

QUANT ANALYZER PORTFOLIO REPORT

ŽRŽ†•...~¼

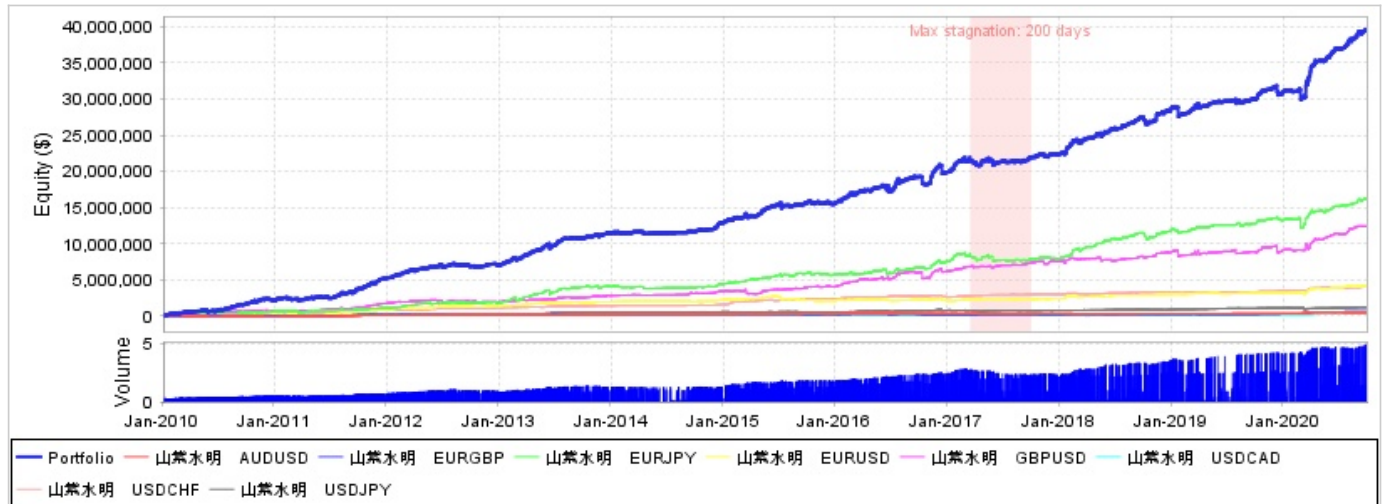
TOTAL PROFIT

\$
39489099.2

PROFIT IN PIPS 62810.6 PIPS
YRLY AVG PROFIT \$ 3673394.73
YRLY AVG % RET 367.34 %
CAGR 40 %

| | | | | |
|-------------------|--------------|------------------|-------------------|---------------|
| # OF TRADES | SHARPE RATIO | PROFIT FACTOR | RETURN / DD RATIO | WINNING % |
| 18647 | 0.12 | 1.6 | 20.8 | 70.91 % |
| DRAWDOWN | % DRAWDOWN | DAILY AVG PROFIT | MTHLY AVG PROFIT | AVERAGE TRADE |
| \$ 1898640.15 | 19.27 % | \$ 13812.21 | \$ 306117.05 | \$ 2117.72 |
| ANNUAL% / MAX DD% | R EXPECTANCY | R EXP SCORE | SQN | SQN SCORE |
| 2.08 | 0.17 R | 301.65 R | 13.96 | 34.45 |

generated by Quant Analyzer



STRATEGIES IN PORTFOLIO

| # | Name | Symbol | Timeframe | Net Profit (\$) | Net Profit (pips) | # of Trades | Sharpe Ratio | Profit Factor |
|----|-------------------|-------------------|-----------|-----------------|-------------------|--------------------|---------------------|-------------------|
| S2 | ŽRŽ†•...~¼@AL | ŽRŽ†•...~¼@AL | unknown | \$ 500789.87 | 6378 pips | 2431 | 0.08 | 1.24 |
| S3 | ŽRŽ†•...~¼@EURGBP | ŽRŽ†•...~¼@EURGBP | unknown | \$ 589713.42 | 3035.2 pips | 909 | 0.13 | 1.63 |
| S4 | ŽRŽ†•...~¼@E | ŽRŽ†•...~¼@E | unknown | \$ 16220517.67 | 15261 pips | 3436 | 0.15 | 1.63 |
| S5 | ŽRŽ†•...~¼@EURUSD | ŽRŽ†•...~¼@EURUSD | unknown | \$ 4160006.38 | 6057.5 pips | 2377 | 0.13 | 1.47 |
| S6 | ŽRŽ†•...~¼@Gt | ŽRŽ†•...~¼@Gt | unknown | \$ 12397527.27 | 11105.9 pips | 3056 | 0.18 | 1.63 |
| S7 | ŽRŽ†•...~¼@USDCAD | ŽRŽ†•...~¼@USDCAD | unknown | \$ 382100.72 | 7726.1 pips | 2740 | 0.05 | 1.21 |
| S8 | ŽRŽ†•...~¼@U\$ | ŽRŽ†•...~¼@U\$ | unknown | \$ 4049494.86 | 6512 pips | 1659 | 0.3 | 2.26 |
| S9 | ŽRŽ†•...~¼@USDJPY | ŽRŽ†•...~¼@USDJPY | unknown | \$ 1188949.01 | 6734.9 pips | 2039 | 0.09 | 1.32 |
| # | Name | Return / DD Ratio | Winning % | Drawdown | % Drawdown | Yearly avg. profit | Monthly avg. profit | Daily avg. profit |
| S2 | ŽRŽ†•...~¼@AUDUSD | 2.59 | 68.9 % | \$ 193376.13 | 18.24 % | \$ 48451.57 | \$ 4038.63 | \$ 410.15 |
| S3 | ŽRŽ†•...~¼@EURGBP | 3.4 | 69.64 % | \$ 173362.07 | 13.04 % | \$ 62046.42 | \$ 5172.92 | \$ 966.74 |
| S4 | ŽRŽ†•...~¼@EURJPY | 10.92 | 72.56 % | \$ 1485290.85 | 14.8 % | \$ 1509131.28 | \$ 125740.45 | \$ 9920.81 |
| S5 | ŽRŽ†•...~¼@EURUSD | 5.86 | 71.06 % | \$ 710395.9 | 20.13 % | \$ 396294.42 | \$ 33015.92 | \$ 3645.93 |
| S6 | ŽRŽ†•...~¼@GBPUSD | 11.2 | 75.16 % | \$ 1106963.52 | 15.55 % | \$ 1162511.59 | \$ 96855.68 | \$ 7743.61 |
| S7 | ŽRŽ†•...~¼@USDCAD | 1.73 | 65.44 % | \$ 221203.07 | 17.15 % | \$ 36397.19 | \$ 3032.55 | \$ 272.35 |
| S8 | ŽRŽ†•...~¼@USDCHF | 18.29 | 72.75 % | \$ 221416.81 | 9.58 % | \$ 385763.81 | \$ 32138.85 | \$ 4222.62 |
| S9 | ŽRŽ†•...~¼@USDJPY | 4.6 | 70.43 % | \$ 258521.69 | 13.5 % | \$ 114125.11 | \$ 9511.59 | \$ 1094.8 |

MONTHLY PERFORMANCE (\$)

| Year | Jan | Feb | Mar | Apr | May | Jun | Jul | Aug | Sep | Oct | Nov | Dec | YTD |
|------|------------|-------------|------------|------------|------------|------------|-----------|------------|-----------|------------|------------|------------|------------|
| 2020 | 201865.06 | -1131664.11 | 3896948.17 | 1409069.57 | 519842.04 | 1158112.5 | 690675.96 | 1317364.8 | 538400.85 | 0 | 0 | 0 | 8600614.84 |
| 2019 | -763846.43 | 437712.88 | 1139447.13 | -219229.52 | 480785.51 | 113691.92 | 280694.44 | -250918.39 | 279441.37 | 1111067.36 | 441245.69 | -668868.71 | 2381223.25 |
| 2018 | 920768.18 | 1085048.61 | 122276.36 | 302784.04 | 602607.54 | 496705.7 | 412873.93 | 453817.79 | 713203.49 | -673073.7 | 1225042.01 | 474651.41 | 6136705.36 |
| 2017 | 1163764.15 | 882832.13 | -752421.94 | 349815.1 | -615321.99 | 481898.26 | -41082.73 | -56293.32 | 635822.91 | 454969.66 | -156487.96 | 145002.97 | 2492497.24 |
| 2016 | 682807.58 | 534890.85 | 512961.78 | 71793.4 | 449314.67 | -353234.38 | 945952.86 | 635089.71 | 157442.43 | -961052.9 | 2337756.58 | -702809.03 | 4310913.55 |

| | | | | | | | | | | | | | |
|------|-----------|------------|-----------|------------|-----------|-----------|-----------|-----------|------------|-----------|------------|------------|------------|
| 2015 | 343745.82 | 333984.47 | 207017.86 | 315379.94 | 917914.69 | 264278.93 | 22007.81 | 38355.45 | 301601.11 | 55008.19 | -129728.15 | 4874.07 | 2674440.19 |
| 2014 | 101923.13 | 5340.74 | 149567.53 | -277791.73 | 65433.72 | 35588.63 | 55164.86 | -2876.66 | 80066.93 | 252842.92 | 126911.64 | 902696.31 | 1494868.02 |
| 2013 | 529896.49 | 246483.46 | 620250.04 | 630089.81 | 638211.3 | 44974.28 | 970087 | 57421.15 | -5048.62 | 254560.85 | 105616.63 | 266043.84 | 4358586.23 |
| 2012 | 315147.37 | 430710.97 | 194793.91 | 383481.54 | 220740.37 | -21041.87 | 345972.7 | -52212.47 | -200621.26 | -20037.02 | 275230.31 | -85095.81 | 1787068.74 |
| 2011 | 382069.32 | -203051.54 | -5920.9 | 256897.06 | 69406.48 | -130142.8 | 371006.72 | 458678.61 | 487880.61 | 389043.85 | 624004.97 | 437817.84 | 3137690.22 |
| 2010 | 320181.82 | 72854.06 | 156466.48 | 114016.68 | -18700.41 | 197912.91 | 184761.61 | 428812.5 | 241837.62 | 277013.38 | 370840.48 | -231505.57 | 2114491.56 |

STATS

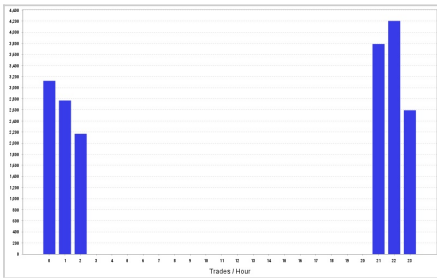
Strategy

| | | | | | |
|--------------------|---------|-----------------------------|-------------|----------------------------|-------------|
| Wins/Losses Ratio | 2.44 | Payout Ratio (Avg Win/Loss) | 0.66 | Average # of Bars in Trade | 0 |
| AHPR | 0.02 | Z-Score | -70.14 | Z-Probability | 99.9 % |
| Expectancy | 2117.72 | Deviation | \$ 20715.31 | Exposure | -99999999 % |
| Stagnation in Days | 200 | Stagnation in % | 5.1 % | | |

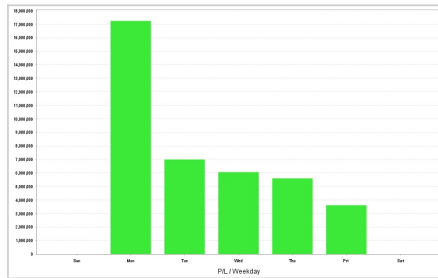
Trades

| | | | | | | | |
|-----------------|-----------------|-----------------|-----------------|-----------------------|------------|-------------------------|-------------|
| | | # of Wins | 13223 | # of Losses | 5424 | # of Cancelled/Expired | 0 |
| Gross Profit | \$ 105540379.28 | Gross Loss | \$ -66051280.08 | Average Win | \$ 7981.58 | Average Loss | \$ -12177.6 |
| Largest Win | \$ 208576.24 | Largest Loss | \$ -373680.86 | Max Consec Wins | 60 | Max Consec Losses | 24 |
| Avg Consec Wins | 7.06 | Avg Consec Loss | 2.9 | Avg # of Bars in Wins | 0 | Avg # of Bars in Losses | 0 |

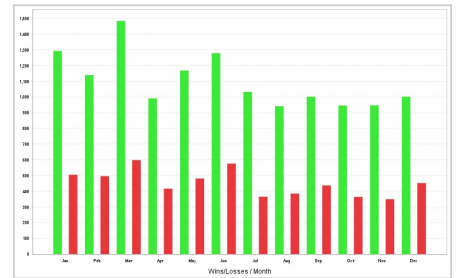
CHARTS



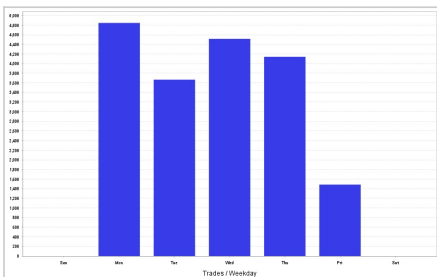
Trades by hour



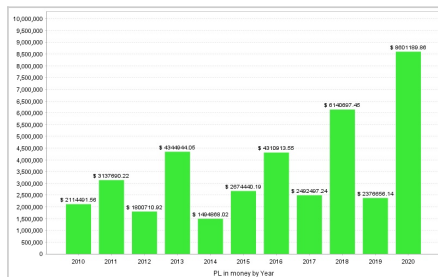
P/L by weekday



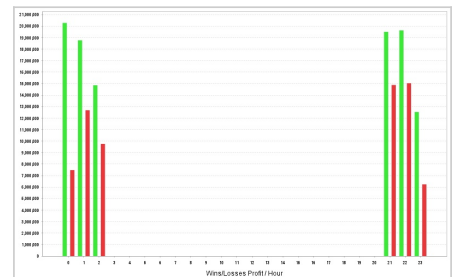
Wins/Losses by month



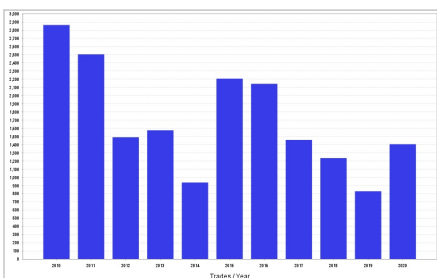
Trades by weekday



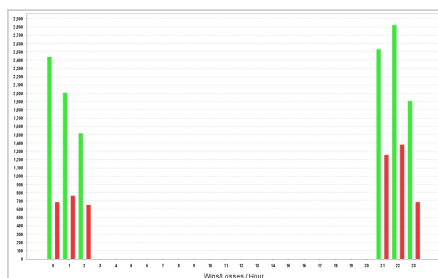
P/L by year



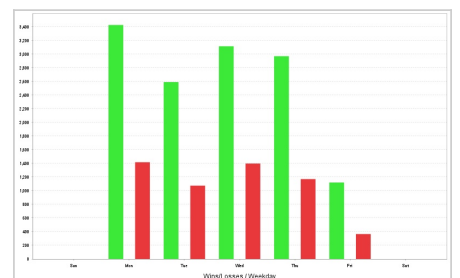
Wins/Losses Profit by hour



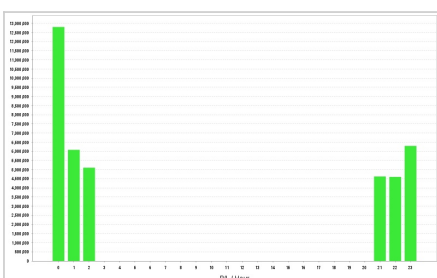
Trades by year



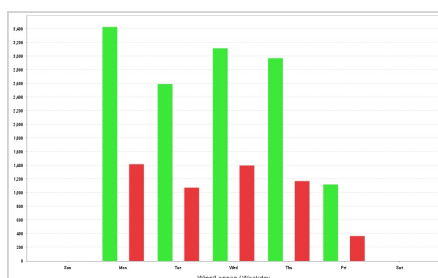
Wins/Losses by hour



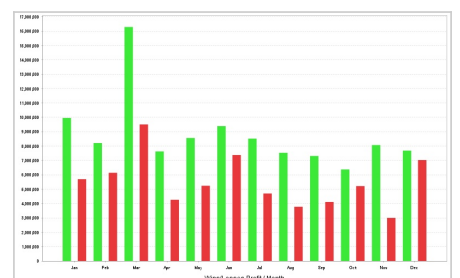
Wins/Losses by weekday



P/L by hour



Wins/Losses by weekday



Wins/Losses Profit by month

TRADES

| Ticket | Type | Open time | Open price | Size | Close time | Close price | Profit/Loss | Comment |
|--------|------|---------------------|------------|------|---------------------|-------------|-------------|---------|
| 1 | Sell | 01.01.2010 02:30:00 | 0.89723 | 0.1 | 01.01.2010 03:55:00 | 0.89738 | \$ -281.63 | |
| 1 | Buy | 04.01.2010 00:05:00 | 132.959 | 0.38 | 04.01.2010 00:48:00 | 133.163 | \$ 7246.74 | |
| 2 | Buy | 04.01.2010 00:35:00 | 1.61154 | 0.25 | 04.01.2010 00:59:00 | 1.61219 | \$ 1712.34 | |
| 1 | Buy | 04.01.2010 00:30:00 | 1.61232 | 0.25 | 04.01.2010 01:27:00 | 1.61334 | \$ 2687.06 | |
| 3 | Sell | 04.01.2010 00:45:00 | 0.88821 | 0.15 | 04.01.2010 01:50:00 | 0.88724 | \$ 1797.28 | |
| 2 | Sell | 04.01.2010 00:40:00 | 0.88801 | 0.15 | 04.01.2010 01:50:00 | 0.88718 | \$ 1511.14 | |
| 1 | Sell | 04.01.2010 00:30:00 | 0.88775 | 0.24 | 04.01.2010 01:50:00 | 0.88721 | \$ 1469.47 | |
| 4 | Buy | 04.01.2010 00:45:00 | 1.04765 | 0.16 | 04.01.2010 02:45:00 | 1.04839 | \$ 748.05 | |
| 3 | Buy | 04.01.2010 00:40:00 | 1.0477 | 0.16 | 04.01.2010 02:45:00 | 1.04843 | \$ 735.28 | |
| 2 | Buy | 04.01.2010 00:35:00 | 1.04805 | 0.16 | 04.01.2010 02:45:00 | 1.04837 | \$ 211.32 | |
| 1 | Buy | 04.01.2010 00:30:00 | 1.05016 | 0.16 | 04.01.2010 02:45:00 | 1.04834 | \$ -2523.43 | |
| 5 | Buy | 04.01.2010 01:55:00 | 132.761 | 0.26 | 04.01.2010 02:54:00 | 132.811 | \$ 954.83 | |
| 4 | Buy | 04.01.2010 01:45:00 | 92.746 | 0.24 | 04.01.2010 03:45:00 | 93.048 | \$ 6951.58 | |
| 3 | Buy | 04.01.2010 01:35:00 | 92.779 | 0.24 | 04.01.2010 03:45:00 | 93.04 | \$ 5967.58 | |
| 2 | Buy | 04.01.2010 01:20:00 | 92.806 | 0.24 | 04.01.2010 03:45:00 | 93.049 | \$ 5535.58 | |
| 1 | Buy | 04.01.2010 01:00:00 | 92.915 | 0.23 | 04.01.2010 03:45:00 | 93.048 | \$ 2774.94 | |
| 4 | Buy | 04.01.2010 01:50:00 | 132.858 | 0.26 | 04.01.2010 07:40:00 | 132.724 | \$ -3829.4 | |
| 3 | Buy | 04.01.2010 01:35:00 | 132.897 | 0.26 | 04.01.2010 07:40:00 | 132.722 | \$ -4895.51 | |
| 2 | Buy | 04.01.2010 01:20:00 | 132.98 | 0.27 | 04.01.2010 07:40:00 | 132.734 | \$ -7001.07 | |
| 8 | Sell | 04.01.2010 22:00:00 | 1.04224 | 0.16 | 04.01.2010 22:48:00 | 1.04174 | \$ 441.69 | |
| 2 | Buy | 04.01.2010 21:41:00 | 0.91145 | 0.12 | 04.01.2010 23:54:00 | 0.91237 | \$ 1015.2 | |
| 3 | Buy | 04.01.2010 22:05:00 | 0.91133 | 0.12 | 04.01.2010 23:54:00 | 0.91231 | \$ 1091.08 | |
| 7 | Sell | 04.01.2010 21:55:00 | 1.04165 | 0.16 | 05.01.2010 00:10:00 | 1.04071 | \$ 956.74 | |
| 6 | Sell | 04.01.2010 21:50:00 | 1.04135 | 0.16 | 05.01.2010 00:10:00 | 1.04062 | \$ 688.23 | |
| 5 | Sell | 04.01.2010 21:25:00 | 1.04123 | 0.16 | 05.01.2010 00:10:00 | 1.04061 | \$ 547.59 | |
| 2 | Buy | 04.01.2010 23:55:00 | 1.44044 | 0.26 | 05.01.2010 00:33:00 | 1.44079 | \$ 806.04 | |
| 4 | Buy | 04.01.2010 22:05:00 | 1.60919 | 0.25 | 05.01.2010 01:25:00 | 1.61084 | \$ 4240.03 | |
| 3 | Buy | 04.01.2010 22:00:00 | 1.60939 | 0.25 | 05.01.2010 01:25:00 | 1.61085 | \$ 3739.5 | |
| 1 | Buy | 04.01.2010 22:00:00 | 1.44094 | 0.26 | 05.01.2010 02:00:00 | 1.44234 | \$ 3682.78 | |
| 2 | Sell | 04.01.2010 23:45:00 | 1.03017 | 0.24 | 05.01.2010 02:05:00 | 1.02901 | \$ 3068.59 | |
| 1 | Sell | 04.01.2010 23:00:00 | 1.02985 | 0.23 | 05.01.2010 02:05:00 | 1.02896 | \$ 2225.37 | |
| 6 | Buy | 05.01.2010 01:40:00 | 0.91173 | 0.12 | 05.01.2010 02:10:00 | 0.91388 | \$ 2570.65 | |
| 5 | Buy | 05.01.2010 00:45:00 | 0.91188 | 0.12 | 05.01.2010 02:10:00 | 0.91401 | \$ 2545.35 | |
| 4 | Buy | 05.01.2010 00:35:00 | 0.91218 | 0.12 | 05.01.2010 02:10:00 | 0.91405 | \$ 2216.57 | |
| 7 | Buy | 05.01.2010 01:00:00 | 133.188 | 0.26 | 05.01.2010 02:14:00 | 133.267 | \$ 1707.71 | |
| 8 | Buy | 05.01.2010 01:05:00 | 133.177 | 0.26 | 05.01.2010 02:14:00 | 133.271 | \$ 2097.76 | |
| 6 | Buy | 05.01.2010 00:00:00 | 133.289 | 0.26 | 05.01.2010 02:34:00 | 133.319 | \$ 433.45 | |
| 7 | Sell | 05.01.2010 02:10:00 | 1.61278 | 0.25 | 05.01.2010 03:10:00 | 1.60884 | \$ 10384.17 | |
| 6 | Sell | 05.01.2010 02:05:00 | 1.61137 | 0.25 | 05.01.2010 03:10:00 | 1.60878 | \$ 6826.14 | |
| 5 | Sell | 05.01.2010 02:00:00 | 1.6113 | 0.25 | 05.01.2010 03:10:00 | 1.60884 | \$ 6483.52 | |
| 9 | Sell | 05.01.2010 21:25:00 | 1.04043 | 0.16 | 05.01.2010 22:05:00 | 1.03881 | \$ 1873.73 | |
| 7 | Buy | 05.01.2010 21:25:00 | 0.90986 | 0.12 | 05.01.2010 22:15:00 | 0.91216 | \$ 2760.33 | |
| 9 | Sell | 05.01.2010 22:00:00 | 131.823 | 0.26 | 05.01.2010 23:12:00 | 131.788 | \$ 567.27 | |
| 10 | Sell | 05.01.2010 23:35:00 | 1.60047 | 0.26 | 05.01.2010 23:50:00 | 1.59915 | \$ 3618.12 | |
| 9 | Sell | 05.01.2010 22:10:00 | 1.60021 | 0.26 | 05.01.2010 23:50:00 | 1.59904 | \$ 3206.97 | |
| 8 | Sell | 05.01.2010 22:00:00 | 1.60006 | 0.26 | 05.01.2010 23:50:00 | 1.59917 | \$ 2439.49 | |
| 4 | Buy | 05.01.2010 21:40:00 | 0.89803 | 0.15 | 06.01.2010 01:10:00 | 0.89847 | \$ 633.5 | |
| 7 | Sell | 06.01.2010 00:30:00 | 91.748 | 0.25 | 06.01.2010 01:15:00 | 91.637 | \$ 2466.23 | |
| 6 | Sell | 05.01.2010 21:45:00 | 91.731 | 0.25 | 06.01.2010 01:15:00 | 91.637 | \$ 1937.48 | |
| 5 | Sell | 05.01.2010 21:40:00 | 91.699 | 0.25 | 06.01.2010 01:15:00 | 91.632 | \$ 1262.48 | |
| 10 | Sell | 05.01.2010 23:15:00 | 131.791 | 0.26 | 06.01.2010 01:15:00 | 131.615 | \$ 4175.37 | |
| 8 | Buy | 06.01.2010 21:45:00 | 92.308 | 0.25 | 06.01.2010 23:00:00 | 92.38 | \$ 1491.23 | |
| 12 | Buy | 06.01.2010 23:35:00 | 92.318 | 0.25 | 07.01.2010 01:15:00 | 92.366 | \$ 759.98 | |
| 11 | Buy | 06.01.2010 23:20:00 | 92.33 | 0.25 | 07.01.2010 01:15:00 | 92.373 | \$ 634.98 | |
| 10 | Buy | 06.01.2010 23:15:00 | 92.344 | 0.25 | 07.01.2010 01:15:00 | 92.373 | \$ 284.98 | |
| 9 | Buy | 06.01.2010 23:05:00 | 92.374 | 0.25 | 07.01.2010 01:15:00 | 92.374 | \$ -440.02 | |
| 9 | Buy | 07.01.2010 00:45:00 | 0.91861 | 0.12 | 07.01.2010 01:45:00 | 0.92014 | \$ 1786.6 | |
| 8 | Buy | 07.01.2010 00:35:00 | 0.91871 | 0.12 | 07.01.2010 01:45:00 | 0.92013 | \$ 1647.5 | |
| 14 | Buy | 06.01.2010 23:45:00 | 133.007 | 0.26 | 07.01.2010 02:15:00 | 133.074 | \$ 1042.87 | |

| | | | | | | | |
|----|------|---------------------|---------|------|---------------------|---------|-------------|
| 13 | Buy | 06.01.2010 23:40:00 | 133.042 | 0.26 | 07.01.2010 02:15:00 | 133.072 | \$ 80.77 |
| 12 | Buy | 06.01.2010 23:20:00 | 133.068 | 0.26 | 07.01.2010 02:15:00 | 133.085 | \$ -257.33 |
| 11 | Buy | 06.01.2010 23:15:00 | 133.103 | 0.26 | 07.01.2010 02:15:00 | 133.086 | \$ -1141.41 |
| 3 | Sell | 07.01.2010 22:00:00 | 1.43246 | 0.26 | 07.01.2010 22:08:00 | 1.4321 | \$ 986.76 |
| 13 | Sell | 07.01.2010 21:50:00 | 1.59471 | 0.26 | 07.01.2010 22:22:00 | 1.59438 | \$ 904.53 |
| 14 | Sell | 07.01.2010 21:55:00 | 1.59489 | 0.26 | 07.01.2010 22:22:00 | 1.59441 | \$ 1315.68 |
| 12 | Sell | 07.01.2010 21:45:00 | 1.5944 | 0.26 | 07.01.2010 23:30:00 | 1.59285 | \$ 4248.55 |
| 11 | Sell | 07.01.2010 21:35:00 | 1.59432 | 0.26 | 07.01.2010 23:30:00 | 1.59285 | \$ 4029.27 |
| 5 | Buy | 11.01.2010 01:00:00 | 0.89721 | 0.15 | 11.01.2010 01:45:00 | 0.89895 | \$ 3367.45 |
| 15 | Sell | 11.01.2010 02:30:00 | 133.71 | 0.26 | 11.01.2010 07:05:00 | 133.795 | \$ -2557.68 |
| 16 | Buy | 11.01.2010 21:50:00 | 1.61033 | 0.26 | 11.01.2010 22:59:00 | 1.61051 | \$ 493.15 |
| 17 | Buy | 11.01.2010 21:55:00 | 1.60963 | 0.26 | 11.01.2010 22:59:00 | 1.61065 | \$ 2794.55 |
| 4 | Buy | 12.01.2010 00:30:00 | 1.45025 | 0.26 | 12.01.2010 01:44:00 | 1.45055 | \$ 821.92 |
| 10 | Buy | 12.01.2010 00:30:00 | 0.92874 | 0.12 | 12.01.2010 01:46:00 | 0.92927 | \$ 522.02 |
| 13 | Sell | 12.01.2010 02:30:00 | 92.2 | 0.25 | 12.01.2010 03:20:00 | 91.952 | \$ 5891.23 |
| 15 | Buy | 11.01.2010 21:45:00 | 1.61063 | 0.26 | 12.01.2010 07:45:00 | 1.6088 | \$ -5124.69 |
| 5 | Buy | 12.01.2010 02:30:00 | 1.44893 | 0.26 | 12.01.2010 08:00:00 | 1.44939 | \$ 1260.28 |
| 16 | Sell | 12.01.2010 22:00:00 | 131.904 | 0.26 | 12.01.2010 23:01:00 | 131.826 | \$ 1685.03 |
| 10 | Buy | 12.01.2010 22:00:00 | 1.0379 | 0.17 | 12.01.2010 23:25:00 | 1.03893 | \$ 1188.56 |
| 19 | Buy | 12.01.2010 22:40:00 | 1.61603 | 0.26 | 12.01.2010 23:39:00 | 1.6165 | \$ 1287.69 |
| 20 | Buy | 12.01.2010 22:45:00 | 1.61595 | 0.26 | 12.01.2010 23:39:00 | 1.61634 | \$ 1068.51 |
| 20 | Sell | 13.01.2010 01:00:00 | 132.063 | 0.26 | 13.01.2010 01:28:00 | 132.038 | \$ 306.62 |
| 12 | Sell | 13.01.2010 01:15:00 | 0.92096 | 0.12 | 13.01.2010 02:10:00 | 0.9193 | \$ 1951.69 |
| 11 | Sell | 13.01.2010 01:05:00 | 0.92076 | 0.12 | 13.01.2010 02:10:00 | 0.91945 | \$ 1508.94 |
| 18 | Sell | 13.01.2010 00:40:00 | 131.975 | 0.26 | 13.01.2010 02:11:00 | 131.949 | \$ 332.87 |
| 19 | Sell | 13.01.2010 00:55:00 | 131.989 | 0.26 | 13.01.2010 02:11:00 | 131.954 | \$ 566.82 |
| 22 | Buy | 13.01.2010 02:05:00 | 1.61454 | 0.26 | 13.01.2010 02:57:00 | 1.61526 | \$ 1972.62 |
| 23 | Buy | 13.01.2010 02:15:00 | 1.61423 | 0.26 | 13.01.2010 02:57:00 | 1.6152 | \$ 2657.56 |
| 21 | Sell | 13.01.2010 02:30:00 | 132.17 | 0.26 | 13.01.2010 03:15:00 | 131.935 | \$ 5766.35 |
| 13 | Sell | 13.01.2010 02:30:00 | 0.92193 | 0.12 | 13.01.2010 03:31:00 | 0.9205 | \$ 1660.75 |
| 17 | Sell | 13.01.2010 00:35:00 | 91.074 | 0.25 | 13.01.2010 03:40:00 | 90.963 | \$ 2466.23 |
| 16 | Sell | 13.01.2010 00:10:00 | 91.046 | 0.25 | 13.01.2010 03:40:00 | 90.97 | \$ 1591.23 |
| 15 | Sell | 12.01.2010 22:10:00 | 91.008 | 0.25 | 13.01.2010 03:40:00 | 90.967 | \$ 612.48 |
| 14 | Sell | 12.01.2010 22:00:00 | 90.982 | 0.26 | 13.01.2010 03:40:00 | 90.96 | \$ 142.98 |
| 17 | Sell | 13.01.2010 00:35:00 | 131.921 | 0.27 | 13.01.2010 03:48:00 | 131.715 | \$ 5205.81 |
| 6 | Buy | 12.01.2010 22:40:00 | 1.44838 | 0.27 | 13.01.2010 04:45:00 | 1.44822 | \$ -613.97 |
| 21 | Buy | 13.01.2010 00:05:00 | 1.61577 | 0.26 | 13.01.2010 06:00:00 | 1.61667 | \$ 2465.77 |
| 18 | Buy | 12.01.2010 22:30:00 | 1.61632 | 0.26 | 13.01.2010 06:00:00 | 1.61674 | \$ 1039.75 |
| 26 | Buy | 14.01.2010 00:35:00 | 1.62677 | 0.26 | 14.01.2010 01:35:00 | 1.62869 | \$ 5260.32 |
| 25 | Buy | 14.01.2010 00:05:00 | 1.62716 | 0.26 | 14.01.2010 01:35:00 | 1.62875 | \$ 4356.2 |
| 24 | Buy | 14.01.2010 00:00:00 | 1.62791 | 0.27 | 14.01.2010 01:35:00 | 1.62877 | \$ 2446.81 |
| 22 | Buy | 14.01.2010 00:30:00 | 132.486 | 0.27 | 14.01.2010 01:59:00 | 132.614 | \$ 3098.28 |
| 23 | Buy | 14.01.2010 00:35:00 | 132.47 | 0.27 | 14.01.2010 01:59:00 | 132.612 | \$ 3476.36 |
| 24 | Buy | 14.01.2010 00:40:00 | 132.459 | 0.26 | 14.01.2010 01:59:00 | 132.623 | \$ 3919.64 |
| 14 | Buy | 14.01.2010 02:30:00 | 0.92123 | 0.12 | 14.01.2010 02:35:00 | 0.92902 | \$ 9702.9 |
| 28 | Sell | 14.01.2010 23:20:00 | 132.2 | 0.26 | 15.01.2010 02:20:00 | 132.207 | \$ -583.73 |
| 27 | Sell | 14.01.2010 23:00:00 | 132.072 | 0.27 | 15.01.2010 02:20:00 | 132.217 | \$ -4331.82 |
| 26 | Sell | 14.01.2010 22:50:00 | 132.053 | 0.27 | 15.01.2010 02:20:00 | 132.207 | \$ -4574.74 |
| 25 | Sell | 14.01.2010 22:35:00 | 132.001 | 0.27 | 15.01.2010 02:20:00 | 132.204 | \$ -5897.6 |
| 21 | Sell | 14.01.2010 23:35:00 | 91.232 | 0.25 | 15.01.2010 03:10:00 | 91.067 | \$ 3712.48 |
| 20 | Sell | 14.01.2010 23:25:00 | 91.189 | 0.25 | 15.01.2010 03:10:00 | 91.076 | \$ 2412.48 |
| 19 | Sell | 14.01.2010 23:20:00 | 91.146 | 0.26 | 15.01.2010 03:10:00 | 91.08 | \$ 1286.98 |
| 18 | Sell | 14.01.2010 23:00:00 | 91.094 | 0.26 | 15.01.2010 03:10:00 | 91.068 | \$ 246.98 |
| 27 | Sell | 18.01.2010 00:30:00 | 1.62835 | 0.27 | 18.01.2010 01:27:00 | 1.62788 | \$ 1337.82 |
| 3 | Buy | 18.01.2010 00:00:00 | 1.02747 | 0.25 | 18.01.2010 02:45:00 | 1.02865 | \$ 3395.28 |
| 30 | Sell | 18.01.2010 02:05:00 | 1.62925 | 0.26 | 18.01.2010 02:55:00 | 1.62623 | \$ 8277.81 |
| 29 | Sell | 18.01.2010 02:00:00 | 1.62877 | 0.27 | 18.01.2010 02:55:00 | 1.62626 | \$ 7144.51 |
| 28 | Sell | 18.01.2010 01:35:00 | 1.62832 | 0.27 | 18.01.2010 02:55:00 | 1.62625 | \$ 5892.09 |
| 15 | Buy | 19.01.2010 01:00:00 | 0.92541 | 0.12 | 19.01.2010 01:50:00 | 0.92682 | \$ 1634.85 |
| 10 | Sell | 19.01.2010 22:45:00 | 1.42984 | 0.26 | 19.01.2010 23:45:00 | 1.42916 | \$ 1863.88 |

| | | | | | | | |
|----|------|---------------------|---------|------|---------------------|---------|-------------|
| 9 | Sell | 19.01.2010 22:30:00 | 1.4296 | 0.27 | 19.01.2010 23:45:00 | 1.42905 | \$ 1565.53 |
| 8 | Sell | 19.01.2010 21:30:00 | 1.42931 | 0.27 | 19.01.2010 23:45:00 | 1.42896 | \$ 996.25 |
| 7 | Sell | 19.01.2010 21:25:00 | 1.42922 | 0.27 | 19.01.2010 23:45:00 | 1.42903 | \$ 540.82 |
| 31 | Sell | 19.01.2010 22:55:00 | 130.348 | 0.27 | 19.01.2010 23:50:00 | 130.221 | \$ 3077.06 |
| 30 | Sell | 19.01.2010 22:30:00 | 130.331 | 0.27 | 19.01.2010 23:50:00 | 130.215 | \$ 2780.1 |
| 29 | Sell | 19.01.2010 21:30:00 | 130.249 | 0.27 | 19.01.2010 23:50:00 | 130.226 | \$ 269.34 |
| 6 | Sell | 19.01.2010 21:30:00 | 0.87352 | 0.15 | 20.01.2010 01:10:00 | 0.87266 | \$ 1550.0 |
| 13 | Buy | 19.01.2010 22:50:00 | 1.03029 | 0.16 | 20.01.2010 01:15:00 | 1.03166 | \$ 1508.16 |
| 12 | Buy | 19.01.2010 22:40:00 | 1.03065 | 0.16 | 20.01.2010 01:15:00 | 1.03164 | \$ 1022.55 |
| 11 | Buy | 19.01.2010 22:30:00 | 1.03074 | 0.17 | 20.01.2010 01:15:00 | 1.03161 | \$ 923.53 |
| 4 | Buy | 20.01.2010 22:00:00 | 1.04365 | 0.25 | 20.01.2010 23:10:00 | 1.04442 | \$ 2214.7 |
| 11 | Sell | 21.01.2010 00:00:00 | 1.41036 | 0.28 | 21.01.2010 00:20:00 | 1.40931 | \$ 3099.43 |
| 31 | Sell | 21.01.2010 02:30:00 | 1.63104 | 0.27 | 21.01.2010 03:29:00 | 1.62918 | \$ 5294.35 |
| 5 | Buy | 21.01.2010 02:30:00 | 1.04272 | 0.25 | 21.01.2010 03:45:00 | 1.04392 | \$ 3452.87 |
| 15 | Sell | 21.01.2010 02:25:00 | 1.41212 | 0.27 | 21.01.2010 03:45:00 | 1.41078 | \$ 3814.2 |
| 14 | Sell | 21.01.2010 02:20:00 | 1.41167 | 0.27 | 21.01.2010 03:45:00 | 1.4109 | \$ 2191.74 |
| 13 | Sell | 21.01.2010 02:15:00 | 1.41128 | 0.27 | 21.01.2010 03:45:00 | 1.41091 | \$ 1053.18 |
| 12 | Sell | 21.01.2010 02:00:00 | 1.41116 | 0.28 | 21.01.2010 03:45:00 | 1.41088 | \$ 826.52 |
| 32 | Sell | 21.01.2010 02:30:00 | 128.833 | 0.28 | 21.01.2010 04:10:00 | 128.791 | \$ 815.25 |
| 17 | Buy | 21.01.2010 00:50:00 | 1.04581 | 0.16 | 21.01.2010 04:55:00 | 1.04649 | \$ 671.37 |
| 16 | Buy | 21.01.2010 00:40:00 | 1.04583 | 0.16 | 21.01.2010 04:55:00 | 1.04636 | \$ 479.69 |
| 19 | Sell | 21.01.2010 00:45:00 | 0.91079 | 0.12 | 21.01.2010 04:55:00 | 0.9108 | \$ -160.86 |
| 15 | Buy | 20.01.2010 23:15:00 | 1.04604 | 0.16 | 21.01.2010 04:55:00 | 1.04644 | \$ 178.6 |
| 18 | Sell | 21.01.2010 00:42:00 | 0.91066 | 0.12 | 21.01.2010 04:55:00 | 0.9109 | \$ -451.81 |
| 14 | Buy | 20.01.2010 23:10:00 | 1.04674 | 0.17 | 21.01.2010 04:55:00 | 1.04653 | \$ -638.47 |
| 17 | Sell | 21.01.2010 00:35:00 | 0.91021 | 0.12 | 21.01.2010 04:55:00 | 0.91091 | \$ -1033.71 |
| 16 | Sell | 21.01.2010 00:01:00 | 0.91008 | 0.12 | 21.01.2010 04:55:00 | 0.91089 | \$ -1172.86 |
| 33 | Sell | 22.01.2010 02:00:00 | 127.506 | 0.28 | 22.01.2010 02:11:00 | 127.371 | \$ 3422.98 |
| 20 | Sell | 22.01.2010 02:00:00 | 0.90404 | 0.13 | 22.01.2010 02:18:00 | 0.90353 | \$ 538.35 |
| 21 | Sell | 22.01.2010 02:25:00 | 0.90364 | 0.13 | 22.01.2010 02:31:00 | 0.90205 | \$ 2018.41 |
| 22 | Sell | 22.01.2010 02:00:00 | 90.445 | 0.26 | 22.01.2010 02:50:00 | 90.253 | \$ 4670.88 |
| 22 | Buy | 25.01.2010 00:30:00 | 0.90147 | 0.13 | 25.01.2010 01:52:00 | 0.90439 | \$ 3839.74 |
| 21 | Buy | 25.01.2010 01:25:00 | 1.05562 | 0.17 | 25.01.2010 02:22:00 | 1.05588 | \$ 143.07 |
| 32 | Sell | 25.01.2010 01:30:00 | 1.61271 | 0.28 | 25.01.2010 02:34:00 | 1.61171 | \$ 2951.85 |
| 33 | Sell | 25.01.2010 01:50:00 | 1.61365 | 0.27 | 25.01.2010 02:34:00 | 1.61155 | \$ 5977.49 |
| 20 | Buy | 25.01.2010 01:15:00 | 1.05599 | 0.17 | 25.01.2010 10:10:00 | 1.05597 | \$ -237.11 |
| 19 | Buy | 25.01.2010 01:10:00 | 1.05615 | 0.17 | 25.01.2010 10:10:00 | 1.05598 | \$ -440.79 |
| 18 | Buy | 25.01.2010 01:00:00 | 1.05637 | 0.17 | 25.01.2010 10:10:00 | 1.05607 | \$ -617.29 |
| 34 | Buy | 25.01.2010 22:30:00 | 1.62314 | 0.28 | 25.01.2010 23:35:00 | 1.62455 | \$ 4160.21 |
| 23 | Buy | 26.01.2010 00:01:00 | 0.90401 | 0.13 | 26.01.2010 02:10:00 | 0.90534 | \$ 1661.5 |
| 22 | Buy | 25.01.2010 22:00:00 | 1.05718 | 0.17 | 26.01.2010 04:35:00 | 1.05649 | \$ -1194.62 |
| 24 | Sell | 26.01.2010 02:30:00 | 0.90581 | 0.13 | 26.01.2010 04:35:00 | 0.90564 | \$ 72.42 |
| 35 | Buy | 27.01.2010 21:25:00 | 1.61578 | 0.28 | 27.01.2010 21:49:00 | 1.61659 | \$ 2389.91 |
| 36 | Buy | 27.01.2010 21:30:00 | 1.61514 | 0.28 | 27.01.2010 21:49:00 | 1.61674 | \$ 4720.8 |
| 34 | Sell | 27.01.2010 21:40:00 | 126.085 | 0.28 | 27.01.2010 22:20:00 | 125.953 | \$ 3342.93 |
| 35 | Sell | 27.01.2010 21:45:00 | 126.225 | 0.28 | 27.01.2010 22:20:00 | 125.962 | \$ 7010.58 |
| 36 | Sell | 27.01.2010 22:35:00 | 126.236 | 0.29 | 27.01.2010 22:56:00 | 126.214 | \$ 271.9 |
| 26 | Sell | 27.01.2010 22:00:00 | 89.945 | 0.26 | 28.01.2010 01:15:00 | 89.881 | \$ 1019.18 |
| 25 | Sell | 27.01.2010 21:40:00 | 89.919 | 0.26 | 28.01.2010 01:15:00 | 89.898 | \$ -98.82 |
| 24 | Sell | 27.01.2010 21:35:00 | 89.877 | 0.26 | 28.01.2010 01:15:00 | 89.901 | \$ -1268.82 |
| 23 | Sell | 27.01.2010 21:30:00 | 89.845 | 0.26 | 28.01.2010 01:15:00 | 89.881 | \$ -1580.82 |
| 37 | Sell | 28.01.2010 00:00:00 | 126.2 | 0.29 | 28.01.2010 01:30:00 | 126.06 | \$ 3693.98 |
| 28 | Sell | 28.01.2010 01:10:00 | 0.89685 | 0.13 | 28.01.2010 01:39:00 | 0.89657 | \$ 223.15 |
| 16 | Sell | 28.01.2010 01:00:00 | 1.40334 | 0.28 | 28.01.2010 02:45:00 | 1.40192 | \$ 4191.62 |
| 27 | Sell | 28.01.2010 01:00:00 | 0.89645 | 0.13 | 28.01.2010 02:55:00 | 0.89477 | \$ 2141.75 |
| 26 | Sell | 28.01.2010 00:45:00 | 0.89637 | 0.13 | 28.01.2010 02:55:00 | 0.89487 | \$ 1895.07 |
| 25 | Sell | 28.01.2010 00:40:00 | 0.89587 | 0.13 | 28.01.2010 02:55:00 | 0.89476 | \$ 1360.61 |
| 26 | Buy | 28.01.2010 00:20:00 | 1.06371 | 0.17 | 28.01.2010 04:10:00 | 1.06491 | \$ 1419.39 |
| 25 | Buy | 27.01.2010 23:20:00 | 1.06401 | 0.17 | 28.01.2010 04:10:00 | 1.06488 | \$ 827.94 |
| 24 | Buy | 27.01.2010 23:05:00 | 1.06425 | 0.17 | 28.01.2010 04:10:00 | 1.06492 | \$ 556.38 |

| | | | | | | | |
|----|------|---------------------|---------|------|---------------------|---------|--------------|
| 23 | Buy | 27.01.2010 23:00:00 | 1.06463 | 0.17 | 28.01.2010 04:10:00 | 1.06491 | \$ 26.84 |
| 38 | Sell | 28.01.2010 22:40:00 | 125.768 | 0.29 | 28.01.2010 23:31:00 | 125.611 | \$ 4188.27 |
| 37 | Sell | 29.01.2010 02:00:00 | 1.61415 | 0.28 | 29.01.2010 02:31:00 | 1.61288 | \$ 3748.84 |
| 39 | Buy | 01.02.2010 00:30:00 | 124.958 | 0.29 | 01.02.2010 01:06:00 | 124.99 | \$ 565.65 |
| 8 | Buy | 01.02.2010 02:25:00 | 1.0599 | 0.25 | 01.02.2010 02:55:00 | 1.0615 | \$ 4604.66 |
| 7 | Buy | 01.02.2010 02:15:00 | 1.06011 | 0.25 | 01.02.2010 02:55:00 | 1.06143 | \$ 3798.41 |
| 6 | Buy | 01.02.2010 02:00:00 | 1.0603 | 0.25 | 01.02.2010 02:55:00 | 1.06149 | \$ 3424.08 |
| 18 | Sell | 01.02.2010 02:30:00 | 1.38832 | 0.28 | 01.02.2010 03:10:00 | 1.38796 | \$ 1062.66 |
| 27 | Buy | 01.02.2010 00:30:00 | 90.138 | 0.26 | 01.02.2010 03:25:00 | 90.26 | \$ 2850.88 |
| 28 | Buy | 01.02.2010 01:30:00 | 90.079 | 0.26 | 01.02.2010 03:25:00 | 90.265 | \$ 4514.88 |
| 29 | Buy | 01.02.2010 01:35:00 | 90.056 | 0.26 | 01.02.2010 03:25:00 | 90.255 | \$ 4852.88 |
| 27 | Buy | 01.02.2010 02:30:00 | 1.06755 | 0.17 | 01.02.2010 03:35:00 | 1.06882 | \$ 1514.44 |
| 29 | Sell | 01.02.2010 02:00:00 | 0.88606 | 0.13 | 01.02.2010 03:35:00 | 0.88405 | \$ 2593.98 |
| 40 | Sell | 01.02.2010 02:30:00 | 125.331 | 0.29 | 01.02.2010 03:35:00 | 125.141 | \$ 5146.53 |
| 17 | Sell | 01.02.2010 01:45:00 | 1.38806 | 0.29 | 01.02.2010 03:45:00 | 1.38607 | \$ 6083.96 |
| 41 | Buy | 01.02.2010 22:05:00 | 126.125 | 0.29 | 02.02.2010 00:30:00 | 126.298 | \$ 4519.86 |
| 40 | Sell | 01.02.2010 21:45:00 | 1.59652 | 0.28 | 02.02.2010 01:30:00 | 1.59515 | \$ 3951.08 |
| 39 | Sell | 01.02.2010 21:35:00 | 1.59584 | 0.28 | 02.02.2010 01:30:00 | 1.59519 | \$ 1825.76 |
| 38 | Sell | 01.02.2010 21:30:00 | 1.59493 | 0.28 | 02.02.2010 01:30:00 | 1.59515 | \$ -742.35 |
| 28 | Sell | 02.02.2010 02:00:00 | 1.0619 | 0.17 | 02.02.2010 03:18:00 | 1.06163 | \$ 156.84 |
| 29 | Sell | 02.02.2010 02:05:00 | 1.0622 | 0.17 | 02.02.2010 03:18:00 | 1.06174 | \$ 414.96 |
| 43 | Sell | 03.02.2010 02:15:00 | 126.502 | 0.29 | 03.02.2010 02:38:00 | 126.482 | \$ 213.16 |
| 42 | Sell | 03.02.2010 02:05:00 | 126.433 | 0.29 | 03.02.2010 03:15:00 | 126.221 | \$ 5781.33 |
| 31 | Buy | 03.02.2010 22:45:00 | 90.927 | 0.26 | 04.02.2010 00:40:00 | 91.023 | \$ 2038.38 |
| 30 | Buy | 03.02.2010 22:00:00 | 90.971 | 0.26 | 04.02.2010 00:40:00 | 91.006 | \$ 452.38 |
| 44 | Sell | 04.02.2010 01:25:00 | 1.59074 | 0.28 | 04.02.2010 02:40:00 | 1.58973 | \$ 2981.36 |
| 43 | Sell | 04.02.2010 01:10:00 | 1.59065 | 0.28 | 04.02.2010 02:40:00 | 1.58979 | \$ 2538.59 |
| 42 | Sell | 04.02.2010 01:05:00 | 1.59036 | 0.28 | 04.02.2010 02:40:00 | 1.58973 | \$ 1859.66 |
| 41 | Sell | 04.02.2010 01:00:00 | 1.59005 | 0.28 | 04.02.2010 02:40:00 | 1.58974 | \$ 915.07 |
| 33 | Buy | 04.02.2010 02:05:00 | 90.829 | 0.26 | 04.02.2010 03:05:00 | 91.015 | \$ 4514.88 |
| 32 | Buy | 04.02.2010 02:00:00 | 90.851 | 0.26 | 04.02.2010 03:05:00 | 91.015 | \$ 3942.88 |
| 47 | Buy | 03.02.2010 23:20:00 | 126.419 | 0.28 | 04.02.2010 05:25:00 | 126.322 | \$ -3450.49 |
| 46 | Buy | 03.02.2010 22:30:00 | 126.443 | 0.29 | 04.02.2010 05:25:00 | 126.337 | \$ -3834.79 |
| 45 | Buy | 03.02.2010 22:20:00 | 126.475 | 0.29 | 04.02.2010 05:25:00 | 126.333 | \$ -4878.91 |
| 44 | Buy | 03.02.2010 22:00:00 | 126.5 | 0.29 | 04.02.2010 05:25:00 | 126.331 | \$ -5661.93 |
| 30 | Sell | 04.02.2010 21:35:00 | 0.86761 | 0.14 | 05.02.2010 00:03:00 | 0.86464 | \$ 4183.63 |
| 45 | Sell | 05.02.2010 00:35:00 | 1.57686 | 0.29 | 05.02.2010 01:56:00 | 1.57653 | \$ 1008.9 |
| 19 | Sell | 05.02.2010 02:00:00 | 1.37417 | 0.29 | 05.02.2010 03:00:00 | 1.37064 | \$ 10792.15 |
| 34 | Sell | 05.02.2010 01:00:00 | 0.8665 | 0.13 | 05.02.2010 03:00:00 | 0.86605 | \$ 456.13 |
| 33 | Sell | 05.02.2010 00:50:00 | 0.86641 | 0.14 | 05.02.2010 03:00:00 | 0.86615 | \$ 210.81 |
| 32 | Sell | 05.02.2010 00:35:00 | 0.86618 | 0.14 | 05.02.2010 03:00:00 | 0.86611 | \$ -69.6 |
| 31 | Sell | 05.02.2010 00:30:00 | 0.8656 | 0.14 | 05.02.2010 03:00:00 | 0.86603 | \$ -807.52 |
| 47 | Sell | 05.02.2010 02:30:00 | 1.57743 | 0.28 | 05.02.2010 03:00:00 | 1.57417 | \$ 9623.01 |
| 46 | Sell | 05.02.2010 02:15:00 | 1.57711 | 0.29 | 05.02.2010 03:00:00 | 1.57413 | \$ 9110.66 |
| 31 | Buy | 05.02.2010 02:00:00 | 1.07208 | 0.17 | 05.02.2010 03:05:00 | 1.07349 | \$ 1704.53 |
| 30 | Buy | 05.02.2010 01:55:00 | 1.07224 | 0.17 | 05.02.2010 03:05:00 | 1.07344 | \$ 1419.39 |
| 37 | Sell | 05.02.2010 01:10:00 | 89.277 | 0.26 | 05.02.2010 06:15:00 | 89.618 | \$ -9187.12 |
| 36 | Sell | 05.02.2010 01:05:00 | 89.227 | 0.27 | 05.02.2010 06:15:00 | 89.612 | \$ -10728.47 |
| 35 | Sell | 05.02.2010 01:00:00 | 89.111 | 0.27 | 05.02.2010 06:15:00 | 89.619 | \$ -14049.47 |
| 34 | Sell | 05.02.2010 00:50:00 | 89.079 | 0.27 | 05.02.2010 06:15:00 | 89.604 | \$ -14508.47 |
| 9 | Buy | 08.02.2010 00:00:00 | 1.07444 | 0.26 | 08.02.2010 00:10:00 | 1.07459 | \$ 446.6 |
| 20 | Sell | 08.02.2010 00:00:00 | 1.36544 | 0.3 | 08.02.2010 00:35:00 | 1.36419 | \$ 3953.36 |
| 37 | Sell | 08.02.2010 00:25:00 | 0.86804 | 0.13 | 08.02.2010 01:20:00 | 0.86561 | \$ 3169.56 |
| 36 | Sell | 08.02.2010 00:15:00 | 0.8678 | 0.13 | 08.02.2010 01:20:00 | 0.86565 | \$ 2785.84 |
| 35 | Sell | 08.02.2010 00:00:00 | 0.86711 | 0.14 | 08.02.2010 01:20:00 | 0.86555 | \$ 2129.4 |
| 48 | Sell | 08.02.2010 02:30:00 | 1.5613 | 0.29 | 08.02.2010 04:05:00 | 1.56071 | \$ 1803.79 |
| 24 | Buy | 08.02.2010 22:55:00 | 1.36587 | 0.29 | 09.02.2010 01:25:00 | 1.36604 | \$ 348.99 |
| 23 | Buy | 08.02.2010 22:20:00 | 1.36619 | 0.3 | 09.02.2010 01:25:00 | 1.36618 | \$ -208.0 |
| 22 | Buy | 08.02.2010 22:15:00 | 1.36663 | 0.3 | 09.02.2010 01:25:00 | 1.36602 | \$ -2104.75 |
| 21 | Buy | 08.02.2010 22:00:00 | 1.36715 | 0.3 | 09.02.2010 01:25:00 | 1.36615 | \$ -3337.64 |

| | | | | | | | |
|----|------|---------------------|---------|------|---------------------|---------|--------------|
| 13 | Sell | 08.02.2010 22:25:00 | 1.07245 | 0.25 | 09.02.2010 01:40:00 | 1.07224 | \$ 460.6 |
| 12 | Sell | 08.02.2010 22:20:00 | 1.07231 | 0.26 | 09.02.2010 01:40:00 | 1.07214 | \$ 359.22 |
| 11 | Sell | 08.02.2010 22:15:00 | 1.07207 | 0.26 | 09.02.2010 01:40:00 | 1.07215 | \$ -389.54 |
| 10 | Sell | 08.02.2010 22:00:00 | 1.07193 | 0.26 | 09.02.2010 01:40:00 | 1.07209 | \$ -629.14 |
| 51 | Buy | 08.02.2010 23:35:00 | 121.917 | 0.29 | 09.02.2010 02:10:00 | 122.025 | \$ 2647.07 |
| 50 | Buy | 08.02.2010 23:20:00 | 121.937 | 0.29 | 09.02.2010 02:10:00 | 122.023 | \$ 2009.04 |
| 49 | Buy | 08.02.2010 23:10:00 | 121.943 | 0.29 | 09.02.2010 02:10:00 | 122.013 | \$ 1545.02 |
| 48 | Buy | 08.02.2010 23:00:00 | 121.973 | 0.3 | 09.02.2010 02:10:00 | 122.016 | \$ 788.21 |
| 41 | Buy | 08.02.2010 22:25:00 | 0.86556 | 0.14 | 09.02.2010 02:20:00 | 0.86531 | \$ -572.87 |
| 40 | Buy | 08.02.2010 22:20:00 | 0.86575 | 0.14 | 09.02.2010 02:20:00 | 0.86518 | \$ -1044.99 |
| 39 | Buy | 08.02.2010 22:10:00 | 0.86624 | 0.14 | 09.02.2010 02:20:00 | 0.86531 | \$ -1576.11 |
| 38 | Buy | 08.02.2010 22:00:00 | 0.8666 | 0.14 | 09.02.2010 02:20:00 | 0.86524 | \$ -2210.52 |
| 52 | Buy | 08.02.2010 23:00:00 | 1.56005 | 0.28 | 09.02.2010 02:20:00 | 1.5602 | \$ 323.08 |
| 51 | Buy | 08.02.2010 22:55:00 | 1.56024 | 0.29 | 09.02.2010 02:20:00 | 1.5602 | \$ -245.99 |
| 50 | Buy | 08.02.2010 22:20:00 | 1.56066 | 0.29 | 09.02.2010 02:20:00 | 1.56021 | \$ -1498.91 |
| 49 | Buy | 08.02.2010 22:00:00 | 1.56118 | 0.29 | 09.02.2010 02:20:00 | 1.56025 | \$ -2965.72 |
| 35 | Sell | 08.02.2010 22:50:00 | 1.07397 | 0.17 | 09.02.2010 06:25:00 | 1.0727 | \$ 1464.85 |
| 34 | Sell | 08.02.2010 22:20:00 | 1.07392 | 0.17 | 09.02.2010 06:25:00 | 1.07278 | \$ 1288.24 |
| 33 | Sell | 08.02.2010 22:15:00 | 1.07312 | 0.17 | 09.02.2010 06:25:00 | 1.07282 | \$ 147.09 |
| 32 | Sell | 08.02.2010 22:00:00 | 1.07295 | 0.17 | 09.02.2010 06:25:00 | 1.0728 | \$ -56.69 |
| 42 | Buy | 09.02.2010 22:00:00 | 0.87547 | 0.13 | 09.02.2010 22:35:00 | 0.87885 | \$ 4469.93 |
| 26 | Buy | 10.02.2010 02:05:00 | 1.37745 | 0.29 | 10.02.2010 02:30:00 | 1.38029 | \$ 8678.68 |
| 25 | Buy | 10.02.2010 02:00:00 | 1.37795 | 0.3 | 10.02.2010 02:30:00 | 1.38019 | \$ 7081.2 |
| 53 | Buy | 10.02.2010 02:00:00 | 1.5692 | 0.29 | 10.02.2010 02:42:00 | 1.56988 | \$ 2078.0 |
| 54 | Buy | 10.02.2010 02:05:00 | 1.56909 | 0.29 | 10.02.2010 02:42:00 | 1.56985 | \$ 2322.47 |
| 55 | Buy | 10.02.2010 02:15:00 | 1.56886 | 0.29 | 10.02.2010 02:42:00 | 1.57 | \$ 3483.7 |
| 16 | Sell | 10.02.2010 02:05:00 | 1.06568 | 0.25 | 10.02.2010 03:03:00 | 1.06533 | \$ 1005.45 |
| 43 | Buy | 10.02.2010 02:00:00 | 0.87727 | 0.13 | 10.02.2010 03:08:00 | 0.87757 | \$ 250.43 |
| 15 | Sell | 10.02.2010 01:45:00 | 1.0653 | 0.26 | 10.02.2010 09:40:00 | 1.06513 | \$ 506.56 |
| 14 | Sell | 10.02.2010 01:30:00 | 1.06502 | 0.26 | 10.02.2010 09:40:00 | 1.06496 | \$ 177.1 |
| 44 | Sell | 11.02.2010 00:01:00 | 0.87537 | 0.13 | 11.02.2010 04:03:00 | 0.8882 | \$ -17743.06 |
| 59 | Sell | 11.02.2010 01:40:00 | 1.56075 | 0.28 | 11.02.2010 08:00:00 | 1.5639 | \$ -9298.31 |
| 58 | Sell | 11.02.2010 01:30:00 | 1.56052 | 0.29 | 11.02.2010 08:00:00 | 1.564 | \$ -10639.29 |
| 57 | Sell | 11.02.2010 01:20:00 | 1.56005 | 0.29 | 11.02.2010 08:00:00 | 1.564 | \$ -12076.21 |
| 56 | Sell | 11.02.2010 01:00:00 | 1.55977 | 0.29 | 11.02.2010 08:00:00 | 1.56407 | \$ -13146.25 |
| 29 | Sell | 11.02.2010 01:50:00 | 1.37533 | 0.29 | 11.02.2010 08:20:00 | 1.37755 | \$ -6787.14 |
| 28 | Sell | 11.02.2010 01:45:00 | 1.37454 | 0.3 | 11.02.2010 08:20:00 | 1.37739 | \$ -9013.67 |
| 27 | Sell | 11.02.2010 01:30:00 | 1.3742 | 0.3 | 11.02.2010 08:20:00 | 1.37754 | \$ -10563.38 |
| 53 | Sell | 11.02.2010 21:45:00 | 122.867 | 0.29 | 11.02.2010 23:28:00 | 122.846 | \$ 252.7 |
| 30 | Sell | 11.02.2010 21:30:00 | 1.36922 | 0.29 | 11.02.2010 23:29:00 | 1.36871 | \$ 1559.2 |
| 36 | Sell | 11.02.2010 23:00:00 | 1.05129 | 0.17 | 12.02.2010 00:59:00 | 1.05047 | \$ 853.52 |
| 31 | Sell | 11.02.2010 23:35:00 | 1.36923 | 0.29 | 12.02.2010 01:02:00 | 1.36913 | \$ 281.89 |
| 55 | Sell | 11.02.2010 23:50:00 | 122.882 | 0.29 | 12.02.2010 01:13:00 | 122.865 | \$ 71.95 |
| 56 | Sell | 11.02.2010 23:55:00 | 122.894 | 0.29 | 12.02.2010 01:13:00 | 122.858 | \$ 622.93 |
| 18 | Buy | 11.02.2010 21:30:00 | 1.07041 | 0.26 | 12.02.2010 01:30:00 | 1.07091 | \$ 1491.14 |
| 17 | Buy | 11.02.2010 21:25:00 | 1.07114 | 0.26 | 12.02.2010 01:30:00 | 1.07099 | \$ -455.39 |
| 8 | Sell | 12.02.2010 01:15:00 | 0.87237 | 0.16 | 12.02.2010 02:05:00 | 0.87144 | \$ 1829.9 |
| 7 | Sell | 12.02.2010 00:30:00 | 0.87216 | 0.16 | 12.02.2010 02:05:00 | 0.8713 | \$ 1677.28 |
| 60 | Buy | 12.02.2010 01:35:00 | 1.56894 | 0.28 | 12.02.2010 02:05:00 | 1.5702 | \$ 3717.63 |
| 57 | Sell | 12.02.2010 02:00:00 | 122.93 | 0.29 | 12.02.2010 02:45:00 | 122.676 | \$ 7009.48 |
| 54 | Sell | 11.02.2010 23:35:00 | 122.869 | 0.29 | 12.02.2010 02:45:00 | 122.674 | \$ 5233.98 |
| 52 | Sell | 11.02.2010 21:40:00 | 122.844 | 0.3 | 12.02.2010 02:45:00 | 122.665 | \$ 4934.56 |
| 45 | Buy | 12.02.2010 02:30:00 | 0.88944 | 0.13 | 12.02.2010 05:50:00 | 0.88903 | \$ -722.25 |
| 61 | Buy | 12.02.2010 02:30:00 | 1.5681 | 0.28 | 12.02.2010 06:40:00 | 1.56898 | \$ 2596.44 |
| 32 | Sell | 15.02.2010 00:00:00 | 1.36248 | 0.3 | 15.02.2010 00:31:00 | 1.36128 | \$ 3795.23 |
| 19 | Buy | 15.02.2010 00:00:00 | 1.07651 | 0.26 | 15.02.2010 02:50:00 | 1.07668 | \$ 506.49 |
| 37 | Sell | 16.02.2010 22:00:00 | 1.04482 | 0.17 | 16.02.2010 22:35:00 | 1.04352 | \$ 1556.12 |
| 33 | Buy | 17.02.2010 01:00:00 | 1.37574 | 0.29 | 17.02.2010 02:20:00 | 1.37706 | \$ 4033.76 |
| 46 | Buy | 17.02.2010 01:30:00 | 0.90067 | 0.13 | 17.02.2010 02:21:00 | 0.90153 | \$ 1017.61 |
| 62 | Buy | 17.02.2010 01:30:00 | 1.5779 | 0.28 | 17.02.2010 05:20:00 | 1.57754 | \$ -1062.18 |

| | | | | | | | |
|----|------|---------------------|---------|------|---------------------|---------|--------------|
| 60 | Sell | 17.02.2010 22:15:00 | 124.217 | 0.29 | 17.02.2010 23:06:00 | 124.187 | \$ 509.74 |
| 59 | Sell | 17.02.2010 22:10:00 | 124.138 | 0.3 | 18.02.2010 00:35:00 | 123.938 | \$ 5426.89 |
| 58 | Sell | 17.02.2010 22:00:00 | 124.092 | 0.3 | 18.02.2010 00:35:00 | 123.942 | \$ 3927.04 |
| 48 | Buy | 18.02.2010 00:15:00 | 0.89708 | 0.13 | 18.02.2010 02:09:00 | 0.89813 | \$ 1277.9 |
| 63 | Sell | 18.02.2010 01:00:00 | 1.56823 | 0.28 | 18.02.2010 02:25:00 | 1.56747 | \$ 2243.41 |
| 21 | Buy | 18.02.2010 02:05:00 | 1.07737 | 0.25 | 18.02.2010 02:30:00 | 1.07958 | \$ 6361.15 |
| 20 | Buy | 18.02.2010 02:00:00 | 1.07745 | 0.25 | 18.02.2010 02:30:00 | 1.07955 | \$ 6044.4 |
| 35 | Sell | 18.02.2010 02:05:00 | 1.3611 | 0.29 | 18.02.2010 02:30:00 | 1.35801 | \$ 9446.95 |
| 34 | Sell | 18.02.2010 02:00:00 | 1.36076 | 0.29 | 18.02.2010 02:30:00 | 1.35814 | \$ 8010.04 |
| 40 | Buy | 18.02.2010 02:05:00 | 91.032 | 0.25 | 18.02.2010 02:54:00 | 91.045 | \$ 16.23 |
| 47 | Buy | 18.02.2010 00:01:00 | 0.89909 | 0.13 | 18.02.2010 08:45:00 | 0.89783 | \$ -1886.72 |
| 38 | Buy | 18.02.2010 01:30:00 | 91.091 | 0.25 | 18.02.2010 11:35:00 | 90.892 | \$ -5283.77 |
| 39 | Buy | 18.02.2010 02:00:00 | 91.081 | 0.25 | 18.02.2010 12:05:00 | 90.778 | \$ -7883.77 |
| 64 | Sell | 18.02.2010 21:45:00 | 1.56275 | 0.28 | 18.02.2010 22:23:00 | 1.56154 | \$ 3571.73 |
| 36 | Sell | 18.02.2010 21:45:00 | 1.36166 | 0.3 | 18.02.2010 22:24:00 | 1.36107 | \$ 1865.99 |
| 61 | Sell | 18.02.2010 21:25:00 | 124.326 | 0.3 | 18.02.2010 22:38:00 | 124.255 | \$ 1756.99 |
| 62 | Sell | 18.02.2010 21:40:00 | 124.388 | 0.3 | 18.02.2010 22:38:00 | 124.266 | \$ 3286.85 |
| 63 | Sell | 18.02.2010 21:45:00 | 124.429 | 0.3 | 18.02.2010 22:38:00 | 124.263 | \$ 4606.73 |
| 51 | Sell | 18.02.2010 21:45:00 | 0.90154 | 0.13 | 18.02.2010 23:35:00 | 0.8981 | \$ 4553.69 |
| 50 | Sell | 18.02.2010 21:40:00 | 0.90112 | 0.13 | 18.02.2010 23:35:00 | 0.89801 | \$ 4101.45 |
| 49 | Sell | 18.02.2010 21:25:00 | 0.90076 | 0.13 | 18.02.2010 23:35:00 | 0.89807 | \$ 3525.87 |
| 52 | Buy | 19.02.2010 00:01:00 | 0.89408 | 0.13 | 19.02.2010 00:30:00 | 0.89469 | \$ 675.12 |
| 53 | Buy | 19.02.2010 00:05:00 | 0.89338 | 0.13 | 19.02.2010 00:30:00 | 0.89469 | \$ 1634.09 |
| 39 | Buy | 19.02.2010 00:15:00 | 1.35112 | 0.29 | 19.02.2010 00:31:00 | 1.35172 | \$ 1833.53 |
| 55 | Buy | 19.02.2010 00:40:00 | 0.89159 | 0.13 | 19.02.2010 00:57:00 | 0.89202 | \$ 428.52 |
| 57 | Buy | 19.02.2010 01:05:00 | 0.89068 | 0.13 | 19.02.2010 01:37:00 | 0.8918 | \$ 1373.8 |
| 58 | Buy | 19.02.2010 01:15:00 | 0.88987 | 0.13 | 19.02.2010 01:37:00 | 0.89165 | \$ 2277.98 |
| 59 | Buy | 19.02.2010 01:55:00 | 0.88938 | 0.13 | 19.02.2010 02:23:00 | 0.89143 | \$ 2647.87 |
| 41 | Sell | 19.02.2010 00:15:00 | 1.04781 | 0.16 | 19.02.2010 02:35:00 | 1.0474 | \$ 326.62 |
| 40 | Sell | 19.02.2010 00:10:00 | 1.04757 | 0.16 | 19.02.2010 02:35:00 | 1.04722 | \$ 249.9 |
| 39 | Sell | 19.02.2010 00:05:00 | 1.04707 | 0.17 | 19.02.2010 02:35:00 | 1.04741 | \$ -671.86 |
| 38 | Sell | 19.02.2010 00:00:00 | 1.04679 | 0.17 | 19.02.2010 02:35:00 | 1.04724 | \$ -821.29 |
| 67 | Buy | 19.02.2010 01:55:00 | 123.797 | 0.29 | 19.02.2010 03:30:00 | 123.951 | \$ 4107.01 |
| 66 | Buy | 19.02.2010 01:45:00 | 123.88 | 0.3 | 19.02.2010 03:30:00 | 123.941 | \$ 1458.4 |
| 65 | Buy | 19.02.2010 01:15:00 | 123.926 | 0.3 | 19.02.2010 03:30:00 | 123.954 | \$ 468.23 |
| 64 | Buy | 19.02.2010 01:05:00 | 124.034 | 0.3 | 19.02.2010 03:30:00 | 123.954 | \$ -2772.07 |
| 41 | Buy | 19.02.2010 00:40:00 | 1.34937 | 0.29 | 19.02.2010 09:55:00 | 1.34816 | \$ -3697.61 |
| 40 | Buy | 19.02.2010 00:35:00 | 1.34984 | 0.29 | 19.02.2010 09:55:00 | 1.34822 | \$ -4950.52 |
| 38 | Buy | 19.02.2010 00:05:00 | 1.35173 | 0.3 | 19.02.2010 09:55:00 | 1.34811 | \$ -11443.72 |
| 37 | Buy | 19.02.2010 00:00:00 | 1.35239 | 0.3 | 19.02.2010 09:55:00 | 1.3482 | \$ -13245.64 |
| 56 | Buy | 19.02.2010 01:00:00 | 0.89241 | 0.13 | 19.02.2010 09:55:00 | 0.89069 | \$ -2516.9 |
| 54 | Buy | 19.02.2010 00:35:00 | 0.89366 | 0.13 | 19.02.2010 09:55:00 | 0.89066 | \$ -4270.46 |
| 22 | Sell | 19.02.2010 00:00:00 | 1.08359 | 0.26 | 19.02.2010 10:05:00 | 1.08794 | \$ -13031.01 |
| 23 | Sell | 19.02.2010 00:05:00 | 1.08423 | 0.25 | 19.02.2010 10:10:00 | 1.0884 | \$ -12011.45 |
| 24 | Sell | 19.02.2010 00:35:00 | 1.08512 | 0.25 | 19.02.2010 10:35:00 | 1.08759 | \$ -7115.71 |
| 25 | Sell | 19.02.2010 00:40:00 | 1.08569 | 0.25 | 19.02.2010 10:40:00 | 1.08798 | \$ -6597.34 |
| 68 | Buy | 22.02.2010 00:00:00 | 124.666 | 0.3 | 22.02.2010 00:05:00 | 124.783 | \$ 3135.98 |
| 41 | Buy | 22.02.2010 00:00:00 | 91.431 | 0.25 | 22.02.2010 01:24:00 | 91.619 | \$ 4391.23 |
| 65 | Buy | 22.02.2010 01:30:00 | 1.54381 | 0.28 | 22.02.2010 02:00:00 | 1.54693 | \$ 9205.56 |
| 42 | Sell | 22.02.2010 22:00:00 | 1.36061 | 0.29 | 23.02.2010 00:17:00 | 1.36018 | \$ 1290.79 |
| 43 | Sell | 22.02.2010 22:15:00 | 1.36097 | 0.29 | 23.02.2010 00:17:00 | 1.36014 | \$ 2513.7 |
| 69 | Sell | 22.02.2010 22:15:00 | 124.075 | 0.31 | 23.02.2010 00:18:00 | 123.989 | \$ 2212.23 |
| 70 | Sell | 22.02.2010 22:20:00 | 124.1 | 0.3 | 23.02.2010 00:18:00 | 123.98 | \$ 3160.79 |
| 74 | Sell | 23.02.2010 02:10:00 | 124.219 | 0.3 | 23.02.2010 02:33:00 | 124.203 | \$ 107.33 |
| 73 | Sell | 23.02.2010 02:00:00 | 124.159 | 0.3 | 23.02.2010 03:20:00 | 123.909 | \$ 7127.51 |
| 72 | Sell | 23.02.2010 01:05:00 | 124.068 | 0.31 | 23.02.2010 03:20:00 | 123.914 | \$ 4389.36 |
| 71 | Sell | 23.02.2010 01:00:00 | 124.029 | 0.31 | 23.02.2010 03:20:00 | 123.909 | \$ 3335.5 |
| 75 | Sell | 23.02.2010 22:00:00 | 121.959 | 0.32 | 23.02.2010 23:01:00 | 121.846 | \$ 3225.75 |
| 42 | Sell | 23.02.2010 23:35:00 | 90.254 | 0.25 | 24.02.2010 01:55:00 | 90.181 | \$ 1412.48 |
| 79 | Sell | 24.02.2010 01:45:00 | 122.012 | 0.31 | 24.02.2010 02:10:00 | 121.813 | \$ 5790.76 |

| | | | | | | | |
|----|------|---------------------|---------|------|---------------------|---------|--------------|
| 78 | Sell | 24.02.2010 01:20:00 | 121.992 | 0.31 | 24.02.2010 02:10:00 | 121.821 | \$ 4922.82 |
| 77 | Sell | 24.02.2010 01:15:00 | 121.963 | 0.32 | 24.02.2010 02:10:00 | 121.81 | \$ 4505.73 |
| 76 | Sell | 23.02.2010 23:35:00 | 121.935 | 0.32 | 24.02.2010 02:10:00 | 121.822 | \$ 3154.42 |
| 45 | Sell | 24.02.2010 02:00:00 | 1.35226 | 0.29 | 24.02.2010 02:20:00 | 1.35087 | \$ 4249.6 |
| 44 | Sell | 24.02.2010 01:45:00 | 1.35198 | 0.3 | 24.02.2010 02:20:00 | 1.35097 | \$ 3194.32 |
| 27 | Buy | 24.02.2010 02:00:00 | 1.08238 | 0.25 | 24.02.2010 02:25:00 | 1.08378 | \$ 4028.77 |
| 26 | Buy | 24.02.2010 01:30:00 | 1.08277 | 0.25 | 24.02.2010 02:25:00 | 1.08363 | \$ 2473.84 |
| 45 | Buy | 24.02.2010 02:00:00 | 1.05485 | 0.17 | 24.02.2010 02:30:00 | 1.0562 | \$ 1623.06 |
| 44 | Buy | 24.02.2010 01:50:00 | 1.05522 | 0.17 | 24.02.2010 02:30:00 | 1.05617 | \$ 1079.94 |
| 43 | Buy | 24.02.2010 01:45:00 | 1.05535 | 0.17 | 24.02.2010 02:30:00 | 1.05607 | \$ 767.65 |
| 42 | Buy | 24.02.2010 01:05:00 | 1.05556 | 0.17 | 24.02.2010 02:30:00 | 1.05612 | \$ 550.4 |
| 69 | Sell | 24.02.2010 01:45:00 | 1.54445 | 0.28 | 24.02.2010 02:30:00 | 1.54275 | \$ 5018.14 |
| 68 | Sell | 24.02.2010 01:30:00 | 1.54405 | 0.28 | 24.02.2010 02:30:00 | 1.54283 | \$ 3601.25 |
| 67 | Sell | 24.02.2010 01:10:00 | 1.54385 | 0.28 | 24.02.2010 02:30:00 | 1.54279 | \$ 3128.96 |
| 66 | Sell | 24.02.2010 01:05:00 | 1.54361 | 0.29 | 24.02.2010 02:30:00 | 1.54281 | \$ 2445.81 |
| 63 | Sell | 24.02.2010 00:01:00 | 0.89142 | 0.13 | 24.02.2010 08:35:00 | 0.89249 | \$ -1626.91 |
| 62 | Sell | 23.02.2010 23:50:00 | 0.89134 | 0.13 | 24.02.2010 08:35:00 | 0.89235 | \$ -1569.49 |
| 61 | Sell | 23.02.2010 23:45:00 | 0.89095 | 0.13 | 24.02.2010 08:35:00 | 0.89231 | \$ -2049.13 |
| 60 | Sell | 23.02.2010 23:35:00 | 0.8908 | 0.13 | 24.02.2010 08:35:00 | 0.89241 | \$ -2391.73 |
| 64 | Buy | 24.02.2010 22:00:00 | 0.8919 | 0.13 | 24.02.2010 23:00:00 | 0.89322 | \$ 1647.79 |
| 80 | Buy | 24.02.2010 22:00:00 | 121.94 | 0.32 | 24.02.2010 23:49:00 | 121.98 | \$ 889.83 |
| 47 | Buy | 24.02.2010 21:35:00 | 1.35241 | 0.3 | 25.02.2010 00:55:00 | 1.35303 | \$ 1430.81 |
| 48 | Buy | 24.02.2010 21:40:00 | 1.35219 | 0.29 | 25.02.2010 00:55:00 | 1.35304 | \$ 2085.96 |
| 46 | Buy | 24.02.2010 21:25:00 | 1.35313 | 0.3 | 25.02.2010 01:15:00 | 1.35404 | \$ 2347.57 |
| 30 | Sell | 24.02.2010 21:40:00 | 1.08186 | 0.25 | 25.02.2010 02:20:00 | 1.08163 | \$ 234.85 |
| 70 | Sell | 25.02.2010 01:30:00 | 1.54178 | 0.29 | 25.02.2010 02:31:00 | 1.54163 | \$ 458.59 |
| 81 | Sell | 25.02.2010 02:00:00 | 122.268 | 0.32 | 25.02.2010 02:55:00 | 122.015 | \$ 7704.73 |
| 29 | Sell | 24.02.2010 21:35:00 | 1.08158 | 0.25 | 25.02.2010 07:35:00 | 1.08741 | \$ -17216.99 |
| 28 | Sell | 24.02.2010 21:30:00 | 1.0812 | 0.25 | 25.02.2010 07:35:00 | 1.08731 | \$ -18023.35 |
| 46 | Sell | 25.02.2010 22:10:00 | 89.162 | 0.25 | 25.02.2010 23:05:00 | 89.063 | \$ 2166.23 |
| 45 | Sell | 25.02.2010 21:50:00 | 89.131 | 0.25 | 25.02.2010 23:05:00 | 89.069 | \$ 1241.23 |
| 44 | Sell | 25.02.2010 21:35:00 | 89.103 | 0.26 | 25.02.2010 23:05:00 | 89.054 | \$ 952.88 |
| 43 | Sell | 25.02.2010 21:30:00 | 89.09 | 0.26 | 25.02.2010 23:05:00 | 89.071 | \$ 172.88 |
| 68 | Sell | 25.02.2010 22:45:00 | 0.88852 | 0.13 | 26.02.2010 00:01:00 | 0.88837 | \$ 20.21 |
| 67 | Sell | 25.02.2010 22:35:00 | 0.88805 | 0.13 | 26.02.2010 00:01:00 | 0.88843 | \$ -706.12 |
| 66 | Sell | 25.02.2010 22:10:00 | 0.88756 | 0.13 | 26.02.2010 00:01:00 | 0.88833 | \$ -1240.59 |
| 65 | Sell | 25.02.2010 21:25:00 | 0.8871 | 0.13 | 26.02.2010 00:01:00 | 0.88832 | \$ -1857.27 |
| 50 | Sell | 25.02.2010 22:50:00 | 1.35611 | 0.3 | 26.02.2010 00:25:00 | 1.35529 | \$ 2568.75 |
| 33 | Buy | 25.02.2010 22:50:00 | 1.07922 | 0.24 | 26.02.2010 00:50:00 | 1.08054 | \$ 3643.15 |
| 32 | Buy | 25.02.2010 21:55:00 | 1.07988 | 0.24 | 26.02.2010 00:50:00 | 1.08039 | \$ 1404.07 |
| 31 | Buy | 25.02.2010 21:25:00 | 1.08008 | 0.25 | 26.02.2010 00:50:00 | 1.08046 | \$ 1088.25 |
| 74 | Sell | 25.02.2010 22:35:00 | 1.52741 | 0.28 | 26.02.2010 00:50:00 | 1.5259 | \$ 4364.34 |
| 73 | Sell | 25.02.2010 22:30:00 | 1.52639 | 0.28 | 26.02.2010 00:50:00 | 1.52592 | \$ 1294.42 |
| 72 | Sell | 25.02.2010 22:20:00 | 1.52597 | 0.29 | 26.02.2010 00:50:00 | 1.52608 | \$ -432.56 |
| 71 | Sell | 25.02.2010 22:10:00 | 1.52568 | 0.29 | 26.02.2010 00:50:00 | 1.52593 | \$ -860.57 |
| 49 | Sell | 25.02.2010 22:10:00 | 1.35517 | 0.3 | 26.02.2010 01:00:00 | 1.35386 | \$ 4118.47 |
| 49 | Buy | 25.02.2010 22:35:00 | 1.05954 | 0.17 | 26.02.2010 01:30:00 | 1.06121 | \$ 2009.76 |
| 48 | Buy | 25.02.2010 22:30:00 | 1.06099 | 0.17 | 26.02.2010 01:30:00 | 1.06109 | \$ -121.97 |
| 47 | Buy | 25.02.2010 22:10:00 | 1.06117 | 0.17 | 26.02.2010 01:30:00 | 1.06115 | \$ -284.9 |
| 46 | Buy | 25.02.2010 21:25:00 | 1.06224 | 0.17 | 26.02.2010 01:30:00 | 1.06119 | \$ -1683.43 |
| 53 | Buy | 26.02.2010 01:55:00 | 1.35309 | 0.3 | 26.02.2010 02:10:00 | 1.3558 | \$ 8566.99 |
| 52 | Buy | 26.02.2010 01:45:00 | 1.35316 | 0.3 | 26.02.2010 02:10:00 | 1.35587 | \$ 8566.99 |
| 51 | Buy | 26.02.2010 01:30:00 | 1.35343 | 0.31 | 26.02.2010 02:10:00 | 1.35577 | \$ 7643.91 |
| 48 | Sell | 26.02.2010 02:05:00 | 89.342 | 0.26 | 26.02.2010 04:09:00 | 89.324 | \$ 146.88 |
| 49 | Sell | 26.02.2010 02:10:00 | 89.455 | 0.25 | 26.02.2010 04:09:00 | 89.313 | \$ 3241.23 |
| 47 | Sell | 26.02.2010 02:00:00 | 89.287 | 0.26 | 26.02.2010 06:35:00 | 89.272 | \$ 68.88 |
| 85 | Sell | 25.02.2010 21:55:00 | 120.751 | 0.32 | 26.02.2010 07:00:00 | 121.242 | \$ -16169.79 |
| 84 | Sell | 25.02.2010 21:50:00 | 120.733 | 0.32 | 26.02.2010 07:00:00 | 121.246 | \$ -16873.69 |
| 83 | Sell | 25.02.2010 21:35:00 | 120.696 | 0.33 | 26.02.2010 07:00:00 | 121.25 | \$ -18753.88 |
| 82 | Sell | 25.02.2010 21:25:00 | 120.665 | 0.33 | 26.02.2010 07:00:00 | 121.237 | \$ -19347.76 |

| | | | | | | | |
|----|------|---------------------|---------|------|---------------------|---------|-------------|
| 87 | Sell | 01.03.2010 00:05:00 | 121.241 | 0.3 | 01.03.2010 01:11:00 | 121.233 | \$ -123.73 |
| 88 | Sell | 01.03.2010 00:10:00 | 121.369 | 0.3 | 01.03.2010 01:11:00 | 121.226 | \$ 3925.91 |
| 50 | Sell | 01.03.2010 00:30:00 | 89.078 | 0.26 | 01.03.2010 01:12:00 | 89.011 | \$ 1420.88 |
| 86 | Sell | 01.03.2010 00:00:00 | 121.049 | 0.31 | 01.03.2010 06:25:00 | 121.176 | \$ -4312.23 |
| 89 | Sell | 01.03.2010 21:25:00 | 120.892 | 0.31 | 01.03.2010 22:53:00 | 120.809 | \$ 2198.23 |
| 90 | Sell | 01.03.2010 21:30:00 | 120.912 | 0.31 | 01.03.2010 22:53:00 | 120.806 | \$ 2911.17 |
| 91 | Sell | 01.03.2010 21:45:00 | 120.935 | 0.3 | 01.03.2010 22:53:00 | 120.802 | \$ 3627.19 |
| 92 | Sell | 01.03.2010 21:55:00 | 120.983 | 0.3 | 01.03.2010 22:53:00 | 120.806 | \$ 4947.02 |
| 56 | Sell | 01.03.2010 21:55:00 | 1.35754 | 0.3 | 01.03.2010 22:54:00 | 1.35626 | \$ 4048.24 |
| 37 | Buy | 01.03.2010 21:55:00 | 1.07791 | 0.24 | 01.03.2010 23:25:00 | 1.0788 | \$ 2457.83 |
| 51 | Buy | 01.03.2010 22:00:00 | 89.036 | 0.26 | 02.03.2010 00:40:00 | 89.146 | \$ 2493.38 |
| 36 | Buy | 01.03.2010 21:50:00 | 1.07895 | 0.24 | 02.03.2010 02:05:00 | 1.0795 | \$ 1514.65 |
| 35 | Buy | 01.03.2010 21:30:00 | 1.07912 | 0.25 | 02.03.2010 02:05:00 | 1.07965 | \$ 1520.16 |
| 34 | Buy | 01.03.2010 21:25:00 | 1.07925 | 0.25 | 02.03.2010 02:05:00 | 1.07957 | \$ 915.47 |
| 57 | Sell | 02.03.2010 01:00:00 | 1.35676 | 0.31 | 02.03.2010 02:30:00 | 1.35518 | \$ 5163.61 |
| 55 | Sell | 01.03.2010 21:30:00 | 1.35611 | 0.31 | 02.03.2010 02:30:00 | 1.35508 | \$ 3340.68 |
| 54 | Sell | 01.03.2010 21:25:00 | 1.35586 | 0.31 | 02.03.2010 02:30:00 | 1.35516 | \$ 2262.2 |
| 69 | Buy | 02.03.2010 02:30:00 | 0.89779 | 0.13 | 02.03.2010 02:45:00 | 0.89891 | \$ 1373.8 |
| 93 | Sell | 02.03.2010 01:00:00 | 120.981 | 0.31 | 02.03.2010 03:05:00 | 120.819 | \$ 4646.92 |
| 52 | Sell | 02.03.2010 02:30:00 | 1.0434 | 0.17 | 02.03.2010 04:25:00 | 1.04277 | \$ 645.91 |
| 51 | Sell | 02.03.2010 02:25:00 | 1.04222 | 0.17 | 02.03.2010 04:25:00 | 1.04279 | \$ -984.31 |
| 50 | Sell | 02.03.2010 02:00:00 | 1.04188 | 0.17 | 02.03.2010 04:25:00 | 1.04285 | \$ -1527.72 |
| 56 | Sell | 02.03.2010 21:45:00 | 1.03531 | 0.17 | 03.03.2010 00:05:00 | 1.03545 | \$ -450.66 |
| 55 | Sell | 02.03.2010 21:40:00 | 1.03505 | 0.17 | 03.03.2010 00:05:00 | 1.03551 | \$ -885.39 |
| 54 | Sell | 02.03.2010 21:35:00 | 1.03448 | 0.17 | 03.03.2010 00:05:00 | 1.03541 | \$ -1523.9 |
| 53 | Sell | 02.03.2010 21:30:00 | 1.03434 | 0.17 | 03.03.2010 00:05:00 | 1.03544 | \$ -1754.84 |
| 70 | Buy | 02.03.2010 22:30:00 | 0.90264 | 0.13 | 03.03.2010 00:15:00 | 0.90288 | \$ 139.32 |
| 94 | Sell | 03.03.2010 00:00:00 | 120.952 | 0.31 | 03.03.2010 01:54:00 | 120.894 | \$ 1423.03 |
| 9 | Buy | 03.03.2010 02:00:00 | 0.90648 | 0.17 | 03.03.2010 07:05:00 | 0.90611 | \$ -1066.15 |
| 57 | Sell | 03.03.2010 21:30:00 | 1.0318 | 0.17 | 03.03.2010 22:54:00 | 1.03165 | \$ -6.18 |
| 58 | Sell | 03.03.2010 21:35:00 | 1.03198 | 0.17 | 03.03.2010 22:54:00 | 1.03162 | \$ 279.11 |
| 59 | Sell | 03.03.2010 21:50:00 | 1.03202 | 0.17 | 03.03.2010 22:54:00 | 1.03165 | \$ 292.69 |
| 75 | Buy | 03.03.2010 22:00:00 | 1.50919 | 0.29 | 03.03.2010 23:54:00 | 1.50941 | \$ 672.29 |
| 71 | Buy | 03.03.2010 22:00:00 | 0.90507 | 0.13 | 04.03.2010 00:01:00 | 0.90567 | \$ 574.7 |
| 95 | Buy | 03.03.2010 22:00:00 | 121.092 | 0.31 | 04.03.2010 00:45:00 | 121.239 | \$ 3760.34 |
| 59 | Buy | 03.03.2010 23:00:00 | 1.36941 | 0.31 | 04.03.2010 01:05:00 | 1.3701 | \$ 1707.16 |
| 58 | Buy | 03.03.2010 22:10:00 | 1.36964 | 0.32 | 04.03.2010 01:05:00 | 1.36993 | \$ 413.43 |
| 39 | Sell | 04.03.2010 02:30:00 | 1.06848 | 0.25 | 04.03.2010 03:15:00 | 1.06712 | \$ 3914.09 |
| 38 | Sell | 03.03.2010 22:00:00 | 1.06781 | 0.25 | 04.03.2010 03:15:00 | 1.06709 | \$ 1645.97 |
| 60 | Sell | 03.03.2010 23:00:00 | 1.0319 | 0.17 | 04.03.2010 03:25:00 | 1.0317 | \$ -89.79 |
| 76 | Buy | 04.03.2010 02:30:00 | 1.50813 | 0.29 | 04.03.2010 04:44:00 | 1.50872 | \$ 1802.97 |
| 74 | Buy | 04.03.2010 02:30:00 | 0.90377 | 0.13 | 04.03.2010 05:12:00 | 0.90413 | \$ 332.63 |
| 52 | Sell | 04.03.2010 02:00:00 | 88.593 | 0.26 | 04.03.2010 06:28:00 | 88.508 | \$ 1888.88 |
| 53 | Sell | 04.03.2010 02:05:00 | 88.602 | 0.26 | 04.03.2010 06:28:00 | 88.498 | \$ 2382.88 |
| 72 | Buy | 04.03.2010 01:30:00 | 0.90475 | 0.13 | 04.03.2010 11:30:00 | 0.90051 | \$ -5969.22 |
| 73 | Buy | 04.03.2010 01:35:00 | 0.90442 | 0.13 | 04.03.2010 11:35:00 | 0.9005 | \$ -5530.83 |
| 40 | Buy | 04.03.2010 23:00:00 | 1.07629 | 0.25 | 05.03.2010 01:10:00 | 1.07749 | \$ 3449.41 |
| 63 | Sell | 04.03.2010 22:55:00 | 1.35872 | 0.31 | 05.03.2010 01:10:00 | 1.35753 | \$ 3863.58 |
| 62 | Sell | 04.03.2010 22:50:00 | 1.35848 | 0.31 | 05.03.2010 01:10:00 | 1.3576 | \$ 2850.46 |
| 61 | Sell | 04.03.2010 22:45:00 | 1.35827 | 0.31 | 05.03.2010 01:10:00 | 1.35758 | \$ 2229.51 |
| 60 | Sell | 04.03.2010 22:30:00 | 1.35784 | 0.32 | 05.03.2010 01:10:00 | 1.35746 | \$ 1255.64 |
| 54 | Buy | 05.03.2010 00:00:00 | 88.995 | 0.26 | 05.03.2010 01:20:00 | 89.194 | \$ 4852.88 |
| 41 | Buy | 05.03.2010 02:30:00 | 1.07638 | 0.25 | 05.03.2010 03:15:00 | 1.07731 | \$ 2675.42 |
| 64 | Sell | 05.03.2010 02:30:00 | 1.35888 | 0.32 | 05.03.2010 03:15:00 | 1.35741 | \$ 4959.1 |
| 77 | Sell | 05.03.2010 02:30:00 | 1.50374 | 0.29 | 05.03.2010 03:56:00 | 1.50346 | \$ 856.04 |
| 78 | Buy | 08.03.2010 01:45:00 | 1.51293 | 0.29 | 08.03.2010 02:36:00 | 1.5146 | \$ 5103.32 |
| 79 | Buy | 08.03.2010 01:50:00 | 1.51267 | 0.29 | 08.03.2010 02:36:00 | 1.51465 | \$ 6050.63 |
| 11 | Sell | 08.03.2010 02:30:00 | 0.90132 | 0.16 | 08.03.2010 04:45:00 | 0.90105 | \$ 391.02 |
| 10 | Sell | 08.03.2010 00:30:00 | 0.90067 | 0.16 | 08.03.2010 04:45:00 | 0.90117 | \$ -1287.66 |
| 75 | Buy | 09.03.2010 22:30:00 | 0.91249 | 0.13 | 10.03.2010 00:10:00 | 0.91554 | \$ 3988.92 |

| | | | | | | | |
|-----|------|---------------------|---------|------|---------------------|---------|-------------|
| 61 | Sell | 09.03.2010 22:30:00 | 1.02724 | 0.17 | 10.03.2010 00:15:00 | 1.02648 | \$ 772.0 |
| 80 | Sell | 10.03.2010 02:00:00 | 1.50122 | 0.29 | 10.03.2010 02:35:00 | 1.49876 | \$ 7520.88 |
| 81 | Sell | 10.03.2010 21:30:00 | 1.49767 | 0.3 | 10.03.2010 22:54:00 | 1.4966 | \$ 3384.08 |
| 82 | Sell | 10.03.2010 21:55:00 | 1.49778 | 0.29 | 10.03.2010 22:54:00 | 1.49663 | \$ 3515.86 |
| 96 | Buy | 10.03.2010 22:30:00 | 123.467 | 0.31 | 10.03.2010 23:45:00 | 123.53 | \$ 1570.23 |
| 65 | Buy | 10.03.2010 22:30:00 | 1.36412 | 0.32 | 11.03.2010 01:39:00 | 1.36448 | \$ 649.47 |
| 100 | Buy | 11.03.2010 01:45:00 | 123.408 | 0.3 | 11.03.2010 02:15:00 | 123.453 | \$ 979.76 |
| 85 | Buy | 11.03.2010 02:25:00 | 1.49588 | 0.29 | 11.03.2010 03:45:00 | 1.49771 | \$ 5592.25 |
| 84 | Buy | 11.03.2010 02:20:00 | 1.49628 | 0.3 | 11.03.2010 03:45:00 | 1.49759 | \$ 4141.24 |
| 83 | Buy | 11.03.2010 02:00:00 | 1.49656 | 0.3 | 11.03.2010 03:45:00 | 1.4977 | \$ 3603.83 |
| 66 | Buy | 11.03.2010 02:00:00 | 1.36422 | 0.32 | 11.03.2010 11:00:00 | 1.36543 | \$ 4080.12 |
| 99 | Buy | 11.03.2010 01:40:00 | 123.447 | 0.3 | 11.03.2010 11:00:00 | 123.52 | \$ 1819.64 |
| 98 | Buy | 11.03.2010 01:35:00 | 123.512 | 0.31 | 11.03.2010 11:00:00 | 123.54 | \$ 485.09 |
| 97 | Buy | 11.03.2010 01:30:00 | 123.554 | 0.31 | 11.03.2010 11:00:00 | 123.523 | \$ -1344.0 |
| 63 | Buy | 11.03.2010 22:15:00 | 1.02316 | 0.17 | 12.03.2010 00:01:00 | 1.02363 | \$ 380.41 |
| 62 | Buy | 11.03.2010 22:05:00 | 1.02436 | 0.17 | 12.03.2010 00:45:00 | 1.02493 | \$ 516.19 |
| 64 | Sell | 15.03.2010 00:00:00 | 1.01751 | 0.17 | 15.03.2010 00:05:00 | 1.01746 | \$ -142.04 |
| 87 | Buy | 15.03.2010 00:55:00 | 1.51677 | 0.3 | 15.03.2010 02:15:00 | 1.5183 | \$ 4836.72 |
| 86 | Buy | 15.03.2010 00:45:00 | 1.51704 | 0.3 | 15.03.2010 02:15:00 | 1.51829 | \$ 3951.56 |
| 12 | Sell | 15.03.2010 00:30:00 | 0.9075 | 0.16 | 15.03.2010 03:00:00 | 0.90641 | \$ 2178.71 |
| 55 | Sell | 15.03.2010 02:30:00 | 90.676 | 0.26 | 15.03.2010 07:20:00 | 90.617 | \$ 1212.88 |
| 79 | Sell | 15.03.2010 23:20:00 | 0.91444 | 0.12 | 16.03.2010 01:00:00 | 0.91383 | \$ 600.55 |
| 78 | Sell | 15.03.2010 23:05:00 | 0.91425 | 0.12 | 16.03.2010 01:00:00 | 0.91384 | \$ 347.55 |
| 77 | Sell | 15.03.2010 22:45:00 | 0.91408 | 0.13 | 16.03.2010 01:00:00 | 0.91389 | \$ 75.02 |
| 76 | Sell | 15.03.2010 22:30:00 | 0.9138 | 0.13 | 16.03.2010 01:00:00 | 0.91372 | \$ -75.73 |
| 104 | Sell | 15.03.2010 23:45:00 | 123.794 | 0.3 | 16.03.2010 01:40:00 | 123.685 | \$ 2831.69 |
| 103 | Sell | 15.03.2010 23:40:00 | 123.784 | 0.3 | 16.03.2010 01:40:00 | 123.672 | \$ 2921.74 |
| 102 | Sell | 15.03.2010 23:35:00 | 123.763 | 0.31 | 16.03.2010 01:40:00 | 123.672 | \$ 2368.17 |
| 101 | Sell | 15.03.2010 23:30:00 | 123.754 | 0.31 | 16.03.2010 01:40:00 | 123.669 | \$ 2182.2 |
| 68 | Buy | 15.03.2010 22:45:00 | 1.01939 | 0.17 | 16.03.2010 02:00:00 | 1.01928 | \$ -407.11 |
| 67 | Buy | 15.03.2010 22:25:00 | 1.01959 | 0.17 | 16.03.2010 02:00:00 | 1.01931 | \$ -637.94 |
| 66 | Buy | 15.03.2010 22:20:00 | 1.02008 | 0.17 | 16.03.2010 02:00:00 | 1.01922 | \$ -1425.45 |
| 65 | Buy | 15.03.2010 22:00:00 | 1.02017 | 0.17 | 16.03.2010 02:00:00 | 1.01915 | \$ -1642.69 |
| 89 | Sell | 15.03.2010 23:50:00 | 1.50575 | 0.3 | 16.03.2010 02:00:00 | 1.5045 | \$ 3853.79 |
| 88 | Sell | 15.03.2010 23:15:00 | 1.50551 | 0.3 | 16.03.2010 02:00:00 | 1.50448 | \$ 3158.0 |
| 56 | Buy | 16.03.2010 22:00:00 | 90.268 | 0.26 | 17.03.2010 01:30:00 | 90.39 | \$ 2805.38 |
| 92 | Buy | 17.03.2010 02:00:00 | 1.52313 | 0.3 | 17.03.2010 06:55:00 | 1.52314 | \$ 31.62 |
| 91 | Buy | 17.03.2010 01:55:00 | 1.5234 | 0.3 | 17.03.2010 06:55:00 | 1.52316 | \$ -758.7 |
| 90 | Buy | 17.03.2010 01:30:00 | 1.52361 | 0.3 | 17.03.2010 06:55:00 | 1.52325 | \$ -1138.05 |
| 94 | Buy | 17.03.2010 22:25:00 | 1.5316 | 0.3 | 17.03.2010 23:19:00 | 1.53184 | \$ 758.7 |
| 70 | Sell | 17.03.2010 23:05:00 | 1.01039 | 0.17 | 18.03.2010 00:15:00 | 1.00925 | \$ 1187.22 |
| 69 | Sell | 17.03.2010 22:30:00 | 1.01015 | 0.17 | 18.03.2010 00:15:00 | 1.00908 | \$ 1092.13 |
| 95 | Buy | 18.03.2010 00:55:00 | 1.53157 | 0.3 | 18.03.2010 02:35:00 | 1.53238 | \$ 2560.62 |
| 93 | Buy | 17.03.2010 22:05:00 | 1.532 | 0.3 | 18.03.2010 02:35:00 | 1.53227 | \$ 469.47 |
| 108 | Sell | 18.03.2010 02:30:00 | 124.214 | 0.3 | 18.03.2010 03:35:00 | 124.078 | \$ 3707.33 |
| 107 | Sell | 18.03.2010 02:25:00 | 124.198 | 0.31 | 18.03.2010 03:35:00 | 124.069 | \$ 3613.96 |
| 106 | Sell | 18.03.2010 02:20:00 | 124.183 | 0.31 | 18.03.2010 03:35:00 | 124.075 | \$ 2963.0 |
| 105 | Sell | 18.03.2010 02:00:00 | 124.153 | 0.31 | 18.03.2010 03:35:00 | 124.072 | \$ 2126.14 |
| 80 | Buy | 17.03.2010 22:30:00 | 0.92255 | 0.12 | 18.03.2010 03:36:00 | 0.92285 | \$ 151.11 |
| 81 | Buy | 17.03.2010 22:35:00 | 0.92238 | 0.12 | 18.03.2010 03:36:00 | 0.92287 | \$ 391.39 |
| 57 | Sell | 18.03.2010 02:30:00 | 90.415 | 0.26 | 18.03.2010 04:00:00 | 90.297 | \$ 2746.88 |
| 43 | Sell | 17.03.2010 22:35:00 | 1.05483 | 0.25 | 18.03.2010 05:50:00 | 1.05518 | \$ -1435.45 |
| 42 | Sell | 17.03.2010 22:30:00 | 1.05434 | 0.25 | 18.03.2010 05:50:00 | 1.05518 | \$ -2846.58 |
| 109 | Sell | 19.03.2010 02:00:00 | 123.123 | 0.32 | 19.03.2010 03:27:00 | 123.074 | \$ 1174.02 |
| 110 | Sell | 19.03.2010 02:15:00 | 123.157 | 0.31 | 19.03.2010 03:27:00 | 123.074 | \$ 2191.18 |
| 67 | Sell | 19.03.2010 02:30:00 | 1.36117 | 0.32 | 19.03.2010 08:05:00 | 1.36184 | \$ -2260.27 |
| 96 | Sell | 22.03.2010 01:30:00 | 1.50107 | 0.31 | 22.03.2010 02:12:00 | 1.49971 | \$ 4444.63 |
| 59 | Sell | 22.03.2010 22:05:00 | 90.167 | 0.26 | 23.03.2010 00:00:00 | 90.112 | \$ 1000.98 |
| 58 | Sell | 22.03.2010 22:00:00 | 90.135 | 0.26 | 23.03.2010 00:00:00 | 90.125 | \$ -169.02 |
| 72 | Buy | 23.03.2010 00:30:00 | 1.01799 | 0.17 | 23.03.2010 03:45:00 | 1.0185 | \$ 482.52 |

| | | | | | | | |
|-----|------|---------------------|---------|------|---------------------|---------|-------------|
| 71 | Buy | 22.03.2010 23:00:00 | 1.01885 | 0.17 | 23.03.2010 03:45:00 | 1.01843 | \$ -828.02 |
| 60 | Sell | 23.03.2010 02:30:00 | 90.282 | 0.26 | 23.03.2010 06:25:00 | 90.273 | \$ -87.12 |
| 114 | Sell | 22.03.2010 23:35:00 | 122.212 | 0.31 | 23.03.2010 07:10:00 | 122.383 | \$ -5748.99 |
| 113 | Sell | 22.03.2010 22:30:00 | 122.186 | 0.31 | 23.03.2010 07:10:00 | 122.383 | \$ -6554.93 |
| 112 | Sell | 22.03.2010 22:25:00 | 122.16 | 0.32 | 23.03.2010 07:10:00 | 122.392 | \$ -7886.31 |
| 111 | Sell | 22.03.2010 22:05:00 | 122.138 | 0.32 | 23.03.2010 07:10:00 | 122.396 | \$ -8718.2 |
| 44 | Sell | 23.03.2010 22:00:00 | 1.05761 | 0.25 | 23.03.2010 22:47:00 | 1.05704 | \$ 1639.01 |
| 45 | Sell | 23.03.2010 22:05:00 | 1.05772 | 0.25 | 23.03.2010 22:47:00 | 1.05703 | \$ 1984.6 |
| 84 | Sell | 23.03.2010 22:45:00 | 0.91968 | 0.12 | 24.03.2010 02:10:00 | 0.91842 | \$ 1422.81 |
| 83 | Sell | 23.03.2010 22:40:00 | 0.91945 | 0.12 | 24.03.2010 02:10:00 | 0.91829 | \$ 1296.31 |
| 82 | Sell | 23.03.2010 22:30:00 | 0.9191 | 0.13 | 24.03.2010 02:10:00 | 0.9184 | \$ 773.93 |
| 74 | Buy | 23.03.2010 22:40:00 | 1.01559 | 0.17 | 24.03.2010 02:25:00 | 1.01665 | \$ 1181.5 |
| 73 | Buy | 23.03.2010 22:30:00 | 1.01605 | 0.17 | 24.03.2010 02:25:00 | 1.01672 | \$ 651.97 |
| 46 | Sell | 24.03.2010 02:30:00 | 1.05871 | 0.25 | 24.03.2010 03:35:00 | 1.05597 | \$ 7888.27 |
| 85 | Buy | 24.03.2010 02:30:00 | 0.91777 | 0.13 | 24.03.2010 11:10:00 | 0.91777 | \$ -160.56 |
| 75 | Buy | 24.03.2010 21:30:00 | 1.02342 | 0.17 | 24.03.2010 22:07:00 | 1.02389 | \$ 428.2 |
| 116 | Buy | 25.03.2010 01:15:00 | 122.743 | 0.31 | 25.03.2010 02:30:00 | 122.855 | \$ 3091.53 |
| 115 | Buy | 25.03.2010 01:05:00 | 122.781 | 0.31 | 25.03.2010 02:30:00 | 122.845 | \$ 1603.39 |
| 89 | Sell | 25.03.2010 02:00:00 | 0.90973 | 0.12 | 25.03.2010 05:05:00 | 0.9107 | \$ -1375.26 |
| 88 | Sell | 25.03.2010 01:25:00 | 0.90913 | 0.12 | 25.03.2010 05:05:00 | 0.91078 | \$ -2235.46 |
| 87 | Sell | 25.03.2010 01:05:00 | 0.90871 | 0.12 | 25.03.2010 05:05:00 | 0.91074 | \$ -2716.17 |
| 86 | Sell | 25.03.2010 01:00:00 | 0.9086 | 0.12 | 25.03.2010 05:05:00 | 0.91073 | \$ -2842.67 |
| 69 | Sell | 25.03.2010 02:15:00 | 1.33322 | 0.32 | 25.03.2010 05:10:00 | 1.33249 | \$ 2462.69 |
| 68 | Sell | 25.03.2010 02:05:00 | 1.33311 | 0.32 | 25.03.2010 05:10:00 | 1.33251 | \$ 2024.12 |
| 98 | Sell | 25.03.2010 02:05:00 | 1.48921 | 0.3 | 25.03.2010 05:15:00 | 1.4885 | \$ 2245.5 |
| 97 | Sell | 25.03.2010 01:30:00 | 1.48885 | 0.31 | 25.03.2010 05:15:00 | 1.48858 | \$ 882.39 |
| 64 | Buy | 25.03.2010 02:05:00 | 92.085 | 0.25 | 25.03.2010 07:25:00 | 91.89 | \$ -5183.77 |
| 63 | Buy | 25.03.2010 01:30:00 | 92.126 | 0.25 | 25.03.2010 07:25:00 | 91.901 | \$ -5933.77 |
| 62 | Buy | 25.03.2010 01:05:00 | 92.154 | 0.25 | 25.03.2010 07:25:00 | 91.904 | \$ -6558.77 |
| 61 | Buy | 25.03.2010 01:00:00 | 92.174 | 0.26 | 25.03.2010 07:25:00 | 91.897 | \$ -7523.12 |
| 49 | Buy | 25.03.2010 02:05:00 | 1.07148 | 0.24 | 25.03.2010 07:50:00 | 1.07186 | \$ 1048.04 |
| 48 | Buy | 25.03.2010 01:40:00 | 1.07172 | 0.24 | 25.03.2010 07:50:00 | 1.07192 | \$ 550.46 |
| 47 | Buy | 25.03.2010 01:30:00 | 1.072 | 0.25 | 25.03.2010 07:50:00 | 1.07179 | \$ -607.19 |
| 77 | Buy | 25.03.2010 01:05:00 | 1.02448 | 0.17 | 25.03.2010 08:20:00 | 1.02377 | \$ -1173.99 |
| 76 | Buy | 25.03.2010 01:00:00 | 1.02466 | 0.17 | 25.03.2010 08:20:00 | 1.02376 | \$ -1431.97 |
| 70 | Buy | 25.03.2010 21:25:00 | 1.32919 | 0.32 | 25.03.2010 22:19:00 | 1.32968 | \$ 1652.28 |
| 71 | Buy | 25.03.2010 21:50:00 | 1.32881 | 0.31 | 25.03.2010 22:19:00 | 1.32977 | \$ 3135.96 |
| 117 | Buy | 25.03.2010 21:25:00 | 123.261 | 0.31 | 25.03.2010 22:23:00 | 123.355 | \$ 2531.9 |
| 93 | Buy | 25.03.2010 22:00:00 | 0.90845 | 0.12 | 25.03.2010 22:28:00 | 0.90867 | \$ 130.0 |
| 80 | Sell | 25.03.2010 21:50:00 | 1.02282 | 0.16 | 25.03.2010 22:29:00 | 1.02258 | \$ 109.25 |
| 72 | Buy | 25.03.2010 22:35:00 | 1.32725 | 0.32 | 25.03.2010 23:31:00 | 1.32757 | \$ 1079.04 |
| 73 | Buy | 25.03.2010 22:40:00 | 1.32716 | 0.32 | 25.03.2010 23:31:00 | 1.3275 | \$ 1146.48 |
| 94 | Buy | 25.03.2010 22:30:00 | 0.90818 | 0.12 | 26.03.2010 00:55:00 | 0.90818 | \$ -174.89 |
| 92 | Buy | 25.03.2010 21:35:00 | 0.90875 | 0.12 | 26.03.2010 00:55:00 | 0.90823 | \$ -832.47 |
| 91 | Buy | 25.03.2010 21:30:00 | 0.90892 | 0.12 | 26.03.2010 00:55:00 | 0.90822 | \$ -1060.1 |
| 90 | Buy | 25.03.2010 21:25:00 | 0.90919 | 0.12 | 26.03.2010 00:55:00 | 0.90824 | \$ -1376.25 |
| 75 | Buy | 25.03.2010 23:40:00 | 1.32706 | 0.32 | 26.03.2010 01:22:00 | 1.32732 | \$ 688.57 |
| 67 | Buy | 26.03.2010 00:30:00 | 92.663 | 0.25 | 26.03.2010 01:50:00 | 92.759 | \$ 2091.23 |
| 66 | Buy | 25.03.2010 23:45:00 | 92.686 | 0.25 | 26.03.2010 01:50:00 | 92.762 | \$ 1547.48 |
| 65 | Buy | 25.03.2010 23:00:00 | 92.696 | 0.25 | 26.03.2010 01:50:00 | 92.747 | \$ 922.48 |
| 74 | Buy | 25.03.2010 23:35:00 | 1.32763 | 0.32 | 26.03.2010 02:40:00 | 1.32961 | \$ 6488.41 |
| 82 | Sell | 25.03.2010 22:40:00 | 1.02395 | 0.16 | 26.03.2010 02:40:00 | 1.0236 | \$ 202.36 |
| 81 | Sell | 25.03.2010 22:35:00 | 1.02373 | 0.16 | 26.03.2010 02:40:00 | 1.02354 | \$ -2.21 |
| 79 | Sell | 25.03.2010 21:35:00 | 1.02229 | 0.16 | 26.03.2010 02:40:00 | 1.02356 | \$ -1868.98 |
| 78 | Sell | 25.03.2010 21:30:00 | 1.02199 | 0.16 | 26.03.2010 02:40:00 | 1.02351 | \$ -2188.63 |
| 121 | Buy | 25.03.2010 23:00:00 | 123.135 | 0.3 | 26.03.2010 03:10:00 | 123.221 | \$ 2074.72 |
| 120 | Buy | 25.03.2010 22:50:00 | 123.15 | 0.31 | 26.03.2010 03:10:00 | 123.235 | \$ 2112.84 |
| 119 | Buy | 25.03.2010 22:40:00 | 123.185 | 0.31 | 26.03.2010 03:10:00 | 123.236 | \$ 1058.72 |
| 118 | Buy | 25.03.2010 22:35:00 | 123.226 | 0.31 | 26.03.2010 03:10:00 | 123.222 | \$ -646.42 |
| 68 | Buy | 26.03.2010 02:30:00 | 92.59 | 0.25 | 26.03.2010 06:55:00 | 92.496 | \$ -2658.77 |

| | | | | | | | |
|-----|------|---------------------|---------|------|---------------------|---------|--------------|
| 99 | Sell | 26.03.2010 02:30:00 | 1.48215 | 0.31 | 26.03.2010 09:10:00 | 1.48703 | \$ -15948.39 |
| 85 | Buy | 29.03.2010 00:45:00 | 1.02471 | 0.16 | 29.03.2010 01:50:00 | 1.02677 | \$ 2434.91 |
| 84 | Buy | 29.03.2010 00:40:00 | 1.02488 | 0.16 | 29.03.2010 01:50:00 | 1.02677 | \$ 2217.66 |
| 83 | Buy | 29.03.2010 00:05:00 | 1.02496 | 0.16 | 29.03.2010 01:50:00 | 1.0268 | \$ 2153.77 |
| 95 | Sell | 29.03.2010 01:00:00 | 0.90424 | 0.12 | 29.03.2010 11:00:00 | 0.91351 | \$ -11874.79 |
| 96 | Sell | 29.03.2010 02:30:00 | 0.9047 | 0.12 | 29.03.2010 12:30:00 | 0.91307 | \$ -10736.29 |
| 86 | Sell | 29.03.2010 22:00:00 | 1.02196 | 0.17 | 30.03.2010 00:45:00 | 1.02049 | \$ 1736.55 |
| 97 | Buy | 30.03.2010 02:30:00 | 0.91601 | 0.12 | 30.03.2010 03:10:00 | 0.91708 | \$ 1204.89 |
| 15 | Sell | 30.03.2010 22:00:00 | 0.89087 | 0.16 | 30.03.2010 23:00:00 | 0.89016 | \$ 1350.27 |
| 14 | Sell | 30.03.2010 21:40:00 | 0.89064 | 0.16 | 30.03.2010 23:00:00 | 0.89018 | \$ 805.24 |
| 13 | Sell | 30.03.2010 21:30:00 | 0.89037 | 0.16 | 30.03.2010 23:00:00 | 0.89019 | \$ 194.81 |
| 100 | Buy | 30.03.2010 21:25:00 | 1.50583 | 0.3 | 31.03.2010 00:30:00 | 1.50731 | \$ 4550.63 |
| 78 | Sell | 31.03.2010 02:30:00 | 1.34239 | 0.31 | 31.03.2010 03:35:00 | 1.34081 | \$ 5163.62 |
| 77 | Sell | 31.03.2010 02:00:00 | 1.34218 | 0.32 | 31.03.2010 03:35:00 | 1.34086 | \$ 4453.07 |
| 76 | Sell | 31.03.2010 01:00:00 | 1.34178 | 0.32 | 31.03.2010 03:35:00 | 1.34073 | \$ 3542.21 |
| 122 | Sell | 31.03.2010 02:30:00 | 124.779 | 0.31 | 31.03.2010 03:40:00 | 124.514 | \$ 7828.17 |
| 123 | Buy | 31.03.2010 22:05:00 | 126.207 | 0.31 | 31.03.2010 23:10:00 | 126.246 | \$ 817.76 |
| 104 | Buy | 31.03.2010 22:25:00 | 1.51723 | 0.3 | 01.04.2010 02:05:00 | 1.51915 | \$ 5685.53 |
| 103 | Buy | 31.03.2010 22:15:00 | 1.51732 | 0.3 | 01.04.2010 02:05:00 | 1.51911 | \$ 5274.57 |
| 102 | Buy | 31.03.2010 22:10:00 | 1.51758 | 0.3 | 01.04.2010 02:05:00 | 1.51907 | \$ 4326.19 |
| 101 | Buy | 31.03.2010 22:05:00 | 1.51762 | 0.3 | 01.04.2010 02:05:00 | 1.51911 | \$ 4326.19 |
| 53 | Sell | 31.03.2010 22:00:00 | 1.05392 | 0.24 | 01.04.2010 02:10:00 | 1.05331 | \$ 1276.02 |
| 52 | Sell | 31.03.2010 21:55:00 | 1.0535 | 0.24 | 01.04.2010 02:10:00 | 1.05337 | \$ -51.01 |
| 51 | Sell | 31.03.2010 21:45:00 | 1.05332 | 0.24 | 01.04.2010 02:10:00 | 1.05334 | \$ -465.71 |
| 50 | Sell | 31.03.2010 21:30:00 | 1.05263 | 0.24 | 01.04.2010 02:10:00 | 1.05331 | \$ -2290.38 |
| 82 | Buy | 31.03.2010 21:45:00 | 1.35138 | 0.31 | 01.04.2010 02:10:00 | 1.35121 | \$ -1102.13 |
| 81 | Buy | 31.03.2010 21:40:00 | 1.35206 | 0.31 | 01.04.2010 02:10:00 | 1.35107 | \$ -3780.77 |
| 80 | Buy | 31.03.2010 21:35:00 | 1.35229 | 0.31 | 01.04.2010 02:10:00 | 1.35106 | \$ -4564.76 |
| 79 | Buy | 31.03.2010 21:30:00 | 1.35258 | 0.32 | 01.04.2010 02:10:00 | 1.35115 | \$ -5386.41 |
| 99 | Buy | 01.04.2010 01:35:00 | 0.91531 | 0.12 | 01.04.2010 02:55:00 | 0.91728 | \$ 2343.02 |
| 98 | Buy | 01.04.2010 01:30:00 | 0.91551 | 0.12 | 01.04.2010 02:55:00 | 0.91723 | \$ 2026.87 |
| 105 | Buy | 01.04.2010 21:30:00 | 1.52668 | 0.31 | 01.04.2010 22:25:00 | 1.52817 | \$ 4867.27 |
| 83 | Sell | 05.04.2010 00:00:00 | 1.34972 | 0.31 | 05.04.2010 00:25:00 | 1.34795 | \$ 5784.56 |
| 106 | Sell | 05.04.2010 00:30:00 | 1.52688 | 0.31 | 05.04.2010 02:30:00 | 1.52557 | \$ 4281.23 |
| 54 | Buy | 05.04.2010 00:00:00 | 1.06125 | 0.24 | 05.04.2010 02:35:00 | 1.06194 | \$ 1904.96 |
| 71 | Buy | 05.04.2010 02:15:00 | 94.541 | 0.24 | 05.04.2010 07:55:00 | 94.432 | \$ -2912.42 |
| 70 | Buy | 05.04.2010 02:05:00 | 94.561 | 0.24 | 05.04.2010 07:55:00 | 94.438 | \$ -3248.42 |
| 69 | Buy | 05.04.2010 02:00:00 | 94.564 | 0.24 | 05.04.2010 07:55:00 | 94.426 | \$ -3608.42 |
| 88 | Buy | 05.04.2010 00:45:00 | 1.008 | 0.16 | 05.04.2010 07:55:00 | 1.00778 | \$ -478.75 |
| 87 | Buy | 05.04.2010 00:30:00 | 1.00826 | 0.16 | 05.04.2010 07:55:00 | 1.00793 | \$ -619.32 |
| 89 | Sell | 05.04.2010 22:30:00 | 1.0036 | 0.16 | 05.04.2010 23:20:00 | 1.00182 | \$ 2078.31 |
| 124 | Sell | 06.04.2010 02:30:00 | 127.311 | 0.3 | 06.04.2010 02:50:00 | 127.096 | \$ 6068.03 |
| 108 | Sell | 06.04.2010 21:35:00 | 1.52769 | 0.31 | 07.04.2010 00:15:00 | 1.52736 | \$ 975.59 |
| 109 | Sell | 06.04.2010 22:25:00 | 1.52781 | 0.31 | 07.04.2010 00:15:00 | 1.52738 | \$ 1302.4 |
| 125 | Sell | 06.04.2010 22:00:00 | 125.761 | 0.31 | 07.04.2010 00:35:00 | 125.691 | \$ 1710.99 |
| 107 | Sell | 06.04.2010 21:25:00 | 1.52646 | 0.31 | 07.04.2010 00:50:00 | 1.52622 | \$ 681.46 |
| 58 | Buy | 06.04.2010 22:20:00 | 1.06832 | 0.24 | 07.04.2010 00:55:00 | 1.06903 | \$ 1956.93 |
| 57 | Buy | 06.04.2010 21:45:00 | 1.06869 | 0.24 | 07.04.2010 00:55:00 | 1.06909 | \$ 1100.0 |
| 56 | Buy | 06.04.2010 21:35:00 | 1.06891 | 0.24 | 07.04.2010 00:55:00 | 1.06913 | \$ 602.43 |
| 55 | Buy | 06.04.2010 21:30:00 | 1.06961 | 0.24 | 07.04.2010 00:55:00 | 1.06909 | \$ -1443.16 |
| 87 | Sell | 06.04.2010 22:20:00 | 1.3404 | 0.31 | 07.04.2010 01:00:00 | 1.33942 | \$ 3177.28 |
| 86 | Sell | 06.04.2010 21:45:00 | 1.33961 | 0.31 | 07.04.2010 01:00:00 | 1.33941 | \$ 628.15 |
| 85 | Sell | 06.04.2010 21:35:00 | 1.33945 | 0.31 | 07.04.2010 01:00:00 | 1.33924 | \$ 660.83 |
| 84 | Sell | 06.04.2010 21:30:00 | 1.33865 | 0.32 | 07.04.2010 01:00:00 | 1.33931 | \$ -2252.83 |
| 100 | Buy | 07.04.2010 01:30:00 | 0.92671 | 0.12 | 07.04.2010 02:35:00 | 0.92726 | \$ 547.31 |
| 110 | Sell | 07.04.2010 21:55:00 | 1.5276 | 0.31 | 07.04.2010 22:15:00 | 1.52524 | \$ 7712.75 |
| 102 | Buy | 07.04.2010 22:35:00 | 0.92644 | 0.12 | 07.04.2010 23:34:00 | 0.92708 | \$ 661.12 |
| 103 | Buy | 08.04.2010 00:01:00 | 0.92671 | 0.12 | 08.04.2010 04:40:00 | 0.9269 | \$ 92.06 |
| 101 | Buy | 07.04.2010 22:30:00 | 0.92699 | 0.12 | 08.04.2010 04:40:00 | 0.92693 | \$ -304.13 |
| 128 | Sell | 08.04.2010 21:45:00 | 124.776 | 0.31 | 08.04.2010 23:34:00 | 124.721 | \$ 1318.19 |

| | | | | | | | |
|-----|------|---------------------|---------|------|---------------------|---------|-------------|
| 129 | Sell | 08.04.2010 21:50:00 | 124.835 | 0.3 | 08.04.2010 23:34:00 | 124.707 | \$ 3465.5 |
| 74 | Sell | 08.04.2010 21:50:00 | 93.478 | 0.24 | 09.04.2010 01:10:00 | 93.363 | \$ 2363.98 |
| 73 | Sell | 08.04.2010 21:40:00 | 93.443 | 0.24 | 09.04.2010 01:10:00 | 93.372 | \$ 1307.98 |
| 72 | Sell | 08.04.2010 21:30:00 | 93.421 | 0.24 | 09.04.2010 01:10:00 | 93.376 | \$ 683.98 |
| 127 | Sell | 08.04.2010 21:35:00 | 124.729 | 0.31 | 09.04.2010 01:15:00 | 124.712 | \$ 71.21 |
| 126 | Sell | 08.04.2010 21:30:00 | 124.711 | 0.31 | 09.04.2010 01:15:00 | 124.71 | \$ -424.77 |
| 91 | Buy | 12.04.2010 00:10:00 | 1.00135 | 0.16 | 12.04.2010 00:50:00 | 1.00542 | \$ 5003.53 |
| 90 | Buy | 12.04.2010 00:00:00 | 1.00221 | 0.16 | 12.04.2010 00:50:00 | 1.00534 | \$ 3802.28 |
| 91 | Sell | 13.04.2010 23:45:00 | 1.36171 | 0.31 | 14.04.2010 00:21:00 | 1.36127 | \$ 1412.49 |
| 92 | Sell | 14.04.2010 00:25:00 | 1.36154 | 0.31 | 14.04.2010 02:45:00 | 1.36076 | \$ 2549.12 |
| 90 | Sell | 13.04.2010 23:40:00 | 1.36108 | 0.31 | 14.04.2010 02:45:00 | 1.36074 | \$ 1085.68 |
| 89 | Sell | 13.04.2010 23:35:00 | 1.36069 | 0.31 | 14.04.2010 02:45:00 | 1.36071 | \$ -90.84 |
| 88 | Sell | 13.04.2010 23:30:00 | 1.36052 | 0.31 | 14.04.2010 02:45:00 | 1.36074 | \$ -744.46 |
| 94 | Sell | 14.04.2010 22:00:00 | 0.99934 | 0.16 | 15.04.2010 00:00:00 | 0.99857 | \$ 644.3 |
| 93 | Sell | 14.04.2010 21:30:00 | 0.99905 | 0.17 | 15.04.2010 00:00:00 | 0.99863 | \$ 209.09 |
| 92 | Sell | 14.04.2010 21:25:00 | 0.99808 | 0.17 | 15.04.2010 00:00:00 | 0.99864 | \$ -1122.26 |
| 111 | Buy | 14.04.2010 22:30:00 | 1.54656 | 0.31 | 15.04.2010 02:55:00 | 1.5477 | \$ 3327.07 |
| 130 | Sell | 15.04.2010 22:00:00 | 126.387 | 0.31 | 15.04.2010 22:49:00 | 126.264 | \$ 3421.21 |
| 112 | Sell | 15.04.2010 22:00:00 | 1.55038 | 0.31 | 15.04.2010 23:17:00 | 1.55009 | \$ 947.75 |
| 60 | Buy | 15.04.2010 22:05:00 | 1.05622 | 0.24 | 16.04.2010 01:40:00 | 1.05645 | \$ 630.07 |
| 59 | Buy | 15.04.2010 21:30:00 | 1.05654 | 0.24 | 16.04.2010 01:40:00 | 1.05641 | \$ -365.08 |
| 96 | Sell | 16.04.2010 00:40:00 | 1.35837 | 0.31 | 16.04.2010 01:40:00 | 1.35691 | \$ 4771.45 |
| 95 | Sell | 16.04.2010 00:30:00 | 1.35795 | 0.31 | 16.04.2010 01:40:00 | 1.35696 | \$ 3235.43 |
| 94 | Sell | 15.04.2010 23:00:00 | 1.35783 | 0.31 | 16.04.2010 01:40:00 | 1.35699 | \$ 2719.73 |
| 93 | Sell | 15.04.2010 21:55:00 | 1.35721 | 0.32 | 16.04.2010 01:40:00 | 1.35701 | \$ 648.4 |
| 132 | Sell | 16.04.2010 01:00:00 | 126.392 | 0.31 | 16.04.2010 01:40:00 | 126.236 | \$ 4444.17 |
| 131 | Sell | 15.04.2010 23:00:00 | 126.363 | 0.31 | 16.04.2010 01:40:00 | 126.241 | \$ 3321.14 |
| 16 | Sell | 16.04.2010 01:00:00 | 0.87766 | 0.16 | 16.04.2010 03:05:00 | 0.87721 | \$ 783.44 |
| 17 | Sell | 19.04.2010 00:30:00 | 0.88184 | 0.16 | 19.04.2010 01:22:00 | 0.88169 | \$ 129.41 |
| 133 | Sell | 19.04.2010 01:30:00 | 124.258 | 0.32 | 19.04.2010 01:59:00 | 124.015 | \$ 7378.39 |
| 95 | Buy | 19.04.2010 00:00:00 | 1.01454 | 0.17 | 19.04.2010 04:55:00 | 1.01538 | \$ 930.58 |
| 19 | Sell | 19.04.2010 01:35:00 | 0.8818 | 0.16 | 19.04.2010 05:21:00 | 0.88167 | \$ 85.8 |
| 20 | Sell | 19.04.2010 01:45:00 | 0.88203 | 0.16 | 19.04.2010 05:21:00 | 0.88172 | \$ 478.23 |
| 18 | Sell | 19.04.2010 01:25:00 | 0.8814 | 0.16 | 19.04.2010 11:15:00 | 0.88257 | \$ -2748.34 |
| 99 | Buy | 19.04.2010 21:45:00 | 1.01586 | 0.17 | 20.04.2010 01:35:00 | 1.01523 | \$ -1113.16 |
| 98 | Buy | 19.04.2010 21:40:00 | 1.01606 | 0.17 | 20.04.2010 01:35:00 | 1.01533 | \$ -1248.94 |
| 97 | Buy | 19.04.2010 21:35:00 | 1.01637 | 0.17 | 20.04.2010 01:35:00 | 1.01521 | \$ -1832.78 |
| 96 | Buy | 19.04.2010 21:30:00 | 1.01677 | 0.17 | 20.04.2010 01:35:00 | 1.01538 | \$ -2145.08 |
| 97 | Sell | 19.04.2010 23:00:00 | 1.34864 | 0.32 | 20.04.2010 04:45:00 | 1.34708 | \$ 5236.42 |
| 116 | Sell | 19.04.2010 22:30:00 | 1.53296 | 0.31 | 20.04.2010 04:45:00 | 1.53183 | \$ 3590.07 |
| 115 | Sell | 19.04.2010 22:25:00 | 1.5328 | 0.31 | 20.04.2010 04:45:00 | 1.53186 | \$ 2969.14 |
| 114 | Sell | 19.04.2010 22:15:00 | 1.5316 | 0.31 | 20.04.2010 04:45:00 | 1.53192 | \$ -1148.69 |
| 113 | Sell | 19.04.2010 22:05:00 | 1.53137 | 0.32 | 20.04.2010 04:45:00 | 1.53184 | \$ -1691.78 |
| 134 | Sell | 19.04.2010 21:35:00 | 124.506 | 0.32 | 20.04.2010 04:45:00 | 124.706 | \$ -6869.77 |
| 104 | Sell | 19.04.2010 22:00:00 | 0.92171 | 0.12 | 20.04.2010 08:00:00 | 0.92838 | \$ -8608.67 |
| 105 | Sell | 19.04.2010 22:10:00 | 0.92187 | 0.12 | 20.04.2010 08:10:00 | 0.92803 | \$ -7963.52 |
| 106 | Sell | 19.04.2010 22:25:00 | 0.92235 | 0.12 | 20.04.2010 08:30:00 | 0.92753 | \$ -6723.82 |
| 107 | Sell | 19.04.2010 22:30:00 | 0.9227 | 0.12 | 20.04.2010 08:35:00 | 0.92757 | \$ -6331.67 |
| 76 | Buy | 20.04.2010 22:55:00 | 93.13 | 0.24 | 20.04.2010 23:35:00 | 93.217 | \$ 1791.58 |
| 75 | Buy | 20.04.2010 22:30:00 | 93.151 | 0.25 | 20.04.2010 23:35:00 | 93.226 | \$ 1566.23 |
| 135 | Buy | 20.04.2010 22:55:00 | 125.224 | 0.32 | 20.04.2010 23:35:00 | 125.278 | \$ 1327.32 |
| 102 | Sell | 20.04.2010 22:15:00 | 0.99937 | 0.16 | 21.04.2010 00:05:00 | 0.99815 | \$ 1314.75 |
| 101 | Sell | 20.04.2010 21:55:00 | 0.99901 | 0.16 | 21.04.2010 00:05:00 | 0.99799 | \$ 1059.03 |
| 100 | Sell | 20.04.2010 21:45:00 | 0.99874 | 0.16 | 21.04.2010 00:05:00 | 0.998 | \$ 701.02 |
| 104 | Sell | 21.04.2010 01:35:00 | 0.99886 | 0.16 | 21.04.2010 03:05:00 | 0.99774 | \$ 1234.43 |
| 103 | Sell | 21.04.2010 01:25:00 | 0.99868 | 0.17 | 21.04.2010 03:05:00 | 0.99761 | \$ 1243.66 |
| 136 | Buy | 21.04.2010 02:30:00 | 124.982 | 0.32 | 21.04.2010 05:41:00 | 125.046 | \$ 1648.07 |
| 106 | Sell | 21.04.2010 21:35:00 | 1.00066 | 0.17 | 21.04.2010 23:16:00 | 1.00002 | \$ 659.49 |
| 107 | Sell | 21.04.2010 21:40:00 | 1.00095 | 0.16 | 21.04.2010 23:16:00 | 1.00003 | \$ 978.71 |
| 105 | Sell | 21.04.2010 21:30:00 | 0.99963 | 0.17 | 22.04.2010 01:00:00 | 0.99892 | \$ 603.06 |

| | | | | | | | |
|-----|------|---------------------|---------|------|---------------------|---------|-------------|
| 77 | Buy | 21.04.2010 22:00:00 | 93.035 | 0.25 | 22.04.2010 01:52:00 | 93.075 | \$ 559.98 |
| 117 | Sell | 22.04.2010 21:30:00 | 1.53905 | 0.32 | 22.04.2010 22:57:00 | 1.53882 | \$ 775.91 |
| 118 | Sell | 22.04.2010 21:55:00 | 1.5391 | 0.31 | 22.04.2010 22:57:00 | 1.53879 | \$ 1013.12 |
| 98 | Sell | 22.04.2010 21:30:00 | 1.33188 | 0.33 | 22.04.2010 23:05:00 | 1.33049 | \$ 4835.75 |
| 109 | Buy | 22.04.2010 21:35:00 | 0.99832 | 0.17 | 22.04.2010 23:10:00 | 1.00013 | \$ 2247.64 |
| 108 | Buy | 22.04.2010 21:30:00 | 0.9985 | 0.17 | 22.04.2010 23:10:00 | 1.00012 | \$ 1989.65 |
| 109 | Sell | 22.04.2010 21:30:00 | 0.92919 | 0.11 | 22.04.2010 23:15:00 | 0.92743 | \$ 1905.01 |
| 108 | Sell | 22.04.2010 21:25:00 | 0.92855 | 0.11 | 22.04.2010 23:15:00 | 0.92745 | \$ 1139.69 |
| 137 | Sell | 22.04.2010 21:30:00 | 124.336 | 0.32 | 23.04.2010 00:50:00 | 124.174 | \$ 4714.74 |
| 138 | Sell | 22.04.2010 22:25:00 | 124.367 | 0.32 | 23.04.2010 00:50:00 | 124.163 | \$ 6058.63 |
| 139 | Sell | 22.04.2010 22:30:00 | 124.453 | 0.31 | 23.04.2010 00:50:00 | 124.18 | \$ 8008.03 |
| 140 | Sell | 22.04.2010 22:40:00 | 124.472 | 0.31 | 23.04.2010 00:50:00 | 124.163 | \$ 9123.99 |
| 119 | Sell | 23.04.2010 00:30:00 | 1.5392 | 0.32 | 23.04.2010 01:40:00 | 1.53726 | \$ 6544.66 |
| 111 | Buy | 23.04.2010 01:40:00 | 0.92559 | 0.11 | 23.04.2010 11:05:00 | 0.92053 | \$ -6001.42 |
| 110 | Buy | 23.04.2010 01:30:00 | 0.92588 | 0.11 | 23.04.2010 11:05:00 | 0.92052 | \$ -6349.18 |
| 141 | Buy | 26.04.2010 00:05:00 | 125.48 | 0.32 | 26.04.2010 01:25:00 | 125.581 | \$ 2830.5 |
| 142 | Buy | 26.04.2010 00:10:00 | 125.415 | 0.32 | 26.04.2010 01:25:00 | 125.585 | \$ 5038.71 |
| 21 | Buy | 26.04.2010 00:30:00 | 0.86702 | 0.16 | 26.04.2010 01:45:00 | 0.86857 | \$ 3178.14 |
| 99 | Buy | 26.04.2010 00:30:00 | 1.33418 | 0.32 | 26.04.2010 02:05:00 | 1.3365 | \$ 7823.04 |
| 78 | Buy | 26.04.2010 01:30:00 | 93.963 | 0.24 | 26.04.2010 02:09:00 | 93.992 | \$ 399.58 |
| 79 | Buy | 26.04.2010 02:30:00 | 93.948 | 0.24 | 26.04.2010 03:00:00 | 94.168 | \$ 4983.58 |
| 100 | Sell | 26.04.2010 22:10:00 | 1.33485 | 0.33 | 26.04.2010 22:24:00 | 1.33428 | \$ 1983.01 |
| 146 | Sell | 27.04.2010 00:05:00 | 125.787 | 0.32 | 27.04.2010 01:55:00 | 125.841 | \$ -2130.55 |
| 145 | Sell | 26.04.2010 23:35:00 | 125.746 | 0.32 | 27.04.2010 01:55:00 | 125.844 | \$ -3609.77 |
| 144 | Sell | 26.04.2010 23:05:00 | 125.691 | 0.32 | 27.04.2010 01:55:00 | 125.844 | \$ -5369.56 |
| 143 | Sell | 26.04.2010 23:00:00 | 125.658 | 0.33 | 27.04.2010 01:55:00 | 125.842 | \$ -6560.24 |
| 25 | Sell | 26.04.2010 23:35:00 | 0.86544 | 0.16 | 27.04.2010 02:30:00 | 0.86571 | \$ -810.2 |
| 24 | Sell | 26.04.2010 23:30:00 | 0.86526 | 0.16 | 27.04.2010 02:30:00 | 0.86576 | \$ -1311.63 |
| 23 | Sell | 26.04.2010 23:25:00 | 0.86497 | 0.16 | 27.04.2010 02:30:00 | 0.86567 | \$ -1747.65 |
| 22 | Sell | 26.04.2010 23:00:00 | 0.86484 | 0.16 | 27.04.2010 02:30:00 | 0.86579 | \$ -2292.68 |
| 64 | Buy | 26.04.2010 23:40:00 | 1.07239 | 0.24 | 27.04.2010 03:05:00 | 1.07254 | \$ 408.93 |
| 63 | Buy | 26.04.2010 23:35:00 | 1.07286 | 0.24 | 27.04.2010 03:05:00 | 1.0727 | \$ -448.0 |
| 62 | Buy | 26.04.2010 23:30:00 | 1.07319 | 0.24 | 27.04.2010 03:05:00 | 1.07252 | \$ -1857.8 |
| 61 | Buy | 26.04.2010 23:00:00 | 1.07385 | 0.24 | 27.04.2010 03:05:00 | 1.07256 | \$ -3571.67 |
| 104 | Sell | 26.04.2010 23:30:00 | 1.33751 | 0.32 | 27.04.2010 03:05:00 | 1.33826 | \$ -2556.45 |
| 103 | Sell | 26.04.2010 23:00:00 | 1.33675 | 0.32 | 27.04.2010 03:05:00 | 1.33824 | \$ -5052.87 |
| 102 | Sell | 26.04.2010 22:40:00 | 1.33655 | 0.32 | 27.04.2010 03:05:00 | 1.33842 | \$ -6334.81 |
| 101 | Sell | 26.04.2010 22:35:00 | 1.33542 | 0.33 | 27.04.2010 03:05:00 | 1.33832 | \$ -10116.1 |
| 80 | Sell | 28.04.2010 00:00:00 | 93.26 | 0.25 | 28.04.2010 01:01:00 | 93.146 | \$ 2541.23 |
| 29 | Buy | 27.04.2010 23:50:00 | 0.86343 | 0.16 | 28.04.2010 02:10:00 | 0.86403 | \$ 1024.19 |
| 28 | Buy | 27.04.2010 23:20:00 | 0.86359 | 0.16 | 28.04.2010 02:10:00 | 0.86405 | \$ 719.28 |
| 27 | Buy | 27.04.2010 23:05:00 | 0.86369 | 0.16 | 28.04.2010 02:10:00 | 0.86415 | \$ 719.28 |
| 26 | Buy | 27.04.2010 23:00:00 | 0.86413 | 0.16 | 28.04.2010 02:10:00 | 0.86397 | \$ -631.01 |
| 65 | Buy | 28.04.2010 02:30:00 | 1.08704 | 0.24 | 28.04.2010 03:50:00 | 1.08809 | \$ 2900.12 |
| 105 | Sell | 28.04.2010 02:30:00 | 1.31774 | 0.33 | 28.04.2010 03:50:00 | 1.31666 | \$ 3757.27 |
| 114 | Sell | 28.04.2010 02:15:00 | 0.91713 | 0.11 | 28.04.2010 03:50:00 | 0.91595 | \$ 1232.46 |
| 113 | Sell | 28.04.2010 02:10:00 | 0.9169 | 0.11 | 28.04.2010 03:50:00 | 0.91605 | \$ 849.79 |
| 112 | Sell | 28.04.2010 01:30:00 | 0.91672 | 0.11 | 28.04.2010 03:50:00 | 0.91604 | \$ 652.65 |
| 112 | Buy | 28.04.2010 01:30:00 | 1.01546 | 0.17 | 28.04.2010 08:50:00 | 1.01522 | \$ -535.83 |
| 111 | Buy | 28.04.2010 01:20:00 | 1.01573 | 0.17 | 28.04.2010 08:50:00 | 1.01506 | \$ -1119.68 |
| 110 | Buy | 28.04.2010 01:10:00 | 1.01606 | 0.17 | 28.04.2010 08:50:00 | 1.0152 | \$ -1377.66 |
| 108 | Sell | 28.04.2010 21:40:00 | 1.31988 | 0.32 | 28.04.2010 21:53:00 | 1.3191 | \$ 2631.36 |
| 121 | Sell | 28.04.2010 21:35:00 | 1.51968 | 0.32 | 28.04.2010 21:53:00 | 1.51939 | \$ 978.33 |
| 110 | Sell | 28.04.2010 22:20:00 | 1.31959 | 0.32 | 29.04.2010 00:45:00 | 1.32034 | \$ -2609.05 |
| 109 | Sell | 28.04.2010 21:55:00 | 1.31929 | 0.32 | 29.04.2010 00:45:00 | 1.32033 | \$ -3587.38 |
| 107 | Sell | 28.04.2010 21:35:00 | 1.31867 | 0.32 | 29.04.2010 00:45:00 | 1.32041 | \$ -5948.85 |
| 106 | Sell | 28.04.2010 21:30:00 | 1.3181 | 0.33 | 29.04.2010 00:45:00 | 1.32032 | \$ -7804.66 |
| 69 | Buy | 28.04.2010 22:25:00 | 1.08566 | 0.24 | 29.04.2010 00:50:00 | 1.08533 | \$ -924.56 |
| 68 | Buy | 28.04.2010 21:40:00 | 1.08577 | 0.24 | 29.04.2010 00:50:00 | 1.08537 | \$ -1118.07 |
| 67 | Buy | 28.04.2010 21:35:00 | 1.08631 | 0.24 | 29.04.2010 00:50:00 | 1.08532 | \$ -2749.01 |

| | | | | | | | |
|-----|------|---------------------|---------|------|---------------------|---------|-------------|
| 66 | Buy | 28.04.2010 21:30:00 | 1.08663 | 0.24 | 29.04.2010 00:50:00 | 1.08541 | \$ -3384.79 |
| 84 | Buy | 28.04.2010 23:40:00 | 94.036 | 0.24 | 29.04.2010 00:55:00 | 94.137 | \$ 2001.58 |
| 83 | Buy | 28.04.2010 23:35:00 | 94.048 | 0.24 | 29.04.2010 00:55:00 | 94.144 | \$ 1881.58 |
| 82 | Buy | 28.04.2010 23:30:00 | 94.07 | 0.24 | 29.04.2010 00:55:00 | 94.146 | \$ 1401.58 |
| 81 | Buy | 28.04.2010 23:00:00 | 94.096 | 0.25 | 29.04.2010 00:55:00 | 94.15 | \$ 909.98 |
| 124 | Sell | 28.04.2010 23:40:00 | 1.52064 | 0.31 | 29.04.2010 01:35:00 | 1.51923 | \$ 4299.36 |
| 123 | Sell | 28.04.2010 23:35:00 | 1.5203 | 0.31 | 29.04.2010 01:35:00 | 1.51921 | \$ 3253.56 |
| 122 | Sell | 28.04.2010 23:30:00 | 1.52018 | 0.32 | 29.04.2010 01:35:00 | 1.51926 | \$ 2785.02 |
| 120 | Sell | 28.04.2010 21:30:00 | 1.51868 | 0.32 | 29.04.2010 01:35:00 | 1.51921 | \$ -2106.62 |
| 148 | Buy | 29.04.2010 01:35:00 | 124.032 | 0.32 | 29.04.2010 02:12:00 | 124.072 | \$ 883.09 |
| 149 | Buy | 29.04.2010 01:40:00 | 124.012 | 0.32 | 29.04.2010 02:12:00 | 124.076 | \$ 1651.19 |
| 150 | Buy | 29.04.2010 01:45:00 | 123.916 | 0.32 | 29.04.2010 02:12:00 | 124.073 | \$ 4627.45 |
| 86 | Buy | 29.04.2010 01:45:00 | 93.915 | 0.25 | 29.04.2010 03:35:00 | 93.928 | \$ 16.23 |
| 114 | Sell | 29.04.2010 02:05:00 | 1.01042 | 0.16 | 29.04.2010 05:25:00 | 1.0104 | \$ -172.03 |
| 113 | Sell | 29.04.2010 02:00:00 | 1.01033 | 0.16 | 29.04.2010 05:25:00 | 1.01036 | \$ -235.97 |
| 147 | Buy | 29.04.2010 01:30:00 | 124.114 | 0.33 | 29.04.2010 05:45:00 | 124.075 | \$ -1696.57 |
| 85 | Buy | 29.04.2010 01:30:00 | 93.982 | 0.25 | 29.04.2010 05:50:00 | 93.974 | \$ -508.77 |
| 153 | Buy | 29.04.2010 22:20:00 | 124.443 | 0.32 | 29.04.2010 23:05:00 | 124.466 | \$ 337.81 |
| 154 | Buy | 29.04.2010 22:30:00 | 124.409 | 0.32 | 29.04.2010 23:05:00 | 124.479 | \$ 1841.91 |
| 115 | Sell | 29.04.2010 22:00:00 | 1.00616 | 0.16 | 29.04.2010 23:30:00 | 1.0044 | \$ 2052.74 |
| 125 | Buy | 29.04.2010 23:05:00 | 1.5319 | 0.32 | 30.04.2010 00:25:00 | 1.53294 | \$ 3370.32 |
| 112 | Buy | 29.04.2010 23:40:00 | 1.32237 | 0.32 | 30.04.2010 00:30:00 | 1.32417 | \$ 5881.45 |
| 111 | Buy | 29.04.2010 22:30:00 | 1.32321 | 0.32 | 30.04.2010 00:30:00 | 1.32434 | \$ 3622.21 |
| 152 | Buy | 29.04.2010 22:05:00 | 124.483 | 0.32 | 30.04.2010 01:11:00 | 124.512 | \$ 384.68 |
| 155 | Buy | 29.04.2010 23:40:00 | 124.426 | 0.32 | 30.04.2010 01:11:00 | 124.501 | \$ 1856.89 |
| 156 | Buy | 29.04.2010 23:55:00 | 124.42 | 0.32 | 30.04.2010 01:11:00 | 124.5 | \$ 2016.93 |
| 151 | Buy | 29.04.2010 22:00:00 | 124.523 | 0.33 | 30.04.2010 02:33:00 | 124.617 | \$ 2541.58 |
| 157 | Buy | 03.05.2010 00:00:00 | 125.324 | 0.33 | 03.05.2010 00:05:00 | 125.321 | \$ -512.55 |
| 117 | Buy | 03.05.2010 00:45:00 | 1.01597 | 0.16 | 03.05.2010 03:15:00 | 1.01653 | \$ 518.03 |
| 116 | Buy | 03.05.2010 00:40:00 | 1.01613 | 0.17 | 03.05.2010 03:15:00 | 1.01642 | \$ 183.8 |
| 113 | Sell | 03.05.2010 21:30:00 | 1.32018 | 0.32 | 03.05.2010 23:58:00 | 1.31964 | \$ 1821.71 |
| 114 | Sell | 03.05.2010 21:55:00 | 1.32097 | 0.32 | 03.05.2010 23:58:00 | 1.31963 | \$ 4520.54 |
| 115 | Sell | 03.05.2010 22:00:00 | 1.32109 | 0.32 | 03.05.2010 23:58:00 | 1.3197 | \$ 4689.21 |
| 70 | Buy | 03.05.2010 22:00:00 | 1.08434 | 0.24 | 04.05.2010 00:46:00 | 1.08523 | \$ 2454.51 |
| 88 | Buy | 03.05.2010 23:40:00 | 94.505 | 0.25 | 04.05.2010 01:35:00 | 94.733 | \$ 5347.48 |
| 87 | Buy | 03.05.2010 23:30:00 | 94.531 | 0.25 | 04.05.2010 01:35:00 | 94.748 | \$ 5072.48 |
| 161 | Buy | 03.05.2010 23:30:00 | 124.716 | 0.32 | 04.05.2010 01:35:00 | 124.922 | \$ 6047.93 |
| 160 | Buy | 03.05.2010 23:15:00 | 124.765 | 0.32 | 04.05.2010 01:35:00 | 124.932 | \$ 4799.8 |
| 159 | Buy | 03.05.2010 23:10:00 | 124.79 | 0.33 | 04.05.2010 01:35:00 | 124.922 | \$ 3794.71 |
| 158 | Buy | 03.05.2010 23:00:00 | 124.814 | 0.33 | 04.05.2010 01:35:00 | 124.932 | \$ 3332.64 |
| 118 | Sell | 05.05.2010 02:10:00 | 0.91003 | 0.11 | 05.05.2010 04:00:00 | 0.90874 | \$ 1360.01 |
| 117 | Sell | 05.05.2010 01:30:00 | 0.9098 | 0.11 | 05.05.2010 04:00:00 | 0.90874 | \$ 1093.3 |
| 116 | Sell | 05.05.2010 01:20:00 | 0.90932 | 0.11 | 05.05.2010 04:00:00 | 0.90872 | \$ 559.89 |
| 115 | Sell | 05.05.2010 01:00:00 | 0.90904 | 0.11 | 05.05.2010 04:00:00 | 0.90864 | \$ 327.98 |
| 162 | Sell | 05.05.2010 00:55:00 | 122.865 | 0.34 | 05.05.2010 04:39:00 | 122.737 | \$ 3934.23 |
| 92 | Sell | 05.05.2010 00:25:00 | 94.675 | 0.24 | 05.05.2010 06:45:00 | 94.684 | \$ -512.42 |
| 91 | Sell | 05.05.2010 00:15:00 | 94.643 | 0.25 | 05.05.2010 06:45:00 | 94.682 | \$ -1283.77 |
| 90 | Sell | 05.05.2010 00:05:00 | 94.608 | 0.25 | 05.05.2010 06:45:00 | 94.692 | \$ -2408.77 |
| 89 | Sell | 05.05.2010 00:00:00 | 94.538 | 0.25 | 05.05.2010 06:45:00 | 94.69 | \$ -4108.77 |
| 163 | Sell | 06.05.2010 00:50:00 | 120.454 | 0.35 | 06.05.2010 01:43:00 | 120.375 | \$ 2343.4 |
| 164 | Sell | 06.05.2010 01:05:00 | 120.484 | 0.34 | 06.05.2010 01:43:00 | 120.365 | \$ 3636.34 |
| 94 | Sell | 06.05.2010 00:55:00 | 93.958 | 0.25 | 06.05.2010 02:00:00 | 93.785 | \$ 4016.23 |
| 93 | Sell | 06.05.2010 00:50:00 | 93.898 | 0.25 | 06.05.2010 02:00:00 | 93.78 | \$ 2641.23 |
| 119 | Sell | 06.05.2010 02:30:00 | 0.90731 | 0.12 | 06.05.2010 04:35:00 | 0.90566 | \$ 1939.05 |
| 71 | Buy | 06.05.2010 02:30:00 | 1.11742 | 0.24 | 06.05.2010 07:05:00 | 1.11665 | \$ -2130.91 |
| 116 | Sell | 06.05.2010 02:30:00 | 1.28207 | 0.34 | 06.05.2010 07:15:00 | 1.28354 | \$ -5269.04 |
| 72 | Sell | 06.05.2010 21:45:00 | 1.11325 | 0.25 | 06.05.2010 21:56:00 | 1.11198 | \$ 3654.9 |
| 73 | Sell | 06.05.2010 21:50:00 | 1.11462 | 0.25 | 06.05.2010 21:56:00 | 1.11215 | \$ 7110.71 |
| 30 | Buy | 06.05.2010 21:30:00 | 0.84913 | 0.18 | 06.05.2010 22:15:00 | 0.85087 | \$ 4040.93 |
| 74 | Sell | 06.05.2010 23:30:00 | 1.11465 | 0.25 | 06.05.2010 23:47:00 | 1.1138 | \$ 2445.36 |

| | | | | | | | |
|-----|------|---------------------|---------|------|---------------------|---------|--------------|
| 118 | Buy | 07.05.2010 00:15:00 | 1.05011 | 0.17 | 07.05.2010 00:30:00 | 1.05116 | \$ 1215.72 |
| 98 | Sell | 07.05.2010 00:25:00 | 90.684 | 0.25 | 07.05.2010 01:20:00 | 90.221 | \$ 11266.23 |
| 97 | Sell | 07.05.2010 00:15:00 | 90.658 | 0.26 | 07.05.2010 01:20:00 | 90.221 | \$ 11040.88 |
| 96 | Sell | 07.05.2010 00:05:00 | 90.576 | 0.26 | 07.05.2010 01:20:00 | 90.216 | \$ 9038.88 |
| 95 | Sell | 07.05.2010 00:00:00 | 90.55 | 0.26 | 07.05.2010 01:20:00 | 90.201 | \$ 8752.88 |
| 127 | Sell | 07.05.2010 01:35:00 | 1.48518 | 0.32 | 07.05.2010 01:52:00 | 1.48405 | \$ 3812.1 |
| 32 | Buy | 07.05.2010 01:35:00 | 0.84923 | 0.18 | 07.05.2010 01:58:00 | 0.8497 | \$ 929.26 |
| 128 | Sell | 07.05.2010 02:00:00 | 1.48631 | 0.32 | 07.05.2010 02:17:00 | 1.48403 | \$ 7691.66 |
| 33 | Buy | 07.05.2010 02:00:00 | 0.84933 | 0.18 | 07.05.2010 02:21:00 | 0.85036 | \$ 2301.34 |
| 129 | Sell | 07.05.2010 02:30:00 | 1.48791 | 0.32 | 07.05.2010 04:09:00 | 1.48661 | \$ 4385.6 |
| 31 | Buy | 07.05.2010 01:30:00 | 0.85063 | 0.18 | 07.05.2010 04:20:00 | 0.85201 | \$ 3158.89 |
| 126 | Sell | 07.05.2010 01:30:00 | 1.48374 | 0.32 | 07.05.2010 04:20:00 | 1.48195 | \$ 6038.62 |
| 120 | Buy | 07.05.2010 02:30:00 | 1.05111 | 0.17 | 07.05.2010 04:45:00 | 1.05197 | \$ 957.74 |
| 119 | Buy | 07.05.2010 02:00:00 | 1.05159 | 0.17 | 07.05.2010 04:45:00 | 1.05197 | \$ 306.0 |
| 117 | Buy | 10.05.2010 21:30:00 | 1.2783 | 0.34 | 10.05.2010 21:57:00 | 1.27949 | \$ 4263.47 |
| 118 | Buy | 10.05.2010 22:35:00 | 1.27614 | 0.34 | 10.05.2010 23:13:00 | 1.27881 | \$ 9565.94 |
| 130 | Buy | 10.05.2010 22:35:00 | 1.48544 | 0.33 | 10.05.2010 23:23:00 | 1.48624 | \$ 2781.9 |
| 131 | Buy | 11.05.2010 00:00:00 | 1.48453 | 0.33 | 11.05.2010 00:56:00 | 1.48567 | \$ 3964.21 |
| 34 | Sell | 11.05.2010 00:00:00 | 0.86111 | 0.17 | 11.05.2010 01:45:00 | 0.85987 | \$ 2662.34 |
| 75 | Buy | 11.05.2010 01:30:00 | 1.10923 | 0.24 | 11.05.2010 02:15:00 | 1.11123 | \$ 5526.2 |
| 99 | Buy | 11.05.2010 02:30:00 | 93.057 | 0.26 | 11.05.2010 04:37:00 | 93.116 | \$ 1212.88 |
| 78 | Sell | 11.05.2010 22:05:00 | 1.11017 | 0.24 | 11.05.2010 22:53:00 | 1.10964 | \$ 1462.86 |
| 124 | Sell | 11.05.2010 22:15:00 | 1.02065 | 0.17 | 12.05.2010 00:40:00 | 1.02068 | \$ -301.22 |
| 123 | Sell | 11.05.2010 22:10:00 | 1.02016 | 0.17 | 12.05.2010 00:40:00 | 1.02058 | \$ -831.05 |
| 122 | Sell | 11.05.2010 22:05:00 | 1.01976 | 0.17 | 12.05.2010 00:40:00 | 1.0206 | \$ -1401.63 |
| 121 | Sell | 11.05.2010 22:00:00 | 1.01867 | 0.17 | 12.05.2010 00:40:00 | 1.02054 | \$ -2800.9 |
| 135 | Buy | 12.05.2010 01:05:00 | 1.49174 | 0.32 | 12.05.2010 01:38:00 | 1.49195 | \$ 708.12 |
| 35 | Sell | 12.05.2010 02:30:00 | 0.84648 | 0.18 | 12.05.2010 02:55:00 | 0.84518 | \$ 2966.11 |
| 136 | Buy | 12.05.2010 01:40:00 | 1.49202 | 0.32 | 12.05.2010 02:55:00 | 1.49511 | \$ 10419.48 |
| 134 | Buy | 12.05.2010 01:00:00 | 1.49249 | 0.32 | 12.05.2010 02:55:00 | 1.49495 | \$ 8295.12 |
| 133 | Buy | 12.05.2010 00:55:00 | 1.49289 | 0.33 | 12.05.2010 02:55:00 | 1.49509 | \$ 7650.23 |
| 132 | Buy | 12.05.2010 00:45:00 | 1.49314 | 0.33 | 12.05.2010 02:55:00 | 1.49503 | \$ 6572.24 |
| 76 | Sell | 11.05.2010 21:35:00 | 1.10928 | 0.25 | 12.05.2010 07:40:00 | 1.11243 | \$ -9215.67 |
| 77 | Sell | 11.05.2010 21:55:00 | 1.1096 | 0.25 | 12.05.2010 07:55:00 | 1.11348 | \$ -11317.96 |
| 80 | Sell | 11.05.2010 23:20:00 | 1.11063 | 0.24 | 12.05.2010 08:55:00 | 1.11103 | \$ -1244.26 |
| 79 | Sell | 11.05.2010 23:00:00 | 1.11015 | 0.24 | 12.05.2010 08:55:00 | 1.11098 | \$ -2433.06 |
| 165 | Buy | 12.05.2010 23:30:00 | 117.522 | 0.36 | 13.05.2010 00:09:00 | 117.549 | \$ 59.7 |
| 137 | Sell | 13.05.2010 02:20:00 | 1.48369 | 0.34 | 13.05.2010 03:45:00 | 1.48255 | \$ 4086.2 |
| 120 | Sell | 13.05.2010 01:00:00 | 0.89468 | 0.12 | 13.05.2010 11:05:00 | 0.90077 | \$ -7852.08 |
| 121 | Sell | 13.05.2010 01:25:00 | 0.89487 | 0.12 | 13.05.2010 11:30:00 | 0.90035 | \$ -7080.43 |
| 122 | Sell | 13.05.2010 01:35:00 | 0.89536 | 0.12 | 13.05.2010 11:40:00 | 0.89996 | \$ -5967.23 |
| 166 | Sell | 14.05.2010 02:00:00 | 116.326 | 0.36 | 14.05.2010 02:31:00 | 116.264 | \$ 1813.24 |
| 138 | Sell | 14.05.2010 02:00:00 | 1.46123 | 0.34 | 14.05.2010 02:55:00 | 1.45835 | \$ 10323.02 |
| 126 | Buy | 13.05.2010 22:30:00 | 0.89667 | 0.11 | 14.05.2010 04:50:00 | 0.89577 | \$ -1203.6 |
| 125 | Buy | 13.05.2010 22:15:00 | 0.89686 | 0.11 | 14.05.2010 04:50:00 | 0.89574 | \$ -1458.63 |
| 124 | Buy | 13.05.2010 22:10:00 | 0.89788 | 0.12 | 14.05.2010 04:50:00 | 0.89563 | \$ -3020.2 |
| 128 | Sell | 13.05.2010 22:30:00 | 1.01908 | 0.16 | 14.05.2010 04:50:00 | 1.02179 | \$ -3710.18 |
| 123 | Buy | 13.05.2010 22:00:00 | 0.89812 | 0.12 | 14.05.2010 04:50:00 | 0.89575 | \$ -3171.95 |
| 127 | Sell | 13.05.2010 22:20:00 | 1.01877 | 0.17 | 14.05.2010 04:50:00 | 1.02173 | \$ -4281.69 |
| 126 | Sell | 13.05.2010 22:15:00 | 1.01792 | 0.17 | 14.05.2010 04:50:00 | 1.02172 | \$ -5422.85 |
| 125 | Sell | 13.05.2010 22:00:00 | 1.01705 | 0.17 | 14.05.2010 04:50:00 | 1.02177 | \$ -6672.69 |
| 100 | Sell | 17.05.2010 00:00:00 | 92.189 | 0.26 | 17.05.2010 02:20:00 | 92.261 | \$ -2193.12 |
| 81 | Buy | 17.05.2010 01:45:00 | 1.13213 | 0.24 | 17.05.2010 03:00:00 | 1.13308 | \$ 2623.69 |
| 119 | Sell | 17.05.2010 02:00:00 | 1.2371 | 0.36 | 17.05.2010 03:00:00 | 1.23541 | \$ 6413.94 |
| 167 | Sell | 17.05.2010 01:45:00 | 114.245 | 0.37 | 17.05.2010 03:01:00 | 114.103 | \$ 4831.28 |
| 36 | Sell | 17.05.2010 02:30:00 | 0.85126 | 0.18 | 17.05.2010 07:45:00 | 0.85597 | \$ -11774.18 |
| 168 | Sell | 17.05.2010 21:25:00 | 114.255 | 0.37 | 17.05.2010 21:37:00 | 114.087 | \$ 5793.23 |
| 139 | Sell | 17.05.2010 21:25:00 | 1.44732 | 0.34 | 17.05.2010 21:41:00 | 1.44689 | \$ 1541.29 |
| 141 | Sell | 17.05.2010 22:05:00 | 1.44836 | 0.34 | 17.05.2010 22:11:00 | 1.44752 | \$ 3010.88 |
| 120 | Sell | 17.05.2010 22:00:00 | 1.23829 | 0.36 | 17.05.2010 22:25:00 | 1.23782 | \$ 1783.76 |

| | | | | | | | |
|-----|------|---------------------|---------|------|---------------------|---------|--------------|
| 121 | Sell | 17.05.2010 22:05:00 | 1.23879 | 0.35 | 17.05.2010 22:25:00 | 1.23789 | \$ 3320.83 |
| 83 | Buy | 17.05.2010 22:05:00 | 1.1308 | 0.24 | 17.05.2010 22:26:00 | 1.13119 | \$ 1075.67 |
| 140 | Sell | 17.05.2010 22:00:00 | 1.44775 | 0.34 | 17.05.2010 22:26:00 | 1.44657 | \$ 4229.57 |
| 129 | Buy | 17.05.2010 22:00:00 | 1.03505 | 0.16 | 17.05.2010 22:27:00 | 1.03546 | \$ 326.33 |
| 130 | Buy | 17.05.2010 22:05:00 | 1.03441 | 0.16 | 17.05.2010 22:27:00 | 1.03564 | \$ 1374.23 |
| 122 | Sell | 17.05.2010 22:40:00 | 1.23949 | 0.36 | 17.05.2010 23:20:00 | 1.23935 | \$ 531.33 |
| 142 | Sell | 17.05.2010 23:15:00 | 1.44901 | 0.34 | 18.05.2010 00:31:00 | 1.44857 | \$ 1464.28 |
| 84 | Buy | 17.05.2010 22:40:00 | 1.13094 | 0.24 | 18.05.2010 01:10:00 | 1.13131 | \$ 1017.07 |
| 82 | Buy | 17.05.2010 22:00:00 | 1.13157 | 0.24 | 18.05.2010 01:10:00 | 1.13142 | \$ -420.37 |
| 133 | Buy | 17.05.2010 22:55:00 | 1.03271 | 0.16 | 18.05.2010 02:00:00 | 1.03322 | \$ 409.15 |
| 132 | Buy | 17.05.2010 22:45:00 | 1.03296 | 0.16 | 18.05.2010 02:00:00 | 1.03321 | \$ 76.89 |
| 131 | Buy | 17.05.2010 22:40:00 | 1.03359 | 0.16 | 18.05.2010 02:00:00 | 1.0332 | \$ -740.98 |
| 130 | Sell | 17.05.2010 23:20:00 | 0.87795 | 0.12 | 18.05.2010 02:05:00 | 0.8769 | \$ 1157.15 |
| 129 | Sell | 17.05.2010 22:55:00 | 0.87712 | 0.12 | 18.05.2010 02:05:00 | 0.87694 | \$ 56.6 |
| 128 | Sell | 17.05.2010 22:40:00 | 0.87638 | 0.12 | 18.05.2010 02:05:00 | 0.87694 | \$ -879.5 |
| 127 | Sell | 17.05.2010 22:35:00 | 0.8751 | 0.12 | 18.05.2010 02:05:00 | 0.87688 | \$ -2422.81 |
| 170 | Sell | 17.05.2010 21:55:00 | 114.447 | 0.37 | 18.05.2010 02:05:00 | 114.556 | \$ -4538.95 |
| 169 | Sell | 17.05.2010 21:50:00 | 114.37 | 0.37 | 18.05.2010 02:05:00 | 114.55 | \$ -7165.71 |
| 85 | Sell | 18.05.2010 02:30:00 | 1.13276 | 0.24 | 18.05.2010 08:35:00 | 1.13506 | \$ -6361.1 |
| 171 | Buy | 18.05.2010 21:25:00 | 113.067 | 0.37 | 18.05.2010 21:30:00 | 113.151 | \$ 2689.65 |
| 172 | Buy | 18.05.2010 21:40:00 | 112.972 | 0.37 | 18.05.2010 21:49:00 | 113.022 | \$ 1432.02 |
| 132 | Buy | 18.05.2010 21:35:00 | 0.86651 | 0.12 | 18.05.2010 22:16:00 | 0.8668 | \$ 218.52 |
| 133 | Buy | 18.05.2010 21:55:00 | 0.86535 | 0.12 | 18.05.2010 22:16:00 | 0.86674 | \$ 1609.57 |
| 174 | Buy | 18.05.2010 22:00:00 | 112.656 | 0.37 | 18.05.2010 22:17:00 | 112.861 | \$ 7168.2 |
| 175 | Buy | 18.05.2010 22:05:00 | 112.392 | 0.36 | 18.05.2010 22:17:00 | 112.862 | \$ 16515.39 |
| 134 | Sell | 18.05.2010 21:40:00 | 1.03801 | 0.17 | 18.05.2010 22:18:00 | 1.03739 | \$ 632.32 |
| 135 | Sell | 18.05.2010 22:00:00 | 1.04037 | 0.16 | 18.05.2010 22:18:00 | 1.03734 | \$ 3676.57 |
| 38 | Buy | 18.05.2010 22:05:00 | 0.85015 | 0.18 | 18.05.2010 22:23:00 | 0.85148 | \$ 3036.38 |
| 101 | Buy | 19.05.2010 00:30:00 | 91.985 | 0.27 | 19.05.2010 01:28:00 | 92.06 | \$ 1691.53 |
| 102 | Buy | 19.05.2010 00:35:00 | 91.963 | 0.26 | 19.05.2010 01:28:00 | 92.044 | \$ 1784.88 |
| 103 | Buy | 19.05.2010 00:40:00 | 91.939 | 0.26 | 19.05.2010 01:28:00 | 92.052 | \$ 2616.88 |
| 126 | Buy | 18.05.2010 21:50:00 | 1.22413 | 0.35 | 19.05.2010 02:05:00 | 1.2183 | \$ -21707.56 |
| 125 | Buy | 18.05.2010 21:40:00 | 1.22491 | 0.36 | 19.05.2010 02:05:00 | 1.21844 | \$ -24755.62 |
| 124 | Buy | 18.05.2010 21:35:00 | 1.22504 | 0.36 | 19.05.2010 02:05:00 | 1.2183 | \$ -25779.86 |
| 123 | Buy | 18.05.2010 21:25:00 | 1.22583 | 0.36 | 19.05.2010 02:05:00 | 1.21846 | \$ -28169.77 |
| 131 | Buy | 18.05.2010 21:25:00 | 0.86708 | 0.12 | 19.05.2010 02:05:00 | 0.86259 | \$ -5852.87 |
| 173 | Buy | 18.05.2010 21:55:00 | 112.899 | 0.37 | 19.05.2010 02:25:00 | 112.245 | \$ -24783.33 |
| 139 | Sell | 19.05.2010 00:40:00 | 1.04092 | 0.16 | 19.05.2010 02:30:00 | 1.03989 | \$ 1119.36 |
| 138 | Sell | 19.05.2010 00:30:00 | 1.04045 | 0.16 | 19.05.2010 02:30:00 | 1.04 | \$ 377.76 |
| 137 | Sell | 19.05.2010 00:20:00 | 1.04031 | 0.17 | 19.05.2010 02:30:00 | 1.0399 | \$ 347.03 |
| 136 | Sell | 19.05.2010 00:00:00 | 1.03922 | 0.17 | 19.05.2010 02:30:00 | 1.03987 | \$ -1093.0 |
| 134 | Sell | 19.05.2010 02:30:00 | 0.86311 | 0.12 | 19.05.2010 03:00:00 | 0.8591 | \$ 4924.45 |
| 37 | Buy | 18.05.2010 22:00:00 | 0.85222 | 0.18 | 19.05.2010 03:20:00 | 0.85254 | \$ 466.17 |
| 89 | Sell | 18.05.2010 21:50:00 | 1.14382 | 0.24 | 19.05.2010 05:55:00 | 1.14754 | \$ -10422.9 |
| 88 | Sell | 18.05.2010 21:40:00 | 1.14307 | 0.24 | 19.05.2010 05:55:00 | 1.14763 | \$ -12745.2 |
| 87 | Sell | 18.05.2010 21:35:00 | 1.14293 | 0.24 | 19.05.2010 05:55:00 | 1.14768 | \$ -13270.49 |
| 86 | Sell | 18.05.2010 21:25:00 | 1.1423 | 0.24 | 19.05.2010 05:55:00 | 1.14767 | \$ -14984.57 |
| 135 | Sell | 19.05.2010 22:40:00 | 0.84615 | 0.12 | 19.05.2010 23:18:00 | 0.8451 | \$ 1180.04 |
| 136 | Sell | 19.05.2010 22:45:00 | 0.84675 | 0.12 | 19.05.2010 23:18:00 | 0.84502 | \$ 2040.25 |
| 92 | Buy | 19.05.2010 22:55:00 | 1.15048 | 0.23 | 19.05.2010 23:37:00 | 1.15102 | \$ 1428.22 |
| 142 | Buy | 19.05.2010 22:45:00 | 1.04326 | 0.17 | 19.05.2010 23:38:00 | 1.04402 | \$ 821.96 |
| 143 | Buy | 19.05.2010 22:50:00 | 1.04307 | 0.16 | 19.05.2010 23:38:00 | 1.04394 | \$ 914.18 |
| 138 | Sell | 19.05.2010 23:45:00 | 0.84824 | 0.12 | 20.05.2010 00:10:00 | 0.84785 | \$ 276.47 |
| 94 | Buy | 20.05.2010 00:00:00 | 1.15037 | 0.23 | 20.05.2010 01:25:00 | 1.15194 | \$ 4156.81 |
| 93 | Buy | 19.05.2010 23:55:00 | 1.15051 | 0.23 | 20.05.2010 01:25:00 | 1.152 | \$ 3935.35 |
| 91 | Buy | 19.05.2010 22:45:00 | 1.15113 | 0.23 | 20.05.2010 01:25:00 | 1.15192 | \$ 2080.96 |
| 90 | Buy | 19.05.2010 22:40:00 | 1.15137 | 0.23 | 20.05.2010 01:25:00 | 1.15191 | \$ 1418.68 |
| 105 | Sell | 20.05.2010 00:45:00 | 91.802 | 0.27 | 20.05.2010 01:55:00 | 91.544 | \$ 6632.53 |
| 104 | Sell | 20.05.2010 00:30:00 | 91.763 | 0.27 | 20.05.2010 01:55:00 | 91.542 | \$ 5633.53 |
| 141 | Sell | 20.05.2010 00:40:00 | 0.8491 | 0.12 | 20.05.2010 02:00:00 | 0.84732 | \$ 2103.5 |

| | | | | | | | |
|-----|------|---------------------|---------|------|---------------------|---------|--------------|
| 140 | Sell | 20.05.2010 00:35:00 | 0.84881 | 0.12 | 20.05.2010 02:00:00 | 0.84737 | \$ 1673.4 |
| 139 | Sell | 20.05.2010 00:25:00 | 0.84847 | 0.12 | 20.05.2010 02:00:00 | 0.84726 | \$ 1382.44 |
| 137 | Sell | 19.05.2010 23:40:00 | 0.84739 | 0.12 | 20.05.2010 02:00:00 | 0.84732 | \$ -128.33 |
| 145 | Buy | 20.05.2010 00:20:00 | 1.04268 | 0.16 | 20.05.2010 02:10:00 | 1.04285 | \$ 19.63 |
| 144 | Buy | 20.05.2010 01:45:00 | 1.44123 | 0.34 | 20.05.2010 02:15:00 | 1.44137 | \$ 501.59 |
| 145 | Buy | 20.05.2010 01:50:00 | 1.44069 | 0.34 | 20.05.2010 02:15:00 | 1.44153 | \$ 3009.51 |
| 144 | Buy | 19.05.2010 23:45:00 | 1.04333 | 0.17 | 20.05.2010 02:50:00 | 1.04459 | \$ 1357.48 |
| 141 | Buy | 19.05.2010 22:40:00 | 1.04418 | 0.17 | 20.05.2010 02:50:00 | 1.04472 | \$ 379.87 |
| 140 | Buy | 19.05.2010 22:30:00 | 1.04449 | 0.17 | 20.05.2010 02:50:00 | 1.04457 | \$ -244.72 |
| 179 | Buy | 20.05.2010 01:50:00 | 113.511 | 0.36 | 20.05.2010 03:01:00 | 113.547 | \$ 887.34 |
| 143 | Buy | 20.05.2010 01:30:00 | 1.44225 | 0.34 | 20.05.2010 05:30:00 | 1.44118 | \$ -3833.54 |
| 130 | Buy | 20.05.2010 02:30:00 | 1.23847 | 0.32 | 20.05.2010 07:35:00 | 1.23664 | \$ -6170.76 |
| 129 | Buy | 20.05.2010 02:00:00 | 1.23876 | 0.33 | 20.05.2010 07:35:00 | 1.23652 | \$ -7789.32 |
| 128 | Buy | 20.05.2010 01:50:00 | 1.23896 | 0.33 | 20.05.2010 07:35:00 | 1.23667 | \$ -7963.19 |
| 127 | Buy | 20.05.2010 01:45:00 | 1.23963 | 0.33 | 20.05.2010 07:35:00 | 1.23654 | \$ -10745.09 |
| 178 | Buy | 20.05.2010 01:45:00 | 113.565 | 0.36 | 20.05.2010 07:35:00 | 113.521 | \$ -1992.86 |
| 177 | Buy | 20.05.2010 01:40:00 | 113.697 | 0.37 | 20.05.2010 07:35:00 | 113.535 | \$ -6414.65 |
| 176 | Buy | 20.05.2010 01:30:00 | 113.723 | 0.37 | 20.05.2010 07:35:00 | 113.515 | \$ -8116.76 |
| 142 | Sell | 20.05.2010 21:25:00 | 0.83049 | 0.13 | 20.05.2010 22:00:00 | 0.82875 | \$ 2223.98 |
| 143 | Sell | 20.05.2010 21:35:00 | 0.83188 | 0.13 | 20.05.2010 22:00:00 | 0.82876 | \$ 4115.15 |
| 144 | Sell | 20.05.2010 21:40:00 | 0.83218 | 0.13 | 20.05.2010 22:00:00 | 0.82857 | \$ 4786.66 |
| 145 | Sell | 20.05.2010 21:50:00 | 0.83308 | 0.13 | 20.05.2010 22:00:00 | 0.82857 | \$ 6020.04 |
| 147 | Sell | 20.05.2010 21:30:00 | 1.44324 | 0.34 | 20.05.2010 22:00:00 | 1.44277 | \$ 1684.66 |
| 146 | Buy | 20.05.2010 21:25:00 | 1.06337 | 0.17 | 20.05.2010 22:00:00 | 1.06404 | \$ 699.76 |
| 148 | Sell | 20.05.2010 21:35:00 | 1.44541 | 0.33 | 20.05.2010 22:00:00 | 1.44277 | \$ 9184.45 |
| 147 | Buy | 20.05.2010 21:30:00 | 1.06265 | 0.17 | 20.05.2010 22:00:00 | 1.06385 | \$ 1419.39 |
| 148 | Buy | 20.05.2010 21:45:00 | 1.06239 | 0.17 | 20.05.2010 22:00:00 | 1.06397 | \$ 1935.35 |
| 149 | Buy | 20.05.2010 21:55:00 | 1.06181 | 0.17 | 20.05.2010 22:00:00 | 1.06385 | \$ 2559.93 |
| 182 | Sell | 20.05.2010 21:40:00 | 113.311 | 0.35 | 20.05.2010 22:00:00 | 113.269 | \$ 1073.39 |
| 183 | Sell | 20.05.2010 21:50:00 | 113.534 | 0.34 | 20.05.2010 22:00:00 | 113.265 | \$ 8759.95 |
| 106 | Sell | 20.05.2010 21:50:00 | 90.205 | 0.27 | 20.05.2010 22:01:00 | 90.177 | \$ 422.53 |
| 107 | Sell | 20.05.2010 21:55:00 | 90.286 | 0.27 | 20.05.2010 22:01:00 | 90.165 | \$ 2933.53 |
| 133 | Sell | 20.05.2010 21:35:00 | 1.25684 | 0.31 | 20.05.2010 22:16:00 | 1.25518 | \$ 5425.06 |
| 134 | Sell | 20.05.2010 21:40:00 | 1.25696 | 0.31 | 20.05.2010 22:16:00 | 1.25521 | \$ 5719.2 |
| 181 | Sell | 20.05.2010 21:35:00 | 113.097 | 0.36 | 20.05.2010 22:18:00 | 113.002 | \$ 3012.83 |
| 184 | Sell | 20.05.2010 22:05:00 | 113.464 | 0.35 | 20.05.2010 22:18:00 | 112.992 | \$ 16122.9 |
| 146 | Sell | 20.05.2010 21:25:00 | 1.44285 | 0.34 | 20.05.2010 22:49:00 | 1.44142 | \$ 5125.67 |
| 180 | Sell | 20.05.2010 21:25:00 | 112.957 | 0.37 | 20.05.2010 22:49:00 | 112.567 | \$ 14012.06 |
| 132 | Sell | 20.05.2010 21:30:00 | 1.25412 | 0.32 | 20.05.2010 23:15:00 | 1.24846 | \$ 19094.22 |
| 131 | Sell | 20.05.2010 21:25:00 | 1.25404 | 0.32 | 20.05.2010 23:15:00 | 1.24844 | \$ 18891.81 |
| 135 | Buy | 20.05.2010 23:30:00 | 1.24855 | 0.34 | 20.05.2010 23:59:00 | 1.24878 | \$ 824.04 |
| 136 | Buy | 20.05.2010 23:35:00 | 1.2485 | 0.34 | 20.05.2010 23:59:00 | 1.24885 | \$ 1253.96 |
| 137 | Buy | 20.05.2010 23:45:00 | 1.24791 | 0.34 | 20.05.2010 23:59:00 | 1.24884 | \$ 3331.96 |
| 95 | Sell | 20.05.2010 23:30:00 | 1.15126 | 0.24 | 21.05.2010 00:08:00 | 1.15077 | \$ 1216.28 |
| 96 | Sell | 20.05.2010 23:35:00 | 1.15142 | 0.24 | 21.05.2010 00:08:00 | 1.15071 | \$ 1824.51 |
| 97 | Sell | 20.05.2010 23:45:00 | 1.15149 | 0.24 | 21.05.2010 00:08:00 | 1.15071 | \$ 2018.03 |
| 140 | Buy | 21.05.2010 00:30:00 | 1.24596 | 0.34 | 21.05.2010 00:57:00 | 1.24624 | \$ 1003.17 |
| 141 | Buy | 21.05.2010 00:45:00 | 1.24571 | 0.34 | 21.05.2010 00:57:00 | 1.24636 | \$ 2328.79 |
| 138 | Buy | 21.05.2010 00:10:00 | 1.24697 | 0.34 | 21.05.2010 01:34:00 | 1.24741 | \$ 1576.41 |
| 139 | Buy | 21.05.2010 00:15:00 | 1.2466 | 0.34 | 21.05.2010 01:34:00 | 1.24739 | \$ 2830.37 |
| 108 | Sell | 21.05.2010 01:30:00 | 89.551 | 0.28 | 21.05.2010 01:56:00 | 89.424 | \$ 3210.18 |
| 150 | Buy | 21.05.2010 01:30:00 | 1.06926 | 0.17 | 21.05.2010 02:20:00 | 1.07287 | \$ 4691.66 |
| 185 | Sell | 21.05.2010 02:30:00 | 112.165 | 0.38 | 21.05.2010 05:16:00 | 113.475 | \$ -50206.28 |
| 149 | Buy | 24.05.2010 00:00:00 | 1.44605 | 0.35 | 24.05.2010 01:10:00 | 1.4482 | \$ 7929.47 |
| 153 | Sell | 24.05.2010 00:40:00 | 1.06334 | 0.17 | 24.05.2010 01:16:00 | 1.06296 | \$ 306.28 |
| 154 | Sell | 24.05.2010 00:45:00 | 1.06354 | 0.17 | 24.05.2010 01:16:00 | 1.06301 | \$ 510.05 |
| 109 | Sell | 24.05.2010 00:30:00 | 90.248 | 0.28 | 24.05.2010 01:29:00 | 90.079 | \$ 4386.18 |
| 110 | Sell | 24.05.2010 00:40:00 | 90.267 | 0.27 | 24.05.2010 01:29:00 | 90.084 | \$ 4607.53 |
| 156 | Sell | 24.05.2010 01:30:00 | 1.06387 | 0.17 | 24.05.2010 02:20:00 | 1.06101 | \$ 3675.41 |
| 155 | Sell | 24.05.2010 01:25:00 | 1.0636 | 0.17 | 24.05.2010 02:20:00 | 1.06102 | \$ 3295.03 |

| | | | | | | | |
|-----|------|---------------------|---------|------|---------------------|---------|--------------|
| 152 | Sell | 24.05.2010 00:35:00 | 1.06309 | 0.17 | 24.05.2010 02:20:00 | 1.06105 | \$ 2561.42 |
| 151 | Sell | 24.05.2010 00:30:00 | 1.06283 | 0.17 | 24.05.2010 02:20:00 | 1.06104 | \$ 2221.79 |
| 111 | Sell | 24.05.2010 02:30:00 | 90.284 | 0.28 | 24.05.2010 03:15:00 | 90.263 | \$ 242.18 |
| 142 | Buy | 24.05.2010 01:30:00 | 1.25335 | 0.34 | 24.05.2010 07:30:00 | 1.25215 | \$ -4299.3 |
| 113 | Buy | 25.05.2010 00:15:00 | 90.136 | 0.28 | 25.05.2010 01:55:00 | 90.18 | \$ 886.18 |
| 114 | Buy | 25.05.2010 00:25:00 | 90.12 | 0.28 | 25.05.2010 01:55:00 | 90.19 | \$ 1614.18 |
| 115 | Buy | 25.05.2010 00:30:00 | 90.097 | 0.27 | 25.05.2010 01:55:00 | 90.178 | \$ 1853.53 |
| 112 | Buy | 25.05.2010 00:05:00 | 90.184 | 0.28 | 25.05.2010 04:55:00 | 90.272 | \$ 2118.18 |
| 146 | Buy | 24.05.2010 22:50:00 | 0.83058 | 0.13 | 25.05.2010 05:06:00 | 0.81757 | \$ -18012.73 |
| 157 | Sell | 24.05.2010 22:30:00 | 1.05881 | 0.17 | 25.05.2010 08:35:00 | 1.07047 | \$ -16100.82 |
| 158 | Sell | 24.05.2010 22:50:00 | 1.05965 | 0.17 | 25.05.2010 08:50:00 | 1.0703 | \$ -14728.72 |
| 147 | Buy | 24.05.2010 22:55:00 | 0.82912 | 0.13 | 25.05.2010 08:55:00 | 0.8175 | \$ -16108.47 |
| 159 | Sell | 24.05.2010 22:55:00 | 1.06041 | 0.17 | 25.05.2010 09:00:00 | 1.07082 | \$ -14402.68 |
| 148 | Buy | 24.05.2010 23:05:00 | 0.82844 | 0.13 | 25.05.2010 09:05:00 | 0.81926 | \$ -12765.75 |
| 160 | Sell | 24.05.2010 23:05:00 | 1.0605 | 0.17 | 25.05.2010 09:10:00 | 1.07001 | \$ -13180.01 |
| 149 | Buy | 24.05.2010 23:10:00 | 0.82779 | 0.13 | 25.05.2010 09:15:00 | 0.81637 | \$ -15834.49 |
| 163 | Buy | 25.05.2010 21:50:00 | 1.07266 | 0.16 | 25.05.2010 22:01:00 | 1.07448 | \$ 2128.2 |
| 152 | Sell | 25.05.2010 21:50:00 | 0.82057 | 0.12 | 25.05.2010 22:02:00 | 0.82035 | \$ 130.09 |
| 151 | Sell | 25.05.2010 21:50:00 | 1.43849 | 0.34 | 25.05.2010 22:02:00 | 1.43724 | \$ 4480.47 |
| 153 | Sell | 25.05.2010 21:55:00 | 0.82111 | 0.12 | 25.05.2010 22:02:00 | 0.82028 | \$ 901.74 |
| 189 | Sell | 25.05.2010 21:50:00 | 111.179 | 0.35 | 25.05.2010 22:02:00 | 111.08 | \$ 3075.89 |
| 146 | Sell | 25.05.2010 21:50:00 | 1.2332 | 0.33 | 25.05.2010 22:03:00 | 1.2323 | \$ 3131.06 |
| 155 | Sell | 25.05.2010 22:10:00 | 0.82089 | 0.12 | 25.05.2010 22:22:00 | 0.82033 | \$ 560.19 |
| 145 | Sell | 25.05.2010 21:45:00 | 1.23178 | 0.34 | 25.05.2010 22:24:00 | 1.23144 | \$ 1218.69 |
| 100 | Buy | 25.05.2010 21:55:00 | 1.15727 | 0.24 | 25.05.2010 22:30:00 | 1.15767 | \$ 1103.32 |
| 150 | Sell | 25.05.2010 21:40:00 | 0.81672 | 0.12 | 26.05.2010 00:11:00 | 0.8296 | \$ -16464.35 |
| 186 | Sell | 25.05.2010 21:25:00 | 110.568 | 0.37 | 26.05.2010 00:25:00 | 111.868 | \$ -48591.61 |
| 161 | Buy | 25.05.2010 21:30:00 | 1.07721 | 0.16 | 26.05.2010 00:46:00 | 1.06423 | \$ -16829.99 |
| 157 | Sell | 26.05.2010 00:15:00 | 0.82921 | 0.11 | 26.05.2010 01:23:00 | 0.82704 | \$ 2380.45 |
| 191 | Sell | 26.05.2010 00:30:00 | 111.901 | 0.31 | 26.05.2010 01:23:00 | 111.455 | \$ 13479.12 |
| 166 | Buy | 26.05.2010 00:50:00 | 1.06489 | 0.15 | 26.05.2010 01:46:00 | 1.06667 | \$ 1947.27 |
| 102 | Buy | 25.05.2010 22:45:00 | 1.15727 | 0.23 | 26.05.2010 02:50:00 | 1.15785 | \$ 1531.01 |
| 101 | Buy | 25.05.2010 22:40:00 | 1.15749 | 0.24 | 26.05.2010 02:50:00 | 1.15779 | \$ 823.57 |
| 99 | Buy | 25.05.2010 21:50:00 | 1.1579 | 0.24 | 26.05.2010 02:50:00 | 1.15772 | \$ -503.3 |
| 98 | Buy | 25.05.2010 21:30:00 | 1.15874 | 0.24 | 26.05.2010 02:50:00 | 1.15776 | \$ -2714.74 |
| 148 | Sell | 25.05.2010 22:40:00 | 1.23302 | 0.34 | 26.05.2010 02:50:00 | 1.23307 | \$ -207.16 |
| 147 | Sell | 25.05.2010 22:35:00 | 1.23264 | 0.34 | 26.05.2010 02:50:00 | 1.23309 | \$ -1640.91 |
| 144 | Sell | 25.05.2010 21:30:00 | 1.23159 | 0.34 | 26.05.2010 02:50:00 | 1.23298 | \$ -5010.23 |
| 143 | Sell | 25.05.2010 21:25:00 | 1.23047 | 0.35 | 26.05.2010 02:50:00 | 1.23305 | \$ -9548.47 |
| 154 | Sell | 25.05.2010 23:05:00 | 1.44027 | 0.34 | 26.05.2010 02:50:00 | 1.43985 | \$ 1392.59 |
| 153 | Sell | 25.05.2010 22:50:00 | 1.44002 | 0.34 | 26.05.2010 02:50:00 | 1.43989 | \$ 353.12 |
| 152 | Sell | 25.05.2010 22:35:00 | 1.4392 | 0.35 | 26.05.2010 02:50:00 | 1.43989 | \$ -2662.13 |
| 150 | Sell | 25.05.2010 21:30:00 | 1.43663 | 0.35 | 26.05.2010 02:50:00 | 1.43981 | \$ -11849.75 |
| 165 | Buy | 25.05.2010 22:25:00 | 1.07224 | 0.16 | 26.05.2010 03:00:00 | 1.06837 | \$ -5188.14 |
| 164 | Buy | 25.05.2010 22:10:00 | 1.07304 | 0.16 | 26.05.2010 03:00:00 | 1.06842 | \$ -6146.58 |
| 162 | Buy | 25.05.2010 21:45:00 | 1.07549 | 0.16 | 26.05.2010 03:00:00 | 1.06837 | \$ -9341.38 |
| 41 | Sell | 25.05.2010 21:50:00 | 0.85733 | 0.18 | 26.05.2010 03:10:00 | 0.85576 | \$ 3601.36 |
| 40 | Sell | 25.05.2010 21:45:00 | 0.85727 | 0.18 | 26.05.2010 03:10:00 | 0.85594 | \$ 3012.73 |
| 39 | Sell | 25.05.2010 21:30:00 | 0.85707 | 0.18 | 26.05.2010 03:10:00 | 0.85591 | \$ 2595.79 |
| 190 | Sell | 25.05.2010 22:05:00 | 111.01 | 0.36 | 26.05.2010 03:10:00 | 111.29 | \$ -10559.96 |
| 188 | Sell | 25.05.2010 21:45:00 | 110.983 | 0.36 | 26.05.2010 03:10:00 | 111.29 | \$ -11531.85 |
| 187 | Sell | 25.05.2010 21:30:00 | 110.849 | 0.37 | 26.05.2010 03:10:00 | 111.309 | \$ -17512.68 |
| 156 | Sell | 25.05.2010 22:25:00 | 0.82156 | 0.12 | 26.05.2010 03:15:00 | 0.82541 | \$ -5041.36 |
| 154 | Sell | 25.05.2010 22:05:00 | 0.81964 | 0.12 | 26.05.2010 03:15:00 | 0.82526 | \$ -7280.42 |
| 151 | Sell | 25.05.2010 21:45:00 | 0.81884 | 0.12 | 26.05.2010 03:15:00 | 0.82522 | \$ -8241.82 |
| 119 | Sell | 25.05.2010 22:05:00 | 90.165 | 0.27 | 26.05.2010 03:25:00 | 90.214 | \$ -1768.52 |
| 118 | Sell | 25.05.2010 21:50:00 | 90.141 | 0.28 | 26.05.2010 03:25:00 | 90.202 | \$ -2170.02 |
| 117 | Sell | 25.05.2010 21:45:00 | 90.087 | 0.28 | 26.05.2010 03:25:00 | 90.201 | \$ -3654.02 |
| 116 | Sell | 25.05.2010 21:30:00 | 90.006 | 0.28 | 26.05.2010 03:25:00 | 90.211 | \$ -6202.02 |
| 161 | Buy | 26.05.2010 21:45:00 | 0.82554 | 0.12 | 26.05.2010 22:16:00 | 0.82619 | \$ 673.76 |

| | | | | | | | |
|-----|------|---------------------|---------|------|---------------------|---------|-------------|
| 169 | Sell | 26.05.2010 22:10:00 | 1.06531 | 0.16 | 26.05.2010 22:16:00 | 1.06457 | \$ 748.56 |
| 103 | Sell | 26.05.2010 21:30:00 | 1.16075 | 0.24 | 26.05.2010 22:25:00 | 1.16006 | \$ 1905.21 |
| 155 | Buy | 26.05.2010 22:30:00 | 1.43965 | 0.35 | 26.05.2010 22:47:00 | 1.43989 | \$ 885.15 |
| 158 | Buy | 26.05.2010 23:20:00 | 1.43785 | 0.34 | 27.05.2010 00:03:00 | 1.43816 | \$ 675.37 |
| 159 | Buy | 26.05.2010 23:25:00 | 1.43717 | 0.34 | 27.05.2010 00:03:00 | 1.4381 | \$ 2896.68 |
| 162 | Buy | 26.05.2010 22:25:00 | 0.82483 | 0.12 | 27.05.2010 01:05:00 | 0.82368 | \$ -1682.53 |
| 160 | Buy | 26.05.2010 21:40:00 | 0.8265 | 0.12 | 27.05.2010 01:05:00 | 0.82367 | \$ -3807.04 |
| 159 | Buy | 26.05.2010 21:35:00 | 0.82733 | 0.12 | 27.05.2010 01:05:00 | 0.82369 | \$ -4831.35 |
| 158 | Buy | 26.05.2010 21:30:00 | 0.82861 | 0.12 | 27.05.2010 01:05:00 | 0.82372 | \$ -6412.08 |
| 160 | Buy | 27.05.2010 00:15:00 | 1.43718 | 0.34 | 27.05.2010 01:50:00 | 1.43731 | \$ 465.75 |
| 161 | Buy | 27.05.2010 00:25:00 | 1.43707 | 0.34 | 27.05.2010 01:50:00 | 1.43733 | \$ 931.52 |
| 157 | Buy | 26.05.2010 23:15:00 | 1.43846 | 0.34 | 27.05.2010 02:30:00 | 1.43962 | \$ 3720.71 |
| 156 | Buy | 26.05.2010 23:05:00 | 1.43867 | 0.35 | 27.05.2010 02:30:00 | 1.43972 | \$ 3424.45 |
| 192 | Sell | 27.05.2010 02:30:00 | 109.583 | 0.35 | 27.05.2010 02:47:00 | 109.516 | \$ 1961.48 |
| 171 | Sell | 26.05.2010 22:25:00 | 1.06639 | 0.16 | 27.05.2010 02:55:00 | 1.0692 | \$ -3933.11 |
| 170 | Sell | 26.05.2010 22:20:00 | 1.0659 | 0.16 | 27.05.2010 02:55:00 | 1.0693 | \$ -4687.49 |
| 168 | Sell | 26.05.2010 22:05:00 | 1.06449 | 0.16 | 27.05.2010 02:55:00 | 1.06921 | \$ -6375.26 |
| 167 | Sell | 26.05.2010 22:00:00 | 1.06431 | 0.16 | 27.05.2010 02:55:00 | 1.06919 | \$ -6579.84 |
| 123 | Buy | 27.05.2010 00:30:00 | 89.825 | 0.27 | 27.05.2010 03:10:00 | 90.079 | \$ 6524.53 |
| 122 | Buy | 26.05.2010 22:35:00 | 89.881 | 0.27 | 27.05.2010 03:10:00 | 90.089 | \$ 5140.78 |
| 121 | Buy | 26.05.2010 22:30:00 | 89.901 | 0.28 | 27.05.2010 03:10:00 | 90.087 | \$ 4715.18 |
| 120 | Buy | 26.05.2010 22:00:00 | 90.042 | 0.28 | 27.05.2010 03:10:00 | 90.071 | \$ 319.18 |
| 163 | Buy | 27.05.2010 22:40:00 | 0.8474 | 0.11 | 27.05.2010 23:00:00 | 0.85034 | \$ 3272.2 |
| 172 | Sell | 27.05.2010 22:30:00 | 1.05173 | 0.15 | 27.05.2010 23:25:00 | 1.04853 | \$ 3650.56 |
| 149 | Buy | 27.05.2010 22:30:00 | 1.23458 | 0.34 | 27.05.2010 23:33:00 | 1.23577 | \$ 4263.47 |
| 150 | Buy | 27.05.2010 22:35:00 | 1.23406 | 0.34 | 27.05.2010 23:33:00 | 1.2358 | \$ 6233.98 |
| 151 | Buy | 27.05.2010 22:40:00 | 1.23286 | 0.33 | 27.05.2010 23:33:00 | 1.23565 | \$ 9701.88 |
| 193 | Buy | 27.05.2010 22:30:00 | 112.167 | 0.35 | 27.05.2010 23:37:00 | 112.514 | \$ 11752.45 |
| 194 | Buy | 27.05.2010 22:35:00 | 112.095 | 0.34 | 27.05.2010 23:37:00 | 112.495 | \$ 13218.92 |
| 195 | Buy | 27.05.2010 22:40:00 | 112.04 | 0.34 | 27.05.2010 23:37:00 | 112.503 | \$ 15361.1 |
| 44 | Buy | 27.05.2010 22:40:00 | 0.84656 | 0.18 | 28.05.2010 00:10:00 | 0.84825 | \$ 3822.87 |
| 43 | Buy | 27.05.2010 22:35:00 | 0.84683 | 0.18 | 28.05.2010 00:10:00 | 0.84833 | \$ 3357.34 |
| 42 | Buy | 27.05.2010 22:30:00 | 0.84727 | 0.18 | 28.05.2010 00:10:00 | 0.8482 | \$ 1960.76 |
| 164 | Buy | 28.05.2010 00:30:00 | 0.84977 | 0.11 | 28.05.2010 00:53:00 | 0.85006 | \$ 200.31 |
| 165 | Buy | 28.05.2010 00:35:00 | 0.84968 | 0.11 | 28.05.2010 00:53:00 | 0.85019 | \$ 455.33 |
| 152 | Buy | 28.05.2010 00:40:00 | 1.23461 | 0.35 | 28.05.2010 01:09:00 | 1.23522 | \$ 2249.75 |
| 168 | Buy | 28.05.2010 01:35:00 | 0.84741 | 0.11 | 28.05.2010 01:46:00 | 0.84777 | \$ 281.45 |
| 106 | Sell | 28.05.2010 01:45:00 | 1.1534 | 0.23 | 28.05.2010 02:18:00 | 1.15321 | \$ 501.1 |
| 154 | Buy | 28.05.2010 01:30:00 | 1.23444 | 0.34 | 28.05.2010 02:18:00 | 1.23476 | \$ 1146.48 |
| 198 | Buy | 28.05.2010 01:25:00 | 112.242 | 0.35 | 28.05.2010 02:18:00 | 112.311 | \$ 2022.17 |
| 199 | Buy | 28.05.2010 01:55:00 | 112.227 | 0.35 | 28.05.2010 02:18:00 | 112.33 | \$ 3212.24 |
| 153 | Buy | 28.05.2010 01:25:00 | 1.2345 | 0.35 | 28.05.2010 02:45:00 | 1.23649 | \$ 7339.37 |
| 176 | Sell | 28.05.2010 02:00:00 | 1.05015 | 0.15 | 28.05.2010 02:45:00 | 1.0488 | \$ 1432.97 |
| 175 | Sell | 28.05.2010 01:35:00 | 1.0498 | 0.15 | 28.05.2010 02:45:00 | 1.04881 | \$ 1001.45 |
| 174 | Sell | 28.05.2010 01:05:00 | 1.04975 | 0.15 | 28.05.2010 02:45:00 | 1.04876 | \$ 1001.45 |
| 173 | Sell | 28.05.2010 01:00:00 | 1.04949 | 0.15 | 28.05.2010 02:45:00 | 1.04876 | \$ 689.79 |
| 197 | Buy | 28.05.2010 01:10:00 | 112.356 | 0.35 | 28.05.2010 02:45:00 | 112.503 | \$ 4751.76 |
| 196 | Buy | 28.05.2010 01:00:00 | 112.378 | 0.36 | 28.05.2010 02:45:00 | 112.486 | \$ 3483.48 |
| 165 | Buy | 28.05.2010 02:20:00 | 1.45473 | 0.34 | 28.05.2010 02:50:00 | 1.45712 | \$ 8562.77 |
| 164 | Buy | 28.05.2010 01:30:00 | 1.455 | 0.34 | 28.05.2010 02:50:00 | 1.45713 | \$ 7631.26 |
| 163 | Buy | 28.05.2010 01:25:00 | 1.45615 | 0.35 | 28.05.2010 02:50:00 | 1.45726 | \$ 4093.82 |
| 162 | Buy | 28.05.2010 01:00:00 | 1.45638 | 0.35 | 28.05.2010 02:50:00 | 1.45727 | \$ 3282.43 |
| 167 | Buy | 28.05.2010 01:30:00 | 0.84808 | 0.11 | 28.05.2010 02:52:00 | 0.84899 | \$ 919.02 |
| 169 | Buy | 28.05.2010 01:50:00 | 0.84761 | 0.11 | 28.05.2010 02:52:00 | 0.84894 | \$ 1405.88 |
| 170 | Buy | 28.05.2010 01:55:00 | 0.84692 | 0.11 | 28.05.2010 02:52:00 | 0.849 | \$ 2275.28 |
| 166 | Buy | 28.05.2010 01:25:00 | 0.84933 | 0.11 | 28.05.2010 04:15:00 | 0.85198 | \$ 2936.03 |
| 105 | Sell | 28.05.2010 01:35:00 | 1.15287 | 0.24 | 28.05.2010 07:35:00 | 1.15612 | \$ -8987.51 |
| 104 | Sell | 28.05.2010 01:30:00 | 1.15276 | 0.24 | 28.05.2010 07:35:00 | 1.15606 | \$ -9125.74 |
| 124 | Sell | 31.05.2010 00:00:00 | 90.925 | 0.28 | 31.05.2010 01:20:00 | 90.924 | \$ -317.82 |
| 107 | Buy | 31.05.2010 01:00:00 | 1.15732 | 0.23 | 31.05.2010 01:29:00 | 1.15769 | \$ 977.87 |

| | | | | | | | |
|-----|------|---------------------|---------|------|---------------------|---------|--------------|
| 178 | Sell | 31.05.2010 01:35:00 | 1.05431 | 0.15 | 31.05.2010 03:10:00 | 1.05278 | \$ 1648.75 |
| 177 | Sell | 31.05.2010 01:30:00 | 1.05414 | 0.16 | 31.05.2010 03:10:00 | 1.05263 | \$ 1733.09 |
| 171 | Sell | 31.05.2010 21:25:00 | 0.84546 | 0.11 | 31.05.2010 22:15:00 | 0.84438 | \$ 1116.5 |
| 201 | Sell | 01.06.2010 00:06:00 | 112.294 | 0.36 | 01.06.2010 01:05:00 | 112.157 | \$ 4527.73 |
| 200 | Sell | 01.06.2010 00:00:00 | 112.275 | 0.36 | 01.06.2010 01:05:00 | 112.15 | \$ 4095.8 |
| 174 | Sell | 01.06.2010 00:15:00 | 0.84712 | 0.11 | 01.06.2010 01:09:00 | 0.847 | \$ 3.29 |
| 175 | Sell | 01.06.2010 00:35:00 | 0.84723 | 0.11 | 01.06.2010 01:09:00 | 0.84703 | \$ 96.05 |
| 173 | Sell | 31.05.2010 23:55:00 | 0.84612 | 0.11 | 01.06.2010 02:30:00 | 0.84454 | \$ 1675.31 |
| 172 | Sell | 31.05.2010 23:30:00 | 0.84529 | 0.11 | 01.06.2010 02:30:00 | 0.84463 | \$ 608.49 |
| 156 | Buy | 01.06.2010 02:10:00 | 1.22812 | 0.35 | 01.06.2010 05:10:00 | 1.22656 | \$ -5753.48 |
| 155 | Buy | 01.06.2010 02:00:00 | 1.22841 | 0.35 | 01.06.2010 05:10:00 | 1.22657 | \$ -6786.15 |
| 167 | Buy | 01.06.2010 02:05:00 | 1.45195 | 0.35 | 01.06.2010 08:10:00 | 1.4495 | \$ -9035.9 |
| 166 | Buy | 01.06.2010 02:00:00 | 1.45218 | 0.36 | 01.06.2010 08:10:00 | 1.4494 | \$ -10545.93 |
| 171 | Buy | 01.06.2010 23:05:00 | 1.46478 | 0.34 | 02.06.2010 01:35:00 | 1.46647 | \$ 5909.75 |
| 170 | Buy | 01.06.2010 23:00:00 | 1.46499 | 0.35 | 02.06.2010 01:35:00 | 1.46654 | \$ 5567.24 |
| 169 | Buy | 01.06.2010 22:30:00 | 1.46527 | 0.35 | 02.06.2010 01:35:00 | 1.46647 | \$ 4276.39 |
| 168 | Buy | 01.06.2010 21:55:00 | 1.46571 | 0.35 | 02.06.2010 01:35:00 | 1.46655 | \$ 2948.67 |
| 128 | Buy | 01.06.2010 23:35:00 | 90.993 | 0.27 | 02.06.2010 03:00:00 | 91.139 | \$ 3561.28 |
| 127 | Buy | 01.06.2010 23:30:00 | 91.008 | 0.28 | 02.06.2010 03:00:00 | 91.148 | \$ 3525.18 |
| 126 | Buy | 01.06.2010 23:10:00 | 91.042 | 0.28 | 02.06.2010 03:00:00 | 91.138 | \$ 2293.18 |
| 125 | Buy | 01.06.2010 23:00:00 | 91.063 | 0.28 | 02.06.2010 03:00:00 | 91.149 | \$ 2013.18 |
| 108 | Buy | 02.06.2010 23:00:00 | 1.15447 | 0.23 | 03.06.2010 00:55:00 | 1.15495 | \$ 1259.74 |
| 158 | Sell | 02.06.2010 22:15:00 | 1.22454 | 0.34 | 03.06.2010 01:30:00 | 1.22362 | \$ 3213.8 |
| 157 | Sell | 02.06.2010 22:10:00 | 1.224 | 0.34 | 03.06.2010 01:30:00 | 1.22376 | \$ 776.42 |
| 172 | Sell | 02.06.2010 22:20:00 | 1.46557 | 0.36 | 03.06.2010 01:30:00 | 1.46439 | \$ 4119.9 |
| 179 | Sell | 02.06.2010 22:25:00 | 0.83869 | 0.11 | 03.06.2010 01:30:00 | 0.84052 | \$ -2320.85 |
| 178 | Sell | 02.06.2010 22:20:00 | 0.83792 | 0.11 | 03.06.2010 01:30:00 | 0.84062 | \$ -3329.68 |
| 177 | Sell | 02.06.2010 22:15:00 | 0.83723 | 0.11 | 03.06.2010 01:30:00 | 0.84052 | \$ -4013.85 |
| 176 | Sell | 02.06.2010 22:00:00 | 0.83644 | 0.11 | 03.06.2010 01:30:00 | 0.84053 | \$ -4941.51 |
| 202 | Buy | 03.06.2010 02:30:00 | 112.723 | 0.36 | 03.06.2010 02:51:00 | 112.752 | \$ 638.22 |
| 180 | Sell | 03.06.2010 02:10:00 | 1.03964 | 0.15 | 03.06.2010 04:30:00 | 1.03846 | \$ 1229.2 |
| 179 | Sell | 03.06.2010 01:35:00 | 1.03916 | 0.15 | 03.06.2010 04:30:00 | 1.03856 | \$ 533.96 |
| 173 | Sell | 03.06.2010 21:30:00 | 1.46234 | 0.36 | 03.06.2010 22:28:00 | 1.46197 | \$ 1404.23 |
| 174 | Sell | 03.06.2010 21:35:00 | 1.46252 | 0.35 | 03.06.2010 22:28:00 | 1.46199 | \$ 1955.6 |
| 175 | Sell | 03.06.2010 21:40:00 | 1.46339 | 0.35 | 03.06.2010 22:28:00 | 1.46199 | \$ 5165.73 |
| 182 | Buy | 03.06.2010 21:35:00 | 1.04162 | 0.15 | 03.06.2010 22:28:00 | 1.04182 | \$ 54.35 |
| 183 | Buy | 03.06.2010 21:40:00 | 1.04061 | 0.15 | 03.06.2010 22:28:00 | 1.04185 | \$ 1300.32 |
| 184 | Buy | 03.06.2010 21:45:00 | 1.04001 | 0.15 | 03.06.2010 22:28:00 | 1.04189 | \$ 2067.07 |
| 180 | Sell | 03.06.2010 23:10:00 | 0.84446 | 0.11 | 04.06.2010 00:28:00 | 0.84319 | \$ 1315.84 |
| 181 | Sell | 03.06.2010 23:40:00 | 0.84472 | 0.11 | 04.06.2010 00:28:00 | 0.84323 | \$ 1570.94 |
| 182 | Sell | 03.06.2010 23:45:00 | 0.8452 | 0.11 | 04.06.2010 00:28:00 | 0.84319 | \$ 2173.93 |
| 186 | Buy | 03.06.2010 23:50:00 | 1.03971 | 0.15 | 04.06.2010 01:10:00 | 1.04083 | \$ 1114.38 |
| 185 | Buy | 03.06.2010 23:45:00 | 1.03995 | 0.15 | 04.06.2010 01:10:00 | 1.04076 | \$ 742.99 |
| 181 | Buy | 03.06.2010 21:30:00 | 1.0418 | 0.15 | 04.06.2010 01:10:00 | 1.04083 | \$ -1389.54 |
| 203 | Sell | 03.06.2010 23:40:00 | 112.811 | 0.36 | 04.06.2010 01:18:00 | 112.672 | \$ 4517.56 |
| 176 | Sell | 04.06.2010 02:00:00 | 1.46329 | 0.36 | 04.06.2010 04:10:00 | 1.46324 | \$ 189.76 |
| 159 | Sell | 04.06.2010 01:55:00 | 1.2169 | 0.35 | 04.06.2010 08:05:00 | 1.2174 | \$ -1844.91 |
| 189 | Buy | 07.06.2010 01:10:00 | 1.05994 | 0.15 | 07.06.2010 01:55:00 | 1.06388 | \$ 4535.05 |
| 188 | Buy | 07.06.2010 01:05:00 | 1.06019 | 0.15 | 07.06.2010 01:55:00 | 1.06386 | \$ 4211.58 |
| 187 | Buy | 07.06.2010 01:00:00 | 1.06033 | 0.16 | 07.06.2010 01:55:00 | 1.0638 | \$ 4236.78 |
| 204 | Buy | 07.06.2010 21:25:00 | 109.602 | 0.38 | 07.06.2010 21:33:00 | 109.631 | \$ 685.49 |
| 183 | Buy | 07.06.2010 22:00:00 | 0.81413 | 0.12 | 07.06.2010 22:13:00 | 0.81536 | \$ 1407.23 |
| 205 | Buy | 07.06.2010 21:45:00 | 109.479 | 0.38 | 07.06.2010 22:13:00 | 109.573 | \$ 3155.98 |
| 206 | Buy | 07.06.2010 21:50:00 | 109.468 | 0.37 | 07.06.2010 22:13:00 | 109.571 | \$ 3406.01 |
| 207 | Buy | 07.06.2010 21:55:00 | 109.461 | 0.37 | 07.06.2010 22:13:00 | 109.585 | \$ 4183.02 |
| 191 | Sell | 07.06.2010 21:40:00 | 1.05674 | 0.16 | 07.06.2010 22:14:00 | 1.05646 | \$ 160.4 |
| 192 | Sell | 07.06.2010 21:50:00 | 1.05755 | 0.16 | 07.06.2010 22:14:00 | 1.05647 | \$ 1183.29 |
| 177 | Buy | 07.06.2010 21:35:00 | 1.44689 | 0.36 | 07.06.2010 22:17:00 | 1.44735 | \$ 1745.01 |
| 132 | Buy | 07.06.2010 22:55:00 | 91.621 | 0.27 | 08.06.2010 01:05:00 | 91.49 | \$ -3917.72 |
| 131 | Buy | 07.06.2010 22:30:00 | 91.648 | 0.28 | 08.06.2010 01:05:00 | 91.481 | \$ -5070.82 |

| | | | | | | | |
|-----|------|---------------------|---------|------|---------------------|---------|--------------|
| 130 | Buy | 07.06.2010 22:25:00 | 91.676 | 0.28 | 08.06.2010 01:05:00 | 91.487 | \$ -5686.82 |
| 129 | Buy | 07.06.2010 22:00:00 | 91.727 | 0.28 | 08.06.2010 01:05:00 | 91.482 | \$ -7254.82 |
| 211 | Buy | 07.06.2010 22:55:00 | 109.167 | 0.37 | 08.06.2010 01:05:00 | 109.032 | \$ -5566.55 |
| 210 | Buy | 07.06.2010 22:45:00 | 109.229 | 0.37 | 08.06.2010 01:05:00 | 109.04 | \$ -7564.75 |
| 209 | Buy | 07.06.2010 22:30:00 | 109.309 | 0.38 | 08.06.2010 01:05:00 | 109.031 | \$ -11151.51 |
| 208 | Buy | 07.06.2010 22:25:00 | 109.405 | 0.38 | 08.06.2010 01:05:00 | 109.04 | \$ -14457.87 |
| 109 | Sell | 07.06.2010 23:00:00 | 1.16354 | 0.23 | 08.06.2010 01:10:00 | 1.16292 | \$ 1510.02 |
| 163 | Buy | 07.06.2010 22:45:00 | 1.19184 | 0.34 | 08.06.2010 01:15:00 | 1.19213 | \$ 839.09 |
| 162 | Buy | 07.06.2010 22:35:00 | 1.19202 | 0.35 | 08.06.2010 01:15:00 | 1.19218 | \$ 384.31 |
| 161 | Buy | 07.06.2010 22:30:00 | 1.19269 | 0.35 | 08.06.2010 01:15:00 | 1.19213 | \$ -2271.14 |
| 160 | Buy | 07.06.2010 21:25:00 | 1.19346 | 0.35 | 08.06.2010 01:15:00 | 1.19219 | \$ -4889.71 |
| 195 | Sell | 07.06.2010 22:30:00 | 1.05926 | 0.16 | 08.06.2010 01:20:00 | 1.05994 | \$ -1114.6 |
| 194 | Sell | 07.06.2010 22:25:00 | 1.05812 | 0.16 | 08.06.2010 01:20:00 | 1.05999 | \$ -2636.14 |
| 193 | Sell | 07.06.2010 22:20:00 | 1.05775 | 0.16 | 08.06.2010 01:20:00 | 1.05988 | \$ -2968.59 |
| 190 | Sell | 07.06.2010 21:35:00 | 1.05616 | 0.16 | 08.06.2010 01:20:00 | 1.06001 | \$ -5167.79 |
| 178 | Buy | 07.06.2010 22:30:00 | 1.44649 | 0.36 | 08.06.2010 01:25:00 | 1.44766 | \$ 4284.76 |
| 187 | Buy | 07.06.2010 22:40:00 | 0.81207 | 0.12 | 08.06.2010 01:30:00 | 0.81166 | \$ -693.37 |
| 186 | Buy | 07.06.2010 22:35:00 | 0.81225 | 0.12 | 08.06.2010 01:30:00 | 0.81162 | \$ -971.57 |
| 185 | Buy | 07.06.2010 22:30:00 | 0.81268 | 0.12 | 08.06.2010 01:30:00 | 0.81176 | \$ -1338.31 |
| 184 | Buy | 07.06.2010 22:20:00 | 0.81358 | 0.12 | 08.06.2010 01:30:00 | 0.8117 | \$ -2552.31 |
| 113 | Sell | 08.06.2010 22:20:00 | 1.15475 | 0.23 | 08.06.2010 23:45:00 | 1.15124 | \$ 9297.29 |
| 112 | Sell | 08.06.2010 22:15:00 | 1.15471 | 0.23 | 08.06.2010 23:45:00 | 1.15118 | \$ 9350.28 |
| 111 | Sell | 08.06.2010 21:50:00 | 1.15431 | 0.23 | 08.06.2010 23:45:00 | 1.15136 | \$ 7813.6 |
| 110 | Sell | 08.06.2010 21:40:00 | 1.15403 | 0.23 | 08.06.2010 23:45:00 | 1.15127 | \$ 7310.2 |
| 48 | Buy | 08.06.2010 23:30:00 | 0.82795 | 0.19 | 09.06.2010 01:30:00 | 0.82825 | \$ 440.36 |
| 47 | Buy | 08.06.2010 23:00:00 | 0.82819 | 0.19 | 09.06.2010 01:30:00 | 0.82827 | \$ -128.62 |
| 46 | Buy | 08.06.2010 22:55:00 | 0.82835 | 0.19 | 09.06.2010 01:30:00 | 0.82815 | \$ -852.77 |
| 45 | Buy | 08.06.2010 22:15:00 | 0.82868 | 0.19 | 09.06.2010 01:30:00 | 0.82816 | \$ -1680.38 |
| 167 | Sell | 09.06.2010 00:00:00 | 1.19718 | 0.34 | 09.06.2010 02:45:00 | 1.19579 | \$ 4982.29 |
| 166 | Sell | 08.06.2010 23:45:00 | 1.19681 | 0.35 | 09.06.2010 02:45:00 | 1.19561 | \$ 4398.99 |
| 165 | Sell | 08.06.2010 23:35:00 | 1.19579 | 0.35 | 09.06.2010 02:45:00 | 1.19572 | \$ 229.52 |
| 164 | Sell | 08.06.2010 23:30:00 | 1.19553 | 0.35 | 09.06.2010 02:45:00 | 1.19576 | \$ -877.43 |
| 215 | Sell | 08.06.2010 23:45:00 | 109.443 | 0.35 | 09.06.2010 02:45:00 | 109.306 | \$ 4333.9 |
| 214 | Sell | 08.06.2010 23:35:00 | 109.356 | 0.36 | 09.06.2010 02:45:00 | 109.318 | \$ 894.03 |
| 213 | Sell | 08.06.2010 23:30:00 | 109.342 | 0.36 | 09.06.2010 02:45:00 | 109.3 | \$ 1038.1 |
| 212 | Sell | 08.06.2010 23:25:00 | 109.267 | 0.37 | 09.06.2010 02:45:00 | 109.307 | \$ -1966.8 |
| 136 | Sell | 08.06.2010 23:40:00 | 91.465 | 0.27 | 09.06.2010 02:50:00 | 91.362 | \$ 2335.48 |
| 135 | Sell | 08.06.2010 23:30:00 | 91.44 | 0.27 | 09.06.2010 02:50:00 | 91.364 | \$ 1606.48 |
| 134 | Sell | 08.06.2010 22:45:00 | 91.409 | 0.27 | 09.06.2010 02:50:00 | 91.346 | \$ 1255.48 |
| 133 | Sell | 08.06.2010 22:30:00 | 91.349 | 0.27 | 09.06.2010 02:50:00 | 91.348 | \$ -418.52 |
| 182 | Sell | 08.06.2010 22:55:00 | 1.44257 | 0.35 | 09.06.2010 03:05:00 | 1.44344 | \$ -3326.3 |
| 181 | Sell | 08.06.2010 22:45:00 | 1.44211 | 0.35 | 09.06.2010 03:05:00 | 1.44352 | \$ -5318.79 |
| 180 | Sell | 08.06.2010 22:40:00 | 1.44141 | 0.36 | 09.06.2010 03:05:00 | 1.44337 | \$ -7558.14 |
| 179 | Sell | 08.06.2010 22:30:00 | 1.44034 | 0.36 | 09.06.2010 03:05:00 | 1.44346 | \$ -11960.6 |
| 114 | Sell | 09.06.2010 01:00:00 | 1.15325 | 0.24 | 09.06.2010 06:00:00 | 1.15303 | \$ 605.82 |
| 191 | Buy | 09.06.2010 22:00:00 | 0.82753 | 0.11 | 09.06.2010 22:11:00 | 0.82811 | \$ 536.48 |
| 198 | Sell | 09.06.2010 22:00:00 | 1.04428 | 0.16 | 09.06.2010 22:11:00 | 1.04351 | \$ 786.92 |
| 192 | Buy | 09.06.2010 22:15:00 | 0.82748 | 0.11 | 09.06.2010 22:31:00 | 0.82844 | \$ 976.97 |
| 185 | Buy | 09.06.2010 22:20:00 | 1.45229 | 0.35 | 09.06.2010 22:37:00 | 1.45264 | \$ 1290.84 |
| 184 | Buy | 09.06.2010 22:00:00 | 1.45257 | 0.35 | 09.06.2010 23:35:00 | 1.45305 | \$ 1770.3 |
| 140 | Buy | 09.06.2010 21:50:00 | 91.181 | 0.27 | 09.06.2010 23:40:00 | 91.267 | \$ 1988.53 |
| 139 | Buy | 09.06.2010 21:45:00 | 91.206 | 0.27 | 09.06.2010 23:40:00 | 91.257 | \$ 1043.53 |
| 138 | Buy | 09.06.2010 21:40:00 | 91.262 | 0.27 | 09.06.2010 23:40:00 | 91.263 | \$ -306.47 |
| 137 | Buy | 09.06.2010 21:35:00 | 91.289 | 0.28 | 09.06.2010 23:40:00 | 91.252 | \$ -1381.82 |
| 193 | Buy | 09.06.2010 22:55:00 | 0.82668 | 0.11 | 10.06.2010 00:07:00 | 0.82778 | \$ 1065.88 |
| 190 | Buy | 09.06.2010 21:55:00 | 0.82858 | 0.11 | 10.06.2010 00:20:00 | 0.82937 | \$ 706.53 |
| 189 | Buy | 09.06.2010 21:50:00 | 0.82918 | 0.11 | 10.06.2010 00:20:00 | 0.82929 | \$ -81.72 |
| 188 | Buy | 09.06.2010 21:25:00 | 0.82968 | 0.11 | 10.06.2010 00:20:00 | 0.82946 | \$ -464.27 |
| 199 | Sell | 09.06.2010 22:50:00 | 1.04462 | 0.16 | 10.06.2010 01:25:00 | 1.04392 | \$ 554.8 |
| 197 | Sell | 09.06.2010 21:55:00 | 1.04352 | 0.16 | 10.06.2010 01:25:00 | 1.04393 | \$ -864.46 |

| | | | | | | | |
|-----|------|---------------------|---------|------|---------------------|---------|--------------|
| 196 | Sell | 09.06.2010 21:25:00 | 1.04245 | 0.16 | 10.06.2010 01:25:00 | 1.04395 | \$ -2258.14 |
| 118 | Sell | 09.06.2010 23:45:00 | 1.14876 | 0.24 | 10.06.2010 01:40:00 | 1.14771 | \$ 2492.47 |
| 117 | Sell | 09.06.2010 21:55:00 | 1.14865 | 0.24 | 10.06.2010 01:40:00 | 1.14769 | \$ 2243.66 |
| 116 | Sell | 09.06.2010 21:50:00 | 1.14829 | 0.24 | 10.06.2010 01:40:00 | 1.14773 | \$ 1137.79 |
| 115 | Sell | 09.06.2010 21:25:00 | 1.14776 | 0.24 | 10.06.2010 01:40:00 | 1.14753 | \$ 225.46 |
| 171 | Buy | 09.06.2010 22:20:00 | 1.19823 | 0.35 | 10.06.2010 01:40:00 | 1.19911 | \$ 2628.19 |
| 170 | Buy | 09.06.2010 22:00:00 | 1.19842 | 0.35 | 10.06.2010 01:40:00 | 1.19911 | \$ 1927.45 |
| 169 | Buy | 09.06.2010 21:55:00 | 1.19891 | 0.35 | 10.06.2010 01:40:00 | 1.199 | \$ -285.42 |
| 168 | Buy | 09.06.2010 21:50:00 | 1.19957 | 0.36 | 10.06.2010 01:40:00 | 1.19912 | \$ -2342.08 |
| 219 | Buy | 09.06.2010 21:50:00 | 109.364 | 0.35 | 10.06.2010 01:40:00 | 109.497 | \$ 3796.56 |
| 218 | Buy | 09.06.2010 21:45:00 | 109.473 | 0.36 | 10.06.2010 01:40:00 | 109.515 | \$ 628.66 |
| 217 | Buy | 09.06.2010 21:40:00 | 109.57 | 0.37 | 10.06.2010 01:40:00 | 109.512 | \$ -3054.27 |
| 216 | Buy | 09.06.2010 21:25:00 | 109.596 | 0.37 | 10.06.2010 01:40:00 | 109.507 | \$ -4201.36 |
| 186 | Buy | 10.06.2010 02:30:00 | 1.45298 | 0.35 | 10.06.2010 03:10:00 | 1.45376 | \$ 2876.74 |
| 200 | Sell | 10.06.2010 02:30:00 | 1.04515 | 0.16 | 10.06.2010 03:11:00 | 1.04425 | \$ 953.14 |
| 183 | Buy | 09.06.2010 21:55:00 | 1.45368 | 0.35 | 10.06.2010 06:20:00 | 1.45636 | \$ 9436.09 |
| 172 | Buy | 10.06.2010 22:05:00 | 1.20903 | 0.35 | 10.06.2010 22:45:00 | 1.21259 | \$ 13129.72 |
| 50 | Buy | 10.06.2010 22:05:00 | 0.82225 | 0.19 | 10.06.2010 23:00:00 | 0.82505 | \$ 7006.87 |
| 49 | Buy | 10.06.2010 22:00:00 | 0.82261 | 0.19 | 10.06.2010 23:00:00 | 0.82505 | \$ 6075.82 |
| 119 | Sell | 10.06.2010 22:00:00 | 1.14495 | 0.24 | 10.06.2010 23:19:00 | 1.14304 | \$ 5278.08 |
| 120 | Sell | 10.06.2010 22:15:00 | 1.14523 | 0.24 | 10.06.2010 23:19:00 | 1.14301 | \$ 6135.13 |
| 174 | Buy | 11.06.2010 01:30:00 | 1.21009 | 0.35 | 11.06.2010 02:25:00 | 1.21187 | \$ 6564.86 |
| 173 | Buy | 11.06.2010 01:25:00 | 1.21032 | 0.36 | 11.06.2010 02:25:00 | 1.21182 | \$ 5690.25 |
| 187 | Buy | 11.06.2010 01:00:00 | 1.46972 | 0.36 | 11.06.2010 02:25:00 | 1.47148 | \$ 6676.56 |
| 197 | Buy | 11.06.2010 01:30:00 | 0.84732 | 0.11 | 11.06.2010 02:25:00 | 0.85013 | \$ 3121.5 |
| 196 | Buy | 11.06.2010 01:20:00 | 0.84767 | 0.11 | 11.06.2010 02:25:00 | 0.85001 | \$ 2576.67 |
| 195 | Buy | 11.06.2010 00:40:00 | 0.84821 | 0.11 | 11.06.2010 02:25:00 | 0.85014 | \$ 2101.4 |
| 194 | Buy | 11.06.2010 00:30:00 | 0.8486 | 0.11 | 11.06.2010 02:25:00 | 0.85019 | \$ 1707.27 |
| 220 | Buy | 11.06.2010 01:30:00 | 110.487 | 0.36 | 11.06.2010 02:25:00 | 110.784 | \$ 10294.23 |
| 177 | Sell | 14.06.2010 00:15:00 | 1.21284 | 0.35 | 14.06.2010 00:46:00 | 1.21261 | \$ 848.66 |
| 201 | Buy | 14.06.2010 00:00:00 | 1.03148 | 0.16 | 14.06.2010 00:51:00 | 1.03394 | \$ 2946.07 |
| 221 | Sell | 14.06.2010 00:05:00 | 111.276 | 0.36 | 14.06.2010 01:16:00 | 111.21 | \$ 1975.36 |
| 222 | Sell | 14.06.2010 00:15:00 | 111.298 | 0.36 | 14.06.2010 01:16:00 | 111.197 | \$ 3235.29 |
| 188 | Sell | 14.06.2010 00:05:00 | 1.45734 | 0.36 | 14.06.2010 01:36:00 | 1.45614 | \$ 4554.27 |
| 176 | Sell | 14.06.2010 00:05:00 | 1.21276 | 0.35 | 14.06.2010 01:37:00 | 1.21246 | \$ 1106.94 |
| 225 | Sell | 14.06.2010 02:10:00 | 111.745 | 0.35 | 14.06.2010 02:31:00 | 111.699 | \$ 1218.88 |
| 226 | Sell | 14.06.2010 02:15:00 | 111.774 | 0.35 | 14.06.2010 02:31:00 | 111.7 | \$ 2198.79 |
| 191 | Sell | 14.06.2010 02:05:00 | 1.45998 | 0.35 | 14.06.2010 02:36:00 | 1.45854 | \$ 5313.32 |
| 190 | Sell | 14.06.2010 01:45:00 | 1.45831 | 0.36 | 14.06.2010 03:41:00 | 1.45806 | \$ 948.8 |
| 124 | Buy | 14.06.2010 01:45:00 | 1.14604 | 0.24 | 14.06.2010 03:55:00 | 1.14634 | \$ 826.89 |
| 123 | Buy | 14.06.2010 01:40:00 | 1.14716 | 0.24 | 14.06.2010 03:55:00 | 1.1462 | \$ -2656.13 |
| 122 | Buy | 14.06.2010 00:10:00 | 1.14757 | 0.24 | 14.06.2010 03:55:00 | 1.14638 | \$ -3291.91 |
| 121 | Buy | 14.06.2010 00:05:00 | 1.14786 | 0.25 | 14.06.2010 03:55:00 | 1.14626 | \$ -4609.66 |
| 204 | Buy | 14.06.2010 02:10:00 | 1.03116 | 0.15 | 14.06.2010 05:45:00 | 1.0307 | \$ -736.36 |
| 203 | Buy | 14.06.2010 02:05:00 | 1.03158 | 0.16 | 14.06.2010 05:45:00 | 1.03064 | \$ -1398.85 |
| 202 | Buy | 14.06.2010 02:00:00 | 1.03242 | 0.16 | 14.06.2010 05:45:00 | 1.03075 | \$ -2331.74 |
| 175 | Sell | 14.06.2010 00:00:00 | 1.21164 | 0.36 | 14.06.2010 10:00:00 | 1.21743 | \$ -21974.37 |
| 224 | Sell | 14.06.2010 02:05:00 | 111.669 | 0.36 | 14.06.2010 10:00:00 | 111.708 | \$ -1806.0 |
| 223 | Sell | 14.06.2010 02:00:00 | 111.399 | 0.37 | 14.06.2010 10:00:00 | 111.714 | \$ -12067.19 |
| 180 | Sell | 14.06.2010 02:00:00 | 1.21422 | 0.35 | 14.06.2010 10:50:00 | 1.21644 | \$ -8191.36 |
| 179 | Sell | 14.06.2010 01:45:00 | 1.21403 | 0.35 | 14.06.2010 10:50:00 | 1.2163 | \$ -8375.86 |
| 178 | Sell | 14.06.2010 01:40:00 | 1.21316 | 0.36 | 14.06.2010 10:50:00 | 1.21632 | \$ -11992.92 |
| 189 | Sell | 14.06.2010 01:40:00 | 1.45711 | 0.36 | 14.06.2010 11:40:00 | 1.46795 | \$ -41140.27 |
| 198 | Buy | 14.06.2010 21:25:00 | 0.85916 | 0.11 | 14.06.2010 22:04:00 | 0.86029 | \$ 1174.04 |
| 199 | Buy | 14.06.2010 21:40:00 | 0.85895 | 0.11 | 14.06.2010 22:04:00 | 0.86032 | \$ 1452.24 |
| 228 | Buy | 14.06.2010 21:30:00 | 111.899 | 0.36 | 14.06.2010 22:04:00 | 111.949 | \$ 1397.17 |
| 229 | Buy | 14.06.2010 21:35:00 | 111.816 | 0.35 | 14.06.2010 22:04:00 | 111.952 | \$ 4368.65 |
| 181 | Buy | 14.06.2010 21:35:00 | 1.22237 | 0.34 | 14.06.2010 22:20:00 | 1.22491 | \$ 9100.18 |
| 205 | Sell | 14.06.2010 21:25:00 | 1.0322 | 0.16 | 14.06.2010 22:26:00 | 1.0311 | \$ 1208.86 |
| 206 | Sell | 14.06.2010 21:40:00 | 1.03234 | 0.16 | 14.06.2010 22:26:00 | 1.03116 | \$ 1311.14 |

| | | | | | | | |
|-----|------|---------------------|---------|------|---------------------|---------|--------------|
| 227 | Buy | 14.06.2010 21:25:00 | 111.96 | 0.36 | 14.06.2010 22:26:00 | 112.03 | \$ 2116.97 |
| 141 | Buy | 14.06.2010 21:30:00 | 91.464 | 0.28 | 15.06.2010 00:55:00 | 91.644 | \$ 4645.18 |
| 210 | Sell | 14.06.2010 23:40:00 | 1.03333 | 0.15 | 15.06.2010 01:05:00 | 1.03257 | \$ 681.17 |
| 209 | Sell | 14.06.2010 23:30:00 | 1.03309 | 0.15 | 15.06.2010 01:05:00 | 1.03268 | \$ 261.64 |
| 208 | Sell | 14.06.2010 22:40:00 | 1.03278 | 0.16 | 15.06.2010 01:05:00 | 1.03268 | \$ -117.29 |
| 207 | Sell | 14.06.2010 22:35:00 | 1.03192 | 0.16 | 15.06.2010 01:05:00 | 1.03263 | \$ -1152.96 |
| 203 | Buy | 15.06.2010 00:20:00 | 0.85723 | 0.11 | 15.06.2010 01:10:00 | 0.86006 | \$ 3144.68 |
| 202 | Buy | 15.06.2010 00:10:00 | 0.85769 | 0.11 | 15.06.2010 01:10:00 | 0.86004 | \$ 2588.27 |
| 201 | Buy | 15.06.2010 00:05:00 | 0.85836 | 0.11 | 15.06.2010 01:10:00 | 0.85993 | \$ 1684.09 |
| 200 | Buy | 14.06.2010 23:15:00 | 0.85857 | 0.11 | 15.06.2010 01:10:00 | 0.86002 | \$ 1520.52 |
| 230 | Buy | 14.06.2010 23:00:00 | 111.82 | 0.36 | 15.06.2010 01:10:00 | 111.974 | \$ 4978.38 |
| 195 | Buy | 15.06.2010 01:00:00 | 1.47329 | 0.34 | 15.06.2010 01:35:00 | 1.47472 | \$ 5123.33 |
| 194 | Buy | 15.06.2010 00:25:00 | 1.4735 | 0.35 | 15.06.2010 01:35:00 | 1.4749 | \$ 5163.37 |
| 193 | Buy | 14.06.2010 23:55:00 | 1.47404 | 0.35 | 15.06.2010 01:35:00 | 1.47478 | \$ 2579.85 |
| 192 | Buy | 14.06.2010 23:00:00 | 1.47467 | 0.35 | 15.06.2010 01:35:00 | 1.47482 | \$ 403.86 |
| 185 | Buy | 15.06.2010 00:45:00 | 1.22094 | 0.33 | 15.06.2010 01:49:00 | 1.2215 | \$ 1947.33 |
| 125 | Sell | 14.06.2010 23:00:00 | 1.14256 | 0.24 | 15.06.2010 03:15:00 | 1.14197 | \$ 1492.74 |
| 196 | Buy | 15.06.2010 02:00:00 | 1.47325 | 0.35 | 15.06.2010 03:20:00 | 1.47493 | \$ 6196.05 |
| 184 | Buy | 15.06.2010 00:20:00 | 1.22159 | 0.34 | 15.06.2010 03:25:00 | 1.22271 | \$ 4012.68 |
| 183 | Buy | 14.06.2010 23:55:00 | 1.22178 | 0.34 | 15.06.2010 03:25:00 | 1.22277 | \$ 3347.01 |
| 182 | Buy | 14.06.2010 23:00:00 | 1.22217 | 0.34 | 15.06.2010 03:25:00 | 1.22277 | \$ 1949.74 |
| 204 | Buy | 15.06.2010 02:30:00 | 0.85741 | 0.11 | 15.06.2010 03:30:00 | 0.85913 | \$ 1857.96 |
| 129 | Sell | 15.06.2010 22:10:00 | 1.13328 | 0.24 | 15.06.2010 23:28:00 | 1.13293 | \$ 965.22 |
| 130 | Sell | 15.06.2010 23:35:00 | 1.13336 | 0.24 | 16.06.2010 02:40:00 | 1.13308 | \$ 635.7 |
| 128 | Sell | 15.06.2010 21:50:00 | 1.13306 | 0.24 | 16.06.2010 02:40:00 | 1.13322 | \$ -580.74 |
| 127 | Sell | 15.06.2010 21:45:00 | 1.13259 | 0.24 | 16.06.2010 02:40:00 | 1.13311 | \$ -1576.02 |
| 126 | Sell | 15.06.2010 21:25:00 | 1.1321 | 0.24 | 16.06.2010 02:40:00 | 1.13319 | \$ -3151.86 |
| 198 | Buy | 16.06.2010 02:05:00 | 1.47911 | 0.35 | 16.06.2010 02:56:00 | 1.47925 | \$ 516.34 |
| 199 | Buy | 16.06.2010 02:10:00 | 1.47891 | 0.35 | 16.06.2010 02:56:00 | 1.47929 | \$ 1401.49 |
| 233 | Buy | 16.06.2010 02:10:00 | 112.618 | 0.36 | 16.06.2010 02:56:00 | 112.653 | \$ 854.59 |
| 234 | Buy | 16.06.2010 02:15:00 | 112.606 | 0.35 | 16.06.2010 02:56:00 | 112.647 | \$ 1040.89 |
| 197 | Buy | 15.06.2010 23:35:00 | 1.4798 | 0.36 | 16.06.2010 03:35:00 | 1.48107 | \$ 4664.12 |
| 206 | Buy | 16.06.2010 02:10:00 | 0.86317 | 0.11 | 16.06.2010 04:10:00 | 0.86515 | \$ 2159.36 |
| 205 | Buy | 16.06.2010 01:30:00 | 0.86376 | 0.11 | 16.06.2010 04:10:00 | 0.86513 | \$ 1452.25 |
| 231 | Buy | 16.06.2010 01:35:00 | 112.673 | 0.36 | 16.06.2010 04:22:00 | 112.806 | \$ 4382.4 |
| 232 | Buy | 16.06.2010 02:05:00 | 112.648 | 0.36 | 16.06.2010 04:22:00 | 112.817 | \$ 5678.5 |
| 189 | Buy | 16.06.2010 01:35:00 | 1.2317 | 0.33 | 16.06.2010 06:15:00 | 1.23201 | \$ 1077.98 |
| 188 | Buy | 15.06.2010 23:45:00 | 1.23231 | 0.34 | 16.06.2010 06:15:00 | 1.2321 | \$ -952.28 |
| 187 | Buy | 15.06.2010 23:40:00 | 1.23237 | 0.34 | 16.06.2010 06:15:00 | 1.2319 | \$ -1883.8 |
| 186 | Buy | 15.06.2010 23:35:00 | 1.23266 | 0.35 | 16.06.2010 06:15:00 | 1.23205 | \$ -2455.54 |
| 202 | Buy | 16.06.2010 22:20:00 | 1.47772 | 0.35 | 16.06.2010 22:48:00 | 1.47789 | \$ 626.98 |
| 211 | Sell | 16.06.2010 22:30:00 | 1.02549 | 0.16 | 17.06.2010 00:09:00 | 1.02518 | \$ 56.14 |
| 54 | Sell | 16.06.2010 23:20:00 | 0.83525 | 0.18 | 17.06.2010 01:15:00 | 0.83507 | \$ 138.31 |
| 53 | Sell | 16.06.2010 23:05:00 | 0.8348 | 0.18 | 17.06.2010 01:15:00 | 0.83515 | \$ -1161.59 |
| 52 | Sell | 16.06.2010 23:00:00 | 0.83329 | 0.19 | 17.06.2010 01:15:00 | 0.83499 | \$ -4721.11 |
| 51 | Sell | 16.06.2010 22:00:00 | 0.83216 | 0.19 | 17.06.2010 01:15:00 | 0.83506 | \$ -7827.77 |
| 134 | Sell | 16.06.2010 21:50:00 | 1.12943 | 0.24 | 17.06.2010 07:15:00 | 1.1305 | \$ -3368.59 |
| 133 | Sell | 16.06.2010 21:45:00 | 1.1292 | 0.24 | 17.06.2010 07:15:00 | 1.1305 | \$ -4004.46 |
| 132 | Sell | 16.06.2010 21:35:00 | 1.12908 | 0.24 | 17.06.2010 07:15:00 | 1.13043 | \$ -4142.69 |
| 131 | Sell | 16.06.2010 21:30:00 | 1.12795 | 0.24 | 17.06.2010 07:15:00 | 1.13049 | \$ -7432.62 |
| 200 | Buy | 16.06.2010 22:00:00 | 1.47908 | 0.36 | 17.06.2010 08:00:00 | 1.46914 | \$ -38168.28 |
| 201 | Buy | 16.06.2010 22:10:00 | 1.47801 | 0.35 | 17.06.2010 08:10:00 | 1.46941 | \$ -32165.96 |
| 203 | Buy | 16.06.2010 22:55:00 | 1.47738 | 0.35 | 17.06.2010 08:55:00 | 1.46948 | \$ -29584.27 |
| 204 | Buy | 16.06.2010 23:00:00 | 1.47608 | 0.34 | 17.06.2010 09:00:00 | 1.471 | \$ -18635.65 |
| 212 | Buy | 17.06.2010 21:25:00 | 1.02634 | 0.16 | 17.06.2010 22:20:00 | 1.02852 | \$ 2588.26 |
| 145 | Sell | 18.06.2010 00:05:00 | 91.025 | 0.27 | 18.06.2010 00:40:00 | 90.931 | \$ 2204.53 |
| 144 | Sell | 17.06.2010 23:10:00 | 91.007 | 0.28 | 18.06.2010 00:40:00 | 90.93 | \$ 1693.98 |
| 143 | Sell | 17.06.2010 23:05:00 | 90.974 | 0.28 | 18.06.2010 00:40:00 | 90.942 | \$ 433.98 |
| 142 | Sell | 17.06.2010 23:00:00 | 90.967 | 0.28 | 18.06.2010 00:40:00 | 90.937 | \$ 377.98 |
| 205 | Buy | 18.06.2010 01:30:00 | 1.48063 | 0.33 | 18.06.2010 06:40:00 | 1.48231 | \$ 5841.99 |

| | | | | | | | |
|-----|------|---------------------|---------|------|---------------------|---------|-------------|
| 191 | Sell | 21.06.2010 00:05:00 | 1.24476 | 0.34 | 21.06.2010 00:36:00 | 1.2434 | \$ 4874.76 |
| 192 | Sell | 21.06.2010 00:10:00 | 1.24508 | 0.33 | 21.06.2010 00:36:00 | 1.24349 | \$ 5531.54 |
| 193 | Sell | 21.06.2010 00:15:00 | 1.24563 | 0.33 | 21.06.2010 00:36:00 | 1.24345 | \$ 7584.13 |
| 235 | Sell | 21.06.2010 00:05:00 | 112.475 | 0.37 | 21.06.2010 00:52:00 | 112.457 | \$ 249.85 |
| 236 | Sell | 21.06.2010 00:15:00 | 112.66 | 0.36 | 21.06.2010 00:52:00 | 112.456 | \$ 6938.4 |
| 206 | Sell | 21.06.2010 00:30:00 | 1.48597 | 0.33 | 21.06.2010 02:24:00 | 1.48372 | \$ 7827.66 |
| 207 | Sell | 21.06.2010 00:40:00 | 1.48612 | 0.33 | 21.06.2010 02:24:00 | 1.48384 | \$ 7932.03 |
| 208 | Sell | 21.06.2010 00:45:00 | 1.48673 | 0.32 | 21.06.2010 02:24:00 | 1.48371 | \$ 10188.08 |
| 190 | Sell | 21.06.2010 00:00:00 | 1.23948 | 0.35 | 21.06.2010 04:20:00 | 1.23904 | \$ 1623.51 |
| 237 | Buy | 21.06.2010 21:30:00 | 112.045 | 0.37 | 21.06.2010 21:49:00 | 112.08 | \$ 880.44 |
| 216 | Sell | 21.06.2010 22:20:00 | 1.0256 | 0.15 | 21.06.2010 22:41:00 | 1.02531 | \$ 162.36 |
| 239 | Buy | 21.06.2010 22:20:00 | 111.871 | 0.37 | 21.06.2010 22:41:00 | 111.916 | \$ 1251.09 |
| 146 | Buy | 21.06.2010 21:30:00 | 90.91 | 0.28 | 21.06.2010 23:05:00 | 91.029 | \$ 2986.18 |
| 215 | Sell | 21.06.2010 22:15:00 | 1.02469 | 0.16 | 21.06.2010 23:26:00 | 1.02411 | \$ 543.98 |
| 217 | Sell | 21.06.2010 22:45:00 | 1.02574 | 0.15 | 21.06.2010 23:26:00 | 1.02418 | \$ 1684.7 |
| 209 | Buy | 21.06.2010 22:15:00 | 0.87636 | 0.11 | 21.06.2010 23:29:00 | 0.87656 | \$ 95.99 |
| 210 | Buy | 21.06.2010 22:20:00 | 0.87622 | 0.11 | 21.06.2010 23:29:00 | 0.87655 | \$ 246.67 |
| 238 | Buy | 21.06.2010 22:15:00 | 111.979 | 0.37 | 22.06.2010 00:00:00 | 112.105 | \$ 4080.11 |
| 208 | Buy | 21.06.2010 21:55:00 | 0.87709 | 0.11 | 22.06.2010 01:40:00 | 0.87683 | \$ -461.71 |
| 207 | Buy | 21.06.2010 21:50:00 | 0.87747 | 0.11 | 22.06.2010 01:40:00 | 0.87678 | \$ -960.17 |
| 214 | Sell | 21.06.2010 22:10:00 | 1.02388 | 0.16 | 22.06.2010 02:45:00 | 1.02329 | \$ 509.23 |
| 213 | Sell | 21.06.2010 22:05:00 | 1.0237 | 0.16 | 22.06.2010 02:45:00 | 1.02322 | \$ 368.58 |
| 209 | Buy | 21.06.2010 21:55:00 | 1.47567 | 0.34 | 22.06.2010 04:20:00 | 1.478 | \$ 8202.72 |
| 138 | Buy | 22.06.2010 02:25:00 | 1.10968 | 0.23 | 22.06.2010 04:50:00 | 1.11093 | \$ 3309.1 |
| 137 | Buy | 22.06.2010 02:20:00 | 1.11 | 0.24 | 22.06.2010 04:50:00 | 1.1108 | \$ 2209.04 |
| 136 | Buy | 22.06.2010 02:05:00 | 1.11021 | 0.24 | 22.06.2010 04:50:00 | 1.11094 | \$ 2015.54 |
| 135 | Buy | 22.06.2010 01:30:00 | 1.11055 | 0.24 | 22.06.2010 04:50:00 | 1.11095 | \$ 1103.31 |
| 210 | Buy | 22.06.2010 22:00:00 | 1.48125 | 0.34 | 22.06.2010 22:27:00 | 1.48199 | \$ 2651.23 |
| 141 | Sell | 22.06.2010 21:45:00 | 1.1076 | 0.24 | 23.06.2010 02:05:00 | 1.1073 | \$ 690.99 |
| 140 | Sell | 22.06.2010 21:35:00 | 1.10693 | 0.24 | 23.06.2010 02:05:00 | 1.10727 | \$ -1078.38 |
| 139 | Sell | 22.06.2010 21:30:00 | 1.10658 | 0.24 | 23.06.2010 02:05:00 | 1.10719 | \$ -1824.84 |
| 221 | Sell | 22.06.2010 21:40:00 | 1.02636 | 0.16 | 23.06.2010 02:05:00 | 1.02765 | \$ -1894.55 |
| 220 | Sell | 22.06.2010 21:35:00 | 1.02603 | 0.16 | 23.06.2010 02:05:00 | 1.02751 | \$ -2137.49 |
| 219 | Sell | 22.06.2010 21:30:00 | 1.0256 | 0.16 | 23.06.2010 02:05:00 | 1.02763 | \$ -2840.73 |
| 218 | Sell | 22.06.2010 21:25:00 | 1.02524 | 0.16 | 23.06.2010 02:05:00 | 1.02763 | \$ -3301.02 |
| 212 | Buy | 23.06.2010 00:45:00 | 1.4804 | 0.34 | 23.06.2010 02:15:00 | 1.48258 | \$ 7810.4 |
| 211 | Buy | 22.06.2010 23:00:00 | 1.48055 | 0.34 | 23.06.2010 02:15:00 | 1.48258 | \$ 7127.9 |
| 240 | Sell | 23.06.2010 02:05:00 | 111.172 | 0.38 | 23.06.2010 02:55:00 | 110.969 | \$ 7291.56 |
| 222 | Buy | 23.06.2010 02:30:00 | 1.0275 | 0.16 | 23.06.2010 03:15:00 | 1.029 | \$ 1719.27 |
| 214 | Buy | 22.06.2010 22:10:00 | 0.87337 | 0.11 | 23.06.2010 05:00:00 | 0.87183 | \$ -1945.49 |
| 213 | Buy | 22.06.2010 21:45:00 | 0.87379 | 0.11 | 23.06.2010 05:00:00 | 0.87194 | \$ -2304.85 |
| 212 | Buy | 22.06.2010 21:35:00 | 0.87539 | 0.11 | 23.06.2010 05:00:00 | 0.87182 | \$ -4298.67 |
| 211 | Buy | 22.06.2010 21:30:00 | 0.87564 | 0.11 | 23.06.2010 05:00:00 | 0.87192 | \$ -4472.55 |
| 242 | Sell | 23.06.2010 21:35:00 | 110.907 | 0.37 | 23.06.2010 21:46:00 | 110.77 | \$ 4658.66 |
| 243 | Sell | 23.06.2010 21:40:00 | 110.933 | 0.37 | 23.06.2010 21:46:00 | 110.766 | \$ 5768.57 |
| 197 | Sell | 23.06.2010 21:40:00 | 1.23278 | 0.34 | 23.06.2010 21:54:00 | 1.23258 | \$ 716.87 |
| 215 | Sell | 23.06.2010 21:30:00 | 0.87514 | 0.11 | 23.06.2010 21:54:00 | 0.87455 | \$ 548.3 |
| 216 | Sell | 23.06.2010 21:35:00 | 0.87627 | 0.11 | 23.06.2010 21:54:00 | 0.87463 | \$ 1765.86 |
| 223 | Buy | 23.06.2010 21:30:00 | 1.03781 | 0.16 | 23.06.2010 21:54:00 | 1.03817 | \$ 262.44 |
| 224 | Buy | 23.06.2010 21:35:00 | 1.03738 | 0.16 | 23.06.2010 21:54:00 | 1.03825 | \$ 914.18 |
| 225 | Buy | 23.06.2010 21:40:00 | 1.03725 | 0.16 | 23.06.2010 21:54:00 | 1.03819 | \$ 1003.63 |
| 241 | Sell | 23.06.2010 21:30:00 | 110.717 | 0.38 | 23.06.2010 22:11:00 | 110.683 | \$ 871.29 |
| 196 | Sell | 23.06.2010 21:35:00 | 1.23217 | 0.34 | 23.06.2010 22:26:00 | 1.23176 | \$ 1469.6 |
| 198 | Sell | 23.06.2010 21:55:00 | 1.23259 | 0.34 | 23.06.2010 22:26:00 | 1.23171 | \$ 3154.26 |
| 143 | Buy | 23.06.2010 21:30:00 | 1.10376 | 0.24 | 23.06.2010 22:46:00 | 1.10409 | \$ 909.82 |
| 144 | Buy | 23.06.2010 21:40:00 | 1.10329 | 0.24 | 23.06.2010 22:46:00 | 1.10412 | \$ 2291.97 |
| 145 | Buy | 23.06.2010 21:45:00 | 1.10276 | 0.24 | 23.06.2010 22:46:00 | 1.10407 | \$ 3618.83 |
| 57 | Sell | 23.06.2010 22:30:00 | 0.82421 | 0.18 | 23.06.2010 23:55:00 | 0.82265 | \$ 3603.79 |
| 56 | Sell | 23.06.2010 21:30:00 | 0.824 | 0.19 | 23.06.2010 23:55:00 | 0.82274 | \$ 3027.33 |
| 55 | Sell | 23.06.2010 21:25:00 | 0.82327 | 0.19 | 23.06.2010 23:55:00 | 0.82265 | \$ 1370.45 |

| | | | | | | | |
|-----|------|---------------------|---------|------|---------------------|---------|--------------|
| 246 | Sell | 24.06.2010 00:50:00 | 110.763 | 0.38 | 24.06.2010 02:15:00 | 110.675 | \$ 2923.08 |
| 245 | Sell | 24.06.2010 00:45:00 | 110.71 | 0.38 | 24.06.2010 02:15:00 | 110.687 | \$ 453.29 |
| 244 | Sell | 24.06.2010 00:30:00 | 110.69 | 0.38 | 24.06.2010 02:15:00 | 110.682 | \$ -116.65 |
| 195 | Sell | 23.06.2010 21:30:00 | 1.23025 | 0.35 | 24.06.2010 02:35:00 | 1.23062 | \$ -1451.53 |
| 194 | Sell | 23.06.2010 21:25:00 | 1.22799 | 0.36 | 24.06.2010 02:35:00 | 1.23076 | \$ -10601.54 |
| 226 | Buy | 23.06.2010 22:45:00 | 1.0373 | 0.16 | 24.06.2010 02:35:00 | 1.03962 | \$ 2632.21 |
| 142 | Buy | 23.06.2010 21:25:00 | 1.10536 | 0.24 | 24.06.2010 02:40:00 | 1.10584 | \$ 1314.52 |
| 148 | Sell | 24.06.2010 21:30:00 | 89.65 | 0.28 | 24.06.2010 22:20:00 | 89.491 | \$ 4106.18 |
| 147 | Sell | 24.06.2010 21:25:00 | 89.625 | 0.28 | 24.06.2010 22:20:00 | 89.485 | \$ 3574.18 |
| 227 | Buy | 24.06.2010 21:25:00 | 1.03893 | 0.16 | 24.06.2010 23:47:00 | 1.04273 | \$ 4658.48 |
| 216 | Buy | 24.06.2010 22:20:00 | 1.49267 | 0.33 | 25.06.2010 00:05:00 | 1.49442 | \$ 5944.58 |
| 215 | Buy | 24.06.2010 22:15:00 | 1.49278 | 0.34 | 25.06.2010 00:05:00 | 1.49447 | \$ 5909.75 |
| 214 | Buy | 24.06.2010 21:45:00 | 1.49289 | 0.34 | 25.06.2010 00:05:00 | 1.49445 | \$ 5444.0 |
| 213 | Buy | 24.06.2010 21:35:00 | 1.49389 | 0.34 | 25.06.2010 00:05:00 | 1.49446 | \$ 1897.08 |
| 199 | Buy | 28.06.2010 00:00:00 | 1.2371 | 0.36 | 28.06.2010 01:55:00 | 1.23806 | \$ 3641.76 |
| 217 | Buy | 28.06.2010 01:00:00 | 0.87431 | 0.11 | 28.06.2010 02:50:00 | 0.87416 | \$ -309.74 |
| 229 | Sell | 28.06.2010 01:50:00 | 1.03688 | 0.16 | 28.06.2010 02:50:00 | 1.03566 | \$ 1362.29 |
| 228 | Sell | 28.06.2010 01:30:00 | 1.03673 | 0.16 | 28.06.2010 02:50:00 | 1.03562 | \$ 1221.64 |
| 220 | Buy | 28.06.2010 02:30:00 | 1.50341 | 0.34 | 28.06.2010 03:05:00 | 1.50631 | \$ 10389.97 |
| 219 | Buy | 28.06.2010 02:15:00 | 1.50348 | 0.34 | 28.06.2010 03:05:00 | 1.50645 | \$ 10640.77 |
| 218 | Buy | 28.06.2010 02:10:00 | 1.50365 | 0.34 | 28.06.2010 03:05:00 | 1.50636 | \$ 9709.25 |
| 217 | Buy | 28.06.2010 01:30:00 | 1.50395 | 0.35 | 28.06.2010 03:05:00 | 1.50635 | \$ 8851.5 |
| 58 | Sell | 29.06.2010 01:00:00 | 0.81335 | 0.19 | 29.06.2010 04:05:00 | 0.81281 | \$ 1163.34 |
| 247 | Sell | 29.06.2010 21:25:00 | 108.137 | 0.39 | 29.06.2010 21:53:00 | 108.09 | \$ 1411.22 |
| 202 | Sell | 29.06.2010 21:50:00 | 1.22108 | 0.36 | 29.06.2010 22:50:00 | 1.21886 | \$ 8425.41 |
| 201 | Sell | 29.06.2010 21:30:00 | 1.22084 | 0.36 | 29.06.2010 22:50:00 | 1.21891 | \$ 7324.79 |
| 200 | Sell | 29.06.2010 21:25:00 | 1.22075 | 0.36 | 29.06.2010 22:50:00 | 1.21885 | \$ 7210.93 |
| 59 | Sell | 29.06.2010 21:30:00 | 0.80975 | 0.19 | 29.06.2010 23:05:00 | 0.80881 | \$ 2198.89 |
| 146 | Sell | 30.06.2010 01:30:00 | 1.08255 | 0.25 | 30.06.2010 02:05:00 | 1.08149 | \$ 3050.13 |
| 249 | Sell | 30.06.2010 02:05:00 | 108.071 | 0.39 | 30.06.2010 02:51:00 | 108.029 | \$ 1216.5 |
| 250 | Sell | 30.06.2010 02:10:00 | 108.093 | 0.39 | 30.06.2010 02:51:00 | 108.015 | \$ 2620.46 |
| 221 | Sell | 30.06.2010 02:05:00 | 0.85053 | 0.12 | 30.06.2010 03:25:00 | 0.84855 | \$ 2356.5 |
| 220 | Sell | 30.06.2010 02:00:00 | 0.85008 | 0.12 | 30.06.2010 03:25:00 | 0.84852 | \$ 1825.2 |
| 219 | Sell | 30.06.2010 01:05:00 | 0.8493 | 0.12 | 30.06.2010 03:25:00 | 0.84855 | \$ 800.55 |
| 218 | Sell | 30.06.2010 01:00:00 | 0.84916 | 0.12 | 30.06.2010 03:25:00 | 0.84861 | \$ 547.55 |
| 231 | Buy | 30.06.2010 02:00:00 | 1.05375 | 0.16 | 30.06.2010 03:25:00 | 1.05535 | \$ 1847.06 |
| 230 | Buy | 30.06.2010 00:30:00 | 1.05406 | 0.16 | 30.06.2010 03:25:00 | 1.05546 | \$ 1591.47 |
| 248 | Sell | 30.06.2010 02:00:00 | 108.023 | 0.39 | 30.06.2010 03:30:00 | 107.785 | \$ 8860.71 |
| 234 | Buy | 01.07.2010 01:20:00 | 1.06241 | 0.16 | 01.07.2010 02:52:00 | 1.06293 | \$ 466.91 |
| 235 | Buy | 01.07.2010 01:25:00 | 1.06213 | 0.16 | 01.07.2010 02:52:00 | 1.06288 | \$ 760.83 |
| 206 | Buy | 30.06.2010 22:45:00 | 1.22298 | 0.36 | 01.07.2010 03:20:00 | 1.22382 | \$ 2551.54 |
| 205 | Buy | 30.06.2010 22:40:00 | 1.22333 | 0.36 | 01.07.2010 03:20:00 | 1.22383 | \$ 1261.75 |
| 204 | Buy | 30.06.2010 21:45:00 | 1.2236 | 0.37 | 01.07.2010 03:20:00 | 1.22385 | \$ 322.08 |
| 203 | Buy | 30.06.2010 21:35:00 | 1.22432 | 0.37 | 01.07.2010 03:20:00 | 1.22385 | \$ -2485.11 |
| 254 | Buy | 30.06.2010 22:20:00 | 108.278 | 0.38 | 01.07.2010 03:25:00 | 108.306 | \$ 136.1 |
| 253 | Buy | 30.06.2010 21:45:00 | 108.303 | 0.39 | 01.07.2010 03:25:00 | 108.313 | \$ -562.41 |
| 252 | Buy | 30.06.2010 21:40:00 | 108.399 | 0.39 | 01.07.2010 03:25:00 | 108.3 | \$ -4813.72 |
| 251 | Buy | 30.06.2010 21:35:00 | 108.414 | 0.4 | 01.07.2010 03:25:00 | 108.31 | \$ -5137.23 |
| 221 | Sell | 01.07.2010 02:30:00 | 1.4949 | 0.36 | 01.07.2010 03:55:00 | 1.49366 | \$ 4706.09 |
| 233 | Buy | 01.07.2010 01:05:00 | 1.06301 | 0.16 | 01.07.2010 03:55:00 | 1.06465 | \$ 1898.18 |
| 232 | Buy | 01.07.2010 01:00:00 | 1.06331 | 0.16 | 01.07.2010 03:55:00 | 1.06451 | \$ 1335.89 |
| 62 | Buy | 01.07.2010 02:30:00 | 0.81771 | 0.19 | 01.07.2010 05:00:00 | 0.81776 | \$ -105.34 |
| 61 | Buy | 30.06.2010 22:00:00 | 0.81839 | 0.19 | 01.07.2010 05:00:00 | 0.81781 | \$ -2037.28 |
| 60 | Buy | 30.06.2010 21:45:00 | 0.81859 | 0.19 | 01.07.2010 05:00:00 | 0.81782 | \$ -2528.67 |
| 149 | Sell | 02.07.2010 00:45:00 | 87.717 | 0.29 | 02.07.2010 02:06:00 | 87.668 | \$ 1062.83 |
| 150 | Sell | 02.07.2010 00:50:00 | 87.744 | 0.29 | 02.07.2010 02:06:00 | 87.681 | \$ 1468.83 |
| 151 | Sell | 02.07.2010 00:55:00 | 87.779 | 0.29 | 02.07.2010 02:06:00 | 87.679 | \$ 2541.83 |
| 152 | Sell | 02.07.2010 01:05:00 | 87.803 | 0.29 | 02.07.2010 02:06:00 | 87.681 | \$ 3179.83 |
| 147 | Sell | 02.07.2010 02:00:00 | 1.06157 | 0.25 | 02.07.2010 03:01:00 | 1.06107 | \$ 1437.42 |
| 225 | Buy | 02.07.2010 01:20:00 | 1.51583 | 0.35 | 02.07.2010 03:15:00 | 1.51708 | \$ 4610.16 |

| | | | | | | | |
|-----|------|---------------------|---------|------|---------------------|---------|--------------|
| 224 | Buy | 02.07.2010 01:05:00 | 1.51625 | 0.35 | 02.07.2010 03:15:00 | 1.51708 | \$ 3061.15 |
| 223 | Buy | 02.07.2010 00:45:00 | 1.51643 | 0.36 | 02.07.2010 03:15:00 | 1.51704 | \$ 2314.03 |
| 222 | Buy | 02.07.2010 00:40:00 | 1.51668 | 0.36 | 02.07.2010 03:15:00 | 1.51715 | \$ 1782.95 |
| 148 | Buy | 05.07.2010 00:00:00 | 1.06266 | 0.25 | 05.07.2010 00:43:00 | 1.06303 | \$ 1062.91 |
| 236 | Buy | 05.07.2010 00:05:00 | 1.06137 | 0.17 | 05.07.2010 02:15:00 | 1.06314 | \$ 2193.33 |
| 255 | Buy | 05.07.2010 02:30:00 | 110.014 | 0.39 | 05.07.2010 03:36:00 | 110.169 | \$ 5615.97 |
| 207 | Buy | 05.07.2010 02:30:00 | 1.25439 | 0.37 | 05.07.2010 05:20:00 | 1.25432 | \$ -272.92 |
| 256 | Sell | 05.07.2010 21:31:00 | 110.087 | 0.39 | 06.07.2010 01:40:00 | 109.993 | \$ 3149.69 |
| 237 | Buy | 06.07.2010 00:00:00 | 1.06299 | 0.17 | 06.07.2010 01:55:00 | 1.06472 | \$ 2139.02 |
| 227 | Sell | 05.07.2010 22:15:00 | 1.51377 | 0.36 | 06.07.2010 02:00:00 | 1.51251 | \$ 4662.5 |
| 226 | Sell | 05.07.2010 22:00:00 | 1.51348 | 0.36 | 06.07.2010 02:00:00 | 1.51249 | \$ 3637.78 |
| 222 | Buy | 06.07.2010 22:20:00 | 0.8491 | 0.12 | 06.07.2010 22:53:00 | 0.84997 | \$ 951.98 |
| 223 | Buy | 06.07.2010 22:25:00 | 0.84813 | 0.12 | 06.07.2010 22:53:00 | 0.85003 | \$ 2254.5 |
| 241 | Sell | 06.07.2010 22:20:00 | 1.05611 | 0.16 | 06.07.2010 23:30:00 | 1.05426 | \$ 2167.81 |
| 240 | Sell | 06.07.2010 22:05:00 | 1.05606 | 0.17 | 06.07.2010 23:30:00 | 1.05432 | \$ 2153.87 |
| 239 | Sell | 06.07.2010 22:00:00 | 1.0556 | 0.17 | 06.07.2010 23:30:00 | 1.0543 | \$ 1556.12 |
| 238 | Sell | 06.07.2010 21:45:00 | 1.05506 | 0.17 | 06.07.2010 23:30:00 | 1.05416 | \$ 1012.71 |
| 229 | Buy | 06.07.2010 22:00:00 | 1.51462 | 0.36 | 06.07.2010 23:39:00 | 1.515 | \$ 1441.53 |
| 230 | Buy | 06.07.2010 22:20:00 | 1.51388 | 0.36 | 06.07.2010 23:39:00 | 1.51486 | \$ 3717.63 |
| 231 | Buy | 06.07.2010 22:25:00 | 1.51322 | 0.35 | 06.07.2010 23:39:00 | 1.51487 | \$ 6085.41 |
| 257 | Buy | 06.07.2010 22:25:00 | 110.254 | 0.39 | 07.07.2010 00:02:00 | 110.392 | \$ 4775.32 |
| 211 | Buy | 06.07.2010 22:20:00 | 1.26162 | 0.35 | 07.07.2010 00:30:00 | 1.26263 | \$ 3519.22 |
| 210 | Buy | 06.07.2010 22:00:00 | 1.26177 | 0.36 | 07.07.2010 00:30:00 | 1.26269 | \$ 3278.35 |
| 209 | Buy | 06.07.2010 21:45:00 | 1.26222 | 0.36 | 07.07.2010 00:30:00 | 1.26272 | \$ 1685.08 |
| 208 | Buy | 06.07.2010 21:25:00 | 1.26261 | 0.36 | 07.07.2010 00:30:00 | 1.26265 | \$ -59.93 |
| 228 | Buy | 06.07.2010 21:25:00 | 1.51499 | 0.36 | 07.07.2010 02:50:00 | 1.51507 | \$ 149.85 |
| 226 | Buy | 07.07.2010 02:10:00 | 0.84968 | 0.12 | 07.07.2010 02:55:00 | 0.85245 | \$ 3354.69 |
| 225 | Buy | 07.07.2010 02:05:00 | 0.85008 | 0.12 | 07.07.2010 02:55:00 | 0.8526 | \$ 3038.54 |
| 224 | Buy | 07.07.2010 02:00:00 | 0.85055 | 0.12 | 07.07.2010 02:55:00 | 0.85247 | \$ 2279.79 |
| 149 | Sell | 07.07.2010 02:30:00 | 1.06099 | 0.25 | 07.07.2010 05:35:00 | 1.06095 | \$ 112.69 |
| 213 | Buy | 07.07.2010 01:40:00 | 1.2615 | 0.36 | 07.07.2010 05:35:00 | 1.26117 | \$ -1251.85 |
| 212 | Buy | 07.07.2010 01:30:00 | 1.26173 | 0.37 | 07.07.2010 05:35:00 | 1.26102 | \$ -2768.2 |
| 214 | Sell | 07.07.2010 21:25:00 | 1.26482 | 0.37 | 07.07.2010 22:19:00 | 1.26443 | \$ 1521.26 |
| 260 | Sell | 07.07.2010 22:00:00 | 110.613 | 0.38 | 07.07.2010 22:19:00 | 110.582 | \$ 757.69 |
| 262 | Sell | 07.07.2010 22:40:00 | 110.789 | 0.37 | 08.07.2010 00:35:00 | 110.759 | \$ 452.52 |
| 261 | Sell | 07.07.2010 22:35:00 | 110.702 | 0.38 | 08.07.2010 00:35:00 | 110.756 | \$ -2726.89 |
| 259 | Sell | 07.07.2010 21:30:00 | 110.584 | 0.39 | 08.07.2010 00:35:00 | 110.745 | \$ -6971.2 |
| 258 | Sell | 07.07.2010 21:25:00 | 110.555 | 0.39 | 08.07.2010 00:35:00 | 110.747 | \$ -8180.13 |
| 230 | Buy | 08.07.2010 01:20:00 | 0.86244 | 0.12 | 08.07.2010 02:20:00 | 0.86425 | \$ 2140.69 |
| 229 | Buy | 08.07.2010 01:15:00 | 0.86268 | 0.12 | 08.07.2010 02:20:00 | 0.86428 | \$ 1875.12 |
| 228 | Buy | 08.07.2010 00:35:00 | 0.86307 | 0.12 | 08.07.2010 02:20:00 | 0.86429 | \$ 1394.59 |
| 227 | Buy | 08.07.2010 00:30:00 | 0.86376 | 0.12 | 08.07.2010 02:20:00 | 0.86425 | \$ 471.43 |
| 63 | Sell | 07.07.2010 21:30:00 | 0.83223 | 0.19 | 08.07.2010 02:50:00 | 0.83156 | \$ 1414.54 |
| 150 | Sell | 08.07.2010 00:55:00 | 1.05249 | 0.25 | 08.07.2010 02:55:00 | 1.05056 | \$ 5555.59 |
| 235 | Buy | 08.07.2010 00:30:00 | 1.51792 | 0.36 | 08.07.2010 03:05:00 | 1.51895 | \$ 3907.31 |
| 234 | Buy | 08.07.2010 00:15:00 | 1.51831 | 0.36 | 08.07.2010 03:05:00 | 1.51888 | \$ 2162.29 |
| 233 | Buy | 07.07.2010 23:35:00 | 1.51868 | 0.36 | 08.07.2010 03:05:00 | 1.51881 | \$ 32.27 |
| 232 | Buy | 07.07.2010 23:00:00 | 1.51905 | 0.37 | 08.07.2010 03:05:00 | 1.51881 | \$ -1409.42 |
| 153 | Sell | 07.07.2010 21:30:00 | 87.412 | 0.3 | 08.07.2010 07:30:00 | 88.336 | \$ -28464.02 |
| 156 | Sell | 07.07.2010 22:35:00 | 87.574 | 0.29 | 08.07.2010 07:55:00 | 88.287 | \$ -21396.22 |
| 155 | Sell | 07.07.2010 22:30:00 | 87.54 | 0.29 | 08.07.2010 07:55:00 | 88.279 | \$ -22150.22 |
| 154 | Sell | 07.07.2010 22:20:00 | 87.471 | 0.29 | 08.07.2010 07:55:00 | 88.29 | \$ -24470.22 |
| 263 | Buy | 08.07.2010 21:30:00 | 111.894 | 0.38 | 08.07.2010 22:00:00 | 111.964 | \$ 2234.83 |
| 242 | Sell | 08.07.2010 21:25:00 | 1.04599 | 0.17 | 08.07.2010 22:01:00 | 1.04544 | \$ 537.23 |
| 157 | Buy | 08.07.2010 21:30:00 | 88.306 | 0.27 | 09.07.2010 00:20:00 | 88.454 | \$ 3615.28 |
| 239 | Sell | 08.07.2010 22:50:00 | 1.51619 | 0.36 | 09.07.2010 00:40:00 | 1.5156 | \$ 2119.69 |
| 238 | Sell | 08.07.2010 22:45:00 | 1.51579 | 0.36 | 09.07.2010 00:40:00 | 1.51546 | \$ 1132.94 |
| 237 | Sell | 08.07.2010 22:40:00 | 1.51542 | 0.37 | 09.07.2010 00:40:00 | 1.51549 | \$ -395.85 |
| 236 | Sell | 08.07.2010 22:00:00 | 1.51517 | 0.37 | 09.07.2010 00:40:00 | 1.5156 | \$ -1800.09 |
| 152 | Buy | 08.07.2010 22:20:00 | 1.04917 | 0.25 | 09.07.2010 03:45:00 | 1.05062 | \$ 4169.28 |

| | | | | | | | |
|-----|------|---------------------|---------|------|---------------------|---------|--------------|
| 151 | Buy | 08.07.2010 22:00:00 | 1.04937 | 0.25 | 09.07.2010 03:45:00 | 1.05057 | \$ 3449.41 |
| 231 | Sell | 12.07.2010 01:00:00 | 0.87722 | 0.12 | 12.07.2010 01:51:00 | 0.87683 | \$ 345.14 |
| 64 | Buy | 12.07.2010 00:30:00 | 0.83776 | 0.19 | 12.07.2010 02:30:00 | 0.83939 | \$ 3980.94 |
| 154 | Buy | 12.07.2010 01:05:00 | 1.05475 | 0.25 | 12.07.2010 02:40:00 | 1.05542 | \$ 1926.75 |
| 153 | Buy | 12.07.2010 01:00:00 | 1.05527 | 0.25 | 12.07.2010 02:40:00 | 1.0554 | \$ 371.83 |
| 156 | Buy | 12.07.2010 22:05:00 | 1.05944 | 0.25 | 13.07.2010 00:05:00 | 1.06067 | \$ 3535.8 |
| 155 | Buy | 12.07.2010 22:00:00 | 1.05986 | 0.26 | 13.07.2010 00:05:00 | 1.06075 | \$ 2659.05 |
| 232 | Sell | 13.07.2010 00:30:00 | 0.87687 | 0.12 | 13.07.2010 02:45:00 | 0.87646 | \$ 370.44 |
| 233 | Sell | 13.07.2010 00:35:00 | 0.87699 | 0.12 | 13.07.2010 02:45:00 | 0.87629 | \$ 737.29 |
| 243 | Buy | 13.07.2010 00:30:00 | 1.03574 | 0.17 | 13.07.2010 05:10:00 | 1.03502 | \$ -1187.56 |
| 215 | Buy | 13.07.2010 21:30:00 | 1.26914 | 0.36 | 13.07.2010 22:40:00 | 1.27193 | \$ 10583.87 |
| 160 | Sell | 13.07.2010 21:50:00 | 88.545 | 0.27 | 13.07.2010 23:15:00 | 88.508 | \$ 665.53 |
| 161 | Sell | 13.07.2010 22:00:00 | 88.568 | 0.26 | 13.07.2010 23:15:00 | 88.506 | \$ 1290.88 |
| 234 | Buy | 13.07.2010 23:05:00 | 0.87985 | 0.12 | 13.07.2010 23:20:00 | 0.88268 | \$ 3430.57 |
| 244 | Sell | 13.07.2010 23:00:00 | 1.03365 | 0.17 | 13.07.2010 23:20:00 | 1.03095 | \$ 3458.05 |
| 158 | Sell | 13.07.2010 21:55:00 | 1.056 | 0.26 | 13.07.2010 23:40:00 | 1.05358 | \$ 7245.39 |
| 157 | Sell | 13.07.2010 21:30:00 | 1.05595 | 0.26 | 13.07.2010 23:40:00 | 1.05361 | \$ 7005.78 |
| 217 | Buy | 14.07.2010 02:10:00 | 1.27072 | 0.36 | 14.07.2010 03:04:00 | 1.27117 | \$ 1707.08 |
| 216 | Buy | 14.07.2010 01:50:00 | 1.27165 | 0.36 | 14.07.2010 05:50:00 | 1.27213 | \$ 1820.88 |
| 158 | Sell | 13.07.2010 21:30:00 | 88.431 | 0.27 | 14.07.2010 07:30:00 | 88.976 | \$ -15160.52 |
| 159 | Sell | 13.07.2010 21:45:00 | 88.481 | 0.27 | 14.07.2010 07:45:00 | 88.966 | \$ -13540.52 |
| 264 | Sell | 13.07.2010 22:00:00 | 112.492 | 0.38 | 14.07.2010 08:05:00 | 113.113 | \$ -24110.21 |
| 163 | Sell | 13.07.2010 23:50:00 | 88.669 | 0.26 | 14.07.2010 08:50:00 | 88.938 | \$ -7423.02 |
| 162 | Sell | 13.07.2010 23:30:00 | 88.645 | 0.26 | 14.07.2010 08:50:00 | 88.941 | \$ -8125.02 |
| 165 | Sell | 15.07.2010 00:30:00 | 88.465 | 0.26 | 15.07.2010 01:05:00 | 88.343 | \$ 2850.88 |
| 164 | Sell | 14.07.2010 23:30:00 | 88.428 | 0.26 | 15.07.2010 01:05:00 | 88.338 | \$ 1695.18 |
| 265 | Sell | 15.07.2010 00:30:00 | 112.71 | 0.37 | 15.07.2010 01:10:00 | 112.426 | \$ 10090.94 |
| 236 | Sell | 15.07.2010 00:05:00 | 0.8852 | 0.12 | 15.07.2010 01:15:00 | 0.88262 | \$ 3115.5 |
| 235 | Sell | 15.07.2010 00:00:00 | 0.88431 | 0.12 | 15.07.2010 01:15:00 | 0.88272 | \$ 1863.15 |
| 218 | Buy | 14.07.2010 21:55:00 | 1.27287 | 0.36 | 15.07.2010 02:14:00 | 1.27325 | \$ 806.53 |
| 239 | Buy | 15.07.2010 01:50:00 | 0.8813 | 0.12 | 15.07.2010 05:05:00 | 0.88165 | \$ 294.39 |
| 238 | Buy | 15.07.2010 01:45:00 | 0.88165 | 0.12 | 15.07.2010 05:05:00 | 0.88178 | \$ 16.19 |
| 237 | Buy | 15.07.2010 01:30:00 | 0.88196 | 0.12 | 15.07.2010 05:05:00 | 0.8817 | \$ -477.0 |
| 240 | Sell | 15.07.2010 21:25:00 | 0.88184 | 0.12 | 15.07.2010 22:30:00 | 0.87988 | \$ 2331.2 |
| 241 | Sell | 15.07.2010 21:30:00 | 0.88285 | 0.12 | 15.07.2010 22:30:00 | 0.8798 | \$ 3710.05 |
| 242 | Sell | 15.07.2010 21:35:00 | 0.88307 | 0.12 | 15.07.2010 22:30:00 | 0.8799 | \$ 3861.85 |
| 243 | Sell | 15.07.2010 21:40:00 | 0.88363 | 0.12 | 15.07.2010 22:30:00 | 0.87994 | \$ 4519.65 |
| 245 | Buy | 15.07.2010 21:30:00 | 1.03815 | 0.17 | 15.07.2010 22:30:00 | 1.03992 | \$ 2193.33 |
| 246 | Buy | 15.07.2010 21:35:00 | 1.03751 | 0.17 | 15.07.2010 22:30:00 | 1.03979 | \$ 2885.8 |
| 247 | Buy | 15.07.2010 21:40:00 | 1.03708 | 0.17 | 15.07.2010 22:30:00 | 1.03977 | \$ 3442.5 |
| 248 | Buy | 15.07.2010 21:45:00 | 1.03693 | 0.17 | 15.07.2010 22:30:00 | 1.03992 | \$ 3849.84 |
| 65 | Buy | 15.07.2010 22:00:00 | 0.8368 | 0.19 | 15.07.2010 23:20:00 | 0.83768 | \$ 2041.25 |
| 266 | Buy | 16.07.2010 01:30:00 | 112.883 | 0.37 | 16.07.2010 02:41:00 | 112.945 | \$ 1876.35 |
| 240 | Buy | 16.07.2010 01:40:00 | 1.54367 | 0.37 | 16.07.2010 05:00:00 | 1.54369 | \$ 77.98 |
| 221 | Buy | 16.07.2010 02:15:00 | 1.29178 | 0.36 | 16.07.2010 07:10:00 | 1.29202 | \$ 910.44 |
| 220 | Buy | 16.07.2010 02:05:00 | 1.29198 | 0.36 | 16.07.2010 07:10:00 | 1.29204 | \$ 227.61 |
| 219 | Buy | 16.07.2010 01:25:00 | 1.29213 | 0.36 | 16.07.2010 07:10:00 | 1.29209 | \$ -151.74 |
| 244 | Buy | 16.07.2010 02:30:00 | 0.88173 | 0.12 | 16.07.2010 09:40:00 | 0.87697 | \$ -6167.63 |
| 162 | Buy | 19.07.2010 00:25:00 | 1.04767 | 0.26 | 19.07.2010 01:13:00 | 1.04803 | \$ 1075.48 |
| 161 | Buy | 19.07.2010 00:15:00 | 1.048 | 0.26 | 19.07.2010 01:55:00 | 1.04919 | \$ 3561.04 |
| 160 | Buy | 19.07.2010 00:05:00 | 1.04872 | 0.26 | 19.07.2010 01:55:00 | 1.04919 | \$ 1404.89 |
| 159 | Buy | 19.07.2010 00:00:00 | 1.05008 | 0.27 | 19.07.2010 01:55:00 | 1.04915 | \$ -2894.85 |
| 222 | Buy | 19.07.2010 00:30:00 | 1.28966 | 0.37 | 19.07.2010 01:55:00 | 1.29063 | \$ 3781.91 |
| 223 | Buy | 19.07.2010 00:35:00 | 1.28913 | 0.36 | 19.07.2010 01:55:00 | 1.29057 | \$ 5462.64 |
| 224 | Buy | 19.07.2010 00:45:00 | 1.28903 | 0.36 | 19.07.2010 01:55:00 | 1.29065 | \$ 6145.47 |
| 225 | Buy | 19.07.2010 00:55:00 | 1.28871 | 0.36 | 19.07.2010 01:55:00 | 1.29055 | \$ 6980.04 |
| 241 | Sell | 19.07.2010 01:30:00 | 1.53115 | 0.37 | 19.07.2010 03:57:00 | 1.52894 | \$ 8620.44 |
| 242 | Sell | 19.07.2010 01:45:00 | 1.53175 | 0.36 | 19.07.2010 03:57:00 | 1.52905 | \$ 10247.12 |
| 69 | Buy | 19.07.2010 00:55:00 | 0.84294 | 0.19 | 19.07.2010 04:20:00 | 0.84332 | \$ 748.12 |
| 68 | Buy | 19.07.2010 00:40:00 | 0.84319 | 0.19 | 19.07.2010 04:20:00 | 0.84326 | \$ -53.62 |

| | | | | | | | |
|-----|------|---------------------|---------|------|---------------------|---------|-------------|
| 67 | Buy | 19.07.2010 00:35:00 | 0.8434 | 0.19 | 19.07.2010 04:20:00 | 0.84344 | \$ -131.21 |
| 66 | Buy | 19.07.2010 00:30:00 | 0.84361 | 0.19 | 19.07.2010 04:20:00 | 0.84338 | \$ -829.5 |
| 244 | Sell | 19.07.2010 21:35:00 | 1.52377 | 0.37 | 19.07.2010 22:45:00 | 1.52353 | \$ 936.15 |
| 243 | Sell | 19.07.2010 21:30:00 | 1.52326 | 0.37 | 20.07.2010 00:10:00 | 1.52182 | \$ 5494.13 |
| 267 | Buy | 20.07.2010 00:00:00 | 112.185 | 0.38 | 20.07.2010 01:50:00 | 112.293 | \$ 3677.7 |
| 228 | Buy | 20.07.2010 00:30:00 | 1.29343 | 0.36 | 20.07.2010 01:56:00 | 1.29372 | \$ 1100.11 |
| 248 | Buy | 20.07.2010 02:15:00 | 0.86689 | 0.12 | 20.07.2010 03:25:00 | 0.87017 | \$ 3999.63 |
| 247 | Buy | 20.07.2010 02:00:00 | 0.86717 | 0.12 | 20.07.2010 03:25:00 | 0.8701 | \$ 3557.02 |
| 246 | Buy | 20.07.2010 00:20:00 | 0.86786 | 0.12 | 20.07.2010 03:25:00 | 0.8701 | \$ 2684.46 |
| 245 | Buy | 20.07.2010 00:00:00 | 0.86827 | 0.12 | 20.07.2010 03:25:00 | 0.87017 | \$ 2254.5 |
| 227 | Buy | 19.07.2010 22:40:00 | 1.29406 | 0.37 | 20.07.2010 04:05:00 | 1.29451 | \$ 1536.95 |
| 226 | Buy | 19.07.2010 22:30:00 | 1.29445 | 0.37 | 20.07.2010 04:05:00 | 1.29445 | \$ -217.55 |
| 70 | Buy | 19.07.2010 23:00:00 | 0.84958 | 0.19 | 20.07.2010 09:05:00 | 0.85067 | \$ 2483.5 |
| 268 | Sell | 20.07.2010 22:35:00 | 112.758 | 0.38 | 20.07.2010 22:59:00 | 112.702 | \$ 1699.5 |
| 166 | Sell | 20.07.2010 21:50:00 | 1.05131 | 0.26 | 21.07.2010 00:55:00 | 1.05205 | \$ -2366.27 |
| 165 | Sell | 20.07.2010 21:45:00 | 1.05108 | 0.26 | 21.07.2010 00:55:00 | 1.05215 | \$ -3354.63 |
| 164 | Sell | 20.07.2010 21:40:00 | 1.0506 | 0.26 | 21.07.2010 00:55:00 | 1.05216 | \$ -4822.19 |
| 163 | Sell | 20.07.2010 21:30:00 | 1.05016 | 0.27 | 21.07.2010 00:55:00 | 1.05207 | \$ -6096.25 |
| 270 | Sell | 20.07.2010 23:35:00 | 112.799 | 0.37 | 21.07.2010 01:25:00 | 112.61 | \$ 6493.16 |
| 269 | Sell | 20.07.2010 23:10:00 | 112.776 | 0.38 | 21.07.2010 01:25:00 | 112.615 | \$ 5604.7 |
| 166 | Buy | 21.07.2010 02:00:00 | 87.265 | 0.26 | 21.07.2010 03:26:00 | 87.313 | \$ 926.88 |
| 250 | Buy | 21.07.2010 21:35:00 | 0.87745 | 0.12 | 21.07.2010 22:19:00 | 0.87787 | \$ 382.92 |
| 251 | Buy | 21.07.2010 21:55:00 | 0.87679 | 0.12 | 21.07.2010 22:19:00 | 0.87785 | \$ 1192.24 |
| 250 | Sell | 21.07.2010 21:35:00 | 1.04927 | 0.17 | 21.07.2010 22:20:00 | 1.04851 | \$ 822.52 |
| 251 | Sell | 21.07.2010 21:55:00 | 1.04931 | 0.17 | 21.07.2010 22:20:00 | 1.04854 | \$ 836.1 |
| 252 | Sell | 21.07.2010 22:00:00 | 1.04943 | 0.17 | 21.07.2010 22:20:00 | 1.04842 | \$ 1162.14 |
| 245 | Sell | 21.07.2010 23:30:00 | 1.51779 | 0.37 | 22.07.2010 00:18:00 | 1.51696 | \$ 2869.11 |
| 249 | Sell | 21.07.2010 21:30:00 | 1.04726 | 0.17 | 22.07.2010 01:25:00 | 1.04756 | \$ -769.05 |
| 229 | Sell | 22.07.2010 01:30:00 | 1.27642 | 0.38 | 22.07.2010 02:45:00 | 1.2751 | \$ 5288.02 |
| 249 | Buy | 21.07.2010 21:30:00 | 0.87831 | 0.12 | 22.07.2010 03:10:00 | 0.8782 | \$ -367.36 |
| 253 | Buy | 22.07.2010 01:30:00 | 1.04746 | 0.17 | 22.07.2010 03:25:00 | 1.04834 | \$ 984.9 |
| 248 | Sell | 22.07.2010 02:10:00 | 1.51887 | 0.37 | 22.07.2010 03:55:00 | 1.51752 | \$ 5265.87 |
| 247 | Sell | 22.07.2010 01:30:00 | 1.51837 | 0.37 | 22.07.2010 03:55:00 | 1.51733 | \$ 4056.68 |
| 246 | Sell | 22.07.2010 00:45:00 | 1.51775 | 0.38 | 22.07.2010 03:55:00 | 1.51735 | \$ 1602.43 |
| 168 | Sell | 22.07.2010 22:40:00 | 1.04319 | 0.26 | 23.07.2010 00:05:00 | 1.0424 | \$ 2216.14 |
| 167 | Sell | 22.07.2010 22:00:00 | 1.04307 | 0.26 | 23.07.2010 00:05:00 | 1.04251 | \$ 1527.28 |
| 256 | Sell | 22.07.2010 23:00:00 | 1.03929 | 0.17 | 23.07.2010 00:10:00 | 1.03678 | \$ 3149.42 |
| 255 | Sell | 22.07.2010 22:45:00 | 1.03899 | 0.17 | 23.07.2010 00:10:00 | 1.03681 | \$ 2701.1 |
| 254 | Sell | 22.07.2010 22:40:00 | 1.03854 | 0.17 | 23.07.2010 00:10:00 | 1.03684 | \$ 2049.02 |
| 273 | Buy | 22.07.2010 23:00:00 | 111.963 | 0.38 | 23.07.2010 00:19:00 | 112.011 | \$ 1226.38 |
| 272 | Buy | 22.07.2010 22:50:00 | 112.01 | 0.38 | 23.07.2010 00:40:00 | 112.195 | \$ 6432.19 |
| 271 | Buy | 22.07.2010 22:40:00 | 112.037 | 0.38 | 23.07.2010 00:40:00 | 112.198 | \$ 5520.15 |
| 249 | Buy | 23.07.2010 00:10:00 | 1.52535 | 0.38 | 23.07.2010 01:10:00 | 1.52623 | \$ 3523.74 |
| 230 | Buy | 22.07.2010 22:50:00 | 1.28817 | 0.38 | 23.07.2010 02:28:00 | 1.28897 | \$ 2979.97 |
| 252 | Buy | 26.07.2010 01:30:00 | 0.89379 | 0.12 | 26.07.2010 03:05:00 | 0.89593 | \$ 2558.0 |
| 169 | Buy | 26.07.2010 00:30:00 | 1.05371 | 0.26 | 26.07.2010 10:35:00 | 1.05301 | \$ -2098.86 |
| 257 | Sell | 26.07.2010 21:30:00 | 1.03375 | 0.17 | 26.07.2010 23:58:00 | 1.03258 | \$ 1379.51 |
| 258 | Sell | 26.07.2010 21:35:00 | 1.03419 | 0.17 | 26.07.2010 23:58:00 | 1.03266 | \$ 1868.57 |
| 250 | Buy | 26.07.2010 22:00:00 | 1.54752 | 0.38 | 27.07.2010 00:56:00 | 1.54793 | \$ 1479.58 |
| 256 | Buy | 27.07.2010 02:20:00 | 0.90092 | 0.12 | 27.07.2010 04:25:00 | 0.90155 | \$ 648.48 |
| 255 | Buy | 27.07.2010 02:15:00 | 0.90133 | 0.12 | 27.07.2010 04:25:00 | 0.9016 | \$ 193.22 |
| 254 | Buy | 27.07.2010 02:00:00 | 0.90158 | 0.12 | 27.07.2010 04:25:00 | 0.90164 | \$ -72.33 |
| 253 | Buy | 27.07.2010 01:00:00 | 0.90176 | 0.12 | 27.07.2010 04:25:00 | 0.90153 | \$ -439.07 |
| 173 | Buy | 27.07.2010 22:00:00 | 1.06001 | 0.25 | 27.07.2010 23:25:00 | 1.06092 | \$ 2617.82 |
| 172 | Buy | 27.07.2010 21:40:00 | 1.06033 | 0.26 | 27.07.2010 23:25:00 | 1.06104 | \$ 2123.6 |
| 171 | Buy | 27.07.2010 21:35:00 | 1.06046 | 0.26 | 27.07.2010 23:25:00 | 1.06103 | \$ 1704.35 |
| 170 | Buy | 27.07.2010 21:30:00 | 1.06102 | 0.26 | 27.07.2010 23:25:00 | 1.06102 | \$ -2.6 |
| 231 | Sell | 27.07.2010 23:00:00 | 1.30003 | 0.37 | 27.07.2010 23:44:00 | 1.29971 | \$ 1248.21 |
| 232 | Sell | 27.07.2010 23:05:00 | 1.30012 | 0.37 | 27.07.2010 23:44:00 | 1.2998 | \$ 1248.21 |
| 233 | Sell | 27.07.2010 23:10:00 | 1.30036 | 0.36 | 27.07.2010 23:44:00 | 1.29978 | \$ 2201.23 |

| | | | | | | | |
|-----|------|---------------------|---------|------|---------------------|---------|--------------|
| 168 | Buy | 28.07.2010 02:05:00 | 87.754 | 0.26 | 28.07.2010 03:05:00 | 87.836 | \$ 1810.88 |
| 167 | Buy | 28.07.2010 01:30:00 | 87.787 | 0.26 | 28.07.2010 03:05:00 | 87.84 | \$ 1056.88 |
| 259 | Buy | 28.07.2010 01:00:00 | 1.03497 | 0.17 | 28.07.2010 04:00:00 | 1.03603 | \$ 1229.29 |
| 251 | Buy | 28.07.2010 02:30:00 | 1.5581 | 0.38 | 28.07.2010 06:05:00 | 1.55833 | \$ 920.97 |
| 277 | Buy | 28.07.2010 02:25:00 | 114.015 | 0.37 | 28.07.2010 06:10:00 | 114.134 | \$ 3981.17 |
| 276 | Buy | 28.07.2010 02:05:00 | 114.03 | 0.37 | 28.07.2010 06:10:00 | 114.126 | \$ 3130.11 |
| 275 | Buy | 28.07.2010 02:00:00 | 114.055 | 0.38 | 28.07.2010 06:10:00 | 114.115 | \$ 1846.64 |
| 274 | Buy | 28.07.2010 01:30:00 | 114.096 | 0.38 | 28.07.2010 06:10:00 | 114.122 | \$ 554.45 |
| 255 | Buy | 28.07.2010 22:05:00 | 1.55772 | 0.37 | 28.07.2010 23:25:00 | 1.55969 | \$ 7680.78 |
| 254 | Buy | 28.07.2010 21:55:00 | 1.55799 | 0.37 | 28.07.2010 23:25:00 | 1.55959 | \$ 6238.2 |
| 253 | Buy | 28.07.2010 21:30:00 | 1.55823 | 0.38 | 28.07.2010 23:25:00 | 1.55962 | \$ 5565.91 |
| 252 | Buy | 28.07.2010 21:25:00 | 1.55846 | 0.38 | 28.07.2010 23:25:00 | 1.55963 | \$ 4684.97 |
| 280 | Buy | 28.07.2010 21:50:00 | 113.492 | 0.38 | 29.07.2010 00:06:00 | 113.579 | \$ 2358.29 |
| 281 | Buy | 28.07.2010 21:55:00 | 113.446 | 0.37 | 29.07.2010 00:06:00 | 113.579 | \$ 3998.41 |
| 262 | Sell | 28.07.2010 21:55:00 | 1.03827 | 0.17 | 29.07.2010 02:00:00 | 1.03804 | \$ -49.03 |
| 261 | Sell | 28.07.2010 21:50:00 | 1.038 | 0.17 | 29.07.2010 02:00:00 | 1.03804 | \$ -415.83 |
| 260 | Sell | 28.07.2010 21:30:00 | 1.03775 | 0.17 | 29.07.2010 02:00:00 | 1.03801 | \$ -714.7 |
| 279 | Buy | 28.07.2010 21:35:00 | 113.601 | 0.38 | 29.07.2010 02:56:00 | 113.627 | \$ 39.87 |
| 257 | Sell | 29.07.2010 02:30:00 | 0.89332 | 0.12 | 29.07.2010 04:20:00 | 0.89264 | \$ 711.99 |
| 278 | Buy | 28.07.2010 21:30:00 | 113.653 | 0.38 | 29.07.2010 06:20:00 | 113.474 | \$ -7750.26 |
| 235 | Buy | 29.07.2010 22:05:00 | 1.30735 | 0.37 | 29.07.2010 22:25:00 | 1.30941 | \$ 8031.68 |
| 234 | Buy | 29.07.2010 22:00:00 | 1.30756 | 0.37 | 29.07.2010 22:25:00 | 1.30946 | \$ 7407.86 |
| 177 | Sell | 29.07.2010 22:00:00 | 1.04261 | 0.26 | 29.07.2010 23:31:00 | 1.04177 | \$ 2513.23 |
| 169 | Sell | 29.07.2010 23:30:00 | 86.961 | 0.26 | 30.07.2010 00:22:00 | 86.882 | \$ 1624.98 |
| 282 | Buy | 30.07.2010 00:00:00 | 113.49 | 0.38 | 30.07.2010 01:25:00 | 113.56 | \$ 2228.71 |
| 283 | Buy | 30.07.2010 00:05:00 | 113.482 | 0.38 | 30.07.2010 01:25:00 | 113.578 | \$ 3216.8 |
| 176 | Sell | 29.07.2010 21:50:00 | 1.0418 | 0.26 | 30.07.2010 02:00:00 | 1.04014 | \$ 4821.82 |
| 175 | Sell | 29.07.2010 21:35:00 | 1.04132 | 0.26 | 30.07.2010 02:00:00 | 1.04017 | \$ 3294.35 |
| 174 | Sell | 29.07.2010 21:25:00 | 1.0408 | 0.26 | 30.07.2010 02:00:00 | 1.04013 | \$ 1856.73 |
| 287 | Buy | 30.07.2010 02:10:00 | 113.305 | 0.37 | 30.07.2010 02:53:00 | 113.35 | \$ 1245.74 |
| 239 | Buy | 29.07.2010 23:35:00 | 1.3068 | 0.37 | 30.07.2010 07:35:00 | 1.30654 | \$ -1231.26 |
| 238 | Buy | 29.07.2010 23:30:00 | 1.30721 | 0.37 | 30.07.2010 07:35:00 | 1.30644 | \$ -3219.68 |
| 237 | Buy | 29.07.2010 23:05:00 | 1.30743 | 0.37 | 30.07.2010 07:35:00 | 1.30639 | \$ -4272.38 |
| 236 | Buy | 29.07.2010 23:00:00 | 1.30763 | 0.38 | 30.07.2010 07:35:00 | 1.30645 | \$ -4948.45 |
| 286 | Buy | 30.07.2010 01:55:00 | 113.362 | 0.38 | 30.07.2010 08:40:00 | 113.041 | \$ -12628.8 |
| 285 | Buy | 30.07.2010 01:35:00 | 113.383 | 0.38 | 30.07.2010 08:40:00 | 113.057 | \$ -12818.84 |
| 284 | Buy | 30.07.2010 01:30:00 | 113.479 | 0.39 | 30.07.2010 08:40:00 | 113.04 | \$ -17563.56 |
| 257 | Buy | 02.08.2010 01:40:00 | 1.56963 | 0.38 | 02.08.2010 03:00:00 | 1.57077 | \$ 4564.84 |
| 256 | Buy | 02.08.2010 01:30:00 | 1.56982 | 0.39 | 02.08.2010 03:00:00 | 1.57086 | \$ 4274.01 |
| 264 | Sell | 02.08.2010 02:00:00 | 1.02951 | 0.17 | 02.08.2010 03:05:00 | 1.02864 | \$ 971.95 |
| 263 | Sell | 02.08.2010 00:00:00 | 1.0284 | 0.18 | 02.08.2010 03:05:00 | 1.02865 | \$ -581.91 |
| 240 | Sell | 02.08.2010 00:30:00 | 1.30641 | 0.38 | 02.08.2010 07:30:00 | 1.30737 | \$ -3845.84 |
| 288 | Buy | 03.08.2010 01:00:00 | 113.867 | 0.37 | 03.08.2010 01:50:00 | 114.127 | \$ 9198.67 |
| 258 | Buy | 03.08.2010 00:00:00 | 1.58859 | 0.39 | 03.08.2010 02:10:00 | 1.58935 | \$ 3123.31 |
| 241 | Buy | 03.08.2010 01:20:00 | 1.31715 | 0.37 | 03.08.2010 02:20:00 | 1.31771 | \$ 2183.37 |
| 170 | Sell | 03.08.2010 02:00:00 | 86.602 | 0.27 | 03.08.2010 04:50:00 | 86.463 | \$ 3419.53 |
| 289 | Sell | 04.08.2010 22:00:00 | 113.597 | 0.37 | 04.08.2010 22:16:00 | 113.547 | \$ 1429.65 |
| 179 | Buy | 04.08.2010 22:05:00 | 1.05201 | 0.27 | 04.08.2010 23:15:00 | 1.05317 | \$ 3604.7 |
| 178 | Buy | 04.08.2010 22:00:00 | 1.05213 | 0.27 | 04.08.2010 23:15:00 | 1.0533 | \$ 3635.8 |
| 260 | Sell | 04.08.2010 22:05:00 | 1.58975 | 0.39 | 04.08.2010 23:19:00 | 1.58943 | \$ 1315.68 |
| 261 | Sell | 04.08.2010 22:20:00 | 1.59007 | 0.38 | 04.08.2010 23:19:00 | 1.58935 | \$ 2884.38 |
| 259 | Sell | 04.08.2010 22:00:00 | 1.5895 | 0.39 | 04.08.2010 23:35:00 | 1.58813 | \$ 5632.75 |
| 242 | Sell | 04.08.2010 22:00:00 | 1.31703 | 0.37 | 04.08.2010 23:40:00 | 1.31509 | \$ 7567.27 |
| 290 | Sell | 04.08.2010 22:25:00 | 113.633 | 0.38 | 04.08.2010 23:58:00 | 113.552 | \$ 2646.16 |
| 265 | Sell | 05.08.2010 02:30:00 | 1.01864 | 0.18 | 05.08.2010 03:10:00 | 1.01719 | \$ 1863.42 |
| 258 | Buy | 05.08.2010 02:30:00 | 0.91519 | 0.12 | 05.08.2010 03:20:00 | 0.91697 | \$ 2102.75 |
| 180 | Buy | 05.08.2010 01:30:00 | 1.0528 | 0.27 | 05.08.2010 04:00:00 | 1.05394 | \$ 3542.51 |
| 262 | Sell | 05.08.2010 23:00:00 | 1.58918 | 0.39 | 06.08.2010 00:35:00 | 1.58862 | \$ 2172.99 |
| 291 | Sell | 05.08.2010 23:00:00 | 113.187 | 0.38 | 06.08.2010 01:15:00 | 113.115 | \$ 2221.13 |
| 267 | Sell | 05.08.2010 21:35:00 | 1.01727 | 0.18 | 06.08.2010 01:35:00 | 1.01686 | \$ 313.97 |

| | | | | | | | |
|-----|------|---------------------|---------|------|---------------------|---------|--------------|
| 266 | Sell | 05.08.2010 21:30:00 | 1.01675 | 0.18 | 06.08.2010 01:35:00 | 1.0169 | \$ -491.55 |
| 263 | Buy | 09.08.2010 00:00:00 | 1.59647 | 0.39 | 09.08.2010 00:40:00 | 1.59924 | \$ 11383.67 |
| 268 | Buy | 09.08.2010 00:05:00 | 1.02656 | 0.18 | 09.08.2010 01:20:00 | 1.02762 | \$ 1301.61 |
| 292 | Buy | 09.08.2010 01:30:00 | 113.306 | 0.38 | 09.08.2010 03:00:00 | 113.363 | \$ 1735.47 |
| 183 | Sell | 09.08.2010 02:10:00 | 1.0388 | 0.27 | 09.08.2010 04:10:00 | 1.03823 | \$ 1770.13 |
| 182 | Sell | 09.08.2010 01:30:00 | 1.03831 | 0.27 | 09.08.2010 04:10:00 | 1.03815 | \$ 494.94 |
| 181 | Sell | 09.08.2010 00:00:00 | 1.03794 | 0.28 | 09.08.2010 04:10:00 | 1.03813 | \$ -615.63 |
| 171 | Sell | 09.08.2010 00:00:00 | 85.297 | 0.27 | 09.08.2010 06:35:00 | 85.369 | \$ -2277.47 |
| 245 | Buy | 09.08.2010 01:40:00 | 1.3278 | 0.37 | 09.08.2010 08:55:00 | 1.32813 | \$ 1286.62 |
| 244 | Buy | 09.08.2010 01:30:00 | 1.32808 | 0.37 | 09.08.2010 08:55:00 | 1.32816 | \$ 311.91 |
| 243 | Buy | 09.08.2010 00:00:00 | 1.3285 | 0.38 | 09.08.2010 08:55:00 | 1.3282 | \$ -1201.28 |
| 185 | Buy | 10.08.2010 21:35:00 | 1.04629 | 0.27 | 10.08.2010 21:42:00 | 1.0469 | \$ 1894.29 |
| 247 | Sell | 10.08.2010 21:35:00 | 1.32173 | 0.37 | 10.08.2010 21:42:00 | 1.32117 | \$ 2184.37 |
| 173 | Buy | 10.08.2010 21:35:00 | 85.179 | 0.27 | 10.08.2010 21:43:00 | 85.248 | \$ 1529.53 |
| 266 | Sell | 10.08.2010 21:35:00 | 1.59 | 0.38 | 10.08.2010 21:45:00 | 1.58919 | \$ 3244.92 |
| 246 | Sell | 10.08.2010 21:30:00 | 1.32029 | 0.38 | 10.08.2010 21:57:00 | 1.31952 | \$ 3084.68 |
| 248 | Sell | 10.08.2010 21:45:00 | 1.32074 | 0.38 | 10.08.2010 21:57:00 | 1.31963 | \$ 4446.74 |
| 293 | Sell | 10.08.2010 21:30:00 | 112.648 | 0.38 | 10.08.2010 21:57:00 | 112.552 | \$ 3219.92 |
| 294 | Sell | 10.08.2010 21:40:00 | 112.675 | 0.38 | 10.08.2010 21:57:00 | 112.536 | \$ 4853.82 |
| 269 | Buy | 10.08.2010 21:30:00 | 1.03265 | 0.18 | 10.08.2010 22:25:00 | 1.03332 | \$ 740.92 |
| 270 | Buy | 10.08.2010 21:35:00 | 1.03038 | 0.18 | 10.08.2010 22:25:00 | 1.0333 | \$ 3975.66 |
| 259 | Sell | 10.08.2010 21:30:00 | 0.91362 | 0.12 | 10.08.2010 22:27:00 | 0.91306 | \$ 560.19 |
| 260 | Sell | 10.08.2010 21:35:00 | 0.91539 | 0.12 | 10.08.2010 22:27:00 | 0.91322 | \$ 2596.85 |
| 249 | Sell | 10.08.2010 22:05:00 | 1.32041 | 0.38 | 10.08.2010 22:32:00 | 1.3188 | \$ 6449.78 |
| 264 | Sell | 10.08.2010 21:25:00 | 1.58663 | 0.39 | 10.08.2010 22:32:00 | 1.58535 | \$ 5262.72 |
| 265 | Sell | 10.08.2010 21:30:00 | 1.58787 | 0.39 | 10.08.2010 22:32:00 | 1.5853 | \$ 10566.55 |
| 267 | Sell | 10.08.2010 22:05:00 | 1.58827 | 0.39 | 10.08.2010 22:32:00 | 1.58548 | \$ 11471.08 |
| 186 | Buy | 10.08.2010 21:45:00 | 1.04733 | 0.27 | 11.08.2010 00:20:00 | 1.04765 | \$ 988.72 |
| 187 | Buy | 10.08.2010 22:05:00 | 1.0468 | 0.27 | 11.08.2010 00:20:00 | 1.0477 | \$ 2792.42 |
| 172 | Buy | 10.08.2010 21:30:00 | 85.306 | 0.27 | 11.08.2010 00:56:00 | 85.354 | \$ 915.28 |
| 174 | Buy | 10.08.2010 21:45:00 | 85.233 | 0.27 | 11.08.2010 00:56:00 | 85.351 | \$ 2805.28 |
| 184 | Buy | 10.08.2010 21:25:00 | 1.04806 | 0.28 | 11.08.2010 02:40:00 | 1.04889 | \$ 2670.09 |
| 271 | Buy | 11.08.2010 00:05:00 | 1.03033 | 0.18 | 11.08.2010 02:50:00 | 1.03084 | \$ 510.89 |
| 272 | Buy | 11.08.2010 22:40:00 | 1.04537 | 0.18 | 11.08.2010 23:50:00 | 1.04665 | \$ 1617.9 |
| 271 | Sell | 11.08.2010 22:35:00 | 1.56892 | 0.39 | 11.08.2010 23:55:00 | 1.56538 | \$ 14554.7 |
| 270 | Sell | 11.08.2010 22:10:00 | 1.56776 | 0.4 | 11.08.2010 23:55:00 | 1.56538 | \$ 10036.27 |
| 269 | Sell | 11.08.2010 22:05:00 | 1.56748 | 0.4 | 11.08.2010 23:55:00 | 1.56533 | \$ 9066.38 |
| 268 | Sell | 11.08.2010 22:00:00 | 1.56701 | 0.4 | 11.08.2010 23:55:00 | 1.56522 | \$ 7548.29 |
| 297 | Sell | 11.08.2010 23:00:00 | 110.005 | 0.38 | 11.08.2010 23:55:00 | 109.754 | \$ 9120.01 |
| 296 | Sell | 11.08.2010 22:50:00 | 109.94 | 0.39 | 11.08.2010 23:55:00 | 109.746 | \$ 7137.22 |
| 295 | Sell | 11.08.2010 22:10:00 | 109.887 | 0.39 | 11.08.2010 23:55:00 | 109.736 | \$ 5460.4 |
| 252 | Sell | 11.08.2010 22:35:00 | 1.28905 | 0.38 | 12.08.2010 00:10:00 | 1.28418 | \$ 19415.88 |
| 251 | Sell | 11.08.2010 22:10:00 | 1.28849 | 0.39 | 12.08.2010 00:10:00 | 1.2842 | \$ 17542.16 |
| 250 | Sell | 11.08.2010 22:05:00 | 1.28839 | 0.39 | 12.08.2010 00:10:00 | 1.28415 | \$ 17336.59 |
| 261 | Sell | 12.08.2010 02:30:00 | 0.89606 | 0.12 | 12.08.2010 04:10:00 | 0.89586 | \$ 104.79 |
| 188 | Sell | 12.08.2010 21:40:00 | 1.0517 | 0.28 | 12.08.2010 21:59:00 | 1.05105 | \$ 2093.72 |
| 253 | Sell | 13.08.2010 02:30:00 | 1.2841 | 0.41 | 13.08.2010 04:25:00 | 1.28275 | \$ 5835.17 |
| 275 | Sell | 13.08.2010 02:20:00 | 1.55903 | 0.4 | 13.08.2010 08:05:00 | 1.56202 | \$ -12608.59 |
| 274 | Sell | 13.08.2010 02:15:00 | 1.55865 | 0.41 | 13.08.2010 08:05:00 | 1.56209 | \$ -14868.86 |
| 273 | Sell | 13.08.2010 01:50:00 | 1.55842 | 0.41 | 13.08.2010 08:05:00 | 1.56211 | \$ -15949.44 |
| 272 | Sell | 13.08.2010 01:30:00 | 1.55823 | 0.41 | 13.08.2010 08:05:00 | 1.562 | \$ -16295.24 |
| 71 | Sell | 16.08.2010 00:30:00 | 0.81972 | 0.19 | 16.08.2010 02:39:00 | 0.81912 | \$ 1318.67 |
| 192 | Buy | 16.08.2010 00:20:00 | 1.04826 | 0.27 | 16.08.2010 02:55:00 | 1.05141 | \$ 9793.28 |
| 191 | Buy | 16.08.2010 00:15:00 | 1.04859 | 0.27 | 16.08.2010 02:55:00 | 1.0516 | \$ 9357.9 |
| 190 | Buy | 16.08.2010 00:10:00 | 1.05015 | 0.27 | 16.08.2010 02:55:00 | 1.05148 | \$ 4133.37 |
| 189 | Buy | 16.08.2010 00:00:00 | 1.0508 | 0.28 | 16.08.2010 02:55:00 | 1.05145 | \$ 2093.46 |
| 255 | Sell | 16.08.2010 02:05:00 | 1.27715 | 0.41 | 16.08.2010 03:00:00 | 1.27544 | \$ 7391.2 |
| 254 | Sell | 16.08.2010 00:30:00 | 1.27621 | 0.41 | 16.08.2010 03:00:00 | 1.27549 | \$ 3112.09 |
| 175 | Buy | 16.08.2010 02:30:00 | 86.049 | 0.27 | 16.08.2010 07:30:00 | 85.843 | \$ -5895.47 |
| 257 | Buy | 16.08.2010 21:55:00 | 1.28128 | 0.41 | 17.08.2010 00:28:00 | 1.28168 | \$ 1487.08 |

| | | | | | | | |
|-----|------|---------------------|---------|------|---------------------|---------|--------------|
| 258 | Buy | 16.08.2010 22:00:00 | 1.28064 | 0.41 | 17.08.2010 00:28:00 | 1.28153 | \$ 3604.06 |
| 262 | Buy | 16.08.2010 22:00:00 | 0.89626 | 0.12 | 17.08.2010 00:48:00 | 0.89734 | \$ 1190.86 |
| 279 | Buy | 16.08.2010 21:55:00 | 1.56476 | 0.39 | 17.08.2010 00:59:00 | 1.56512 | \$ 1313.03 |
| 299 | Sell | 17.08.2010 01:35:00 | 109.541 | 0.4 | 17.08.2010 01:55:00 | 109.393 | \$ 5481.83 |
| 298 | Sell | 17.08.2010 01:30:00 | 109.528 | 0.4 | 17.08.2010 01:55:00 | 109.396 | \$ 4841.85 |
| 194 | Sell | 16.08.2010 22:25:00 | 1.04042 | 0.28 | 17.08.2010 02:25:00 | 1.03903 | \$ 4321.87 |
| 193 | Sell | 16.08.2010 22:00:00 | 1.03988 | 0.29 | 17.08.2010 02:25:00 | 1.03884 | \$ 3307.0 |
| 256 | Buy | 16.08.2010 21:25:00 | 1.28158 | 0.42 | 17.08.2010 02:27:00 | 1.28188 | \$ 1080.77 |
| 264 | Buy | 17.08.2010 02:30:00 | 0.89536 | 0.12 | 17.08.2010 04:15:00 | 0.89746 | \$ 2507.42 |
| 263 | Buy | 17.08.2010 02:00:00 | 0.89573 | 0.12 | 17.08.2010 04:15:00 | 0.89733 | \$ 1875.12 |
| 280 | Buy | 17.08.2010 02:00:00 | 1.5642 | 0.39 | 17.08.2010 04:15:00 | 1.56644 | \$ 9205.56 |
| 278 | Buy | 16.08.2010 21:40:00 | 1.56513 | 0.39 | 17.08.2010 04:15:00 | 1.56649 | \$ 5422.66 |
| 277 | Buy | 16.08.2010 21:35:00 | 1.56536 | 0.39 | 17.08.2010 04:15:00 | 1.56642 | \$ 4189.77 |
| 276 | Buy | 16.08.2010 21:25:00 | 1.5656 | 0.4 | 17.08.2010 04:15:00 | 1.56636 | \$ 3032.7 |
| 273 | Buy | 17.08.2010 01:30:00 | 1.04259 | 0.18 | 17.08.2010 11:35:00 | 1.04014 | \$ -3744.58 |
| 274 | Buy | 17.08.2010 01:35:00 | 1.04249 | 0.18 | 17.08.2010 11:40:00 | 1.03936 | \$ -4722.18 |
| 276 | Sell | 17.08.2010 22:40:00 | 1.03319 | 0.18 | 18.08.2010 00:00:00 | 1.03189 | \$ 1594.17 |
| 275 | Sell | 17.08.2010 21:30:00 | 1.0327 | 0.18 | 18.08.2010 00:00:00 | 1.03205 | \$ 659.19 |
| 300 | Buy | 17.08.2010 22:30:00 | 110.115 | 0.4 | 18.08.2010 00:00:00 | 110.19 | \$ 2378.35 |
| 267 | Buy | 18.08.2010 00:35:00 | 0.90471 | 0.12 | 18.08.2010 01:30:00 | 0.90564 | \$ 1027.85 |
| 266 | Buy | 17.08.2010 23:05:00 | 0.90507 | 0.12 | 18.08.2010 01:30:00 | 0.90564 | \$ 545.92 |
| 265 | Buy | 17.08.2010 23:00:00 | 0.90536 | 0.12 | 18.08.2010 01:30:00 | 0.90577 | \$ 343.59 |
| 281 | Sell | 18.08.2010 00:00:00 | 1.55865 | 0.4 | 18.08.2010 01:35:00 | 1.55797 | \$ 2867.51 |
| 260 | Buy | 18.08.2010 23:30:00 | 1.28439 | 0.41 | 19.08.2010 01:10:00 | 1.28457 | \$ 54.46 |
| 284 | Buy | 18.08.2010 23:30:00 | 1.55894 | 0.4 | 19.08.2010 01:11:00 | 1.55911 | \$ 204.45 |
| 277 | Sell | 18.08.2010 23:30:00 | 1.02989 | 0.18 | 19.08.2010 01:55:00 | 1.0276 | \$ 2911.26 |
| 282 | Buy | 18.08.2010 22:05:00 | 1.56008 | 0.4 | 19.08.2010 08:05:00 | 1.55545 | \$ -20027.55 |
| 283 | Buy | 18.08.2010 22:30:00 | 1.55982 | 0.4 | 19.08.2010 08:30:00 | 1.5566 | \$ -14084.4 |
| 259 | Buy | 18.08.2010 22:30:00 | 1.28562 | 0.42 | 19.08.2010 08:35:00 | 1.28022 | \$ -24639.89 |
| 261 | Buy | 19.08.2010 02:30:00 | 1.28354 | 0.41 | 19.08.2010 10:05:00 | 1.28205 | \$ -6437.36 |
| 197 | Sell | 19.08.2010 21:50:00 | 1.03419 | 0.28 | 19.08.2010 22:50:00 | 1.03134 | \$ 9189.66 |
| 196 | Sell | 19.08.2010 21:35:00 | 1.03371 | 0.29 | 19.08.2010 22:50:00 | 1.0313 | \$ 8047.99 |
| 195 | Sell | 19.08.2010 21:30:00 | 1.03355 | 0.29 | 19.08.2010 22:50:00 | 1.03141 | \$ 7146.02 |
| 285 | Buy | 19.08.2010 21:30:00 | 1.55782 | 0.4 | 19.08.2010 22:56:00 | 1.55956 | \$ 7334.1 |
| 198 | Sell | 20.08.2010 02:00:00 | 1.03266 | 0.29 | 20.08.2010 02:10:00 | 1.0316 | \$ 3538.15 |
| 278 | Buy | 20.08.2010 01:35:00 | 1.03944 | 0.18 | 20.08.2010 03:05:00 | 1.04043 | \$ 1200.97 |
| 289 | Buy | 20.08.2010 02:30:00 | 1.55673 | 0.39 | 20.08.2010 03:35:00 | 1.55855 | \$ 7479.51 |
| 288 | Buy | 20.08.2010 02:25:00 | 1.55696 | 0.39 | 20.08.2010 03:35:00 | 1.5587 | \$ 7150.75 |
| 287 | Buy | 20.08.2010 02:10:00 | 1.55721 | 0.39 | 20.08.2010 03:35:00 | 1.55863 | \$ 5835.66 |
| 286 | Buy | 20.08.2010 02:00:00 | 1.55751 | 0.4 | 20.08.2010 03:35:00 | 1.5587 | \$ 5015.85 |
| 290 | Sell | 23.08.2010 01:30:00 | 1.55479 | 0.4 | 23.08.2010 02:46:00 | 1.55447 | \$ 1349.42 |
| 279 | Buy | 23.08.2010 00:00:00 | 1.049 | 0.18 | 23.08.2010 10:05:00 | 1.04728 | \$ -2695.09 |
| 271 | Buy | 23.08.2010 22:55:00 | 0.89161 | 0.12 | 24.08.2010 06:10:00 | 0.88878 | \$ -3753.66 |
| 270 | Buy | 23.08.2010 22:45:00 | 0.8918 | 0.13 | 24.08.2010 06:10:00 | 0.88888 | \$ -4189.77 |
| 269 | Buy | 23.08.2010 22:40:00 | 0.89187 | 0.13 | 24.08.2010 06:10:00 | 0.88879 | \$ -4408.97 |
| 268 | Buy | 23.08.2010 22:30:00 | 0.89226 | 0.13 | 24.08.2010 06:10:00 | 0.88869 | \$ -5080.25 |
| 272 | Sell | 24.08.2010 22:30:00 | 0.8858 | 0.13 | 24.08.2010 23:20:00 | 0.88272 | \$ 4060.33 |
| 201 | Sell | 25.08.2010 00:00:00 | 1.03265 | 0.29 | 25.08.2010 00:19:00 | 1.03207 | \$ 1934.65 |
| 262 | Buy | 25.08.2010 00:00:00 | 1.26232 | 0.42 | 25.08.2010 02:05:00 | 1.26245 | \$ 575.35 |
| 263 | Buy | 25.08.2010 00:05:00 | 1.26211 | 0.42 | 25.08.2010 02:05:00 | 1.26246 | \$ 1549.02 |
| 264 | Buy | 25.08.2010 00:20:00 | 1.26187 | 0.41 | 25.08.2010 02:05:00 | 1.26261 | \$ 3197.08 |
| 302 | Sell | 25.08.2010 01:40:00 | 106.484 | 0.41 | 25.08.2010 02:42:00 | 106.433 | \$ 1654.4 |
| 265 | Buy | 25.08.2010 02:15:00 | 1.2629 | 0.42 | 25.08.2010 03:15:00 | 1.26387 | \$ 4292.97 |
| 202 | Sell | 25.08.2010 02:10:00 | 1.0321 | 0.29 | 25.08.2010 04:58:00 | 1.03157 | \$ 1767.62 |
| 200 | Sell | 24.08.2010 23:00:00 | 1.03145 | 0.3 | 25.08.2010 05:55:00 | 1.03035 | \$ 3628.39 |
| 199 | Sell | 24.08.2010 22:00:00 | 1.03123 | 0.3 | 25.08.2010 05:55:00 | 1.03044 | \$ 2557.08 |
| 179 | Sell | 25.08.2010 01:30:00 | 84.233 | 0.27 | 25.08.2010 07:20:00 | 84.288 | \$ -1818.47 |
| 178 | Sell | 25.08.2010 01:20:00 | 84.199 | 0.27 | 25.08.2010 07:20:00 | 84.298 | \$ -3006.47 |
| 177 | Sell | 25.08.2010 01:05:00 | 84.169 | 0.27 | 25.08.2010 07:20:00 | 84.291 | \$ -3627.47 |
| 176 | Sell | 25.08.2010 01:00:00 | 84.136 | 0.27 | 25.08.2010 07:20:00 | 84.299 | \$ -4734.47 |

| | | | | | | | |
|-----|------|---------------------|---------|------|---------------------|---------|-------------|
| 301 | Sell | 25.08.2010 01:30:00 | 106.427 | 0.42 | 25.08.2010 07:20:00 | 106.645 | \$ -9603.04 |
| 281 | Buy | 25.08.2010 21:50:00 | 1.05988 | 0.18 | 25.08.2010 22:33:00 | 1.06005 | \$ 22.09 |
| 276 | Sell | 25.08.2010 22:50:00 | 0.88373 | 0.12 | 25.08.2010 23:27:00 | 0.88346 | \$ 193.34 |
| 283 | Buy | 26.08.2010 00:10:00 | 1.05951 | 0.18 | 26.08.2010 01:25:00 | 1.06016 | \$ 712.17 |
| 282 | Buy | 26.08.2010 00:00:00 | 1.05957 | 0.18 | 26.08.2010 01:25:00 | 1.06033 | \$ 870.31 |
| 280 | Buy | 25.08.2010 21:40:00 | 1.06012 | 0.18 | 26.08.2010 01:25:00 | 1.06033 | \$ -72.22 |
| 277 | Sell | 25.08.2010 23:50:00 | 0.88367 | 0.12 | 26.08.2010 03:45:00 | 0.88439 | \$ -1127.69 |
| 275 | Sell | 25.08.2010 22:35:00 | 0.88331 | 0.13 | 26.08.2010 03:45:00 | 0.88446 | \$ -1810.94 |
| 274 | Sell | 25.08.2010 21:40:00 | 0.88263 | 0.13 | 26.08.2010 03:45:00 | 0.88446 | \$ -2742.82 |
| 273 | Sell | 25.08.2010 21:35:00 | 0.88191 | 0.13 | 26.08.2010 03:45:00 | 0.88454 | \$ -3839.16 |
| 206 | Sell | 25.08.2010 22:25:00 | 1.02965 | 0.29 | 26.08.2010 05:05:00 | 1.02937 | \$ 439.45 |
| 205 | Sell | 25.08.2010 22:20:00 | 1.0294 | 0.3 | 26.08.2010 05:05:00 | 1.02926 | \$ -29.21 |
| 204 | Sell | 25.08.2010 22:10:00 | 1.0293 | 0.3 | 26.08.2010 05:05:00 | 1.02926 | \$ -374.79 |
| 203 | Sell | 25.08.2010 22:00:00 | 1.02916 | 0.3 | 26.08.2010 05:05:00 | 1.02918 | \$ -582.13 |
| 280 | Buy | 26.08.2010 22:00:00 | 0.8857 | 0.12 | 26.08.2010 22:40:00 | 0.8882 | \$ 3013.25 |
| 279 | Buy | 26.08.2010 21:35:00 | 0.88599 | 0.12 | 26.08.2010 22:40:00 | 0.8882 | \$ 2646.52 |
| 278 | Buy | 26.08.2010 21:25:00 | 0.8862 | 0.12 | 26.08.2010 22:40:00 | 0.88814 | \$ 2305.08 |
| 287 | Sell | 26.08.2010 22:00:00 | 1.05786 | 0.18 | 26.08.2010 22:45:00 | 1.05487 | \$ 4078.61 |
| 286 | Sell | 26.08.2010 21:35:00 | 1.05771 | 0.18 | 26.08.2010 22:45:00 | 1.05489 | \$ 3834.08 |
| 285 | Sell | 26.08.2010 21:30:00 | 1.05743 | 0.18 | 26.08.2010 22:45:00 | 1.05497 | \$ 3316.23 |
| 284 | Sell | 26.08.2010 21:25:00 | 1.05718 | 0.18 | 26.08.2010 22:45:00 | 1.05494 | \$ 2999.79 |
| 306 | Buy | 26.08.2010 21:50:00 | 107.219 | 0.4 | 26.08.2010 22:45:00 | 107.584 | \$ 14171.17 |
| 305 | Buy | 26.08.2010 21:45:00 | 107.279 | 0.4 | 26.08.2010 22:45:00 | 107.584 | \$ 11770.91 |
| 304 | Buy | 26.08.2010 21:40:00 | 107.324 | 0.41 | 26.08.2010 22:45:00 | 107.59 | \$ 10465.96 |
| 303 | Buy | 26.08.2010 21:30:00 | 107.346 | 0.41 | 26.08.2010 22:45:00 | 107.6 | \$ 9973.87 |
| 292 | Buy | 26.08.2010 21:30:00 | 1.55258 | 0.4 | 26.08.2010 23:02:00 | 1.55303 | \$ 1896.75 |
| 293 | Buy | 26.08.2010 22:00:00 | 1.55251 | 0.4 | 26.08.2010 23:02:00 | 1.55309 | \$ 2444.7 |
| 288 | Sell | 27.08.2010 00:00:00 | 1.05782 | 0.18 | 27.08.2010 03:35:00 | 1.05772 | \$ -78.47 |
| 291 | Buy | 26.08.2010 21:25:00 | 1.55287 | 0.4 | 27.08.2010 03:35:00 | 1.55274 | \$ -718.65 |
| 281 | Buy | 27.08.2010 02:00:00 | 0.88464 | 0.13 | 27.08.2010 03:40:00 | 0.88552 | \$ 1045.01 |
| 180 | Buy | 30.08.2010 00:00:00 | 85.261 | 0.27 | 30.08.2010 01:05:00 | 85.431 | \$ 4256.53 |
| 294 | Sell | 30.08.2010 00:30:00 | 1.55335 | 0.4 | 30.08.2010 01:31:00 | 1.5529 | \$ 1897.61 |
| 210 | Buy | 30.08.2010 00:15:00 | 1.02702 | 0.29 | 30.08.2010 01:35:00 | 1.02864 | \$ 5408.21 |
| 209 | Buy | 30.08.2010 00:10:00 | 1.02721 | 0.29 | 30.08.2010 01:35:00 | 1.02856 | \$ 4506.36 |
| 208 | Buy | 30.08.2010 00:05:00 | 1.02743 | 0.29 | 30.08.2010 01:35:00 | 1.02863 | \$ 4005.33 |
| 207 | Buy | 30.08.2010 00:00:00 | 1.028 | 0.3 | 30.08.2010 01:35:00 | 1.02857 | \$ 1966.56 |
| 212 | Sell | 30.08.2010 22:35:00 | 1.02663 | 0.3 | 30.08.2010 23:35:00 | 1.02577 | \$ 2968.99 |
| 211 | Sell | 30.08.2010 22:30:00 | 1.02642 | 0.3 | 30.08.2010 23:35:00 | 1.02576 | \$ 2277.83 |
| 295 | Sell | 31.08.2010 02:30:00 | 1.54734 | 0.41 | 31.08.2010 03:10:00 | 1.54588 | \$ 6310.62 |
| 266 | Buy | 31.08.2010 22:00:00 | 1.26633 | 0.42 | 31.08.2010 22:54:00 | 1.26718 | \$ 3761.89 |
| 310 | Buy | 31.08.2010 21:50:00 | 106.532 | 0.42 | 31.08.2010 23:55:00 | 106.83 | \$ 12068.6 |
| 309 | Buy | 31.08.2010 21:45:00 | 106.604 | 0.42 | 31.08.2010 23:55:00 | 106.817 | \$ 8498.31 |
| 308 | Buy | 31.08.2010 21:40:00 | 106.612 | 0.42 | 31.08.2010 23:55:00 | 106.82 | \$ 8288.27 |
| 307 | Buy | 31.08.2010 21:35:00 | 106.643 | 0.43 | 31.08.2010 23:55:00 | 106.822 | \$ 7238.44 |
| 181 | Sell | 01.09.2010 00:00:00 | 84.175 | 0.27 | 01.09.2010 02:10:00 | 84.101 | \$ 1664.53 |
| 313 | Sell | 01.09.2010 00:55:00 | 106.809 | 0.43 | 01.09.2010 02:10:00 | 106.646 | \$ 6549.7 |
| 312 | Sell | 01.09.2010 00:20:00 | 106.773 | 0.44 | 01.09.2010 02:10:00 | 106.658 | \$ 4590.2 |
| 311 | Sell | 01.09.2010 00:00:00 | 106.748 | 0.44 | 01.09.2010 02:10:00 | 106.647 | \$ 3974.31 |
| 285 | Sell | 01.09.2010 01:50:00 | 0.89299 | 0.12 | 01.09.2010 02:45:00 | 0.89185 | \$ 1293.89 |
| 284 | Sell | 01.09.2010 01:35:00 | 0.89281 | 0.12 | 01.09.2010 02:45:00 | 0.89167 | \$ 1293.89 |
| 283 | Sell | 01.09.2010 01:05:00 | 0.89268 | 0.13 | 01.09.2010 02:45:00 | 0.89174 | \$ 1127.64 |
| 282 | Sell | 01.09.2010 01:00:00 | 0.89235 | 0.13 | 01.09.2010 02:45:00 | 0.89166 | \$ 785.03 |
| 289 | Buy | 01.09.2010 00:30:00 | 1.06469 | 0.18 | 01.09.2010 02:50:00 | 1.06515 | \$ 439.01 |
| 74 | Buy | 31.08.2010 21:55:00 | 0.82565 | 0.2 | 01.09.2010 07:00:00 | 0.82589 | \$ 300.19 |
| 73 | Buy | 31.08.2010 21:45:00 | 0.82598 | 0.2 | 01.09.2010 07:00:00 | 0.82595 | \$ -434.85 |
| 72 | Buy | 31.08.2010 21:30:00 | 0.82666 | 0.2 | 01.09.2010 07:00:00 | 0.82592 | \$ -2367.74 |
| 267 | Buy | 01.09.2010 21:40:00 | 1.27921 | 0.42 | 01.09.2010 22:45:00 | 1.28044 | \$ 5443.67 |
| 293 | Sell | 01.09.2010 21:50:00 | 1.05267 | 0.18 | 01.09.2010 22:52:00 | 1.05253 | \$ -20.93 |
| 292 | Sell | 01.09.2010 21:40:00 | 1.05244 | 0.18 | 01.09.2010 23:10:00 | 1.05113 | \$ 1662.04 |
| 291 | Sell | 01.09.2010 21:35:00 | 1.05214 | 0.18 | 01.09.2010 23:10:00 | 1.05104 | \$ 1359.97 |

| | | | | | | | |
|-----|------|---------------------|---------|------|---------------------|---------|--------------|
| 290 | Sell | 01.09.2010 21:30:00 | 1.05186 | 0.18 | 01.09.2010 23:10:00 | 1.05112 | \$ 842.13 |
| 314 | Buy | 01.09.2010 22:25:00 | 108.027 | 0.44 | 01.09.2010 23:15:00 | 108.158 | \$ 5288.68 |
| 296 | Buy | 01.09.2010 22:00:00 | 1.54434 | 0.41 | 02.09.2010 00:05:00 | 1.54553 | \$ 4616.34 |
| 316 | Buy | 02.09.2010 01:35:00 | 108.052 | 0.44 | 02.09.2010 03:05:00 | 108.24 | \$ 7796.61 |
| 315 | Buy | 02.09.2010 01:30:00 | 108.066 | 0.44 | 02.09.2010 03:05:00 | 108.24 | \$ 7180.54 |
| 297 | Sell | 02.09.2010 02:25:00 | 1.05181 | 0.18 | 02.09.2010 07:05:00 | 1.05362 | \$ -2825.87 |
| 296 | Sell | 02.09.2010 02:20:00 | 1.05155 | 0.18 | 02.09.2010 07:05:00 | 1.05357 | \$ -3127.95 |
| 295 | Sell | 02.09.2010 02:15:00 | 1.05128 | 0.18 | 02.09.2010 07:05:00 | 1.05358 | \$ -3530.7 |
| 294 | Sell | 02.09.2010 02:00:00 | 1.0511 | 0.18 | 02.09.2010 07:05:00 | 1.05371 | \$ -3976.62 |
| 289 | Buy | 02.09.2010 02:15:00 | 0.90919 | 0.12 | 02.09.2010 07:40:00 | 0.90717 | \$ -2702.67 |
| 288 | Buy | 02.09.2010 02:10:00 | 0.90946 | 0.12 | 02.09.2010 07:40:00 | 0.90717 | \$ -3044.1 |
| 287 | Buy | 02.09.2010 02:05:00 | 0.9097 | 0.12 | 02.09.2010 07:40:00 | 0.90715 | \$ -3372.89 |
| 286 | Buy | 02.09.2010 02:00:00 | 0.91011 | 0.12 | 02.09.2010 07:40:00 | 0.90723 | \$ -3790.21 |
| 214 | Sell | 02.09.2010 21:30:00 | 1.0154 | 0.3 | 02.09.2010 22:55:00 | 1.0127 | \$ 9327.7 |
| 213 | Sell | 02.09.2010 21:25:00 | 1.01475 | 0.31 | 02.09.2010 22:55:00 | 1.01254 | \$ 7888.82 |
| 299 | Sell | 02.09.2010 23:15:00 | 1.54013 | 0.4 | 03.09.2010 00:30:00 | 1.53919 | \$ 3831.14 |
| 298 | Sell | 02.09.2010 23:05:00 | 1.53995 | 0.4 | 03.09.2010 00:30:00 | 1.5391 | \$ 3451.61 |
| 297 | Sell | 02.09.2010 23:00:00 | 1.53977 | 0.41 | 03.09.2010 00:30:00 | 1.53924 | \$ 2154.75 |
| 317 | Sell | 02.09.2010 23:30:00 | 108.138 | 0.45 | 03.09.2010 01:25:00 | 108.033 | \$ 4138.05 |
| 290 | Buy | 03.09.2010 01:30:00 | 0.90942 | 0.12 | 03.09.2010 03:25:00 | 0.91027 | \$ 926.69 |
| 318 | Buy | 06.09.2010 00:00:00 | 108.363 | 0.45 | 06.09.2010 02:06:00 | 108.779 | \$ 18232.34 |
| 215 | Buy | 06.09.2010 00:00:00 | 1.01622 | 0.31 | 06.09.2010 02:30:00 | 1.01737 | \$ 4103.03 |
| 182 | Buy | 06.09.2010 00:00:00 | 84.088 | 0.27 | 06.09.2010 03:05:00 | 84.48 | \$ 10250.53 |
| 291 | Buy | 06.09.2010 02:05:00 | 0.9148 | 0.12 | 06.09.2010 03:13:00 | 0.91502 | \$ 130.0 |
| 268 | Buy | 06.09.2010 02:30:00 | 1.2883 | 0.42 | 06.09.2010 04:55:00 | 1.28901 | \$ 3142.28 |
| 292 | Buy | 07.09.2010 02:30:00 | 0.91536 | 0.12 | 07.09.2010 04:20:00 | 0.91551 | \$ 41.48 |
| 298 | Sell | 07.09.2010 02:30:00 | 1.03733 | 0.18 | 07.09.2010 04:55:00 | 1.03601 | \$ 1676.42 |
| 303 | Sell | 07.09.2010 22:35:00 | 1.53678 | 0.4 | 08.09.2010 00:55:00 | 1.53532 | \$ 6023.94 |
| 302 | Sell | 07.09.2010 22:30:00 | 1.53638 | 0.4 | 08.09.2010 00:55:00 | 1.53518 | \$ 4927.53 |
| 301 | Sell | 07.09.2010 22:20:00 | 1.53579 | 0.41 | 08.09.2010 00:55:00 | 1.5352 | \$ 2414.1 |
| 300 | Sell | 07.09.2010 21:25:00 | 1.53501 | 0.41 | 08.09.2010 00:55:00 | 1.53526 | \$ -1216.67 |
| 295 | Buy | 08.09.2010 22:50:00 | 0.91652 | 0.12 | 09.09.2010 00:11:00 | 0.91855 | \$ 2338.84 |
| 294 | Buy | 08.09.2010 22:45:00 | 0.91701 | 0.12 | 09.09.2010 00:11:00 | 0.91851 | \$ 1668.62 |
| 293 | Buy | 08.09.2010 22:30:00 | 0.91742 | 0.12 | 09.09.2010 00:11:00 | 0.91862 | \$ 1289.24 |
| 271 | Buy | 08.09.2010 22:45:00 | 1.27102 | 0.42 | 09.09.2010 01:35:00 | 1.27249 | \$ 5765.01 |
| 270 | Buy | 08.09.2010 22:20:00 | 1.2714 | 0.42 | 09.09.2010 01:35:00 | 1.27242 | \$ 3773.43 |
| 269 | Buy | 08.09.2010 22:00:00 | 1.27211 | 0.43 | 09.09.2010 01:35:00 | 1.27242 | \$ 646.18 |
| 321 | Buy | 09.09.2010 00:05:00 | 106.641 | 0.45 | 09.09.2010 01:50:00 | 106.836 | \$ 8295.08 |
| 320 | Buy | 08.09.2010 22:45:00 | 106.672 | 0.46 | 09.09.2010 01:50:00 | 106.827 | \$ 6014.14 |
| 319 | Buy | 08.09.2010 22:30:00 | 106.723 | 0.46 | 09.09.2010 01:50:00 | 106.83 | \$ 3805.98 |
| 307 | Buy | 08.09.2010 22:35:00 | 1.54679 | 0.4 | 09.09.2010 02:30:00 | 1.54774 | \$ 3492.15 |
| 306 | Buy | 08.09.2010 22:30:00 | 1.54741 | 0.41 | 09.09.2010 02:30:00 | 1.5476 | \$ 295.97 |
| 305 | Buy | 08.09.2010 22:25:00 | 1.54773 | 0.41 | 09.09.2010 02:30:00 | 1.54775 | \$ -438.49 |
| 304 | Buy | 08.09.2010 21:40:00 | 1.54791 | 0.41 | 09.09.2010 02:30:00 | 1.54761 | \$ -1821.02 |
| 299 | Sell | 08.09.2010 22:50:00 | 1.03749 | 0.18 | 09.09.2010 03:20:00 | 1.03686 | \$ 523.46 |
| 296 | Buy | 09.09.2010 21:25:00 | 0.92298 | 0.12 | 09.09.2010 22:00:00 | 0.92414 | \$ 1318.71 |
| 300 | Sell | 09.09.2010 23:30:00 | 1.03461 | 0.18 | 10.09.2010 01:50:00 | 1.03339 | \$ 1479.1 |
| 322 | Buy | 13.09.2010 00:00:00 | 107.007 | 0.46 | 13.09.2010 00:27:00 | 107.025 | \$ 335.76 |
| 272 | Buy | 13.09.2010 00:00:00 | 1.26755 | 0.43 | 13.09.2010 00:38:00 | 1.27032 | \$ 12551.22 |
| 75 | Buy | 13.09.2010 00:00:00 | 0.82765 | 0.2 | 13.09.2010 03:00:00 | 0.82857 | \$ 2257.58 |
| 304 | Buy | 13.09.2010 01:55:00 | 1.03221 | 0.18 | 13.09.2010 04:35:00 | 1.03236 | \$ -6.66 |
| 303 | Buy | 13.09.2010 01:50:00 | 1.03243 | 0.18 | 13.09.2010 04:35:00 | 1.03241 | \$ -251.06 |
| 302 | Buy | 13.09.2010 01:30:00 | 1.0329 | 0.18 | 13.09.2010 04:35:00 | 1.03247 | \$ -840.5 |
| 301 | Buy | 13.09.2010 00:30:00 | 1.03314 | 0.18 | 13.09.2010 04:35:00 | 1.03255 | \$ -1070.53 |
| 311 | Sell | 13.09.2010 02:15:00 | 1.53754 | 0.4 | 13.09.2010 08:50:00 | 1.54096 | \$ -14421.86 |
| 310 | Sell | 13.09.2010 02:10:00 | 1.53733 | 0.41 | 13.09.2010 08:50:00 | 1.54088 | \$ -15344.32 |
| 309 | Sell | 13.09.2010 02:05:00 | 1.53686 | 0.41 | 13.09.2010 08:50:00 | 1.54088 | \$ -17375.82 |
| 308 | Sell | 13.09.2010 02:00:00 | 1.53672 | 0.41 | 13.09.2010 08:50:00 | 1.54084 | \$ -17808.06 |
| 312 | Buy | 13.09.2010 22:00:00 | 1.54043 | 0.4 | 14.09.2010 01:07:00 | 1.54187 | \$ 5898.9 |
| 313 | Buy | 14.09.2010 02:30:00 | 1.53953 | 0.4 | 14.09.2010 04:25:00 | 1.5397 | \$ 716.55 |

| | | | | | | | |
|-----|------|---------------------|---------|------|---------------------|---------|--------------|
| 274 | Buy | 14.09.2010 02:25:00 | 1.28635 | 0.43 | 14.09.2010 04:55:00 | 1.28713 | \$ 3534.28 |
| 273 | Buy | 14.09.2010 02:05:00 | 1.28685 | 0.43 | 14.09.2010 04:55:00 | 1.28723 | \$ 1721.82 |
| 299 | Buy | 14.09.2010 02:25:00 | 0.93329 | 0.12 | 14.09.2010 04:55:00 | 0.93392 | \$ 648.48 |
| 298 | Buy | 14.09.2010 02:05:00 | 0.93349 | 0.12 | 14.09.2010 04:55:00 | 0.93381 | \$ 256.46 |
| 297 | Buy | 14.09.2010 02:00:00 | 0.934 | 0.12 | 14.09.2010 04:55:00 | 0.93378 | \$ -426.42 |
| 305 | Sell | 14.09.2010 23:00:00 | 1.02767 | 0.19 | 14.09.2010 23:30:00 | 1.02709 | \$ 645.98 |
| 217 | Sell | 14.09.2010 23:55:00 | 0.99615 | 0.31 | 15.09.2010 02:00:00 | 0.99573 | \$ 1321.05 |
| 216 | Sell | 14.09.2010 23:30:00 | 0.99602 | 0.32 | 15.09.2010 02:00:00 | 0.99553 | \$ 1621.7 |
| 326 | Buy | 14.09.2010 23:55:00 | 107.956 | 0.45 | 15.09.2010 02:35:00 | 107.975 | \$ 165.36 |
| 325 | Buy | 14.09.2010 23:45:00 | 107.975 | 0.45 | 15.09.2010 02:35:00 | 107.972 | \$ -824.75 |
| 324 | Buy | 14.09.2010 23:35:00 | 108.009 | 0.46 | 15.09.2010 02:35:00 | 107.987 | \$ -1717.19 |
| 323 | Buy | 14.09.2010 23:30:00 | 108.027 | 0.46 | 15.09.2010 02:35:00 | 107.973 | \$ -3189.33 |
| 278 | Buy | 14.09.2010 23:45:00 | 1.29931 | 0.42 | 15.09.2010 03:00:00 | 1.29959 | \$ 992.26 |
| 277 | Buy | 14.09.2010 23:15:00 | 1.29954 | 0.42 | 15.09.2010 03:00:00 | 1.2996 | \$ 18.59 |
| 276 | Buy | 14.09.2010 23:05:00 | 1.30005 | 0.43 | 15.09.2010 03:00:00 | 1.29959 | \$ -2337.14 |
| 275 | Buy | 14.09.2010 23:00:00 | 1.30051 | 0.43 | 15.09.2010 03:00:00 | 1.29949 | \$ -4874.56 |
| 308 | Sell | 15.09.2010 00:35:00 | 1.02792 | 0.18 | 15.09.2010 03:00:00 | 1.02653 | \$ 1777.12 |
| 307 | Sell | 15.09.2010 00:30:00 | 1.02782 | 0.18 | 15.09.2010 03:00:00 | 1.02662 | \$ 1503.81 |
| 306 | Sell | 14.09.2010 23:35:00 | 1.02778 | 0.19 | 15.09.2010 03:00:00 | 1.02655 | \$ 1576.46 |
| 317 | Buy | 14.09.2010 23:50:00 | 1.55379 | 0.39 | 15.09.2010 03:00:00 | 1.55392 | \$ 367.82 |
| 316 | Buy | 14.09.2010 23:15:00 | 1.555 | 0.39 | 15.09.2010 03:00:00 | 1.55386 | \$ -4851.41 |
| 315 | Buy | 14.09.2010 23:05:00 | 1.55522 | 0.4 | 15.09.2010 03:00:00 | 1.55396 | \$ -5481.6 |
| 314 | Buy | 14.09.2010 23:00:00 | 1.55556 | 0.4 | 15.09.2010 03:00:00 | 1.55385 | \$ -7378.35 |
| 303 | Buy | 14.09.2010 23:35:00 | 0.94052 | 0.12 | 15.09.2010 03:10:00 | 0.94066 | \$ 2.16 |
| 302 | Buy | 14.09.2010 23:25:00 | 0.94098 | 0.12 | 15.09.2010 03:10:00 | 0.9407 | \$ -528.97 |
| 301 | Buy | 14.09.2010 23:05:00 | 0.9412 | 0.12 | 15.09.2010 03:10:00 | 0.94062 | \$ -908.35 |
| 300 | Buy | 14.09.2010 23:00:00 | 0.9418 | 0.12 | 15.09.2010 03:10:00 | 0.94068 | \$ -1591.22 |
| 319 | Buy | 15.09.2010 22:05:00 | 1.56114 | 0.39 | 15.09.2010 22:56:00 | 1.56176 | \$ 2547.97 |
| 183 | Buy | 15.09.2010 21:35:00 | 85.515 | 0.27 | 15.09.2010 23:50:00 | 85.721 | \$ 5228.53 |
| 320 | Buy | 15.09.2010 23:00:00 | 1.56173 | 0.39 | 16.09.2010 00:35:00 | 1.56282 | \$ 3980.19 |
| 318 | Buy | 15.09.2010 22:00:00 | 1.56194 | 0.39 | 16.09.2010 00:35:00 | 1.5629 | \$ 3445.94 |
| 327 | Buy | 16.09.2010 01:30:00 | 111.457 | 0.44 | 16.09.2010 02:02:00 | 111.485 | \$ 741.63 |
| 185 | Buy | 16.09.2010 02:30:00 | 85.62 | 0.27 | 16.09.2010 07:45:00 | 85.32 | \$ -8433.47 |
| 184 | Buy | 16.09.2010 01:30:00 | 85.65 | 0.27 | 16.09.2010 07:45:00 | 85.336 | \$ -8811.47 |
| 328 | Buy | 16.09.2010 02:30:00 | 111.391 | 0.44 | 16.09.2010 07:45:00 | 110.873 | \$ -23282.11 |
| 321 | Sell | 16.09.2010 21:30:00 | 1.56415 | 0.4 | 16.09.2010 23:00:00 | 1.56274 | \$ 5945.86 |
| 329 | Buy | 17.09.2010 00:00:00 | 112.161 | 0.43 | 17.09.2010 01:40:00 | 112.248 | \$ 3258.68 |
| 322 | Buy | 17.09.2010 02:30:00 | 1.5611 | 0.4 | 17.09.2010 05:10:00 | 1.5626 | \$ 6322.5 |
| 330 | Buy | 17.09.2010 02:30:00 | 112.113 | 0.43 | 17.09.2010 05:45:00 | 112.3 | \$ 7558.96 |
| 331 | Sell | 20.09.2010 00:02:00 | 111.944 | 0.44 | 20.09.2010 01:25:00 | 111.804 | \$ 5667.45 |
| 323 | Sell | 20.09.2010 00:30:00 | 1.56552 | 0.4 | 20.09.2010 03:01:00 | 1.56471 | \$ 3415.71 |
| 304 | Buy | 20.09.2010 23:00:00 | 0.94659 | 0.12 | 21.09.2010 00:05:00 | 0.94757 | \$ 1064.4 |
| 309 | Sell | 20.09.2010 22:30:00 | 1.03008 | 0.18 | 21.09.2010 00:24:00 | 1.02886 | \$ 1479.09 |
| 312 | Sell | 21.09.2010 01:15:00 | 1.03053 | 0.18 | 21.09.2010 03:45:00 | 1.02966 | \$ 1029.13 |
| 311 | Sell | 21.09.2010 01:05:00 | 1.03021 | 0.18 | 21.09.2010 03:45:00 | 1.02961 | \$ 640.75 |
| 310 | Sell | 21.09.2010 01:00:00 | 1.02997 | 0.18 | 21.09.2010 03:45:00 | 1.02971 | \$ 151.69 |
| 307 | Buy | 21.09.2010 01:20:00 | 0.94555 | 0.12 | 21.09.2010 04:20:00 | 0.94638 | \$ 901.4 |
| 306 | Buy | 21.09.2010 01:10:00 | 0.94577 | 0.12 | 21.09.2010 04:20:00 | 0.9464 | \$ 648.48 |
| 305 | Buy | 21.09.2010 01:00:00 | 0.946 | 0.12 | 21.09.2010 04:20:00 | 0.94628 | \$ 205.88 |
| 324 | Sell | 21.09.2010 02:30:00 | 1.55558 | 0.4 | 21.09.2010 07:50:00 | 1.55709 | \$ -6367.55 |
| 327 | Sell | 21.09.2010 21:40:00 | 1.56247 | 0.39 | 21.09.2010 22:43:00 | 1.56171 | \$ 3124.74 |
| 328 | Sell | 21.09.2010 21:45:00 | 1.56285 | 0.39 | 21.09.2010 22:43:00 | 1.56175 | \$ 4522.65 |
| 314 | Buy | 21.09.2010 21:35:00 | 1.02345 | 0.18 | 21.09.2010 23:47:00 | 1.02621 | \$ 3745.63 |
| 315 | Buy | 21.09.2010 21:45:00 | 1.02277 | 0.18 | 21.09.2010 23:47:00 | 1.02629 | \$ 4838.25 |
| 330 | Sell | 21.09.2010 23:50:00 | 1.56265 | 0.39 | 22.09.2010 01:05:00 | 1.56032 | \$ 9450.34 |
| 329 | Sell | 21.09.2010 22:55:00 | 1.56226 | 0.39 | 22.09.2010 01:05:00 | 1.5603 | \$ 7929.08 |
| 326 | Sell | 21.09.2010 21:35:00 | 1.56177 | 0.39 | 22.09.2010 01:05:00 | 1.56026 | \$ 6078.91 |
| 325 | Sell | 21.09.2010 21:30:00 | 1.55958 | 0.4 | 22.09.2010 01:05:00 | 1.56013 | \$ -2452.08 |
| 313 | Buy | 21.09.2010 21:30:00 | 1.02668 | 0.18 | 22.09.2010 01:20:00 | 1.02672 | \$ -215.41 |
| 218 | Sell | 22.09.2010 21:25:00 | 0.98824 | 0.31 | 22.09.2010 22:00:00 | 0.98648 | \$ 6281.87 |

| | | | | | | | |
|-----|------|---------------------|---------|------|---------------------|---------|-------------|
| 308 | Sell | 22.09.2010 22:00:00 | 0.95636 | 0.12 | 22.09.2010 23:06:00 | 0.95578 | \$ 585.5 |
| 186 | Sell | 22.09.2010 21:30:00 | 84.538 | 0.27 | 23.09.2010 00:05:00 | 84.467 | \$ 1247.38 |
| 310 | Sell | 23.09.2010 00:05:00 | 0.95711 | 0.12 | 23.09.2010 01:35:00 | 0.95415 | \$ 3596.2 |
| 309 | Sell | 23.09.2010 00:00:00 | 0.95672 | 0.12 | 23.09.2010 01:35:00 | 0.95413 | \$ 3128.15 |
| 318 | Buy | 22.09.2010 22:50:00 | 1.02969 | 0.18 | 23.09.2010 01:50:00 | 1.03061 | \$ 948.51 |
| 317 | Buy | 22.09.2010 22:05:00 | 1.03025 | 0.18 | 23.09.2010 01:50:00 | 1.03056 | \$ 71.54 |
| 316 | Buy | 22.09.2010 22:00:00 | 1.03053 | 0.18 | 23.09.2010 01:50:00 | 1.03067 | \$ -172.86 |
| 311 | Buy | 23.09.2010 02:00:00 | 0.95311 | 0.12 | 23.09.2010 02:32:00 | 0.95388 | \$ 825.52 |
| 279 | Buy | 23.09.2010 02:00:00 | 1.33875 | 0.41 | 23.09.2010 04:00:00 | 1.34052 | \$ 7647.07 |
| 332 | Sell | 23.09.2010 21:35:00 | 112.692 | 0.44 | 23.09.2010 21:50:00 | 112.494 | \$ 8216.17 |
| 220 | Sell | 23.09.2010 21:50:00 | 0.98575 | 0.31 | 24.09.2010 01:00:00 | 0.98561 | \$ 321.17 |
| 219 | Sell | 23.09.2010 21:30:00 | 0.98565 | 0.31 | 24.09.2010 01:00:00 | 0.98558 | \$ 71.2 |
| 334 | Buy | 23.09.2010 22:40:00 | 1.5679 | 0.39 | 24.09.2010 01:25:00 | 1.5689 | \$ 3943.19 |
| 333 | Buy | 23.09.2010 21:50:00 | 1.56857 | 0.4 | 24.09.2010 01:25:00 | 1.56882 | \$ 883.05 |
| 332 | Buy | 23.09.2010 21:45:00 | 1.56957 | 0.4 | 24.09.2010 01:25:00 | 1.56895 | \$ -2784.0 |
| 331 | Buy | 23.09.2010 21:40:00 | 1.56988 | 0.41 | 24.09.2010 01:25:00 | 1.56876 | \$ -5013.79 |
| 333 | Sell | 24.09.2010 02:30:00 | 112.617 | 0.44 | 24.09.2010 03:10:00 | 112.332 | \$ 12044.5 |
| 335 | Buy | 27.09.2010 00:10:00 | 113.559 | 0.44 | 27.09.2010 00:50:00 | 113.618 | \$ 2096.39 |
| 335 | Buy | 27.09.2010 00:00:00 | 1.58157 | 0.41 | 27.09.2010 01:05:00 | 1.58292 | \$ 5832.51 |
| 280 | Buy | 27.09.2010 01:00:00 | 1.34802 | 0.41 | 27.09.2010 01:25:00 | 1.34935 | \$ 5746.1 |
| 334 | Buy | 27.09.2010 00:00:00 | 113.608 | 0.44 | 27.09.2010 01:35:00 | 113.657 | \$ 1656.17 |
| 282 | Buy | 27.09.2010 02:25:00 | 1.34701 | 0.41 | 27.09.2010 07:20:00 | 1.3469 | \$ -475.24 |
| 281 | Buy | 27.09.2010 02:00:00 | 1.34789 | 0.41 | 27.09.2010 07:20:00 | 1.34703 | \$ -3715.52 |
| 336 | Buy | 27.09.2010 02:30:00 | 1.58244 | 0.41 | 27.09.2010 07:20:00 | 1.58256 | \$ 518.44 |
| 221 | Sell | 27.09.2010 21:30:00 | 0.98506 | 0.31 | 27.09.2010 22:46:00 | 0.98461 | \$ 1603.85 |
| 283 | Buy | 27.09.2010 23:30:00 | 1.34391 | 0.41 | 28.09.2010 00:02:00 | 1.34428 | \$ 1357.47 |
| 222 | Sell | 27.09.2010 23:30:00 | 0.98577 | 0.31 | 28.09.2010 03:10:00 | 0.98555 | \$ 606.85 |
| 340 | Buy | 28.09.2010 01:15:00 | 1.58068 | 0.4 | 28.09.2010 03:15:00 | 1.58172 | \$ 4383.6 |
| 339 | Buy | 28.09.2010 01:00:00 | 1.58097 | 0.4 | 28.09.2010 03:15:00 | 1.58172 | \$ 3161.25 |
| 338 | Buy | 28.09.2010 00:05:00 | 1.58233 | 0.4 | 28.09.2010 03:15:00 | 1.58172 | \$ -2571.15 |
| 337 | Buy | 27.09.2010 23:30:00 | 1.58246 | 0.41 | 28.09.2010 03:15:00 | 1.58163 | \$ -3760.88 |
| 287 | Buy | 28.09.2010 01:20:00 | 1.34335 | 0.4 | 28.09.2010 03:20:00 | 1.34409 | \$ 3119.1 |
| 286 | Buy | 28.09.2010 01:15:00 | 1.34366 | 0.41 | 28.09.2010 03:20:00 | 1.34399 | \$ 1425.73 |
| 285 | Buy | 28.09.2010 01:05:00 | 1.34384 | 0.41 | 28.09.2010 03:20:00 | 1.34397 | \$ 561.65 |
| 284 | Buy | 28.09.2010 01:00:00 | 1.34391 | 0.41 | 28.09.2010 03:20:00 | 1.3441 | \$ 820.87 |
| 315 | Buy | 27.09.2010 23:20:00 | 0.96114 | 0.12 | 28.09.2010 03:20:00 | 0.96008 | \$ -1515.35 |
| 314 | Buy | 27.09.2010 23:10:00 | 0.96151 | 0.12 | 28.09.2010 03:20:00 | 0.96002 | \$ -2059.12 |
| 313 | Buy | 27.09.2010 23:05:00 | 0.96168 | 0.12 | 28.09.2010 03:20:00 | 0.9601 | \$ -2172.93 |
| 312 | Buy | 27.09.2010 23:00:00 | 0.96204 | 0.12 | 28.09.2010 03:20:00 | 0.96016 | \$ -2552.31 |
| 321 | Sell | 27.09.2010 23:20:00 | 1.02912 | 0.18 | 28.09.2010 03:20:00 | 1.02953 | \$ -865.55 |
| 320 | Sell | 27.09.2010 23:05:00 | 1.02853 | 0.18 | 28.09.2010 03:20:00 | 1.02954 | \$ -1728.61 |
| 319 | Sell | 27.09.2010 23:00:00 | 1.02832 | 0.19 | 28.09.2010 03:20:00 | 1.02949 | \$ -2067.57 |
| 336 | Buy | 28.09.2010 01:30:00 | 113.213 | 0.44 | 28.09.2010 03:35:00 | 113.316 | \$ 4033.84 |
| 289 | Buy | 28.09.2010 21:45:00 | 1.35567 | 0.41 | 28.09.2010 22:45:00 | 1.35852 | \$ 12313.07 |
| 288 | Buy | 28.09.2010 21:30:00 | 1.35628 | 0.41 | 28.09.2010 22:45:00 | 1.35846 | \$ 9418.41 |
| 188 | Sell | 28.09.2010 23:00:00 | 83.943 | 0.27 | 29.09.2010 00:55:00 | 83.821 | \$ 2848.48 |
| 187 | Sell | 28.09.2010 22:00:00 | 83.934 | 0.27 | 29.09.2010 00:55:00 | 83.818 | \$ 2686.48 |
| 291 | Buy | 29.09.2010 02:00:00 | 1.3567 | 0.41 | 29.09.2010 03:35:00 | 1.35838 | \$ 7258.23 |
| 290 | Buy | 29.09.2010 01:30:00 | 1.3575 | 0.42 | 29.09.2010 03:35:00 | 1.35839 | \$ 3938.91 |
| 77 | Buy | 29.09.2010 02:00:00 | 0.85868 | 0.18 | 29.09.2010 07:15:00 | 0.8591 | \$ 806.75 |
| 76 | Buy | 29.09.2010 01:30:00 | 0.85904 | 0.19 | 29.09.2010 07:15:00 | 0.85901 | \$ -312.25 |
| 317 | Buy | 29.09.2010 22:35:00 | 0.96819 | 0.12 | 30.09.2010 00:09:00 | 0.96851 | \$ 176.41 |
| 318 | Buy | 29.09.2010 22:45:00 | 0.96781 | 0.12 | 30.09.2010 00:09:00 | 0.96853 | \$ 682.24 |
| 323 | Sell | 29.09.2010 22:45:00 | 1.03392 | 0.19 | 30.09.2010 01:45:00 | 1.03206 | \$ 2420.11 |
| 322 | Sell | 29.09.2010 22:35:00 | 1.03338 | 0.19 | 30.09.2010 01:45:00 | 1.03214 | \$ 1478.73 |
| 316 | Buy | 29.09.2010 22:30:00 | 0.96889 | 0.12 | 30.09.2010 03:20:00 | 0.96961 | \$ 682.24 |
| 223 | Sell | 30.09.2010 21:25:00 | 0.98312 | 0.32 | 30.09.2010 22:05:00 | 0.98264 | \$ 1766.18 |
| 341 | Buy | 30.09.2010 21:25:00 | 1.56768 | 0.41 | 30.09.2010 22:05:00 | 1.57056 | \$ 12442.68 |
| 319 | Sell | 30.09.2010 22:00:00 | 0.96691 | 0.12 | 01.10.2010 00:45:00 | 0.966 | \$ 980.06 |
| 81 | Buy | 01.10.2010 02:15:00 | 0.86657 | 0.18 | 01.10.2010 03:15:00 | 0.86749 | \$ 2031.82 |

| | | | | | | | |
|-----|------|---------------------|---------|------|---------------------|---------|-------------|
| 80 | Buy | 01.10.2010 01:50:00 | 0.86679 | 0.18 | 01.10.2010 03:15:00 | 0.86764 | \$ 1860.31 |
| 79 | Buy | 01.10.2010 01:45:00 | 0.86691 | 0.18 | 01.10.2010 03:15:00 | 0.8676 | \$ 1468.29 |
| 78 | Buy | 01.10.2010 01:30:00 | 0.86707 | 0.19 | 01.10.2010 03:15:00 | 0.8675 | \$ 877.43 |
| 325 | Sell | 01.10.2010 02:10:00 | 1.03105 | 0.19 | 01.10.2010 03:20:00 | 1.02952 | \$ 2088.41 |
| 324 | Sell | 01.10.2010 02:00:00 | 1.03097 | 0.19 | 01.10.2010 03:20:00 | 1.02953 | \$ 1951.76 |
| 344 | Sell | 01.10.2010 02:20:00 | 1.5724 | 0.4 | 01.10.2010 08:55:00 | 1.5727 | \$ -1265.07 |
| 343 | Sell | 01.10.2010 02:15:00 | 1.57194 | 0.41 | 01.10.2010 08:55:00 | 1.57262 | \$ -2939.19 |
| 342 | Sell | 30.09.2010 23:30:00 | 1.5717 | 0.41 | 01.10.2010 08:55:00 | 1.57264 | \$ -4199.1 |
| 345 | Buy | 04.10.2010 00:00:00 | 1.57978 | 0.41 | 04.10.2010 00:34:00 | 1.58022 | \$ 1900.96 |
| 346 | Buy | 04.10.2010 00:35:00 | 1.58038 | 0.41 | 04.10.2010 01:40:00 | 1.58175 | \$ 5918.92 |
| 225 | Sell | 04.10.2010 02:05:00 | 0.9763 | 0.32 | 04.10.2010 03:05:00 | 0.97606 | \$ 881.49 |
| 292 | Buy | 04.10.2010 02:00:00 | 1.3774 | 0.42 | 04.10.2010 05:25:00 | 1.37631 | \$ -4824.07 |
| 326 | Sell | 04.10.2010 02:00:00 | 1.02009 | 0.19 | 04.10.2010 06:05:00 | 1.01871 | \$ 1860.66 |
| 224 | Sell | 04.10.2010 02:00:00 | 0.97617 | 0.32 | 04.10.2010 07:15:00 | 0.97654 | \$ -1367.1 |
| 347 | Buy | 04.10.2010 22:30:00 | 1.58229 | 0.41 | 04.10.2010 23:25:00 | 1.58373 | \$ 6221.34 |
| 337 | Sell | 05.10.2010 02:00:00 | 114.218 | 0.44 | 05.10.2010 03:03:00 | 114.18 | \$ 1169.46 |
| 338 | Sell | 05.10.2010 02:10:00 | 114.283 | 0.44 | 05.10.2010 03:03:00 | 114.162 | \$ 4821.13 |
| 339 | Sell | 05.10.2010 02:15:00 | 114.318 | 0.43 | 05.10.2010 03:03:00 | 114.169 | \$ 5915.41 |
| 189 | Sell | 05.10.2010 02:30:00 | 83.585 | 0.28 | 05.10.2010 03:50:00 | 83.505 | \$ 1894.18 |
| 348 | Buy | 05.10.2010 02:30:00 | 1.58106 | 0.41 | 05.10.2010 05:50:00 | 1.58163 | \$ 2462.61 |
| 293 | Buy | 05.10.2010 23:20:00 | 1.38272 | 0.42 | 06.10.2010 00:14:00 | 1.38298 | \$ 903.75 |
| 295 | Buy | 06.10.2010 01:10:00 | 1.38263 | 0.41 | 06.10.2010 02:45:00 | 1.38464 | \$ 8683.95 |
| 294 | Buy | 06.10.2010 01:05:00 | 1.38297 | 0.42 | 06.10.2010 02:45:00 | 1.38462 | \$ 7302.49 |
| 321 | Buy | 06.10.2010 01:10:00 | 0.97067 | 0.12 | 06.10.2010 02:45:00 | 0.97197 | \$ 1495.75 |
| 320 | Buy | 06.10.2010 01:00:00 | 0.97086 | 0.12 | 06.10.2010 02:45:00 | 0.97204 | \$ 1344.0 |
| 351 | Buy | 05.10.2010 23:30:00 | 1.58828 | 0.41 | 06.10.2010 02:45:00 | 1.59034 | \$ 8725.0 |
| 350 | Buy | 05.10.2010 23:25:00 | 1.58849 | 0.41 | 06.10.2010 02:45:00 | 1.59028 | \$ 7558.51 |
| 349 | Buy | 05.10.2010 23:20:00 | 1.58859 | 0.41 | 06.10.2010 02:45:00 | 1.59018 | \$ 6694.43 |
| 327 | Sell | 05.10.2010 23:00:00 | 1.01735 | 0.19 | 06.10.2010 04:45:00 | 1.01657 | \$ 893.2 |
| 331 | Sell | 06.10.2010 23:15:00 | 1.01198 | 0.19 | 07.10.2010 03:20:00 | 1.01078 | \$ 1418.0 |
| 330 | Sell | 06.10.2010 23:10:00 | 1.01151 | 0.19 | 07.10.2010 03:20:00 | 1.01095 | \$ 446.25 |
| 329 | Sell | 06.10.2010 23:05:00 | 1.01094 | 0.19 | 07.10.2010 03:20:00 | 1.01082 | \$ -221.81 |
| 328 | Sell | 06.10.2010 23:00:00 | 1.01067 | 0.19 | 07.10.2010 03:20:00 | 1.01082 | \$ -631.77 |
| 299 | Buy | 07.10.2010 02:20:00 | 1.39142 | 0.41 | 07.10.2010 08:20:00 | 1.3922 | \$ 3369.9 |
| 298 | Buy | 07.10.2010 01:50:00 | 1.39169 | 0.41 | 07.10.2010 08:20:00 | 1.39205 | \$ 1555.34 |
| 297 | Buy | 07.10.2010 01:25:00 | 1.39204 | 0.42 | 07.10.2010 08:20:00 | 1.39212 | \$ 354.06 |
| 296 | Buy | 07.10.2010 01:00:00 | 1.39226 | 0.42 | 07.10.2010 08:20:00 | 1.39206 | \$ -885.15 |
| 343 | Sell | 07.10.2010 23:40:00 | 114.728 | 0.43 | 08.10.2010 00:40:00 | 114.614 | \$ 4312.76 |
| 342 | Sell | 07.10.2010 23:30:00 | 114.714 | 0.43 | 08.10.2010 00:40:00 | 114.62 | \$ 3452.8 |
| 341 | Sell | 07.10.2010 23:10:00 | 114.707 | 0.44 | 08.10.2010 00:40:00 | 114.629 | \$ 2829.14 |
| 340 | Sell | 07.10.2010 22:00:00 | 114.679 | 0.44 | 08.10.2010 00:40:00 | 114.614 | \$ 2257.27 |
| 84 | Sell | 07.10.2010 21:55:00 | 0.87707 | 0.18 | 08.10.2010 01:20:00 | 0.87679 | \$ 437.48 |
| 83 | Sell | 07.10.2010 21:50:00 | 0.87676 | 0.18 | 08.10.2010 01:20:00 | 0.87672 | \$ -151.16 |
| 82 | Sell | 07.10.2010 21:25:00 | 0.87665 | 0.19 | 08.10.2010 01:20:00 | 0.87689 | \$ -884.44 |
| 333 | Buy | 08.10.2010 01:30:00 | 1.01701 | 0.19 | 08.10.2010 02:10:00 | 1.01822 | \$ 1601.55 |
| 332 | Buy | 07.10.2010 23:30:00 | 1.01707 | 0.19 | 08.10.2010 02:10:00 | 1.01837 | \$ 1684.71 |
| 227 | Buy | 07.10.2010 23:30:00 | 0.9657 | 0.32 | 08.10.2010 03:35:00 | 0.96689 | \$ 4378.4 |
| 226 | Buy | 07.10.2010 22:00:00 | 0.96641 | 0.32 | 08.10.2010 03:35:00 | 0.96686 | \$ 1650.96 |
| 322 | Sell | 08.10.2010 01:30:00 | 0.98305 | 0.12 | 08.10.2010 03:35:00 | 0.98051 | \$ 3064.9 |
| 345 | Sell | 08.10.2010 01:40:00 | 114.737 | 0.44 | 08.10.2010 04:10:00 | 114.58 | \$ 6403.11 |
| 344 | Sell | 08.10.2010 01:30:00 | 114.73 | 0.45 | 08.10.2010 04:10:00 | 114.57 | \$ 6683.68 |
| 301 | Sell | 11.10.2010 00:05:00 | 1.39901 | 0.42 | 11.10.2010 02:00:00 | 1.39836 | \$ 2878.05 |
| 302 | Sell | 11.10.2010 00:30:00 | 1.39916 | 0.41 | 11.10.2010 02:00:00 | 1.3983 | \$ 3717.21 |
| 303 | Sell | 11.10.2010 00:55:00 | 1.40011 | 0.41 | 11.10.2010 02:00:00 | 1.39827 | \$ 7953.11 |
| 87 | Sell | 11.10.2010 01:00:00 | 0.87754 | 0.18 | 11.10.2010 03:05:00 | 0.87621 | \$ 3039.68 |
| 86 | Sell | 11.10.2010 00:55:00 | 0.87733 | 0.18 | 11.10.2010 03:05:00 | 0.87621 | \$ 2524.63 |
| 85 | Sell | 11.10.2010 00:30:00 | 0.87707 | 0.19 | 11.10.2010 03:05:00 | 0.87604 | \$ 2431.89 |
| 304 | Sell | 11.10.2010 02:30:00 | 1.39972 | 0.42 | 11.10.2010 03:08:00 | 1.39912 | \$ 2656.66 |
| 325 | Sell | 11.10.2010 01:50:00 | 0.98937 | 0.12 | 11.10.2010 03:30:00 | 0.98833 | \$ 1167.4 |
| 324 | Sell | 11.10.2010 01:40:00 | 0.98921 | 0.12 | 11.10.2010 03:30:00 | 0.98828 | \$ 1028.25 |

| | | | | | | | |
|-----|------|---------------------|---------|------|---------------------|---------|--------------|
| 323 | Sell | 11.10.2010 01:30:00 | 0.98912 | 0.12 | 11.10.2010 03:30:00 | 0.98825 | \$ 952.35 |
| 300 | Sell | 11.10.2010 00:00:00 | 1.39479 | 0.42 | 11.10.2010 03:45:00 | 1.39754 | \$ -12176.36 |
| 352 | Sell | 12.10.2010 01:30:00 | 1.58954 | 0.42 | 12.10.2010 03:08:00 | 1.58798 | \$ 6907.32 |
| 305 | Sell | 12.10.2010 21:30:00 | 1.39208 | 0.43 | 12.10.2010 22:10:00 | 1.39154 | \$ 2447.92 |
| 308 | Sell | 12.10.2010 22:25:00 | 1.39266 | 0.42 | 12.10.2010 23:20:00 | 1.39207 | \$ 2612.38 |
| 349 | Sell | 12.10.2010 22:00:00 | 113.866 | 0.44 | 12.10.2010 23:55:00 | 113.763 | \$ 4030.94 |
| 348 | Sell | 12.10.2010 21:55:00 | 113.841 | 0.44 | 12.10.2010 23:55:00 | 113.766 | \$ 2799.09 |
| 347 | Sell | 12.10.2010 21:30:00 | 113.793 | 0.45 | 12.10.2010 23:55:00 | 113.775 | \$ 297.93 |
| 346 | Sell | 12.10.2010 21:25:00 | 113.706 | 0.45 | 12.10.2010 23:55:00 | 113.761 | \$ -2986.66 |
| 326 | Sell | 12.10.2010 21:30:00 | 0.98649 | 0.12 | 13.10.2010 01:05:00 | 0.98559 | \$ 967.41 |
| 88 | Buy | 13.10.2010 02:00:00 | 0.88015 | 0.19 | 13.10.2010 02:25:00 | 0.88057 | \$ 851.57 |
| 310 | Sell | 13.10.2010 00:00:00 | 1.3924 | 0.42 | 13.10.2010 02:25:00 | 1.39099 | \$ 6243.15 |
| 309 | Sell | 12.10.2010 23:40:00 | 1.39219 | 0.42 | 13.10.2010 02:25:00 | 1.39094 | \$ 5500.19 |
| 307 | Sell | 12.10.2010 22:20:00 | 1.3918 | 0.43 | 13.10.2010 02:25:00 | 1.39088 | \$ 4135.19 |
| 306 | Sell | 12.10.2010 22:15:00 | 1.39147 | 0.43 | 13.10.2010 02:25:00 | 1.39094 | \$ 2367.25 |
| 356 | Sell | 12.10.2010 23:15:00 | 1.58054 | 0.41 | 13.10.2010 02:25:00 | 1.57976 | \$ 3235.34 |
| 355 | Sell | 12.10.2010 23:10:00 | 1.57996 | 0.41 | 13.10.2010 02:25:00 | 1.57983 | \$ 425.82 |
| 354 | Sell | 12.10.2010 23:00:00 | 1.57981 | 0.42 | 13.10.2010 02:25:00 | 1.57976 | \$ 81.98 |
| 353 | Sell | 12.10.2010 22:35:00 | 1.57954 | 0.42 | 13.10.2010 02:25:00 | 1.57983 | \$ -1423.45 |
| 335 | Sell | 13.10.2010 22:55:00 | 1.00487 | 0.19 | 13.10.2010 23:45:00 | 1.0036 | \$ 1693.64 |
| 334 | Sell | 13.10.2010 22:30:00 | 1.00455 | 0.19 | 13.10.2010 23:45:00 | 1.00354 | \$ 1298.87 |
| 330 | Buy | 13.10.2010 22:55:00 | 0.98995 | 0.12 | 14.10.2010 01:45:00 | 0.99104 | \$ 1150.14 |
| 329 | Buy | 13.10.2010 22:40:00 | 0.99049 | 0.12 | 14.10.2010 01:45:00 | 0.99121 | \$ 682.24 |
| 328 | Buy | 13.10.2010 22:35:00 | 0.99063 | 0.12 | 14.10.2010 01:45:00 | 0.99103 | \$ 277.57 |
| 327 | Buy | 13.10.2010 22:30:00 | 0.99092 | 0.12 | 14.10.2010 01:45:00 | 0.99106 | \$ -51.22 |
| 332 | Buy | 14.10.2010 22:05:00 | 0.99017 | 0.12 | 14.10.2010 23:05:00 | 0.99445 | \$ 5264.21 |
| 331 | Buy | 14.10.2010 22:00:00 | 0.99095 | 0.12 | 14.10.2010 23:05:00 | 0.99432 | \$ 4113.44 |
| 334 | Sell | 15.10.2010 00:10:00 | 0.99429 | 0.12 | 15.10.2010 00:55:00 | 0.99341 | \$ 965.0 |
| 333 | Sell | 14.10.2010 23:15:00 | 0.99407 | 0.12 | 15.10.2010 00:55:00 | 0.99344 | \$ 625.86 |
| 337 | Buy | 15.10.2010 00:15:00 | 1.00377 | 0.19 | 15.10.2010 01:25:00 | 1.00447 | \$ 827.61 |
| 336 | Buy | 15.10.2010 00:00:00 | 1.00406 | 0.19 | 15.10.2010 01:25:00 | 1.00453 | \$ 478.58 |
| 357 | Buy | 15.10.2010 02:30:00 | 1.59803 | 0.42 | 15.10.2010 03:33:00 | 1.59831 | \$ 1239.21 |
| 311 | Buy | 15.10.2010 02:30:00 | 1.40365 | 0.43 | 15.10.2010 04:10:00 | 1.40401 | \$ 1631.2 |
| 350 | Buy | 15.10.2010 02:30:00 | 114.515 | 0.45 | 15.10.2010 06:50:00 | 114.316 | \$ -9470.33 |
| 358 | Buy | 18.10.2010 00:30:00 | 1.59707 | 0.42 | 18.10.2010 01:49:00 | 1.59779 | \$ 3186.54 |
| 89 | Sell | 18.10.2010 00:30:00 | 0.87517 | 0.19 | 18.10.2010 02:30:00 | 0.87278 | \$ 5952.78 |
| 359 | Sell | 18.10.2010 02:30:00 | 1.60014 | 0.42 | 18.10.2010 03:25:00 | 1.59678 | \$ 14877.3 |
| 362 | Sell | 18.10.2010 22:10:00 | 1.59383 | 0.42 | 18.10.2010 22:38:00 | 1.59356 | \$ 1195.49 |
| 361 | Sell | 18.10.2010 22:05:00 | 1.59366 | 0.42 | 18.10.2010 23:30:00 | 1.59222 | \$ 6375.98 |
| 360 | Sell | 18.10.2010 21:25:00 | 1.59326 | 0.43 | 18.10.2010 23:30:00 | 1.59211 | \$ 5213.17 |
| 351 | Buy | 19.10.2010 00:00:00 | 113.234 | 0.45 | 19.10.2010 01:18:00 | 113.253 | \$ 345.47 |
| 352 | Buy | 19.10.2010 00:10:00 | 113.2 | 0.45 | 19.10.2010 01:18:00 | 113.264 | \$ 2370.59 |
| 335 | Buy | 19.10.2010 00:00:00 | 0.98868 | 0.12 | 19.10.2010 01:19:00 | 0.98888 | \$ 104.71 |
| 230 | Sell | 19.10.2010 00:00:00 | 0.95954 | 0.32 | 19.10.2010 02:10:00 | 0.95837 | \$ 4309.66 |
| 229 | Sell | 18.10.2010 23:45:00 | 0.95919 | 0.33 | 19.10.2010 02:10:00 | 0.95842 | \$ 2736.76 |
| 228 | Sell | 18.10.2010 23:35:00 | 0.95853 | 0.33 | 19.10.2010 02:10:00 | 0.95845 | \$ 113.8 |
| 337 | Buy | 19.10.2010 01:25:00 | 0.98866 | 0.12 | 19.10.2010 02:15:00 | 0.99087 | \$ 2646.52 |
| 336 | Buy | 19.10.2010 01:20:00 | 0.98909 | 0.12 | 19.10.2010 02:15:00 | 0.99086 | \$ 2090.1 |
| 339 | Sell | 19.10.2010 01:20:00 | 1.01759 | 0.19 | 19.10.2010 02:15:00 | 1.01685 | \$ 888.91 |
| 338 | Sell | 19.10.2010 01:00:00 | 1.01728 | 0.2 | 19.10.2010 02:15:00 | 1.01681 | \$ 504.17 |
| 315 | Buy | 18.10.2010 23:45:00 | 1.39452 | 0.42 | 19.10.2010 02:40:00 | 1.39628 | \$ 7542.37 |
| 314 | Buy | 18.10.2010 23:40:00 | 1.39565 | 0.43 | 19.10.2010 02:40:00 | 1.39633 | \$ 2828.34 |
| 313 | Buy | 18.10.2010 23:35:00 | 1.39583 | 0.43 | 19.10.2010 02:40:00 | 1.39638 | \$ 2239.3 |
| 312 | Buy | 18.10.2010 23:30:00 | 1.39732 | 0.44 | 19.10.2010 02:40:00 | 1.39635 | \$ -4756.1 |
| 353 | Buy | 19.10.2010 01:30:00 | 113.139 | 0.45 | 19.10.2010 02:40:00 | 113.413 | \$ 11820.92 |
| 191 | Buy | 19.10.2010 21:55:00 | 81.436 | 0.28 | 19.10.2010 23:20:00 | 81.592 | \$ 4022.18 |
| 190 | Buy | 19.10.2010 21:30:00 | 81.466 | 0.28 | 19.10.2010 23:20:00 | 81.606 | \$ 3574.18 |
| 340 | Buy | 19.10.2010 23:00:00 | 1.03188 | 0.19 | 20.10.2010 00:00:00 | 1.03233 | \$ 394.8 |
| 341 | Buy | 19.10.2010 23:05:00 | 1.03152 | 0.19 | 20.10.2010 00:00:00 | 1.03247 | \$ 1153.57 |
| 342 | Buy | 19.10.2010 23:10:00 | 1.03146 | 0.19 | 20.10.2010 00:00:00 | 1.03236 | \$ 1077.7 |

| | | | | | | | |
|-----|------|---------------------|---------|------|---------------------|---------|--------------|
| 343 | Buy | 19.10.2010 23:15:00 | 1.03111 | 0.19 | 20.10.2010 00:00:00 | 1.03236 | \$ 1608.83 |
| 91 | Buy | 19.10.2010 21:40:00 | 0.87431 | 0.19 | 20.10.2010 00:40:00 | 0.87478 | \$ 880.03 |
| 90 | Buy | 19.10.2010 21:30:00 | 0.87454 | 0.19 | 20.10.2010 00:40:00 | 0.87484 | \$ 440.36 |
| 363 | Sell | 20.10.2010 00:15:00 | 1.57155 | 0.43 | 20.10.2010 00:40:00 | 1.56939 | \$ 9791.69 |
| 355 | Sell | 20.10.2010 01:15:00 | 112.195 | 0.46 | 20.10.2010 01:43:00 | 112.17 | \$ 633.94 |
| 354 | Sell | 20.10.2010 01:00:00 | 112.149 | 0.46 | 20.10.2010 02:05:00 | 111.989 | \$ 6844.14 |
| 231 | Buy | 20.10.2010 01:00:00 | 0.97046 | 0.33 | 20.10.2010 02:10:00 | 0.97107 | \$ 2315.26 |
| 317 | Sell | 20.10.2010 01:15:00 | 1.37421 | 0.44 | 20.10.2010 02:20:00 | 1.37228 | \$ 8952.52 |
| 316 | Sell | 20.10.2010 01:00:00 | 1.37394 | 0.45 | 20.10.2010 02:20:00 | 1.37234 | \$ 7590.46 |
| 338 | Sell | 20.10.2010 00:55:00 | 0.97015 | 0.12 | 20.10.2010 02:25:00 | 0.96963 | \$ 509.59 |
| 339 | Sell | 20.10.2010 01:00:00 | 0.97119 | 0.12 | 20.10.2010 02:25:00 | 0.96964 | \$ 1812.54 |
| 340 | Sell | 20.10.2010 01:15:00 | 0.97148 | 0.12 | 20.10.2010 02:25:00 | 0.96957 | \$ 2267.95 |
| 232 | Sell | 20.10.2010 22:00:00 | 0.96299 | 0.33 | 20.10.2010 23:55:00 | 0.96225 | \$ 2809.73 |
| 365 | Buy | 20.10.2010 22:35:00 | 1.58359 | 0.43 | 21.10.2010 00:00:00 | 1.58376 | \$ 219.78 |
| 366 | Buy | 20.10.2010 22:40:00 | 1.5828 | 0.42 | 21.10.2010 00:00:00 | 1.58389 | \$ 4286.37 |
| 318 | Buy | 21.10.2010 02:30:00 | 1.39505 | 0.45 | 21.10.2010 02:55:00 | 1.39773 | \$ 12708.22 |
| 342 | Buy | 21.10.2010 02:05:00 | 0.9853 | 0.12 | 21.10.2010 02:55:00 | 0.98703 | \$ 2039.52 |
| 341 | Buy | 21.10.2010 01:55:00 | 0.98561 | 0.12 | 21.10.2010 02:55:00 | 0.98712 | \$ 1761.31 |
| 356 | Buy | 21.10.2010 02:00:00 | 113.177 | 0.46 | 21.10.2010 02:55:00 | 113.335 | \$ 6747.38 |
| 368 | Buy | 21.10.2010 02:30:00 | 1.5835 | 0.43 | 21.10.2010 03:06:00 | 1.58384 | \$ 1540.58 |
| 364 | Buy | 20.10.2010 22:30:00 | 1.58387 | 0.43 | 21.10.2010 08:30:00 | 1.57876 | \$ -23704.55 |
| 346 | Sell | 21.10.2010 02:30:00 | 1.02262 | 0.19 | 21.10.2010 09:15:00 | 1.02388 | \$ -2147.78 |
| 345 | Sell | 21.10.2010 02:05:00 | 1.02249 | 0.2 | 21.10.2010 09:15:00 | 1.02402 | \$ -2692.35 |
| 344 | Sell | 21.10.2010 02:00:00 | 1.02226 | 0.2 | 21.10.2010 09:15:00 | 1.02398 | \$ -2996.01 |
| 367 | Buy | 21.10.2010 00:55:00 | 1.58371 | 0.43 | 21.10.2010 09:25:00 | 1.58136 | \$ -10648.14 |
| 347 | Buy | 22.10.2010 02:30:00 | 1.02559 | 0.19 | 22.10.2010 02:55:00 | 1.02657 | \$ 1252.52 |
| 369 | Sell | 22.10.2010 02:30:00 | 1.57295 | 0.42 | 22.10.2010 03:15:00 | 1.56959 | \$ 14877.29 |
| 343 | Sell | 22.10.2010 01:00:00 | 0.9789 | 0.12 | 22.10.2010 05:10:00 | 0.97858 | \$ 256.6 |
| 320 | Sell | 25.10.2010 00:05:00 | 1.39668 | 0.44 | 25.10.2010 01:13:00 | 1.39591 | \$ 3571.73 |
| 321 | Sell | 25.10.2010 00:10:00 | 1.39733 | 0.44 | 25.10.2010 01:13:00 | 1.39579 | \$ 7143.47 |
| 319 | Sell | 25.10.2010 00:00:00 | 1.39576 | 0.45 | 25.10.2010 01:55:00 | 1.3939 | \$ 8823.9 |
| 348 | Buy | 25.10.2010 00:30:00 | 1.02504 | 0.19 | 25.10.2010 02:00:00 | 1.02684 | \$ 2496.9 |
| 358 | Buy | 25.10.2010 02:10:00 | 113.333 | 0.46 | 25.10.2010 03:10:00 | 113.595 | \$ 11530.7 |
| 357 | Buy | 25.10.2010 02:00:00 | 113.348 | 0.46 | 25.10.2010 03:10:00 | 113.575 | \$ 9920.59 |
| 233 | Buy | 25.10.2010 00:00:00 | 0.97345 | 0.33 | 25.10.2010 03:26:00 | 0.977 | \$ 13489.92 |
| 359 | Sell | 25.10.2010 21:55:00 | 112.998 | 0.47 | 25.10.2010 23:50:00 | 112.924 | \$ 2946.88 |
| 360 | Sell | 25.10.2010 22:00:00 | 113.006 | 0.47 | 25.10.2010 23:50:00 | 112.926 | \$ 3228.81 |
| 361 | Sell | 25.10.2010 22:30:00 | 113.055 | 0.46 | 25.10.2010 23:50:00 | 112.926 | \$ 5413.96 |
| 344 | Buy | 25.10.2010 23:00:00 | 0.99017 | 0.12 | 26.10.2010 00:30:00 | 0.99163 | \$ 1671.4 |
| 349 | Sell | 25.10.2010 23:00:00 | 1.02021 | 0.2 | 26.10.2010 00:52:00 | 1.01993 | \$ 141.08 |
| 371 | Buy | 26.10.2010 00:00:00 | 1.57212 | 0.42 | 26.10.2010 00:52:00 | 1.57261 | \$ 2168.62 |
| 192 | Sell | 25.10.2010 22:00:00 | 80.876 | 0.29 | 26.10.2010 01:05:00 | 80.739 | \$ 3494.48 |
| 374 | Buy | 26.10.2010 02:00:00 | 1.57066 | 0.42 | 26.10.2010 03:15:00 | 1.57319 | \$ 11197.14 |
| 373 | Buy | 26.10.2010 01:50:00 | 1.5709 | 0.42 | 26.10.2010 03:15:00 | 1.57318 | \$ 10090.71 |
| 372 | Buy | 26.10.2010 01:30:00 | 1.57137 | 0.42 | 26.10.2010 03:15:00 | 1.57321 | \$ 8143.38 |
| 370 | Buy | 25.10.2010 23:00:00 | 1.57314 | 0.43 | 26.10.2010 03:15:00 | 1.5732 | \$ 88.37 |
| 375 | Buy | 26.10.2010 21:35:00 | 1.5816 | 0.44 | 26.10.2010 22:07:00 | 1.5826 | \$ 4636.5 |
| 322 | Sell | 27.10.2010 00:10:00 | 1.38596 | 0.46 | 27.10.2010 01:20:00 | 1.38531 | \$ 3152.15 |
| 237 | Buy | 27.10.2010 01:10:00 | 0.98404 | 0.33 | 27.10.2010 02:35:00 | 0.98445 | \$ 1555.07 |
| 236 | Buy | 26.10.2010 23:30:00 | 0.98413 | 0.33 | 27.10.2010 02:35:00 | 0.98446 | \$ 1246.44 |
| 235 | Buy | 26.10.2010 23:10:00 | 0.98464 | 0.33 | 27.10.2010 02:35:00 | 0.98444 | \$ -768.04 |
| 234 | Buy | 26.10.2010 23:05:00 | 0.98487 | 0.34 | 27.10.2010 02:35:00 | 0.98449 | \$ -1496.21 |
| 348 | Sell | 27.10.2010 00:41:00 | 0.98624 | 0.12 | 27.10.2010 02:40:00 | 0.9848 | \$ 1673.39 |
| 347 | Sell | 27.10.2010 00:35:00 | 0.98581 | 0.12 | 27.10.2010 02:40:00 | 0.9848 | \$ 1129.44 |
| 346 | Sell | 27.10.2010 00:05:00 | 0.98563 | 0.12 | 27.10.2010 02:40:00 | 0.98496 | \$ 699.34 |
| 345 | Sell | 27.10.2010 00:00:00 | 0.98508 | 0.12 | 27.10.2010 02:40:00 | 0.98483 | \$ 168.04 |
| 194 | Buy | 27.10.2010 02:05:00 | 81.32 | 0.29 | 27.10.2010 03:35:00 | 81.499 | \$ 4832.83 |
| 193 | Buy | 27.10.2010 02:00:00 | 81.351 | 0.29 | 27.10.2010 03:35:00 | 81.508 | \$ 4194.83 |
| 351 | Sell | 27.10.2010 23:10:00 | 0.97261 | 0.12 | 27.10.2010 23:36:00 | 0.97226 | \$ 294.54 |
| 363 | Sell | 27.10.2010 23:35:00 | 112.564 | 0.47 | 28.10.2010 02:55:00 | 112.511 | \$ 1647.47 |

| | | | | | | | |
|-----|------|---------------------|---------|------|---------------------|---------|--------------|
| 362 | Sell | 27.10.2010 23:30:00 | 112.559 | 0.48 | 28.10.2010 02:55:00 | 112.505 | \$ 1730.6 |
| 353 | Buy | 27.10.2010 22:50:00 | 1.0288 | 0.19 | 28.10.2010 04:25:00 | 1.02785 | \$ -1836.56 |
| 352 | Buy | 27.10.2010 21:45:00 | 1.02912 | 0.19 | 28.10.2010 04:25:00 | 1.02776 | \$ -2458.75 |
| 351 | Buy | 27.10.2010 21:40:00 | 1.02988 | 0.19 | 28.10.2010 04:25:00 | 1.0279 | \$ -3399.62 |
| 350 | Buy | 27.10.2010 21:25:00 | 1.0306 | 0.19 | 28.10.2010 04:25:00 | 1.02777 | \$ -4689.52 |
| 239 | Buy | 28.10.2010 01:05:00 | 0.98968 | 0.33 | 28.10.2010 05:10:00 | 0.98998 | \$ 1136.97 |
| 238 | Buy | 28.10.2010 01:00:00 | 0.98984 | 0.33 | 28.10.2010 05:10:00 | 0.98994 | \$ 376.79 |
| 326 | Sell | 28.10.2010 01:00:00 | 1.37717 | 0.45 | 28.10.2010 07:55:00 | 1.38159 | \$ -20968.64 |
| 325 | Sell | 27.10.2010 23:10:00 | 1.37696 | 0.45 | 28.10.2010 07:55:00 | 1.38162 | \$ -22218.16 |
| 324 | Sell | 27.10.2010 23:05:00 | 1.3768 | 0.46 | 28.10.2010 07:55:00 | 1.38164 | \$ -23584.8 |
| 323 | Sell | 27.10.2010 23:00:00 | 1.37664 | 0.46 | 28.10.2010 07:55:00 | 1.38157 | \$ -24021.25 |
| 349 | Sell | 27.10.2010 22:55:00 | 0.9715 | 0.12 | 28.10.2010 09:00:00 | 0.97601 | \$ -5922.04 |
| 350 | Sell | 27.10.2010 23:05:00 | 0.97196 | 0.12 | 28.10.2010 09:10:00 | 0.97551 | \$ -4707.64 |
| 376 | Sell | 27.10.2010 23:10:00 | 1.57702 | 0.44 | 28.10.2010 09:15:00 | 1.58029 | \$ -15606.39 |
| 377 | Sell | 27.10.2010 23:35:00 | 1.57719 | 0.43 | 28.10.2010 09:40:00 | 1.5828 | \$ -25859.36 |
| 379 | Sell | 28.10.2010 00:30:00 | 1.57766 | 0.43 | 28.10.2010 10:10:00 | 1.57916 | \$ -6799.78 |
| 378 | Sell | 28.10.2010 00:25:00 | 1.57747 | 0.43 | 28.10.2010 10:10:00 | 1.57924 | \$ -8023.75 |
| 352 | Sell | 28.10.2010 00:25:00 | 0.97263 | 0.12 | 28.10.2010 10:30:00 | 0.97523 | \$ -3437.22 |
| 353 | Sell | 28.10.2010 02:30:00 | 0.97359 | 0.12 | 28.10.2010 12:30:00 | 0.97787 | \$ -5562.43 |
| 355 | Sell | 28.10.2010 23:15:00 | 1.0218 | 0.19 | 29.10.2010 00:20:00 | 1.02022 | \$ 2107.87 |
| 354 | Sell | 28.10.2010 23:00:00 | 1.02156 | 0.19 | 29.10.2010 00:20:00 | 1.02031 | \$ 1606.82 |
| 327 | Buy | 29.10.2010 01:10:00 | 1.39205 | 0.43 | 29.10.2010 02:50:00 | 1.39338 | \$ 6026.39 |
| 365 | Sell | 01.11.2010 01:05:00 | 112.219 | 0.47 | 01.11.2010 01:20:00 | 112.166 | \$ 1963.52 |
| 240 | Buy | 01.11.2010 00:00:00 | 0.9822 | 0.34 | 01.11.2010 01:55:00 | 0.98259 | \$ 1523.87 |
| 331 | Sell | 01.11.2010 00:25:00 | 1.39591 | 0.42 | 01.11.2010 03:05:00 | 1.39395 | \$ 8678.42 |
| 330 | Sell | 01.11.2010 00:10:00 | 1.39576 | 0.43 | 01.11.2010 03:05:00 | 1.39396 | \$ 8159.74 |
| 329 | Sell | 01.11.2010 00:05:00 | 1.39564 | 0.43 | 01.11.2010 03:05:00 | 1.39403 | \$ 7298.44 |
| 328 | Sell | 01.11.2010 00:00:00 | 1.39503 | 0.44 | 01.11.2010 03:05:00 | 1.394 | \$ 4777.77 |
| 95 | Sell | 01.11.2010 01:35:00 | 0.87066 | 0.19 | 01.11.2010 03:10:00 | 0.87028 | \$ 749.11 |
| 94 | Sell | 01.11.2010 01:30:00 | 0.87019 | 0.19 | 01.11.2010 03:10:00 | 0.8704 | \$ -778.32 |
| 93 | Sell | 01.11.2010 00:20:00 | 0.87007 | 0.19 | 01.11.2010 03:10:00 | 0.87032 | \$ -881.88 |
| 92 | Sell | 01.11.2010 00:00:00 | 0.86979 | 0.19 | 01.11.2010 03:10:00 | 0.87036 | \$ -1710.33 |
| 367 | Sell | 01.11.2010 02:05:00 | 112.32 | 0.47 | 01.11.2010 08:20:00 | 112.661 | \$ -16554.91 |
| 366 | Sell | 01.11.2010 01:50:00 | 112.272 | 0.47 | 01.11.2010 08:20:00 | 112.662 | \$ -18857.69 |
| 364 | Sell | 01.11.2010 01:00:00 | 112.179 | 0.48 | 01.11.2010 08:20:00 | 112.649 | \$ -23098.5 |
| 355 | Buy | 01.11.2010 22:10:00 | 0.98382 | 0.12 | 01.11.2010 23:45:00 | 0.98681 | \$ 3632.9 |
| 354 | Buy | 01.11.2010 22:05:00 | 0.98455 | 0.12 | 01.11.2010 23:45:00 | 0.98686 | \$ 2772.98 |
| 359 | Sell | 01.11.2010 22:00:00 | 1.01751 | 0.19 | 02.11.2010 00:00:00 | 1.01516 | \$ 3277.01 |
| 358 | Sell | 01.11.2010 21:50:00 | 1.01649 | 0.19 | 02.11.2010 00:00:00 | 1.01509 | \$ 1834.57 |
| 357 | Sell | 01.11.2010 21:40:00 | 1.0163 | 0.19 | 02.11.2010 00:00:00 | 1.01519 | \$ 1394.26 |
| 356 | Sell | 01.11.2010 21:30:00 | 1.01599 | 0.2 | 02.11.2010 00:00:00 | 1.01512 | \$ 1084.06 |
| 244 | Buy | 02.11.2010 01:05:00 | 0.99142 | 0.33 | 02.11.2010 02:35:00 | 0.99249 | \$ 4063.67 |
| 243 | Buy | 02.11.2010 00:45:00 | 0.99158 | 0.34 | 02.11.2010 02:35:00 | 0.99239 | \$ 3168.63 |
| 242 | Buy | 02.11.2010 00:00:00 | 0.99165 | 0.34 | 02.11.2010 02:35:00 | 0.99234 | \$ 2698.7 |
| 241 | Buy | 01.11.2010 22:00:00 | 0.99229 | 0.34 | 02.11.2010 02:35:00 | 0.99245 | \$ 618.48 |
| 335 | Sell | 02.11.2010 02:15:00 | 1.39021 | 0.43 | 02.11.2010 04:15:00 | 1.38896 | \$ 5666.49 |
| 334 | Sell | 02.11.2010 02:10:00 | 1.39003 | 0.44 | 02.11.2010 04:15:00 | 1.38887 | \$ 5380.79 |
| 333 | Sell | 02.11.2010 00:45:00 | 1.38979 | 0.44 | 02.11.2010 04:15:00 | 1.38883 | \$ 4453.07 |
| 332 | Sell | 02.11.2010 00:35:00 | 1.3896 | 0.45 | 02.11.2010 04:15:00 | 1.38889 | \$ 3368.27 |
| 368 | Sell | 02.11.2010 01:30:00 | 112.008 | 0.46 | 02.11.2010 11:30:00 | 112.455 | \$ -21077.28 |
| 369 | Sell | 02.11.2010 01:35:00 | 112.033 | 0.46 | 02.11.2010 11:40:00 | 112.417 | \$ -18179.32 |
| 247 | Sell | 02.11.2010 22:25:00 | 0.97959 | 0.34 | 02.11.2010 23:40:00 | 0.97886 | \$ 2855.71 |
| 246 | Sell | 02.11.2010 21:45:00 | 0.97926 | 0.34 | 02.11.2010 23:40:00 | 0.97892 | \$ 1328.24 |
| 245 | Sell | 02.11.2010 21:35:00 | 0.97897 | 0.34 | 02.11.2010 23:40:00 | 0.97877 | \$ 779.92 |
| 337 | Buy | 02.11.2010 22:50:00 | 1.40236 | 0.44 | 03.11.2010 00:20:00 | 1.4039 | \$ 6881.51 |
| 336 | Buy | 02.11.2010 22:35:00 | 1.40254 | 0.45 | 03.11.2010 00:20:00 | 1.40379 | \$ 5662.77 |
| 373 | Buy | 02.11.2010 23:45:00 | 113.119 | 0.43 | 03.11.2010 00:40:00 | 113.255 | \$ 5166.77 |
| 372 | Buy | 02.11.2010 23:00:00 | 113.164 | 0.44 | 03.11.2010 00:40:00 | 113.253 | \$ 3218.73 |
| 371 | Buy | 02.11.2010 22:45:00 | 113.2 | 0.44 | 03.11.2010 00:40:00 | 113.246 | \$ 1326.58 |
| 370 | Buy | 02.11.2010 22:00:00 | 113.221 | 0.44 | 03.11.2010 00:40:00 | 113.242 | \$ 226.55 |

| | | | | | | | |
|-----|------|---------------------|---------|------|---------------------|---------|-------------|
| 381 | Sell | 03.11.2010 00:15:00 | 1.60432 | 0.42 | 03.11.2010 02:14:00 | 1.60381 | \$ 2258.16 |
| 382 | Sell | 03.11.2010 00:30:00 | 1.60474 | 0.42 | 03.11.2010 02:14:00 | 1.60382 | \$ 4073.54 |
| 99 | Buy | 03.11.2010 00:05:00 | 0.87451 | 0.19 | 03.11.2010 02:35:00 | 0.87541 | \$ 2092.97 |
| 98 | Buy | 03.11.2010 00:00:00 | 0.87473 | 0.19 | 03.11.2010 02:35:00 | 0.87539 | \$ 1472.28 |
| 97 | Buy | 02.11.2010 23:50:00 | 0.87505 | 0.19 | 03.11.2010 02:35:00 | 0.87539 | \$ 543.81 |
| 96 | Buy | 02.11.2010 23:20:00 | 0.87539 | 0.19 | 03.11.2010 02:35:00 | 0.87541 | \$ -283.8 |
| 380 | Sell | 03.11.2010 00:00:00 | 1.60399 | 0.42 | 03.11.2010 03:05:00 | 1.60274 | \$ 5534.71 |
| 250 | Sell | 03.11.2010 01:25:00 | 0.97995 | 0.34 | 03.11.2010 06:20:00 | 0.97919 | \$ 2973.2 |
| 249 | Sell | 03.11.2010 01:20:00 | 0.97977 | 0.34 | 03.11.2010 06:20:00 | 0.97919 | \$ 2268.22 |
| 248 | Sell | 03.11.2010 01:05:00 | 0.97946 | 0.34 | 03.11.2010 06:20:00 | 0.97919 | \$ 1054.08 |
| 360 | Sell | 03.11.2010 21:30:00 | 1.01348 | 0.2 | 03.11.2010 21:40:00 | 1.01132 | \$ 3205.23 |
| 252 | Buy | 03.11.2010 22:10:00 | 0.97227 | 0.34 | 03.11.2010 22:46:00 | 0.97254 | \$ 1053.95 |
| 361 | Buy | 03.11.2010 22:00:00 | 1.00622 | 0.2 | 03.11.2010 22:47:00 | 1.00771 | \$ 2133.11 |
| 362 | Buy | 03.11.2010 22:05:00 | 1.00591 | 0.19 | 03.11.2010 22:47:00 | 1.00775 | \$ 2557.6 |
| 103 | Sell | 03.11.2010 22:25:00 | 0.87677 | 0.18 | 04.11.2010 00:55:00 | 0.87732 | \$ -1652.11 |
| 102 | Sell | 03.11.2010 22:20:00 | 0.87566 | 0.19 | 04.11.2010 00:55:00 | 0.87726 | \$ -4462.22 |
| 101 | Sell | 03.11.2010 22:05:00 | 0.87552 | 0.19 | 04.11.2010 00:55:00 | 0.8774 | \$ -5187.11 |
| 100 | Sell | 03.11.2010 22:00:00 | 0.87529 | 0.19 | 04.11.2010 00:55:00 | 0.87722 | \$ -5316.56 |
| 251 | Buy | 03.11.2010 22:00:00 | 0.97298 | 0.34 | 04.11.2010 00:55:00 | 0.97134 | \$ -6439.89 |
| 366 | Buy | 03.11.2010 23:50:00 | 1.00499 | 0.19 | 04.11.2010 00:55:00 | 1.01053 | \$ 8012.21 |
| 365 | Buy | 03.11.2010 23:45:00 | 1.00519 | 0.2 | 04.11.2010 00:55:00 | 1.01049 | \$ 8050.52 |
| 364 | Buy | 03.11.2010 23:15:00 | 1.00537 | 0.2 | 04.11.2010 00:55:00 | 1.01049 | \$ 7762.99 |
| 363 | Buy | 03.11.2010 23:10:00 | 1.0058 | 0.2 | 04.11.2010 00:55:00 | 1.01047 | \$ 7044.16 |
| 359 | Sell | 03.11.2010 22:30:00 | 1.00247 | 0.12 | 04.11.2010 01:20:00 | 1.00461 | \$ -2923.99 |
| 358 | Sell | 03.11.2010 22:15:00 | 1.00239 | 0.12 | 04.11.2010 01:20:00 | 1.00454 | \$ -2936.64 |
| 357 | Sell | 03.11.2010 22:10:00 | 1.00205 | 0.12 | 04.11.2010 01:20:00 | 1.00462 | \$ -3467.94 |
| 356 | Sell | 03.11.2010 22:05:00 | 1.00106 | 0.12 | 04.11.2010 01:20:00 | 1.00457 | \$ -4657.05 |
| 197 | Buy | 03.11.2010 23:50:00 | 81.066 | 0.29 | 04.11.2010 01:31:00 | 81.081 | \$ -75.42 |
| 198 | Buy | 04.11.2010 00:15:00 | 81.039 | 0.28 | 04.11.2010 01:31:00 | 81.089 | \$ 1054.18 |
| 369 | Sell | 04.11.2010 01:15:00 | 1.00959 | 0.2 | 04.11.2010 02:19:00 | 1.0094 | \$ 56.66 |
| 370 | Sell | 04.11.2010 01:20:00 | 1.01022 | 0.2 | 04.11.2010 02:19:00 | 1.00934 | \$ 1159.46 |
| 376 | Buy | 04.11.2010 02:25:00 | 114.441 | 0.43 | 04.11.2010 02:48:00 | 114.455 | \$ 109.93 |
| 377 | Buy | 04.11.2010 02:30:00 | 114.424 | 0.43 | 04.11.2010 02:48:00 | 114.45 | \$ 625.98 |
| 196 | Buy | 03.11.2010 23:10:00 | 81.11 | 0.29 | 04.11.2010 03:35:00 | 81.153 | \$ 736.58 |
| 195 | Buy | 03.11.2010 23:00:00 | 81.133 | 0.29 | 04.11.2010 03:35:00 | 81.159 | \$ 243.58 |
| 375 | Buy | 04.11.2010 02:05:00 | 114.456 | 0.44 | 04.11.2010 03:45:00 | 114.578 | \$ 4864.44 |
| 374 | Buy | 04.11.2010 02:00:00 | 114.518 | 0.44 | 04.11.2010 03:45:00 | 114.58 | \$ 2224.09 |
| 368 | Sell | 04.11.2010 01:10:00 | 1.00912 | 0.2 | 04.11.2010 04:45:00 | 1.00782 | \$ 1830.73 |
| 367 | Sell | 04.11.2010 01:00:00 | 1.00851 | 0.2 | 04.11.2010 04:45:00 | 1.00781 | \$ 871.77 |
| 338 | Buy | 04.11.2010 22:15:00 | 1.41946 | 0.44 | 04.11.2010 22:48:00 | 1.41968 | \$ 1020.03 |
| 339 | Buy | 04.11.2010 22:25:00 | 1.41916 | 0.44 | 04.11.2010 22:48:00 | 1.41967 | \$ 2364.62 |
| 253 | Sell | 04.11.2010 22:30:00 | 0.95949 | 0.34 | 04.11.2010 23:40:00 | 0.95924 | \$ 975.75 |
| 104 | Buy | 04.11.2010 21:25:00 | 0.87313 | 0.19 | 05.11.2010 00:45:00 | 0.8738 | \$ 1397.27 |
| 384 | Buy | 05.11.2010 00:20:00 | 1.62636 | 0.42 | 05.11.2010 01:10:00 | 1.62744 | \$ 4779.81 |
| 383 | Buy | 04.11.2010 23:40:00 | 1.62656 | 0.43 | 05.11.2010 01:10:00 | 1.62745 | \$ 3849.2 |
| 360 | Buy | 05.11.2010 00:15:00 | 1.01425 | 0.12 | 05.11.2010 02:05:00 | 1.01543 | \$ 1344.0 |
| 341 | Sell | 08.11.2010 00:50:00 | 1.4058 | 0.44 | 08.11.2010 01:41:00 | 1.40535 | \$ 2087.38 |
| 361 | Sell | 08.11.2010 02:00:00 | 1.01618 | 0.12 | 08.11.2010 03:15:00 | 1.01418 | \$ 2381.79 |
| 108 | Sell | 08.11.2010 02:15:00 | 0.86884 | 0.18 | 08.11.2010 03:20:00 | 0.86799 | \$ 1862.42 |
| 107 | Sell | 08.11.2010 02:10:00 | 0.86856 | 0.18 | 08.11.2010 03:20:00 | 0.86799 | \$ 1175.69 |
| 106 | Sell | 08.11.2010 02:05:00 | 0.86851 | 0.19 | 08.11.2010 03:20:00 | 0.86795 | \$ 1215.11 |
| 105 | Sell | 08.11.2010 00:30:00 | 0.86826 | 0.19 | 08.11.2010 03:20:00 | 0.86799 | \$ 464.33 |
| 343 | Sell | 08.11.2010 02:00:00 | 1.40733 | 0.44 | 08.11.2010 03:20:00 | 1.40358 | \$ 17394.8 |
| 342 | Sell | 08.11.2010 01:55:00 | 1.40628 | 0.44 | 08.11.2010 03:20:00 | 1.40339 | \$ 13405.59 |
| 340 | Sell | 08.11.2010 00:30:00 | 1.40523 | 0.45 | 08.11.2010 03:20:00 | 1.40339 | \$ 8729.02 |
| 199 | Buy | 08.11.2010 02:00:00 | 81.156 | 0.29 | 08.11.2010 03:25:00 | 81.268 | \$ 2889.83 |
| 385 | Sell | 08.11.2010 02:00:00 | 1.62029 | 0.43 | 08.11.2010 03:35:00 | 1.61562 | \$ 21169.99 |
| 254 | Sell | 09.11.2010 02:30:00 | 0.96779 | 0.34 | 09.11.2010 04:15:00 | 0.96723 | \$ 2189.89 |
| 363 | Buy | 09.11.2010 21:30:00 | 1.00737 | 0.12 | 09.11.2010 22:01:00 | 1.00744 | \$ -59.69 |
| 378 | Sell | 09.11.2010 21:25:00 | 112.945 | 0.45 | 09.11.2010 22:16:00 | 112.752 | \$ 8176.77 |

| | | | | | | | |
|-----|------|---------------------|---------|------|---------------------|---------|--------------|
| 379 | Sell | 09.11.2010 21:35:00 | 112.976 | 0.45 | 09.11.2010 22:16:00 | 112.745 | \$ 9886.64 |
| 380 | Sell | 09.11.2010 21:40:00 | 112.999 | 0.44 | 09.11.2010 22:16:00 | 112.743 | \$ 10766.8 |
| 346 | Buy | 09.11.2010 22:40:00 | 1.37606 | 0.45 | 09.11.2010 23:33:00 | 1.37711 | \$ 4978.97 |
| 347 | Buy | 09.11.2010 22:45:00 | 1.37547 | 0.45 | 09.11.2010 23:33:00 | 1.37726 | \$ 8487.95 |
| 374 | Sell | 09.11.2010 22:45:00 | 1.00894 | 0.2 | 09.11.2010 23:40:00 | 1.00838 | \$ 648.01 |
| 258 | Sell | 09.11.2010 22:40:00 | 0.96912 | 0.33 | 09.11.2010 23:41:00 | 0.96845 | \$ 2543.64 |
| 203 | Sell | 09.11.2010 22:20:00 | 81.789 | 0.28 | 10.11.2010 01:00:00 | 81.644 | \$ 3597.98 |
| 202 | Sell | 09.11.2010 22:15:00 | 81.707 | 0.29 | 10.11.2010 01:00:00 | 81.642 | \$ 1406.48 |
| 201 | Sell | 09.11.2010 21:35:00 | 81.684 | 0.29 | 10.11.2010 01:00:00 | 81.648 | \$ 565.48 |
| 200 | Sell | 09.11.2010 21:25:00 | 81.666 | 0.29 | 10.11.2010 01:00:00 | 81.645 | \$ 130.48 |
| 366 | Buy | 09.11.2010 22:25:00 | 1.00429 | 0.12 | 10.11.2010 01:50:00 | 1.00446 | \$ 40.08 |
| 365 | Buy | 09.11.2010 22:15:00 | 1.00569 | 0.12 | 10.11.2010 01:50:00 | 1.00443 | \$ -1768.26 |
| 364 | Buy | 09.11.2010 22:10:00 | 1.00704 | 0.12 | 10.11.2010 01:50:00 | 1.00458 | \$ -3285.77 |
| 362 | Buy | 09.11.2010 21:25:00 | 1.0075 | 0.12 | 10.11.2010 01:50:00 | 1.00455 | \$ -3905.41 |
| 375 | Sell | 09.11.2010 23:45:00 | 1.00832 | 0.2 | 10.11.2010 01:50:00 | 1.00719 | \$ 1499.6 |
| 373 | Sell | 09.11.2010 22:40:00 | 1.00802 | 0.2 | 10.11.2010 01:50:00 | 1.00714 | \$ 1100.04 |
| 372 | Sell | 09.11.2010 22:30:00 | 1.00642 | 0.2 | 10.11.2010 01:50:00 | 1.00724 | \$ -1617.0 |
| 371 | Sell | 09.11.2010 21:25:00 | 1.00344 | 0.2 | 10.11.2010 01:50:00 | 1.00722 | \$ -6347.86 |
| 368 | Sell | 10.11.2010 02:05:00 | 1.00479 | 0.12 | 10.11.2010 02:33:00 | 1.0044 | \$ 345.14 |
| 369 | Sell | 10.11.2010 02:10:00 | 1.00504 | 0.12 | 10.11.2010 02:33:00 | 1.00442 | \$ 636.09 |
| 386 | Sell | 10.11.2010 02:05:00 | 1.6004 | 0.43 | 10.11.2010 02:33:00 | 1.59995 | \$ 2039.94 |
| 387 | Sell | 10.11.2010 02:15:00 | 1.60066 | 0.43 | 10.11.2010 02:33:00 | 1.59981 | \$ 3853.21 |
| 207 | Buy | 10.11.2010 01:55:00 | 81.556 | 0.29 | 10.11.2010 02:55:00 | 81.764 | \$ 5673.83 |
| 206 | Buy | 10.11.2010 01:45:00 | 81.578 | 0.29 | 10.11.2010 02:55:00 | 81.767 | \$ 5122.83 |
| 205 | Buy | 10.11.2010 01:40:00 | 81.595 | 0.29 | 10.11.2010 02:55:00 | 81.761 | \$ 4455.83 |
| 204 | Buy | 10.11.2010 01:30:00 | 81.629 | 0.29 | 10.11.2010 02:55:00 | 81.765 | \$ 3585.83 |
| 384 | Buy | 10.11.2010 00:35:00 | 112.457 | 0.45 | 10.11.2010 02:55:00 | 112.523 | \$ 2463.93 |
| 383 | Buy | 10.11.2010 00:00:00 | 112.5 | 0.45 | 10.11.2010 02:55:00 | 112.516 | \$ 213.74 |
| 382 | Buy | 09.11.2010 23:55:00 | 112.556 | 0.46 | 10.11.2010 02:55:00 | 112.533 | \$ -1784.14 |
| 381 | Buy | 09.11.2010 23:30:00 | 112.582 | 0.46 | 10.11.2010 02:55:00 | 112.521 | \$ -3532.28 |
| 257 | Sell | 09.11.2010 22:25:00 | 0.96851 | 0.33 | 10.11.2010 03:40:00 | 0.9676 | \$ 3268.96 |
| 256 | Sell | 09.11.2010 22:15:00 | 0.96797 | 0.34 | 10.11.2010 03:40:00 | 0.96746 | \$ 1801.39 |
| 255 | Sell | 09.11.2010 22:10:00 | 0.96725 | 0.34 | 10.11.2010 03:40:00 | 0.96748 | \$ -1096.88 |
| 109 | Buy | 10.11.2010 02:30:00 | 0.85958 | 0.19 | 10.11.2010 04:35:00 | 0.85996 | \$ 748.12 |
| 367 | Sell | 10.11.2010 02:00:00 | 1.0044 | 0.12 | 10.11.2010 04:35:00 | 1.00337 | \$ 1154.75 |
| 345 | Buy | 09.11.2010 22:25:00 | 1.37812 | 0.46 | 10.11.2010 06:25:00 | 1.37567 | \$ -12146.22 |
| 344 | Buy | 09.11.2010 22:15:00 | 1.3782 | 0.47 | 10.11.2010 06:25:00 | 1.37567 | \$ -12806.49 |
| 211 | Buy | 10.11.2010 22:00:00 | 82.121 | 0.29 | 10.11.2010 22:45:00 | 82.269 | \$ 3933.83 |
| 210 | Buy | 10.11.2010 21:55:00 | 82.16 | 0.29 | 10.11.2010 22:45:00 | 82.267 | \$ 2744.83 |
| 209 | Buy | 10.11.2010 21:40:00 | 82.173 | 0.29 | 10.11.2010 22:45:00 | 82.25 | \$ 1874.83 |
| 208 | Buy | 10.11.2010 21:25:00 | 82.208 | 0.29 | 10.11.2010 22:45:00 | 82.264 | \$ 1265.83 |
| 385 | Buy | 10.11.2010 22:00:00 | 113.138 | 0.46 | 10.11.2010 23:27:00 | 113.353 | \$ 9369.55 |
| 370 | Sell | 10.11.2010 21:55:00 | 1.00595 | 0.12 | 10.11.2010 23:35:00 | 1.00473 | \$ 1395.09 |
| 110 | Sell | 10.11.2010 21:30:00 | 0.85547 | 0.19 | 11.11.2010 00:30:00 | 0.85457 | \$ 2009.98 |
| 386 | Buy | 11.11.2010 00:30:00 | 113.168 | 0.46 | 11.11.2010 02:00:00 | 113.232 | \$ 2423.41 |
| 348 | Sell | 11.11.2010 02:30:00 | 1.37884 | 0.46 | 11.11.2010 02:40:00 | 1.37701 | \$ 8874.51 |
| 371 | Sell | 11.11.2010 02:30:00 | 1.00828 | 0.12 | 11.11.2010 02:40:00 | 1.00011 | \$ 10186.87 |
| 212 | Buy | 11.11.2010 00:30:00 | 82.166 | 0.3 | 11.11.2010 05:55:00 | 82.129 | \$ -1480.52 |
| 372 | Sell | 11.11.2010 22:20:00 | 0.99887 | 0.12 | 11.11.2010 22:57:00 | 0.99845 | \$ 383.1 |
| 378 | Buy | 11.11.2010 22:30:00 | 1.0032 | 0.2 | 12.11.2010 00:45:00 | 1.00348 | \$ 144.03 |
| 377 | Buy | 11.11.2010 22:20:00 | 1.00339 | 0.2 | 12.11.2010 00:45:00 | 1.00344 | \$ -223.37 |
| 376 | Buy | 11.11.2010 22:10:00 | 1.00369 | 0.2 | 12.11.2010 00:45:00 | 1.00347 | \$ -654.67 |
| 261 | Buy | 11.11.2010 23:45:00 | 0.97481 | 0.33 | 12.11.2010 01:15:00 | 0.97546 | \$ 2462.73 |
| 260 | Buy | 11.11.2010 22:40:00 | 0.97519 | 0.34 | 12.11.2010 01:15:00 | 0.97548 | \$ 1127.56 |
| 259 | Buy | 11.11.2010 22:00:00 | 0.97528 | 0.34 | 12.11.2010 01:15:00 | 0.97554 | \$ 1010.08 |
| 349 | Sell | 11.11.2010 23:45:00 | 1.36679 | 0.46 | 12.11.2010 01:25:00 | 1.36424 | \$ 12328.31 |
| 389 | Buy | 15.11.2010 01:05:00 | 1.61222 | 0.43 | 15.11.2010 01:56:00 | 1.61273 | \$ 2310.87 |
| 388 | Buy | 15.11.2010 00:00:00 | 1.61451 | 0.44 | 15.11.2010 02:15:00 | 1.61479 | \$ 1298.22 |
| 376 | Sell | 15.11.2010 02:10:00 | 0.98958 | 0.12 | 15.11.2010 03:10:00 | 0.98744 | \$ 2558.9 |
| 375 | Sell | 15.11.2010 01:40:00 | 0.98917 | 0.12 | 15.11.2010 03:10:00 | 0.98758 | \$ 1863.15 |

| | | | | | | | |
|-----|------|---------------------|---------|------|---------------------|---------|-------------|
| 374 | Sell | 15.11.2010 01:30:00 | 0.98864 | 0.12 | 15.11.2010 03:10:00 | 0.98757 | \$ 1205.34 |
| 373 | Sell | 15.11.2010 01:10:00 | 0.98786 | 0.12 | 15.11.2010 03:10:00 | 0.98748 | \$ 332.49 |
| 263 | Buy | 15.11.2010 01:35:00 | 0.97844 | 0.34 | 15.11.2010 05:00:00 | 0.97834 | \$ -395.01 |
| 262 | Buy | 15.11.2010 01:30:00 | 0.97857 | 0.34 | 15.11.2010 05:00:00 | 0.9783 | \$ -1060.74 |
| 390 | Sell | 15.11.2010 23:30:00 | 113.02 | 0.45 | 16.11.2010 00:32:00 | 112.952 | \$ 2451.09 |
| 389 | Sell | 15.11.2010 22:40:00 | 112.953 | 0.45 | 16.11.2010 01:24:00 | 112.924 | \$ 696.36 |
| 388 | Sell | 15.11.2010 22:20:00 | 112.929 | 0.46 | 16.11.2010 02:37:00 | 112.91 | \$ 251.9 |
| 380 | Buy | 15.11.2010 22:20:00 | 0.98654 | 0.12 | 16.11.2010 03:10:00 | 0.98474 | \$ -2451.14 |
| 379 | Buy | 15.11.2010 22:15:00 | 0.98742 | 0.12 | 16.11.2010 03:10:00 | 0.9848 | \$ -3488.1 |
| 378 | Buy | 15.11.2010 22:10:00 | 0.98777 | 0.12 | 16.11.2010 03:10:00 | 0.98464 | \$ -4133.04 |
| 382 | Sell | 16.11.2010 00:35:00 | 1.00975 | 0.19 | 16.11.2010 03:10:00 | 1.00919 | \$ 615.61 |
| 377 | Buy | 15.11.2010 22:00:00 | 0.98798 | 0.12 | 16.11.2010 03:10:00 | 0.98472 | \$ -4297.43 |
| 381 | Sell | 15.11.2010 23:40:00 | 1.00969 | 0.2 | 16.11.2010 03:10:00 | 1.00932 | \$ 284.93 |
| 380 | Sell | 15.11.2010 23:15:00 | 1.00929 | 0.2 | 16.11.2010 03:10:00 | 1.00918 | \$ -130.62 |
| 379 | Sell | 15.11.2010 23:00:00 | 1.00904 | 0.2 | 16.11.2010 03:10:00 | 1.00921 | \$ -578.13 |
| 387 | Sell | 15.11.2010 22:00:00 | 112.916 | 0.46 | 16.11.2010 07:55:00 | 112.998 | \$ -4393.98 |
| 383 | Buy | 16.11.2010 22:10:00 | 1.02129 | 0.2 | 16.11.2010 23:02:00 | 1.02154 | \$ 152.34 |
| 382 | Sell | 16.11.2010 23:30:00 | 0.97739 | 0.12 | 17.11.2010 00:12:00 | 0.9772 | \$ 69.25 |
| 214 | Buy | 16.11.2010 22:20:00 | 83.258 | 0.29 | 17.11.2010 00:20:00 | 83.395 | \$ 3564.08 |
| 213 | Buy | 16.11.2010 22:00:00 | 83.286 | 0.29 | 17.11.2010 00:20:00 | 83.397 | \$ 2810.08 |
| 350 | Sell | 16.11.2010 23:35:00 | 1.34955 | 0.47 | 17.11.2010 01:00:00 | 1.34833 | \$ 6006.32 |
| 381 | Sell | 16.11.2010 23:25:00 | 0.97698 | 0.12 | 17.11.2010 01:00:00 | 0.97617 | \$ 853.56 |
| 393 | Sell | 16.11.2010 23:35:00 | 1.58932 | 0.43 | 17.11.2010 01:00:00 | 1.58772 | \$ 7110.38 |
| 392 | Sell | 16.11.2010 23:30:00 | 1.58892 | 0.43 | 17.11.2010 01:00:00 | 1.5878 | \$ 4934.46 |
| 391 | Sell | 16.11.2010 23:15:00 | 1.58883 | 0.43 | 17.11.2010 01:00:00 | 1.58785 | \$ 4299.81 |
| 390 | Sell | 16.11.2010 23:00:00 | 1.58865 | 0.44 | 17.11.2010 01:00:00 | 1.58776 | \$ 3982.32 |
| 391 | Sell | 17.11.2010 00:30:00 | 112.505 | 0.46 | 17.11.2010 01:37:00 | 112.448 | \$ 2104.44 |
| 386 | Buy | 16.11.2010 23:25:00 | 1.02064 | 0.2 | 17.11.2010 02:10:00 | 1.02236 | \$ 2444.28 |
| 385 | Buy | 16.11.2010 23:10:00 | 1.02113 | 0.2 | 17.11.2010 02:10:00 | 1.02232 | \$ 1597.67 |
| 384 | Buy | 16.11.2010 23:05:00 | 1.02135 | 0.2 | 17.11.2010 02:10:00 | 1.02247 | \$ 1485.85 |
| 392 | Sell | 17.11.2010 02:00:00 | 112.509 | 0.46 | 17.11.2010 03:16:00 | 112.455 | \$ 1966.43 |
| 386 | Buy | 17.11.2010 22:30:00 | 0.97759 | 0.12 | 17.11.2010 23:45:00 | 0.97962 | \$ 2418.9 |
| 385 | Buy | 17.11.2010 22:25:00 | 0.97863 | 0.12 | 17.11.2010 23:45:00 | 0.97959 | \$ 1065.79 |
| 384 | Buy | 17.11.2010 22:10:00 | 0.97892 | 0.12 | 17.11.2010 23:45:00 | 0.9797 | \$ 838.16 |
| 383 | Buy | 17.11.2010 22:00:00 | 0.97942 | 0.12 | 17.11.2010 23:45:00 | 0.97959 | \$ 66.77 |
| 352 | Buy | 17.11.2010 22:30:00 | 1.35123 | 0.47 | 17.11.2010 23:50:00 | 1.35261 | \$ 6834.62 |
| 351 | Buy | 17.11.2010 22:25:00 | 1.35154 | 0.47 | 17.11.2010 23:50:00 | 1.35279 | \$ 6190.78 |
| 265 | Sell | 17.11.2010 22:30:00 | 0.99262 | 0.33 | 18.11.2010 00:00:00 | 0.99114 | \$ 5061.74 |
| 264 | Sell | 17.11.2010 22:25:00 | 0.99238 | 0.34 | 18.11.2010 00:00:00 | 0.99109 | \$ 4470.98 |
| 394 | Buy | 17.11.2010 22:30:00 | 1.58898 | 0.44 | 18.11.2010 01:05:00 | 1.59113 | \$ 9405.17 |
| 387 | Sell | 17.11.2010 22:30:00 | 1.02436 | 0.2 | 18.11.2010 01:55:00 | 1.02349 | \$ 965.2 |
| 393 | Buy | 18.11.2010 21:25:00 | 113.707 | 0.46 | 18.11.2010 23:05:00 | 113.847 | \$ 5916.92 |
| 391 | Sell | 18.11.2010 22:35:00 | 1.02161 | 0.2 | 18.11.2010 23:35:00 | 1.02002 | \$ 2294.22 |
| 390 | Sell | 18.11.2010 22:15:00 | 1.02143 | 0.2 | 18.11.2010 23:35:00 | 1.01992 | \$ 2166.36 |
| 389 | Sell | 18.11.2010 22:00:00 | 1.02141 | 0.2 | 18.11.2010 23:35:00 | 1.01994 | \$ 2102.44 |
| 388 | Sell | 18.11.2010 21:30:00 | 1.02116 | 0.2 | 18.11.2010 23:35:00 | 1.01989 | \$ 1782.78 |
| 215 | Buy | 18.11.2010 22:00:00 | 83.44 | 0.29 | 19.11.2010 02:55:00 | 83.638 | \$ 5333.08 |
| 266 | Buy | 19.11.2010 02:00:00 | 0.99537 | 0.34 | 19.11.2010 03:45:00 | 0.99714 | \$ 6928.08 |
| 267 | Buy | 22.11.2010 00:30:00 | 0.99111 | 0.34 | 22.11.2010 01:15:00 | 0.99292 | \$ 7084.72 |
| 395 | Sell | 22.11.2010 00:30:00 | 1.60059 | 0.44 | 22.11.2010 01:24:00 | 1.59781 | \$ 12895.34 |
| 394 | Buy | 22.11.2010 00:30:00 | 1.01605 | 0.2 | 22.11.2010 01:47:00 | 1.01614 | \$ -103.24 |
| 390 | Sell | 22.11.2010 02:05:00 | 0.99114 | 0.12 | 22.11.2010 05:10:00 | 0.99251 | \$ -1881.27 |
| 389 | Sell | 22.11.2010 02:00:00 | 0.99014 | 0.12 | 22.11.2010 05:10:00 | 0.99237 | \$ -2969.17 |
| 388 | Sell | 22.11.2010 00:55:00 | 0.9888 | 0.12 | 22.11.2010 05:10:00 | 0.99247 | \$ -4790.77 |
| 387 | Sell | 22.11.2010 00:30:00 | 0.98856 | 0.12 | 22.11.2010 05:10:00 | 0.99246 | \$ -5081.73 |
| 393 | Buy | 22.11.2010 00:25:00 | 1.01626 | 0.2 | 22.11.2010 05:10:00 | 1.0151 | \$ -2099.99 |
| 392 | Buy | 22.11.2010 00:00:00 | 1.01639 | 0.2 | 22.11.2010 05:10:00 | 1.01492 | \$ -2595.19 |
| 397 | Sell | 22.11.2010 02:15:00 | 1.60068 | 0.44 | 22.11.2010 07:40:00 | 1.60087 | \$ -881.33 |
| 396 | Sell | 22.11.2010 02:00:00 | 1.60004 | 0.45 | 22.11.2010 07:40:00 | 1.60086 | \$ -3890.11 |
| 355 | Sell | 22.11.2010 21:50:00 | 1.36232 | 0.46 | 22.11.2010 22:37:00 | 1.36203 | \$ 1406.34 |

| | | | | | | | |
|-----|------|---------------------|---------|------|---------------------|---------|--------------|
| 356 | Sell | 22.11.2010 22:45:00 | 1.36285 | 0.46 | 22.11.2010 23:55:00 | 1.36257 | \$ 1357.85 |
| 217 | Buy | 22.11.2010 21:50:00 | 83.235 | 0.29 | 23.11.2010 00:00:00 | 83.318 | \$ 1998.08 |
| 216 | Buy | 22.11.2010 21:30:00 | 83.262 | 0.3 | 23.11.2010 00:00:00 | 83.323 | \$ 1406.98 |
| 396 | Buy | 22.11.2010 23:00:00 | 1.01755 | 0.2 | 23.11.2010 00:02:00 | 1.01804 | \$ 479.49 |
| 401 | Sell | 22.11.2010 22:45:00 | 1.5963 | 0.43 | 23.11.2010 00:19:00 | 1.59615 | \$ 537.26 |
| 394 | Sell | 22.11.2010 22:40:00 | 0.98873 | 0.11 | 23.11.2010 00:35:00 | 0.98799 | \$ 701.25 |
| 393 | Sell | 22.11.2010 22:10:00 | 0.9874 | 0.12 | 23.11.2010 00:35:00 | 0.98816 | \$ -1132.5 |
| 392 | Sell | 22.11.2010 22:05:00 | 0.98714 | 0.12 | 23.11.2010 00:35:00 | 0.98801 | \$ -1271.65 |
| 391 | Sell | 22.11.2010 22:00:00 | 0.98672 | 0.12 | 23.11.2010 00:35:00 | 0.98816 | \$ -1992.7 |
| 402 | Sell | 23.11.2010 00:25:00 | 1.59619 | 0.43 | 23.11.2010 00:50:00 | 1.59498 | \$ 5485.16 |
| 400 | Sell | 22.11.2010 22:40:00 | 1.59575 | 0.44 | 23.11.2010 00:50:00 | 1.59514 | \$ 2683.51 |
| 399 | Sell | 22.11.2010 21:50:00 | 1.59541 | 0.44 | 23.11.2010 00:50:00 | 1.59495 | \$ 1987.72 |
| 398 | Sell | 22.11.2010 21:25:00 | 1.59458 | 0.45 | 23.11.2010 00:50:00 | 1.59503 | \$ -2284.18 |
| 358 | Sell | 23.11.2010 00:20:00 | 1.36287 | 0.46 | 23.11.2010 01:40:00 | 1.36204 | \$ 4025.05 |
| 357 | Sell | 23.11.2010 00:05:00 | 1.36277 | 0.46 | 23.11.2010 01:40:00 | 1.36205 | \$ 3491.61 |
| 354 | Sell | 22.11.2010 21:45:00 | 1.36159 | 0.47 | 23.11.2010 01:40:00 | 1.36204 | \$ -2268.33 |
| 353 | Sell | 22.11.2010 21:40:00 | 1.3611 | 0.47 | 23.11.2010 01:40:00 | 1.36209 | \$ -4943.96 |
| 395 | Sell | 23.11.2010 00:05:00 | 113.536 | 0.46 | 23.11.2010 01:50:00 | 113.406 | \$ 5457.69 |
| 394 | Sell | 22.11.2010 23:55:00 | 113.502 | 0.46 | 23.11.2010 01:50:00 | 113.407 | \$ 3745.26 |
| 395 | Buy | 22.11.2010 22:05:00 | 1.01831 | 0.2 | 23.11.2010 02:05:00 | 1.0195 | \$ 1597.67 |
| 396 | Sell | 23.11.2010 21:55:00 | 111.265 | 0.48 | 23.11.2010 23:30:00 | 111.14 | \$ 5465.91 |
| 397 | Buy | 23.11.2010 23:00:00 | 1.02307 | 0.2 | 23.11.2010 23:45:00 | 1.02424 | \$ 1621.95 |
| 362 | Sell | 24.11.2010 01:15:00 | 1.33824 | 0.47 | 24.11.2010 02:10:00 | 1.33673 | \$ 7481.87 |
| 361 | Sell | 24.11.2010 01:00:00 | 1.33793 | 0.47 | 24.11.2010 02:10:00 | 1.3366 | \$ 6590.0 |
| 360 | Sell | 24.11.2010 00:35:00 | 1.33776 | 0.48 | 24.11.2010 02:10:00 | 1.33671 | \$ 5313.32 |
| 359 | Sell | 24.11.2010 00:15:00 | 1.33739 | 0.48 | 24.11.2010 02:10:00 | 1.33664 | \$ 3795.23 |
| 404 | Sell | 24.11.2010 01:50:00 | 1.57975 | 0.44 | 24.11.2010 02:21:00 | 1.57906 | \$ 3200.65 |
| 405 | Sell | 24.11.2010 02:00:00 | 1.57991 | 0.44 | 24.11.2010 02:21:00 | 1.57919 | \$ 3339.8 |
| 363 | Sell | 24.11.2010 02:30:00 | 1.33947 | 0.49 | 24.11.2010 03:07:00 | 1.33908 | \$ 2014.63 |
| 221 | Sell | 24.11.2010 02:00:00 | 83.269 | 0.29 | 24.11.2010 04:00:00 | 83.183 | \$ 2135.83 |
| 220 | Sell | 23.11.2010 22:00:00 | 83.19 | 0.29 | 24.11.2010 04:00:00 | 83.195 | \$ -623.52 |
| 219 | Sell | 23.11.2010 21:50:00 | 83.168 | 0.3 | 24.11.2010 04:00:00 | 83.194 | \$ -1275.02 |
| 218 | Sell | 23.11.2010 21:25:00 | 83.151 | 0.3 | 24.11.2010 04:00:00 | 83.196 | \$ -1845.02 |
| 406 | Sell | 24.11.2010 02:30:00 | 1.58004 | 0.44 | 24.11.2010 06:00:00 | 1.58131 | \$ -5891.04 |
| 403 | Sell | 24.11.2010 01:15:00 | 1.57901 | 0.45 | 24.11.2010 06:00:00 | 1.58125 | \$ -10626.63 |
| 268 | Buy | 24.11.2010 02:30:00 | 0.99599 | 0.34 | 24.11.2010 08:15:00 | 0.99515 | \$ -3292.92 |
| 400 | Sell | 24.11.2010 01:35:00 | 111.307 | 0.46 | 24.11.2010 08:25:00 | 111.366 | \$ -3226.05 |
| 399 | Sell | 24.11.2010 01:30:00 | 111.299 | 0.47 | 24.11.2010 08:25:00 | 111.363 | \$ -3531.09 |
| 398 | Sell | 24.11.2010 01:15:00 | 111.28 | 0.47 | 24.11.2010 08:25:00 | 111.373 | \$ -4893.98 |
| 397 | Sell | 24.11.2010 01:10:00 | 111.232 | 0.48 | 24.11.2010 08:25:00 | 111.357 | \$ -6533.97 |
| 400 | Buy | 24.11.2010 02:30:00 | 1.02089 | 0.2 | 24.11.2010 09:00:00 | 1.01856 | \$ -3968.96 |
| 399 | Buy | 24.11.2010 01:50:00 | 1.02128 | 0.2 | 24.11.2010 09:00:00 | 1.01863 | \$ -4480.12 |
| 398 | Buy | 24.11.2010 01:30:00 | 1.0216 | 0.2 | 24.11.2010 09:00:00 | 1.0186 | \$ -5039.21 |
| 398 | Sell | 24.11.2010 01:50:00 | 0.97495 | 0.12 | 24.11.2010 09:15:00 | 0.97892 | \$ -5170.28 |
| 397 | Sell | 24.11.2010 01:30:00 | 0.97436 | 0.12 | 24.11.2010 09:15:00 | 0.9789 | \$ -5891.33 |
| 396 | Sell | 24.11.2010 01:15:00 | 0.97408 | 0.12 | 24.11.2010 09:15:00 | 0.97897 | \$ -6334.08 |
| 395 | Sell | 24.11.2010 00:46:00 | 0.9733 | 0.12 | 24.11.2010 09:15:00 | 0.97892 | \$ -7257.54 |
| 401 | Sell | 24.11.2010 21:45:00 | 1.01209 | 0.2 | 24.11.2010 22:25:00 | 1.01063 | \$ 2086.45 |
| 401 | Buy | 24.11.2010 21:45:00 | 0.98132 | 0.11 | 24.11.2010 23:20:00 | 0.98258 | \$ 1324.73 |
| 400 | Buy | 24.11.2010 21:40:00 | 0.98149 | 0.11 | 24.11.2010 23:20:00 | 0.98273 | \$ 1301.55 |
| 399 | Buy | 24.11.2010 21:30:00 | 0.98172 | 0.11 | 24.11.2010 23:20:00 | 0.98255 | \$ 826.28 |
| 272 | Sell | 24.11.2010 22:00:00 | 0.99728 | 0.33 | 25.11.2010 00:05:00 | 0.99541 | \$ 6544.29 |
| 271 | Sell | 24.11.2010 21:55:00 | 0.99686 | 0.34 | 25.11.2010 00:05:00 | 0.9954 | \$ 5136.8 |
| 270 | Sell | 24.11.2010 21:50:00 | 0.99649 | 0.34 | 25.11.2010 00:05:00 | 0.99529 | \$ 4118.48 |
| 269 | Sell | 24.11.2010 21:45:00 | 0.99555 | 0.34 | 25.11.2010 00:05:00 | 0.9953 | \$ 397.73 |
| 408 | Sell | 25.11.2010 01:35:00 | 1.57871 | 0.44 | 25.11.2010 02:20:00 | 1.57725 | \$ 6772.37 |
| 407 | Sell | 25.11.2010 01:30:00 | 1.57846 | 0.45 | 25.11.2010 02:20:00 | 1.57742 | \$ 4933.8 |
| 366 | Sell | 25.11.2010 01:55:00 | 1.33571 | 0.48 | 25.11.2010 02:40:00 | 1.33289 | \$ 14270.06 |
| 365 | Sell | 25.11.2010 01:45:00 | 1.33519 | 0.48 | 25.11.2010 02:40:00 | 1.33277 | \$ 12245.94 |
| 364 | Sell | 25.11.2010 01:30:00 | 1.33467 | 0.49 | 25.11.2010 02:40:00 | 1.33291 | \$ 9091.68 |

| | | | | | | | |
|-----|------|---------------------|---------|------|---------------------|---------|--------------|
| 402 | Sell | 25.11.2010 02:30:00 | 1.0111 | 0.2 | 25.11.2010 06:25:00 | 1.00925 | \$ 2709.77 |
| 369 | Buy | 26.11.2010 01:55:00 | 1.33332 | 0.49 | 26.11.2010 02:17:00 | 1.33378 | \$ 2375.15 |
| 401 | Buy | 25.11.2010 23:00:00 | 111.61 | 0.47 | 26.11.2010 04:05:00 | 111.772 | \$ 6876.49 |
| 405 | Buy | 26.11.2010 01:20:00 | 0.9775 | 0.11 | 26.11.2010 10:25:00 | 0.97006 | \$ -8760.33 |
| 404 | Buy | 26.11.2010 01:10:00 | 0.97781 | 0.11 | 26.11.2010 10:25:00 | 0.97011 | \$ -9061.72 |
| 403 | Buy | 26.11.2010 01:05:00 | 0.97859 | 0.11 | 26.11.2010 10:25:00 | 0.97001 | \$ -10081.82 |
| 402 | Buy | 26.11.2010 01:00:00 | 0.97878 | 0.11 | 26.11.2010 10:25:00 | 0.96999 | \$ -10325.24 |
| 367 | Buy | 26.11.2010 01:00:00 | 1.33456 | 0.5 | 26.11.2010 11:00:00 | 1.32744 | \$ -37513.5 |
| 368 | Buy | 26.11.2010 01:30:00 | 1.33422 | 0.49 | 26.11.2010 11:30:00 | 1.3238 | \$ -53802.36 |
| 403 | Buy | 29.11.2010 00:30:00 | 1.0174 | 0.2 | 29.11.2010 01:06:00 | 1.01767 | \$ 184.29 |
| 373 | Sell | 29.11.2010 00:55:00 | 1.32821 | 0.46 | 29.11.2010 01:45:00 | 1.32498 | \$ 15663.75 |
| 372 | Sell | 29.11.2010 00:45:00 | 1.32795 | 0.46 | 29.11.2010 01:45:00 | 1.32504 | \$ 14111.92 |
| 371 | Sell | 29.11.2010 00:35:00 | 1.32775 | 0.47 | 29.11.2010 01:45:00 | 1.32503 | \$ 13477.28 |
| 370 | Sell | 29.11.2010 00:30:00 | 1.32734 | 0.47 | 29.11.2010 01:45:00 | 1.32493 | \$ 11941.27 |
| 408 | Sell | 29.11.2010 01:05:00 | 0.96814 | 0.11 | 29.11.2010 02:00:00 | 0.96604 | \$ 2299.27 |
| 407 | Sell | 29.11.2010 00:55:00 | 0.96768 | 0.11 | 29.11.2010 02:00:00 | 0.96598 | \$ 1835.44 |
| 406 | Sell | 29.11.2010 00:05:00 | 0.96754 | 0.11 | 29.11.2010 02:00:00 | 0.96589 | \$ 1777.46 |
| 409 | Sell | 29.11.2010 01:05:00 | 1.56004 | 0.45 | 29.11.2010 02:00:00 | 1.55974 | \$ 1423.21 |
| 410 | Sell | 29.11.2010 01:10:00 | 1.56011 | 0.44 | 29.11.2010 02:00:00 | 1.55984 | \$ 1252.43 |
| 411 | Sell | 29.11.2010 01:15:00 | 1.56018 | 0.44 | 29.11.2010 02:00:00 | 1.55979 | \$ 1809.06 |
| 402 | Sell | 29.11.2010 00:30:00 | 111.561 | 0.47 | 29.11.2010 02:25:00 | 111.486 | \$ 3000.69 |
| 403 | Sell | 29.11.2010 00:35:00 | 111.668 | 0.47 | 29.11.2010 02:25:00 | 111.488 | \$ 7935.19 |
| 404 | Sell | 29.11.2010 00:50:00 | 111.725 | 0.46 | 29.11.2010 02:25:00 | 111.476 | \$ 10940.07 |
| 112 | Buy | 29.11.2010 02:10:00 | 0.84863 | 0.19 | 29.11.2010 04:45:00 | 0.84858 | \$ -363.97 |
| 111 | Buy | 29.11.2010 02:00:00 | 0.84898 | 0.19 | 29.11.2010 04:45:00 | 0.84844 | \$ -1631.24 |
| 412 | Sell | 29.11.2010 21:45:00 | 0.9622 | 0.11 | 29.11.2010 23:50:00 | 0.96246 | \$ -437.35 |
| 411 | Sell | 29.11.2010 21:40:00 | 0.96198 | 0.11 | 29.11.2010 23:50:00 | 0.96236 | \$ -576.51 |
| 410 | Sell | 29.11.2010 21:35:00 | 0.96131 | 0.11 | 29.11.2010 23:50:00 | 0.96247 | \$ -1480.98 |
| 409 | Sell | 29.11.2010 21:30:00 | 0.96117 | 0.11 | 29.11.2010 23:50:00 | 0.96233 | \$ -1480.98 |
| 113 | Sell | 29.11.2010 21:30:00 | 0.84316 | 0.19 | 30.11.2010 00:05:00 | 0.84216 | \$ 2325.77 |
| 377 | Sell | 29.11.2010 22:50:00 | 1.31235 | 0.48 | 30.11.2010 00:05:00 | 1.31172 | \$ 3148.54 |
| 376 | Sell | 29.11.2010 22:10:00 | 1.31216 | 0.48 | 30.11.2010 00:05:00 | 1.31163 | \$ 2642.51 |
| 375 | Sell | 29.11.2010 21:40:00 | 1.31192 | 0.49 | 30.11.2010 00:05:00 | 1.31171 | \$ 1044.54 |
| 374 | Sell | 29.11.2010 21:30:00 | 1.31159 | 0.49 | 30.11.2010 00:05:00 | 1.31158 | \$ 11.39 |
| 415 | Sell | 29.11.2010 22:25:00 | 1.55754 | 0.44 | 30.11.2010 00:05:00 | 1.55681 | \$ 3240.14 |
| 414 | Sell | 29.11.2010 22:20:00 | 1.5572 | 0.44 | 30.11.2010 00:05:00 | 1.55685 | \$ 1477.48 |
| 413 | Sell | 29.11.2010 22:05:00 | 1.55684 | 0.45 | 30.11.2010 00:05:00 | 1.55679 | \$ 87.84 |
| 412 | Sell | 29.11.2010 22:00:00 | 1.55656 | 0.45 | 30.11.2010 00:05:00 | 1.55681 | \$ -1335.37 |
| 407 | Buy | 29.11.2010 22:05:00 | 1.01912 | 0.19 | 30.11.2010 00:10:00 | 1.01887 | \$ -667.46 |
| 406 | Buy | 29.11.2010 21:50:00 | 1.01926 | 0.19 | 30.11.2010 00:10:00 | 1.01894 | \$ -773.69 |
| 405 | Buy | 29.11.2010 21:45:00 | 1.01974 | 0.2 | 30.11.2010 00:10:00 | 1.01886 | \$ -1708.96 |
| 404 | Buy | 29.11.2010 21:40:00 | 1.02011 | 0.2 | 30.11.2010 00:10:00 | 1.01891 | \$ -2220.12 |
| 407 | Sell | 29.11.2010 23:40:00 | 110.584 | 0.48 | 30.11.2010 00:35:00 | 110.514 | \$ 2722.11 |
| 406 | Sell | 29.11.2010 23:35:00 | 110.576 | 0.48 | 30.11.2010 00:35:00 | 110.507 | \$ 2674.19 |
| 405 | Sell | 29.11.2010 22:30:00 | 110.559 | 0.48 | 30.11.2010 00:35:00 | 110.506 | \$ 1906.26 |
| 408 | Sell | 30.11.2010 22:40:00 | 108.882 | 0.49 | 30.11.2010 23:00:00 | 108.633 | \$ 11667.47 |
| 273 | Sell | 30.11.2010 22:00:00 | 1.00324 | 0.35 | 01.12.2010 01:15:00 | 1.00327 | \$ -322.8 |
| 411 | Sell | 01.12.2010 02:00:00 | 108.743 | 0.49 | 01.12.2010 02:35:00 | 108.506 | \$ 11080.1 |
| 410 | Sell | 01.12.2010 01:35:00 | 108.693 | 0.49 | 01.12.2010 02:35:00 | 108.493 | \$ 9267.34 |
| 409 | Sell | 01.12.2010 01:30:00 | 108.69 | 0.5 | 01.12.2010 02:35:00 | 108.501 | \$ 8906.57 |
| 408 | Buy | 01.12.2010 02:30:00 | 1.02468 | 0.2 | 01.12.2010 02:40:00 | 1.02639 | \$ 2484.55 |
| 410 | Sell | 01.12.2010 23:40:00 | 1.01812 | 0.19 | 02.12.2010 00:29:00 | 1.01797 | \$ -176.27 |
| 416 | Buy | 02.12.2010 02:05:00 | 0.96524 | 0.11 | 02.12.2010 02:30:00 | 0.96547 | \$ 130.75 |
| 411 | Sell | 02.12.2010 00:35:00 | 1.01835 | 0.19 | 02.12.2010 03:20:00 | 1.01708 | \$ 1693.64 |
| 409 | Sell | 01.12.2010 23:30:00 | 1.01788 | 0.2 | 02.12.2010 03:20:00 | 1.01717 | \$ 709.49 |
| 415 | Buy | 02.12.2010 02:05:00 | 110.275 | 0.48 | 02.12.2010 03:44:00 | 110.37 | \$ 4030.7 |
| 380 | Buy | 02.12.2010 02:05:00 | 1.31099 | 0.48 | 02.12.2010 04:05:00 | 1.31214 | \$ 5816.7 |
| 415 | Buy | 02.12.2010 02:00:00 | 0.96578 | 0.11 | 02.12.2010 07:35:00 | 0.96415 | \$ -2025.36 |
| 414 | Buy | 02.12.2010 01:05:00 | 0.96665 | 0.11 | 02.12.2010 07:35:00 | 0.96431 | \$ -2848.39 |
| 413 | Buy | 02.12.2010 01:00:00 | 0.96689 | 0.11 | 02.12.2010 07:35:00 | 0.96419 | \$ -3265.7 |

| | | | | | | | |
|-----|------|---------------------|---------|------|---------------------|---------|--------------|
| 379 | Buy | 02.12.2010 01:05:00 | 1.31249 | 0.49 | 02.12.2010 07:55:00 | 1.31141 | \$ -5576.44 |
| 378 | Buy | 02.12.2010 01:00:00 | 1.31259 | 0.5 | 02.12.2010 07:55:00 | 1.31159 | \$ -5268.75 |
| 414 | Buy | 02.12.2010 02:00:00 | 110.424 | 0.49 | 02.12.2010 07:55:00 | 110.313 | \$ -5980.06 |
| 413 | Buy | 02.12.2010 01:05:00 | 110.463 | 0.49 | 02.12.2010 07:55:00 | 110.317 | \$ -7695.29 |
| 412 | Buy | 02.12.2010 01:00:00 | 110.491 | 0.5 | 02.12.2010 07:55:00 | 110.318 | \$ -9202.4 |
| 416 | Sell | 02.12.2010 21:35:00 | 1.56053 | 0.45 | 02.12.2010 22:01:00 | 1.5587 | \$ 8681.59 |
| 222 | Sell | 02.12.2010 22:00:00 | 83.96 | 0.29 | 02.12.2010 23:55:00 | 83.833 | \$ 3324.83 |
| 417 | Sell | 02.12.2010 23:30:00 | 1.56049 | 0.45 | 03.12.2010 00:40:00 | 1.55911 | \$ 6397.41 |
| 274 | Sell | 02.12.2010 22:00:00 | 0.99374 | 0.34 | 03.12.2010 02:05:00 | 0.99204 | \$ 6462.13 |
| 416 | Buy | 03.12.2010 02:30:00 | 110.568 | 0.49 | 03.12.2010 03:42:00 | 110.622 | \$ 2104.24 |
| 381 | Buy | 03.12.2010 02:30:00 | 1.3204 | 0.49 | 03.12.2010 03:43:00 | 1.32067 | \$ 1394.11 |
| 412 | Sell | 03.12.2010 00:30:00 | 1.00372 | 0.2 | 03.12.2010 05:15:00 | 1.00381 | \$ -390.85 |
| 417 | Buy | 03.12.2010 02:30:00 | 0.97523 | 0.11 | 03.12.2010 07:55:00 | 0.97604 | \$ 803.09 |
| 419 | Buy | 06.12.2010 02:15:00 | 0.99025 | 0.11 | 06.12.2010 07:05:00 | 0.98811 | \$ -2616.55 |
| 418 | Buy | 06.12.2010 02:10:00 | 0.99081 | 0.11 | 06.12.2010 07:05:00 | 0.98811 | \$ -3265.7 |
| 225 | Sell | 06.12.2010 02:15:00 | 82.849 | 0.3 | 06.12.2010 08:00:00 | 82.867 | \$ -910.52 |
| 224 | Sell | 06.12.2010 02:10:00 | 82.802 | 0.3 | 06.12.2010 08:00:00 | 82.865 | \$ -2260.52 |
| 223 | Sell | 06.12.2010 02:00:00 | 82.783 | 0.3 | 06.12.2010 08:00:00 | 82.86 | \$ -2680.52 |
| 382 | Buy | 06.12.2010 02:30:00 | 1.33825 | 0.49 | 06.12.2010 08:25:00 | 1.3362 | \$ -10584.91 |
| 275 | Sell | 06.12.2010 02:30:00 | 0.97565 | 0.35 | 06.12.2010 08:35:00 | 0.97644 | \$ -3188.61 |
| 114 | Buy | 06.12.2010 02:30:00 | 0.84891 | 0.19 | 06.12.2010 09:45:00 | 0.84905 | \$ 127.41 |
| 418 | Buy | 06.12.2010 02:10:00 | 1.57593 | 0.45 | 06.12.2010 09:55:00 | 1.57529 | \$ -3034.8 |
| 413 | Buy | 06.12.2010 21:25:00 | 1.00372 | 0.2 | 06.12.2010 22:25:00 | 1.00466 | \$ 1254.54 |
| 384 | Sell | 06.12.2010 21:40:00 | 1.33285 | 0.49 | 06.12.2010 22:51:00 | 1.33235 | \$ 2582.86 |
| 420 | Sell | 06.12.2010 21:35:00 | 1.57321 | 0.45 | 06.12.2010 22:51:00 | 1.57278 | \$ 2039.93 |
| 420 | Sell | 06.12.2010 21:25:00 | 0.99027 | 0.11 | 06.12.2010 23:00:00 | 0.98977 | \$ 443.94 |
| 383 | Sell | 06.12.2010 21:35:00 | 1.33244 | 0.49 | 06.12.2010 23:10:00 | 1.3303 | \$ 11054.65 |
| 419 | Sell | 06.12.2010 21:25:00 | 1.57239 | 0.45 | 06.12.2010 23:20:00 | 1.57097 | \$ 6736.53 |
| 385 | Buy | 07.12.2010 21:30:00 | 1.32914 | 0.49 | 07.12.2010 21:48:00 | 1.32933 | \$ 981.04 |
| 421 | Buy | 07.12.2010 21:30:00 | 0.98658 | 0.11 | 07.12.2010 21:50:00 | 0.98681 | \$ 130.76 |
| 425 | Buy | 07.12.2010 22:25:00 | 0.98413 | 0.11 | 07.12.2010 22:43:00 | 0.98463 | \$ 443.75 |
| 424 | Buy | 07.12.2010 22:25:00 | 1.57507 | 0.44 | 07.12.2010 23:07:00 | 1.57564 | \$ 2642.8 |
| 389 | Buy | 07.12.2010 22:20:00 | 1.32808 | 0.48 | 08.12.2010 01:05:00 | 1.32687 | \$ -6402.4 |
| 388 | Buy | 07.12.2010 22:05:00 | 1.3282 | 0.49 | 08.12.2010 01:05:00 | 1.32683 | \$ -7361.93 |
| 387 | Buy | 07.12.2010 22:00:00 | 1.32846 | 0.49 | 08.12.2010 01:05:00 | 1.32682 | \$ -8756.03 |
| 386 | Buy | 07.12.2010 21:55:00 | 1.32873 | 0.49 | 08.12.2010 01:05:00 | 1.3268 | \$ -10253.41 |
| 417 | Sell | 07.12.2010 23:05:00 | 1.01182 | 0.19 | 08.12.2010 01:05:00 | 1.01103 | \$ 908.38 |
| 416 | Sell | 07.12.2010 23:00:00 | 1.01141 | 0.2 | 08.12.2010 01:05:00 | 1.011 | \$ 348.86 |
| 415 | Sell | 07.12.2010 22:55:00 | 1.01083 | 0.2 | 08.12.2010 01:05:00 | 1.01113 | \$ -785.9 |
| 414 | Sell | 07.12.2010 22:30:00 | 1.01078 | 0.2 | 08.12.2010 01:05:00 | 1.011 | \$ -658.05 |
| 419 | Buy | 07.12.2010 23:50:00 | 110.681 | 0.48 | 08.12.2010 01:20:00 | 110.781 | \$ 4051.27 |
| 418 | Buy | 07.12.2010 23:40:00 | 110.716 | 0.49 | 08.12.2010 01:20:00 | 110.787 | \$ 2714.55 |
| 417 | Buy | 07.12.2010 23:35:00 | 110.75 | 0.49 | 08.12.2010 01:20:00 | 110.789 | \$ 1146.41 |
| 426 | Buy | 07.12.2010 23:00:00 | 0.98387 | 0.11 | 08.12.2010 01:30:00 | 0.98405 | \$ 48.34 |
| 424 | Buy | 07.12.2010 22:05:00 | 0.98539 | 0.11 | 08.12.2010 01:30:00 | 0.98389 | \$ -1899.12 |
| 423 | Buy | 07.12.2010 22:00:00 | 0.98581 | 0.11 | 08.12.2010 01:30:00 | 0.98386 | \$ -2420.76 |
| 422 | Buy | 07.12.2010 21:55:00 | 0.98616 | 0.11 | 08.12.2010 01:30:00 | 0.98394 | \$ -2733.74 |
| 425 | Buy | 08.12.2010 00:05:00 | 1.57499 | 0.44 | 08.12.2010 01:36:00 | 1.57522 | \$ 1066.39 |
| 420 | Buy | 08.12.2010 02:00:00 | 110.612 | 0.5 | 08.12.2010 02:55:00 | 110.883 | \$ 12996.98 |
| 278 | Sell | 07.12.2010 22:30:00 | 0.98761 | 0.34 | 08.12.2010 03:00:00 | 0.98685 | \$ 2780.54 |
| 277 | Sell | 07.12.2010 21:55:00 | 0.98749 | 0.34 | 08.12.2010 03:00:00 | 0.9868 | \$ 2506.38 |
| 276 | Sell | 07.12.2010 21:50:00 | 0.9863 | 0.35 | 08.12.2010 03:00:00 | 0.98683 | \$ -2338.68 |
| 419 | Buy | 08.12.2010 02:30:00 | 1.00989 | 0.2 | 08.12.2010 03:50:00 | 1.01062 | \$ 919.09 |
| 418 | Buy | 08.12.2010 01:30:00 | 1.01061 | 0.2 | 08.12.2010 03:50:00 | 1.01051 | \$ -406.75 |
| 422 | Buy | 07.12.2010 22:05:00 | 1.57619 | 0.45 | 08.12.2010 08:05:00 | 1.56992 | \$ -29923.6 |
| 421 | Buy | 07.12.2010 22:00:00 | 1.57669 | 0.46 | 08.12.2010 08:05:00 | 1.57005 | \$ -32382.04 |
| 423 | Buy | 07.12.2010 22:10:00 | 1.57582 | 0.45 | 08.12.2010 08:15:00 | 1.57049 | \$ -25466.23 |
| 390 | Sell | 08.12.2010 21:35:00 | 1.3264 | 0.48 | 08.12.2010 22:36:00 | 1.32573 | \$ 3390.41 |
| 391 | Sell | 08.12.2010 21:40:00 | 1.32704 | 0.48 | 08.12.2010 22:36:00 | 1.32573 | \$ 6629.0 |
| 392 | Sell | 08.12.2010 21:45:00 | 1.32745 | 0.47 | 08.12.2010 22:36:00 | 1.32577 | \$ 8324.2 |

| | | | | | | | |
|-----|------|---------------------|---------|------|---------------------|---------|--------------|
| 427 | Sell | 08.12.2010 21:35:00 | 0.97999 | 0.11 | 08.12.2010 22:36:00 | 0.97861 | \$ 1464.37 |
| 428 | Sell | 08.12.2010 21:40:00 | 0.98062 | 0.11 | 08.12.2010 22:36:00 | 0.97865 | \$ 2148.52 |
| 429 | Sell | 08.12.2010 21:45:00 | 0.98102 | 0.11 | 08.12.2010 22:36:00 | 0.9786 | \$ 2670.34 |
| 227 | Buy | 08.12.2010 21:40:00 | 83.918 | 0.29 | 09.12.2010 00:04:00 | 83.963 | \$ 794.58 |
| 226 | Buy | 08.12.2010 21:35:00 | 83.97 | 0.29 | 09.12.2010 01:15:00 | 84.068 | \$ 2331.58 |
| 420 | Sell | 08.12.2010 22:30:00 | 1.01231 | 0.2 | 09.12.2010 02:35:00 | 1.01023 | \$ 2899.1 |
| 426 | Buy | 09.12.2010 01:30:00 | 1.57916 | 0.43 | 09.12.2010 02:35:00 | 1.58147 | \$ 10466.89 |
| 430 | Sell | 09.12.2010 23:10:00 | 1.57698 | 0.43 | 10.12.2010 01:50:00 | 1.57685 | \$ 446.6 |
| 429 | Sell | 09.12.2010 22:50:00 | 1.57668 | 0.43 | 10.12.2010 01:50:00 | 1.57698 | \$ -1502.68 |
| 428 | Sell | 09.12.2010 22:45:00 | 1.57647 | 0.43 | 10.12.2010 01:50:00 | 1.57693 | \$ -2227.99 |
| 427 | Sell | 09.12.2010 22:30:00 | 1.57622 | 0.44 | 10.12.2010 01:50:00 | 1.57694 | \$ -3485.84 |
| 422 | Sell | 10.12.2010 01:50:00 | 110.985 | 0.49 | 10.12.2010 02:25:00 | 110.8 | \$ 8521.11 |
| 421 | Sell | 10.12.2010 01:30:00 | 110.981 | 0.5 | 10.12.2010 02:25:00 | 110.82 | \$ 7495.1 |
| 393 | Sell | 09.12.2010 22:45:00 | 1.32412 | 0.49 | 10.12.2010 03:14:00 | 1.32335 | \$ 3937.34 |
| 394 | Sell | 09.12.2010 23:05:00 | 1.32422 | 0.49 | 10.12.2010 03:14:00 | 1.32342 | \$ 4092.31 |
| 395 | Sell | 09.12.2010 23:15:00 | 1.32459 | 0.48 | 10.12.2010 03:14:00 | 1.32343 | \$ 5830.51 |
| 424 | Buy | 13.12.2010 00:35:00 | 110.849 | 0.5 | 13.12.2010 05:00:00 | 110.757 | \$ -5154.24 |
| 423 | Buy | 13.12.2010 00:30:00 | 110.865 | 0.5 | 13.12.2010 05:00:00 | 110.758 | \$ -5904.29 |
| 423 | Sell | 13.12.2010 22:15:00 | 1.00773 | 0.2 | 14.12.2010 00:05:00 | 1.00712 | \$ 668.51 |
| 422 | Sell | 13.12.2010 22:10:00 | 1.00749 | 0.2 | 14.12.2010 00:05:00 | 1.00716 | \$ 221.0 |
| 421 | Sell | 13.12.2010 21:55:00 | 1.0073 | 0.2 | 14.12.2010 00:05:00 | 1.00725 | \$ -226.52 |
| 399 | Buy | 13.12.2010 22:50:00 | 1.33904 | 0.48 | 14.12.2010 00:20:00 | 1.3398 | \$ 3561.86 |
| 398 | Buy | 13.12.2010 22:35:00 | 1.33931 | 0.48 | 14.12.2010 00:20:00 | 1.33964 | \$ 1386.92 |
| 397 | Buy | 13.12.2010 22:10:00 | 1.33983 | 0.49 | 14.12.2010 00:20:00 | 1.33971 | \$ -907.71 |
| 396 | Buy | 13.12.2010 22:00:00 | 1.34024 | 0.49 | 14.12.2010 00:20:00 | 1.33982 | \$ -2456.72 |
| 430 | Buy | 13.12.2010 23:00:00 | 0.99485 | 0.11 | 14.12.2010 00:57:00 | 0.99532 | \$ 384.5 |
| 432 | Buy | 14.12.2010 01:05:00 | 0.99461 | 0.11 | 14.12.2010 03:15:00 | 0.99547 | \$ 861.05 |
| 431 | Buy | 14.12.2010 01:00:00 | 0.99512 | 0.11 | 14.12.2010 03:15:00 | 0.99538 | \$ 165.54 |
| 282 | Sell | 14.12.2010 01:10:00 | 0.96843 | 0.34 | 14.12.2010 03:55:00 | 0.96781 | \$ 2424.88 |
| 281 | Sell | 13.12.2010 22:00:00 | 0.96819 | 0.34 | 14.12.2010 03:55:00 | 0.96779 | \$ 1370.56 |
| 280 | Sell | 13.12.2010 21:55:00 | 0.96756 | 0.35 | 14.12.2010 03:55:00 | 0.96783 | \$ -1290.42 |
| 279 | Sell | 13.12.2010 21:30:00 | 0.96726 | 0.35 | 14.12.2010 03:55:00 | 0.96777 | \$ -2258.04 |
| 403 | Buy | 14.12.2010 02:25:00 | 1.3382 | 0.48 | 14.12.2010 03:55:00 | 1.33944 | \$ 6271.92 |
| 402 | Buy | 14.12.2010 01:15:00 | 1.33833 | 0.48 | 14.12.2010 03:55:00 | 1.33942 | \$ 5513.22 |
| 401 | Buy | 14.12.2010 00:55:00 | 1.33859 | 0.49 | 14.12.2010 03:55:00 | 1.33946 | \$ 4492.14 |
| 400 | Buy | 14.12.2010 00:50:00 | 1.33877 | 0.49 | 14.12.2010 03:55:00 | 1.33957 | \$ 4130.7 |
| 432 | Buy | 13.12.2010 23:05:00 | 1.58529 | 0.43 | 14.12.2010 04:09:00 | 1.58598 | \$ 2942.98 |
| 433 | Buy | 13.12.2010 23:30:00 | 1.58517 | 0.43 | 14.12.2010 04:09:00 | 1.58618 | \$ 4392.93 |
| 228 | Sell | 14.12.2010 01:00:00 | 83.465 | 0.3 | 14.12.2010 05:30:00 | 83.437 | \$ 469.48 |
| 431 | Buy | 13.12.2010 23:00:00 | 1.58591 | 0.44 | 14.12.2010 08:55:00 | 1.58694 | \$ 4587.82 |
| 425 | Sell | 14.12.2010 22:45:00 | 1.00695 | 0.2 | 15.12.2010 00:00:00 | 1.0061 | \$ 1052.09 |
| 424 | Sell | 14.12.2010 22:30:00 | 1.00662 | 0.2 | 15.12.2010 00:00:00 | 1.00623 | \$ 316.89 |
| 115 | Buy | 14.12.2010 22:30:00 | 0.84769 | 0.19 | 15.12.2010 00:05:00 | 0.84814 | \$ 828.29 |
| 433 | Buy | 14.12.2010 22:30:00 | 0.99783 | 0.11 | 15.12.2010 00:22:00 | 0.99837 | \$ 465.65 |
| 434 | Buy | 14.12.2010 22:40:00 | 0.99728 | 0.11 | 15.12.2010 00:22:00 | 0.99823 | \$ 940.92 |
| 232 | Sell | 14.12.2010 22:20:00 | 83.741 | 0.29 | 15.12.2010 01:12:00 | 83.73 | \$ -159.52 |
| 231 | Sell | 14.12.2010 22:15:00 | 83.722 | 0.29 | 15.12.2010 05:15:00 | 83.841 | \$ -3929.52 |
| 230 | Sell | 14.12.2010 22:10:00 | 83.68 | 0.29 | 15.12.2010 05:15:00 | 83.838 | \$ -5060.52 |
| 229 | Sell | 14.12.2010 22:00:00 | 83.637 | 0.3 | 15.12.2010 05:15:00 | 83.836 | \$ -6465.02 |
| 407 | Buy | 14.12.2010 22:20:00 | 1.33745 | 0.48 | 15.12.2010 05:30:00 | 1.33482 | \$ -13584.76 |
| 406 | Buy | 14.12.2010 22:15:00 | 1.33769 | 0.49 | 15.12.2010 05:30:00 | 1.33489 | \$ -14745.55 |
| 405 | Buy | 14.12.2010 22:10:00 | 1.33826 | 0.49 | 15.12.2010 05:30:00 | 1.33493 | \$ -17482.14 |
| 404 | Buy | 14.12.2010 22:00:00 | 1.33844 | 0.5 | 15.12.2010 05:30:00 | 1.33487 | \$ -19103.42 |
| 438 | Buy | 15.12.2010 02:20:00 | 0.99576 | 0.1 | 15.12.2010 05:30:00 | 0.99508 | \$ -840.1 |
| 437 | Buy | 15.12.2010 02:15:00 | 0.99618 | 0.1 | 15.12.2010 05:30:00 | 0.9951 | \$ -1261.64 |
| 436 | Buy | 15.12.2010 02:10:00 | 0.99667 | 0.11 | 15.12.2010 05:30:00 | 0.99513 | \$ -1921.03 |
| 435 | Buy | 15.12.2010 02:00:00 | 0.99691 | 0.11 | 15.12.2010 05:30:00 | 0.99511 | \$ -2222.43 |
| 286 | Sell | 15.12.2010 02:00:00 | 0.96108 | 0.34 | 15.12.2010 05:40:00 | 0.9622 | \$ -4389.98 |
| 285 | Sell | 15.12.2010 01:40:00 | 0.96067 | 0.34 | 15.12.2010 05:40:00 | 0.9623 | \$ -6387.43 |
| 284 | Sell | 15.12.2010 01:35:00 | 0.96017 | 0.34 | 15.12.2010 05:40:00 | 0.96232 | \$ -8424.07 |

| | | | | | | | |
|-----|------|---------------------|---------|------|---------------------|---------|--------------|
| 283 | Sell | 15.12.2010 01:30:00 | 0.95996 | 0.35 | 15.12.2010 05:40:00 | 0.96237 | \$ -9720.09 |
| 427 | Sell | 15.12.2010 21:40:00 | 1.00467 | 0.2 | 15.12.2010 23:10:00 | 1.00432 | \$ 312.38 |
| 428 | Sell | 16.12.2010 00:00:00 | 1.00484 | 0.2 | 16.12.2010 01:55:00 | 1.00395 | \$ 1175.44 |
| 426 | Sell | 15.12.2010 21:30:00 | 1.00408 | 0.2 | 16.12.2010 01:55:00 | 1.00399 | \$ -281.44 |
| 118 | Buy | 15.12.2010 23:35:00 | 0.84995 | 0.19 | 16.12.2010 02:55:00 | 0.85054 | \$ 988.64 |
| 117 | Buy | 15.12.2010 21:30:00 | 0.85015 | 0.19 | 16.12.2010 02:55:00 | 0.85047 | \$ 290.35 |
| 116 | Buy | 15.12.2010 21:25:00 | 0.85063 | 0.19 | 16.12.2010 02:55:00 | 0.85046 | \$ -976.91 |
| 409 | Sell | 16.12.2010 02:05:00 | 1.32258 | 0.47 | 16.12.2010 04:50:00 | 1.32214 | \$ 2180.14 |
| 408 | Sell | 16.12.2010 02:00:00 | 1.32238 | 0.48 | 16.12.2010 04:50:00 | 1.3221 | \$ 1416.88 |
| 437 | Sell | 16.12.2010 02:00:00 | 1.55579 | 0.43 | 16.12.2010 04:50:00 | 1.55515 | \$ 2901.24 |
| 436 | Sell | 16.12.2010 01:55:00 | 1.55559 | 0.43 | 16.12.2010 04:50:00 | 1.55513 | \$ 2085.27 |
| 435 | Sell | 16.12.2010 01:50:00 | 1.55537 | 0.43 | 16.12.2010 04:50:00 | 1.55511 | \$ 1178.62 |
| 434 | Sell | 16.12.2010 00:35:00 | 1.55517 | 0.44 | 16.12.2010 04:50:00 | 1.55516 | \$ 46.38 |
| 290 | Buy | 16.12.2010 23:15:00 | 0.96426 | 0.33 | 17.12.2010 01:40:00 | 0.96502 | \$ 2880.83 |
| 289 | Buy | 16.12.2010 23:00:00 | 0.96449 | 0.33 | 17.12.2010 01:40:00 | 0.96498 | \$ 1854.59 |
| 288 | Buy | 16.12.2010 22:50:00 | 0.96469 | 0.33 | 17.12.2010 01:40:00 | 0.96493 | \$ 904.36 |
| 287 | Buy | 16.12.2010 22:30:00 | 0.96521 | 0.34 | 17.12.2010 01:40:00 | 0.96503 | \$ -713.0 |
| 413 | Sell | 16.12.2010 23:00:00 | 1.32378 | 0.47 | 17.12.2010 01:40:00 | 1.32358 | \$ 952.35 |
| 412 | Sell | 16.12.2010 22:55:00 | 1.32327 | 0.47 | 17.12.2010 01:40:00 | 1.32364 | \$ -1871.94 |
| 411 | Sell | 16.12.2010 22:40:00 | 1.3228 | 0.48 | 17.12.2010 01:40:00 | 1.32356 | \$ -3885.28 |
| 410 | Sell | 16.12.2010 22:30:00 | 1.32272 | 0.48 | 17.12.2010 01:40:00 | 1.32375 | \$ -5251.56 |
| 291 | Buy | 20.12.2010 00:00:00 | 0.96788 | 0.34 | 20.12.2010 01:43:00 | 0.96999 | \$ 8259.54 |
| 431 | Buy | 20.12.2010 23:00:00 | 1.01613 | 0.2 | 21.12.2010 00:11:00 | 1.01625 | \$ -111.55 |
| 430 | Buy | 20.12.2010 22:55:00 | 1.01666 | 0.2 | 21.12.2010 00:30:00 | 1.01778 | \$ 1485.85 |
| 429 | Buy | 20.12.2010 22:45:00 | 1.0171 | 0.2 | 21.12.2010 00:30:00 | 1.01785 | \$ 894.81 |
| 414 | Sell | 21.12.2010 00:00:00 | 1.31308 | 0.48 | 21.12.2010 01:30:00 | 1.31265 | \$ 2175.93 |
| 425 | Sell | 21.12.2010 00:00:00 | 109.995 | 0.5 | 21.12.2010 01:55:00 | 109.881 | \$ 5150.02 |
| 439 | Buy | 21.12.2010 00:30:00 | 0.9921 | 0.11 | 21.12.2010 02:32:00 | 0.99236 | \$ 165.54 |
| 439 | Sell | 21.12.2010 22:10:00 | 1.54725 | 0.44 | 21.12.2010 23:34:00 | 1.54705 | \$ 927.73 |
| 440 | Sell | 21.12.2010 23:35:00 | 1.54699 | 0.44 | 22.12.2010 04:50:00 | 1.54676 | \$ 920.84 |
| 438 | Sell | 21.12.2010 22:00:00 | 1.54641 | 0.44 | 22.12.2010 04:50:00 | 1.54683 | \$ -2094.26 |
| 415 | Sell | 22.12.2010 02:30:00 | 1.31027 | 0.48 | 22.12.2010 07:25:00 | 1.31281 | \$ -12853.17 |
| 426 | Sell | 22.12.2010 02:30:00 | 109.81 | 0.51 | 22.12.2010 07:25:00 | 109.942 | \$ -7292.02 |
| 419 | Sell | 23.12.2010 02:10:00 | 1.31164 | 0.46 | 23.12.2010 03:28:00 | 1.31137 | \$ 1309.35 |
| 428 | Sell | 23.12.2010 02:20:00 | 109.607 | 0.5 | 23.12.2010 03:45:00 | 109.398 | \$ 9901.99 |
| 427 | Sell | 23.12.2010 02:00:00 | 109.585 | 0.51 | 23.12.2010 03:45:00 | 109.382 | \$ 9794.1 |
| 441 | Sell | 22.12.2010 22:50:00 | 1.53815 | 0.44 | 23.12.2010 08:50:00 | 1.54202 | \$ -18389.56 |
| 442 | Sell | 22.12.2010 22:55:00 | 1.53874 | 0.44 | 23.12.2010 08:55:00 | 1.54199 | \$ -15513.62 |
| 417 | Sell | 22.12.2010 23:05:00 | 1.31014 | 0.48 | 23.12.2010 09:05:00 | 1.31336 | \$ -16412.53 |
| 416 | Sell | 22.12.2010 23:00:00 | 1.30985 | 0.48 | 23.12.2010 09:05:00 | 1.31336 | \$ -17880.02 |
| 443 | Sell | 22.12.2010 23:25:00 | 1.53897 | 0.43 | 23.12.2010 09:30:00 | 1.54243 | \$ -16113.0 |
| 418 | Sell | 23.12.2010 02:00:00 | 1.3113 | 0.47 | 23.12.2010 10:05:00 | 1.31208 | \$ -3864.8 |
| 444 | Sell | 23.12.2010 01:10:00 | 1.53931 | 0.43 | 23.12.2010 10:05:00 | 1.54039 | \$ -4895.84 |
| 420 | Sell | 23.12.2010 22:30:00 | 1.31236 | 0.47 | 24.12.2010 01:35:00 | 1.31198 | \$ 1844.23 |
| 443 | Buy | 24.12.2010 00:55:00 | 1.0024 | 0.1 | 24.12.2010 02:00:00 | 1.00371 | \$ 1256.99 |
| 442 | Buy | 24.12.2010 00:50:00 | 1.00248 | 0.1 | 24.12.2010 02:00:00 | 1.00378 | \$ 1246.46 |
| 441 | Buy | 24.12.2010 00:40:00 | 1.00278 | 0.1 | 24.12.2010 02:00:00 | 1.00381 | \$ 961.92 |
| 440 | Buy | 24.12.2010 00:30:00 | 1.00302 | 0.11 | 24.12.2010 02:00:00 | 1.00368 | \$ 629.21 |
| 432 | Sell | 24.12.2010 02:20:00 | 109.003 | 0.5 | 24.12.2010 03:50:00 | 108.952 | \$ 2004.96 |
| 431 | Sell | 24.12.2010 02:10:00 | 108.981 | 0.51 | 24.12.2010 03:50:00 | 108.94 | \$ 1535.13 |
| 430 | Sell | 24.12.2010 02:05:00 | 108.977 | 0.51 | 24.12.2010 03:50:00 | 108.951 | \$ 770.23 |
| 429 | Sell | 24.12.2010 02:00:00 | 108.951 | 0.51 | 24.12.2010 03:50:00 | 108.952 | \$ -606.66 |
| 295 | Buy | 23.12.2010 23:15:00 | 0.95832 | 0.34 | 24.12.2010 07:00:00 | 0.9571 | \$ -4785.72 |
| 294 | Buy | 23.12.2010 23:05:00 | 0.9586 | 0.34 | 24.12.2010 07:00:00 | 0.95711 | \$ -5843.07 |
| 293 | Buy | 23.12.2010 22:30:00 | 0.95872 | 0.34 | 24.12.2010 07:00:00 | 0.95715 | \$ -6156.36 |
| 292 | Buy | 23.12.2010 22:25:00 | 0.95892 | 0.35 | 24.12.2010 07:00:00 | 0.95724 | \$ -6780.87 |
| 444 | Buy | 27.12.2010 00:00:00 | 1.00002 | 0.11 | 27.12.2010 00:30:00 | 1.0016 | \$ 1695.68 |
| 296 | Buy | 27.12.2010 01:00:00 | 0.96111 | 0.34 | 27.12.2010 01:55:00 | 0.96342 | \$ 9042.76 |
| 435 | Sell | 27.12.2010 01:55:00 | 1.01061 | 0.2 | 27.12.2010 04:05:00 | 1.00899 | \$ 2342.17 |
| 434 | Sell | 27.12.2010 01:50:00 | 1.0099 | 0.2 | 27.12.2010 04:05:00 | 1.00907 | \$ 1079.54 |

| | | | | | | | |
|-----|------|---------------------|---------|------|---------------------|---------|--------------|
| 433 | Sell | 27.12.2010 01:35:00 | 1.00961 | 0.2 | 27.12.2010 04:05:00 | 1.00891 | \$ 871.77 |
| 432 | Sell | 27.12.2010 01:30:00 | 1.00935 | 0.2 | 27.12.2010 04:05:00 | 1.00903 | \$ 264.43 |
| 446 | Buy | 27.12.2010 01:55:00 | 1.54129 | 0.42 | 27.12.2010 04:30:00 | 1.54071 | \$ -2566.94 |
| 445 | Buy | 27.12.2010 01:30:00 | 1.54223 | 0.43 | 27.12.2010 04:30:00 | 1.54086 | \$ -6207.64 |
| 448 | Buy | 27.12.2010 01:20:00 | 1.00049 | 0.11 | 27.12.2010 04:40:00 | 1.0023 | \$ 1962.29 |
| 447 | Buy | 27.12.2010 01:15:00 | 1.00078 | 0.11 | 27.12.2010 04:40:00 | 1.00231 | \$ 1637.72 |
| 446 | Buy | 27.12.2010 00:40:00 | 1.00131 | 0.11 | 27.12.2010 04:40:00 | 1.00229 | \$ 1000.16 |
| 445 | Buy | 27.12.2010 00:35:00 | 1.00171 | 0.11 | 27.12.2010 04:40:00 | 1.00233 | \$ 582.84 |
| 450 | Sell | 28.12.2010 00:20:00 | 1.54244 | 0.41 | 28.12.2010 08:25:00 | 1.54657 | \$ -17851.27 |
| 449 | Sell | 28.12.2010 00:10:00 | 1.54206 | 0.42 | 28.12.2010 08:25:00 | 1.54677 | \$ -20854.78 |
| 448 | Sell | 27.12.2010 23:45:00 | 1.54175 | 0.42 | 28.12.2010 08:25:00 | 1.54671 | \$ -22101.12 |
| 447 | Sell | 27.12.2010 23:30:00 | 1.54165 | 0.42 | 28.12.2010 08:25:00 | 1.54675 | \$ -22721.01 |
| 297 | Buy | 28.12.2010 02:30:00 | 0.95652 | 0.34 | 28.12.2010 08:45:00 | 0.95602 | \$ -1961.45 |
| 236 | Sell | 28.12.2010 23:05:00 | 82.471 | 0.29 | 28.12.2010 23:55:00 | 82.356 | \$ 2976.83 |
| 235 | Sell | 28.12.2010 22:35:00 | 82.45 | 0.29 | 28.12.2010 23:55:00 | 82.37 | \$ 1961.83 |
| 234 | Sell | 28.12.2010 22:20:00 | 82.419 | 0.29 | 28.12.2010 23:55:00 | 82.366 | \$ 1178.83 |
| 233 | Sell | 28.12.2010 21:40:00 | 82.388 | 0.3 | 28.12.2010 23:55:00 | 82.366 | \$ 289.48 |
| 436 | Sell | 28.12.2010 22:10:00 | 108.062 | 0.51 | 28.12.2010 23:55:00 | 108.039 | \$ 621.82 |
| 435 | Sell | 28.12.2010 21:45:00 | 108.055 | 0.51 | 28.12.2010 23:55:00 | 108.032 | \$ 621.9 |
| 434 | Sell | 28.12.2010 21:35:00 | 108.027 | 0.52 | 28.12.2010 23:55:00 | 108.037 | \$ -1081.75 |
| 433 | Sell | 28.12.2010 21:30:00 | 107.996 | 0.52 | 28.12.2010 23:55:00 | 108.038 | \$ -2745.55 |
| 452 | Buy | 28.12.2010 22:25:00 | 1.00926 | 0.11 | 28.12.2010 23:55:00 | 1.01001 | \$ 733.54 |
| 451 | Buy | 28.12.2010 22:20:00 | 1.00932 | 0.11 | 28.12.2010 23:55:00 | 1.01002 | \$ 675.58 |
| 450 | Buy | 28.12.2010 22:00:00 | 1.00958 | 0.11 | 28.12.2010 23:55:00 | 1.00998 | \$ 327.82 |
| 449 | Buy | 28.12.2010 21:45:00 | 1.01002 | 0.11 | 28.12.2010 23:55:00 | 1.00988 | \$ -298.14 |
| 451 | Sell | 28.12.2010 23:00:00 | 1.5385 | 0.4 | 29.12.2010 00:00:00 | 1.53652 | \$ 8216.73 |
| 299 | Sell | 28.12.2010 22:25:00 | 0.95252 | 0.34 | 29.12.2010 01:25:00 | 0.95133 | \$ 4464.66 |
| 298 | Sell | 28.12.2010 21:40:00 | 0.9523 | 0.34 | 29.12.2010 01:25:00 | 0.95136 | \$ 3485.53 |
| 439 | Sell | 29.12.2010 01:05:00 | 1.00195 | 0.2 | 29.12.2010 02:45:00 | 1.00065 | \$ 1830.73 |
| 438 | Sell | 28.12.2010 23:40:00 | 1.00128 | 0.2 | 29.12.2010 02:45:00 | 1.00066 | \$ 684.49 |
| 437 | Sell | 28.12.2010 23:30:00 | 1.00111 | 0.2 | 29.12.2010 02:45:00 | 1.00058 | \$ 540.65 |
| 436 | Sell | 28.12.2010 21:30:00 | 1.00024 | 0.2 | 29.12.2010 02:45:00 | 1.00062 | \$ -913.77 |
| 437 | Buy | 30.12.2010 02:30:00 | 107.764 | 0.52 | 30.12.2010 03:33:00 | 107.791 | \$ 843.69 |
| 452 | Sell | 30.12.2010 21:25:00 | 1.5423 | 0.4 | 30.12.2010 22:31:00 | 1.54204 | \$ 1096.4 |
| 456 | Sell | 30.12.2010 21:45:00 | 1.01623 | 0.11 | 31.12.2010 01:00:00 | 1.01662 | \$ -609.08 |
| 455 | Sell | 30.12.2010 21:35:00 | 1.01599 | 0.11 | 31.12.2010 01:00:00 | 1.01667 | \$ -945.36 |
| 454 | Sell | 30.12.2010 21:30:00 | 1.01573 | 0.11 | 31.12.2010 01:00:00 | 1.01651 | \$ -1061.32 |
| 453 | Sell | 30.12.2010 21:25:00 | 1.01529 | 0.11 | 31.12.2010 01:00:00 | 1.01661 | \$ -1687.49 |
| 438 | Buy | 30.12.2010 22:00:00 | 108.273 | 0.52 | 31.12.2010 02:00:00 | 108.386 | \$ 5077.47 |
| 455 | Sell | 31.12.2010 01:05:00 | 1.54329 | 0.4 | 31.12.2010 05:30:00 | 1.54341 | \$ -506.03 |
| 454 | Sell | 30.12.2010 23:35:00 | 1.5428 | 0.4 | 31.12.2010 05:30:00 | 1.5435 | \$ -3084.61 |
| 453 | Sell | 30.12.2010 23:05:00 | 1.5426 | 0.41 | 31.12.2010 05:30:00 | 1.5434 | \$ -3593.97 |
| 120 | Buy | 30.12.2010 23:35:00 | 0.86118 | 0.2 | 31.12.2010 07:40:00 | 0.86136 | \$ 136.85 |
| 119 | Buy | 30.12.2010 23:00:00 | 0.86138 | 0.2 | 31.12.2010 07:40:00 | 0.86142 | \$ -244.28 |
| 237 | Buy | 30.12.2010 22:00:00 | 81.491 | 0.3 | 31.12.2010 08:00:00 | 81.49 | \$ -453.02 |
| 439 | Buy | 03.01.2011 01:00:00 | 108.107 | 0.52 | 03.01.2011 01:56:00 | 108.362 | \$ 12697.8 |
| 422 | Buy | 03.01.2011 00:45:00 | 1.3346 | 0.47 | 03.01.2011 02:02:00 | 1.33493 | \$ 1634.36 |
| 423 | Buy | 03.01.2011 01:00:00 | 1.33429 | 0.47 | 03.01.2011 02:02:00 | 1.33487 | \$ 2872.52 |
| 424 | Buy | 03.01.2011 01:05:00 | 1.3338 | 0.46 | 03.01.2011 02:02:00 | 1.33495 | \$ 5574.34 |
| 458 | Buy | 03.01.2011 00:55:00 | 1.55447 | 0.39 | 03.01.2011 02:06:00 | 1.55605 | \$ 6493.21 |
| 459 | Buy | 03.01.2011 01:00:00 | 1.55343 | 0.39 | 03.01.2011 02:06:00 | 1.55618 | \$ 11301.47 |
| 121 | Sell | 03.01.2011 01:00:00 | 0.85858 | 0.2 | 03.01.2011 02:20:00 | 0.85621 | \$ 6211.57 |
| 457 | Buy | 03.01.2011 01:30:00 | 1.02046 | 0.11 | 03.01.2011 05:25:00 | 1.01921 | \$ -1584.86 |
| 457 | Buy | 03.01.2011 00:50:00 | 1.55647 | 0.4 | 03.01.2011 07:15:00 | 1.55491 | \$ -6575.4 |
| 456 | Buy | 03.01.2011 00:40:00 | 1.55672 | 0.4 | 03.01.2011 07:15:00 | 1.55494 | \$ -7502.7 |
| 425 | Buy | 03.01.2011 02:30:00 | 1.33257 | 0.47 | 03.01.2011 07:25:00 | 1.32998 | \$ -12827.3 |
| 421 | Buy | 03.01.2011 00:40:00 | 1.33489 | 0.48 | 03.01.2011 07:25:00 | 1.32982 | \$ -25644.06 |
| 300 | Sell | 03.01.2011 02:30:00 | 0.93544 | 0.35 | 03.01.2011 08:40:00 | 0.93477 | \$ 2697.8 |
| 443 | Sell | 03.01.2011 22:50:00 | 0.99331 | 0.2 | 04.01.2011 00:30:00 | 0.9928 | \$ 508.68 |
| 442 | Sell | 03.01.2011 22:40:00 | 0.99259 | 0.2 | 04.01.2011 00:30:00 | 0.99289 | \$ -785.91 |

| | | | | | | | |
|-----|------|---------------------|---------|------|---------------------|---------|-------------|
| 441 | Sell | 03.01.2011 22:30:00 | 0.99226 | 0.2 | 04.01.2011 00:30:00 | 0.99277 | \$ -1121.54 |
| 440 | Sell | 03.01.2011 21:30:00 | 0.99182 | 0.21 | 04.01.2011 00:30:00 | 0.99283 | \$ -2016.71 |
| 428 | Buy | 04.01.2011 01:05:00 | 1.33465 | 0.45 | 04.01.2011 02:05:00 | 1.33679 | \$ 10147.61 |
| 427 | Buy | 03.01.2011 23:00:00 | 1.33502 | 0.46 | 04.01.2011 02:05:00 | 1.33669 | \$ 7824.44 |
| 426 | Buy | 03.01.2011 22:55:00 | 1.33568 | 0.46 | 04.01.2011 02:05:00 | 1.33679 | \$ 5109.99 |
| 441 | Buy | 04.01.2011 01:35:00 | 109.022 | 0.52 | 04.01.2011 02:17:00 | 109.087 | \$ 2813.09 |
| 443 | Buy | 04.01.2011 02:30:00 | 108.95 | 0.51 | 04.01.2011 03:20:00 | 109.252 | \$ 14846.41 |
| 442 | Buy | 04.01.2011 02:25:00 | 109.004 | 0.52 | 04.01.2011 03:20:00 | 109.256 | \$ 12537.23 |
| 440 | Buy | 04.01.2011 01:30:00 | 109.077 | 0.52 | 04.01.2011 03:20:00 | 109.262 | \$ 9052.76 |
| 429 | Buy | 04.01.2011 02:30:00 | 1.33393 | 0.47 | 04.01.2011 04:25:00 | 1.33456 | \$ 3120.15 |
| 460 | Buy | 04.01.2011 22:05:00 | 1.55807 | 0.4 | 05.01.2011 00:20:00 | 1.55916 | \$ 4423.65 |
| 431 | Buy | 04.01.2011 22:35:00 | 1.32957 | 0.47 | 05.01.2011 00:50:00 | 1.33091 | \$ 6360.18 |
| 430 | Buy | 04.01.2011 22:30:00 | 1.32974 | 0.47 | 05.01.2011 00:50:00 | 1.33096 | \$ 5765.86 |
| 458 | Sell | 04.01.2011 21:30:00 | 1.00672 | 0.11 | 05.01.2011 01:10:00 | 1.00588 | \$ 817.21 |
| 445 | Sell | 05.01.2011 00:50:00 | 109.277 | 0.53 | 05.01.2011 02:15:00 | 109.184 | \$ 4349.81 |
| 444 | Sell | 05.01.2011 00:30:00 | 109.231 | 0.53 | 05.01.2011 02:15:00 | 109.177 | \$ 2283.1 |
| 433 | Sell | 05.01.2011 02:05:00 | 1.33207 | 0.47 | 05.01.2011 02:25:00 | 1.3291 | \$ 14715.99 |
| 432 | Sell | 05.01.2011 02:00:00 | 1.33188 | 0.47 | 05.01.2011 02:25:00 | 1.32928 | \$ 12882.69 |
| 462 | Sell | 05.01.2011 02:05:00 | 1.00721 | 0.11 | 05.01.2011 03:10:00 | 1.00437 | \$ 3157.36 |
| 461 | Sell | 05.01.2011 01:55:00 | 1.00676 | 0.11 | 05.01.2011 03:10:00 | 1.00437 | \$ 2635.55 |
| 460 | Sell | 05.01.2011 01:40:00 | 1.00641 | 0.11 | 05.01.2011 03:10:00 | 1.00436 | \$ 2241.29 |
| 459 | Sell | 05.01.2011 01:30:00 | 1.00622 | 0.11 | 05.01.2011 03:10:00 | 1.0042 | \$ 2206.5 |
| 447 | Buy | 05.01.2011 00:05:00 | 0.99837 | 0.2 | 05.01.2011 03:20:00 | 0.99925 | \$ 1158.7 |
| 446 | Buy | 04.01.2011 23:00:00 | 0.99845 | 0.2 | 05.01.2011 03:20:00 | 0.99907 | \$ 687.15 |
| 445 | Buy | 04.01.2011 21:35:00 | 0.99861 | 0.2 | 05.01.2011 03:20:00 | 0.99925 | \$ 719.1 |
| 444 | Buy | 04.01.2011 21:30:00 | 0.9988 | 0.2 | 05.01.2011 03:20:00 | 0.99916 | \$ 271.82 |
| 304 | Buy | 05.01.2011 02:00:00 | 0.94729 | 0.34 | 05.01.2011 05:20:00 | 0.94903 | \$ 6810.59 |
| 303 | Buy | 05.01.2011 01:55:00 | 0.94761 | 0.34 | 05.01.2011 05:20:00 | 0.94914 | \$ 5988.21 |
| 302 | Buy | 05.01.2011 01:00:00 | 0.94782 | 0.35 | 05.01.2011 05:20:00 | 0.94894 | \$ 4511.51 |
| 301 | Buy | 04.01.2011 23:30:00 | 0.94803 | 0.35 | 05.01.2011 05:20:00 | 0.94912 | \$ 4385.74 |
| 450 | Sell | 05.01.2011 23:45:00 | 0.9966 | 0.2 | 06.01.2011 00:00:00 | 0.99541 | \$ 1476.65 |
| 449 | Sell | 05.01.2011 23:05:00 | 0.99656 | 0.2 | 06.01.2011 00:00:00 | 0.99548 | \$ 1300.85 |
| 448 | Sell | 05.01.2011 22:00:00 | 0.9961 | 0.2 | 06.01.2011 00:00:00 | 0.99542 | \$ 661.54 |
| 464 | Sell | 05.01.2011 23:00:00 | 1.55113 | 0.4 | 06.01.2011 00:40:00 | 1.55023 | \$ 3396.93 |
| 463 | Sell | 05.01.2011 22:55:00 | 1.55066 | 0.4 | 06.01.2011 00:40:00 | 1.55032 | \$ 1035.46 |
| 462 | Sell | 05.01.2011 22:40:00 | 1.55058 | 0.4 | 06.01.2011 00:40:00 | 1.55017 | \$ 1330.63 |
| 461 | Sell | 05.01.2011 22:35:00 | 1.55037 | 0.41 | 06.01.2011 00:40:00 | 1.55034 | \$ -278.59 |
| 307 | Buy | 06.01.2011 00:20:00 | 0.96522 | 0.34 | 06.01.2011 01:10:00 | 0.96609 | \$ 3403.59 |
| 306 | Buy | 05.01.2011 23:00:00 | 0.96555 | 0.35 | 06.01.2011 01:10:00 | 0.9662 | \$ 2602.31 |
| 305 | Buy | 05.01.2011 22:55:00 | 0.96612 | 0.35 | 06.01.2011 01:10:00 | 0.96622 | \$ 385.12 |
| 446 | Buy | 06.01.2011 01:00:00 | 109.427 | 0.53 | 06.01.2011 02:05:00 | 109.527 | \$ 4720.02 |
| 240 | Buy | 06.01.2011 02:00:00 | 83.185 | 0.29 | 06.01.2011 02:55:00 | 83.346 | \$ 4310.83 |
| 239 | Buy | 06.01.2011 00:45:00 | 83.229 | 0.29 | 06.01.2011 02:55:00 | 83.34 | \$ 2860.83 |
| 238 | Buy | 06.01.2011 00:05:00 | 83.244 | 0.29 | 06.01.2011 02:55:00 | 83.339 | \$ 2396.83 |
| 434 | Sell | 06.01.2011 02:05:00 | 1.31605 | 0.48 | 06.01.2011 03:07:00 | 1.31537 | \$ 3441.01 |
| 435 | Sell | 06.01.2011 02:25:00 | 1.31648 | 0.48 | 06.01.2011 03:07:00 | 1.31545 | \$ 5212.11 |
| 436 | Sell | 06.01.2011 02:30:00 | 1.31668 | 0.47 | 06.01.2011 03:07:00 | 1.31539 | \$ 6391.8 |
| 465 | Sell | 06.01.2011 02:30:00 | 1.55261 | 0.41 | 06.01.2011 03:43:00 | 1.55138 | \$ 5316.49 |
| 463 | Sell | 06.01.2011 02:30:00 | 1.00102 | 0.11 | 06.01.2011 04:35:00 | 0.99754 | \$ 3899.5 |
| 447 | Sell | 06.01.2011 22:50:00 | 108.494 | 0.54 | 07.01.2011 00:05:00 | 108.302 | \$ 9661.75 |
| 466 | Sell | 07.01.2011 02:30:00 | 1.54716 | 0.41 | 07.01.2011 03:15:00 | 1.54383 | \$ 14393.41 |
| 437 | Sell | 07.01.2011 02:30:00 | 1.30115 | 0.49 | 07.01.2011 03:21:00 | 1.29974 | \$ 7283.68 |
| 448 | Sell | 07.01.2011 02:30:00 | 108.343 | 0.54 | 07.01.2011 06:00:00 | 108.304 | \$ 1520.97 |
| 308 | Sell | 10.01.2011 00:30:00 | 0.96888 | 0.35 | 10.01.2011 01:30:00 | 0.966 | \$ 11608.03 |
| 467 | Buy | 10.01.2011 00:00:00 | 1.5519 | 0.41 | 10.01.2011 01:54:00 | 1.55368 | \$ 7690.27 |
| 468 | Buy | 10.01.2011 00:05:00 | 1.55168 | 0.41 | 10.01.2011 01:54:00 | 1.55366 | \$ 8554.34 |
| 242 | Sell | 10.01.2011 00:05:00 | 83.244 | 0.29 | 10.01.2011 02:20:00 | 82.973 | \$ 7500.83 |
| 241 | Sell | 10.01.2011 00:00:00 | 83.188 | 0.3 | 10.01.2011 02:20:00 | 82.991 | \$ 5539.48 |
| 310 | Buy | 10.01.2011 01:40:00 | 0.96583 | 0.35 | 10.01.2011 02:30:00 | 0.96637 | \$ 2173.39 |
| 464 | Buy | 10.01.2011 00:30:00 | 0.9936 | 0.11 | 10.01.2011 02:35:00 | 0.99668 | \$ 3434.48 |

| | | | | | | | |
|-----|------|---------------------|---------|------|---------------------|---------|--------------|
| 309 | Buy | 10.01.2011 01:35:00 | 0.96614 | 0.35 | 10.01.2011 07:55:00 | 0.96509 | \$ -4236.33 |
| 469 | Sell | 10.01.2011 21:30:00 | 1.55913 | 0.42 | 10.01.2011 23:20:00 | 1.55677 | \$ 10449.52 |
| 313 | Buy | 11.01.2011 01:55:00 | 0.96594 | 0.35 | 11.01.2011 02:55:00 | 0.96842 | \$ 9994.04 |
| 312 | Buy | 11.01.2011 01:30:00 | 0.96659 | 0.35 | 11.01.2011 02:55:00 | 0.96852 | \$ 7776.84 |
| 311 | Buy | 10.01.2011 22:30:00 | 0.96734 | 0.35 | 11.01.2011 02:55:00 | 0.96852 | \$ 4748.55 |
| 243 | Sell | 11.01.2011 02:30:00 | 82.836 | 0.3 | 11.01.2011 07:00:00 | 83.017 | \$ -5800.52 |
| 317 | Buy | 11.01.2011 23:00:00 | 0.97322 | 0.35 | 12.01.2011 00:25:00 | 0.97377 | \$ 2208.86 |
| 316 | Buy | 11.01.2011 21:55:00 | 0.97347 | 0.35 | 12.01.2011 00:25:00 | 0.97372 | \$ 999.47 |
| 315 | Buy | 11.01.2011 21:45:00 | 0.97369 | 0.36 | 12.01.2011 00:25:00 | 0.97373 | \$ 157.27 |
| 314 | Buy | 11.01.2011 21:30:00 | 0.97418 | 0.36 | 12.01.2011 00:25:00 | 0.97385 | \$ -1376.9 |
| 470 | Buy | 12.01.2011 00:00:00 | 1.55974 | 0.42 | 12.01.2011 02:10:00 | 1.56136 | \$ 7169.71 |
| 474 | Buy | 13.01.2011 01:00:00 | 1.57458 | 0.41 | 13.01.2011 01:51:00 | 1.57474 | \$ 691.26 |
| 439 | Buy | 13.01.2011 02:15:00 | 1.31167 | 0.49 | 13.01.2011 03:05:00 | 1.31223 | \$ 2891.49 |
| 438 | Buy | 13.01.2011 02:05:00 | 1.31242 | 0.49 | 13.01.2011 07:40:00 | 1.31107 | \$ -6970.56 |
| 475 | Buy | 13.01.2011 01:55:00 | 1.57463 | 0.41 | 13.01.2011 09:10:00 | 1.57591 | \$ 5530.08 |
| 473 | Buy | 13.01.2011 00:55:00 | 1.57526 | 0.41 | 13.01.2011 09:10:00 | 1.57594 | \$ 2937.86 |
| 472 | Buy | 13.01.2011 00:05:00 | 1.57557 | 0.42 | 13.01.2011 09:10:00 | 1.57596 | \$ 1726.04 |
| 471 | Buy | 12.01.2011 23:35:00 | 1.57587 | 0.42 | 13.01.2011 09:10:00 | 1.57598 | \$ -50.86 |
| 477 | Buy | 13.01.2011 21:50:00 | 1.58293 | 0.42 | 13.01.2011 22:26:00 | 1.58339 | \$ 2035.84 |
| 449 | Buy | 13.01.2011 22:00:00 | 110.407 | 0.53 | 13.01.2011 23:25:00 | 110.64 | \$ 11763.85 |
| 480 | Buy | 13.01.2011 22:45:00 | 1.58247 | 0.41 | 13.01.2011 23:28:00 | 1.58274 | \$ 1166.5 |
| 468 | Buy | 13.01.2011 21:50:00 | 0.9969 | 0.11 | 14.01.2011 00:10:00 | 0.99867 | \$ 1891.47 |
| 467 | Buy | 13.01.2011 21:45:00 | 0.99761 | 0.11 | 14.01.2011 00:10:00 | 0.99882 | \$ 1242.31 |
| 466 | Buy | 13.01.2011 21:40:00 | 0.9979 | 0.11 | 14.01.2011 00:10:00 | 0.99877 | \$ 848.18 |
| 465 | Buy | 13.01.2011 21:35:00 | 0.99817 | 0.11 | 14.01.2011 00:10:00 | 0.9987 | \$ 454.06 |
| 440 | Buy | 13.01.2011 21:50:00 | 1.3349 | 0.48 | 14.01.2011 00:39:00 | 1.33528 | \$ 1639.82 |
| 441 | Buy | 13.01.2011 22:40:00 | 1.33438 | 0.48 | 14.01.2011 00:39:00 | 1.33537 | \$ 4725.2 |
| 479 | Buy | 13.01.2011 22:40:00 | 1.58279 | 0.42 | 14.01.2011 00:42:00 | 1.58298 | \$ 661.67 |
| 320 | Sell | 13.01.2011 23:00:00 | 0.96482 | 0.36 | 14.01.2011 00:52:00 | 0.96445 | \$ 1326.77 |
| 478 | Buy | 13.01.2011 22:35:00 | 1.58324 | 0.42 | 14.01.2011 02:55:00 | 1.58448 | \$ 5308.7 |
| 476 | Buy | 13.01.2011 21:25:00 | 1.58342 | 0.42 | 14.01.2011 02:55:00 | 1.58444 | \$ 4335.03 |
| 319 | Sell | 13.01.2011 22:40:00 | 0.96458 | 0.36 | 14.01.2011 05:15:00 | 0.96453 | \$ -0.26 |
| 318 | Sell | 13.01.2011 22:35:00 | 0.96418 | 0.36 | 14.01.2011 05:15:00 | 0.96443 | \$ -1244.36 |
| 124 | Buy | 14.01.2011 02:30:00 | 0.84236 | 0.19 | 14.01.2011 05:35:00 | 0.84239 | \$ -157.08 |
| 123 | Buy | 14.01.2011 02:00:00 | 0.84269 | 0.19 | 14.01.2011 05:35:00 | 0.8424 | \$ -984.67 |
| 122 | Buy | 14.01.2011 01:30:00 | 0.84285 | 0.2 | 14.01.2011 05:35:00 | 0.84236 | \$ -1580.97 |
| 444 | Buy | 14.01.2011 00:55:00 | 1.33457 | 0.48 | 14.01.2011 06:55:00 | 1.33437 | \$ -1011.6 |
| 443 | Buy | 14.01.2011 00:50:00 | 1.33478 | 0.48 | 14.01.2011 06:55:00 | 1.33439 | \$ -1972.62 |
| 442 | Buy | 14.01.2011 00:45:00 | 1.33496 | 0.48 | 14.01.2011 06:55:00 | 1.33435 | \$ -3085.38 |
| 453 | Buy | 14.01.2011 01:30:00 | 110.462 | 0.52 | 14.01.2011 08:50:00 | 110.199 | \$ -14250.39 |
| 452 | Buy | 14.01.2011 00:55:00 | 110.483 | 0.53 | 14.01.2011 08:50:00 | 110.204 | \$ -15372.53 |
| 451 | Buy | 14.01.2011 00:50:00 | 110.502 | 0.53 | 14.01.2011 08:50:00 | 110.203 | \$ -16432.61 |
| 450 | Buy | 14.01.2011 00:45:00 | 110.548 | 0.54 | 14.01.2011 08:50:00 | 110.209 | \$ -18902.95 |
| 125 | Sell | 17.01.2011 00:00:00 | 0.84344 | 0.19 | 17.01.2011 00:35:00 | 0.84161 | \$ 4503.0 |
| 244 | Buy | 17.01.2011 00:00:00 | 82.769 | 0.3 | 17.01.2011 01:20:00 | 82.934 | \$ 4579.48 |
| 470 | Sell | 17.01.2011 01:35:00 | 0.99124 | 0.11 | 17.01.2011 02:10:00 | 0.98976 | \$ 1580.33 |
| 469 | Sell | 17.01.2011 01:30:00 | 0.99078 | 0.11 | 17.01.2011 02:10:00 | 0.98973 | \$ 1081.71 |
| 445 | Buy | 17.01.2011 02:30:00 | 1.3358 | 0.48 | 17.01.2011 12:35:00 | 1.32748 | \$ -42082.56 |
| 471 | Buy | 18.01.2011 02:30:00 | 0.99142 | 0.11 | 18.01.2011 05:20:00 | 0.99249 | \$ 1104.48 |
| 446 | Buy | 18.01.2011 21:30:00 | 1.33645 | 0.47 | 18.01.2011 22:00:00 | 1.33867 | \$ 10994.83 |
| 482 | Buy | 18.01.2011 21:45:00 | 1.59542 | 0.42 | 18.01.2011 22:00:00 | 1.59735 | \$ 8541.69 |
| 481 | Buy | 18.01.2011 21:25:00 | 1.596 | 0.43 | 18.01.2011 22:00:00 | 1.59738 | \$ 6252.95 |
| 454 | Buy | 18.01.2011 21:30:00 | 110.493 | 0.52 | 18.01.2011 23:20:00 | 110.503 | \$ -54.51 |
| 455 | Buy | 18.01.2011 21:45:00 | 110.459 | 0.51 | 18.01.2011 23:20:00 | 110.51 | \$ 2037.65 |
| 483 | Buy | 18.01.2011 23:00:00 | 1.5946 | 0.43 | 19.01.2011 00:27:00 | 1.59511 | \$ 2127.37 |
| 451 | Buy | 19.01.2011 00:00:00 | 0.99121 | 0.2 | 19.01.2011 02:21:00 | 0.9913 | \$ -103.24 |
| 452 | Buy | 19.01.2011 00:05:00 | 0.99099 | 0.2 | 19.01.2011 02:21:00 | 0.99146 | \$ 503.76 |
| 474 | Buy | 19.01.2011 01:50:00 | 0.9967 | 0.11 | 19.01.2011 03:05:00 | 0.99925 | \$ 2820.11 |
| 473 | Buy | 19.01.2011 01:35:00 | 0.99686 | 0.11 | 19.01.2011 03:05:00 | 0.99921 | \$ 2588.26 |
| 472 | Buy | 19.01.2011 01:30:00 | 0.99696 | 0.11 | 19.01.2011 03:05:00 | 0.99919 | \$ 2449.16 |

| | | | | | | | |
|-----|------|---------------------|---------|------|---------------------|---------|--------------|
| 453 | Buy | 19.01.2011 02:30:00 | 0.99126 | 0.2 | 19.01.2011 06:30:00 | 0.99082 | \$ -949.86 |
| 246 | Sell | 19.01.2011 22:10:00 | 82.07 | 0.3 | 19.01.2011 23:35:00 | 82.017 | \$ 1219.48 |
| 245 | Sell | 19.01.2011 22:00:00 | 82.055 | 0.3 | 19.01.2011 23:35:00 | 82.007 | \$ 1069.48 |
| 477 | Buy | 19.01.2011 22:15:00 | 0.99897 | 0.11 | 20.01.2011 00:09:00 | 0.99981 | \$ 764.49 |
| 478 | Buy | 19.01.2011 22:35:00 | 0.99881 | 0.11 | 20.01.2011 00:09:00 | 0.99973 | \$ 857.23 |
| 448 | Buy | 19.01.2011 21:55:00 | 1.34596 | 0.47 | 20.01.2011 00:19:00 | 1.34629 | \$ 805.33 |
| 127 | Buy | 19.01.2011 22:10:00 | 0.84168 | 0.19 | 20.01.2011 00:45:00 | 0.84249 | \$ 1557.62 |
| 126 | Buy | 19.01.2011 22:00:00 | 0.84192 | 0.2 | 20.01.2011 00:45:00 | 0.84236 | \$ 632.32 |
| 450 | Buy | 20.01.2011 02:30:00 | 1.3441 | 0.46 | 20.01.2011 04:10:00 | 1.34575 | \$ 7997.96 |
| 449 | Buy | 20.01.2011 01:00:00 | 1.34554 | 0.47 | 20.01.2011 04:10:00 | 1.3458 | \$ 1287.69 |
| 447 | Buy | 19.01.2011 21:30:00 | 1.34757 | 0.47 | 20.01.2011 04:10:00 | 1.34578 | \$ -9694.23 |
| 480 | Buy | 20.01.2011 00:35:00 | 0.99775 | 0.11 | 20.01.2011 04:10:00 | 0.99781 | \$ -66.31 |
| 479 | Buy | 20.01.2011 00:30:00 | 0.99807 | 0.11 | 20.01.2011 04:10:00 | 0.99799 | \$ -228.6 |
| 476 | Buy | 19.01.2011 22:10:00 | 0.99967 | 0.11 | 20.01.2011 04:10:00 | 0.99784 | \$ -2330.58 |
| 475 | Buy | 19.01.2011 22:00:00 | 0.99975 | 0.11 | 20.01.2011 04:10:00 | 0.99792 | \$ -2330.58 |
| 321 | Sell | 20.01.2011 01:00:00 | 0.95591 | 0.36 | 20.01.2011 06:05:00 | 0.95657 | \$ -2740.6 |
| 455 | Buy | 20.01.2011 21:35:00 | 0.99662 | 0.2 | 20.01.2011 22:58:00 | 0.99695 | \$ 280.13 |
| 456 | Buy | 20.01.2011 21:45:00 | 0.99611 | 0.2 | 20.01.2011 22:58:00 | 0.99705 | \$ 1254.55 |
| 486 | Sell | 20.01.2011 21:45:00 | 1.59174 | 0.42 | 20.01.2011 23:00:00 | 1.58952 | \$ 9829.64 |
| 485 | Sell | 20.01.2011 21:35:00 | 1.59087 | 0.43 | 20.01.2011 23:00:00 | 1.58957 | \$ 5893.14 |
| 484 | Sell | 20.01.2011 21:30:00 | 1.59039 | 0.43 | 20.01.2011 23:00:00 | 1.58947 | \$ 4170.53 |
| 481 | Sell | 20.01.2011 21:25:00 | 0.98859 | 0.11 | 20.01.2011 23:02:00 | 0.98815 | \$ 374.36 |
| 482 | Sell | 20.01.2011 21:35:00 | 0.98901 | 0.11 | 20.01.2011 23:02:00 | 0.98814 | \$ 872.98 |
| 483 | Sell | 20.01.2011 21:45:00 | 0.9893 | 0.11 | 20.01.2011 23:02:00 | 0.98822 | \$ 1116.49 |
| 249 | Buy | 21.01.2011 01:40:00 | 82.914 | 0.3 | 21.01.2011 02:10:00 | 82.988 | \$ 1849.48 |
| 248 | Buy | 21.01.2011 01:35:00 | 82.941 | 0.3 | 21.01.2011 02:10:00 | 82.985 | \$ 949.48 |
| 247 | Buy | 21.01.2011 01:30:00 | 82.945 | 0.3 | 21.01.2011 02:10:00 | 82.984 | \$ 799.48 |
| 322 | Buy | 21.01.2011 00:35:00 | 0.96685 | 0.36 | 21.01.2011 02:10:00 | 0.96809 | \$ 5137.99 |
| 459 | Buy | 21.01.2011 02:05:00 | 111.662 | 0.5 | 21.01.2011 02:55:00 | 111.829 | \$ 7791.72 |
| 458 | Buy | 21.01.2011 01:20:00 | 111.698 | 0.5 | 21.01.2011 02:55:00 | 111.835 | \$ 6291.47 |
| 457 | Buy | 21.01.2011 00:55:00 | 111.727 | 0.51 | 21.01.2011 02:55:00 | 111.847 | \$ 5550.19 |
| 456 | Buy | 21.01.2011 00:40:00 | 111.751 | 0.51 | 21.01.2011 02:55:00 | 111.835 | \$ 3714.12 |
| 457 | Buy | 20.01.2011 23:10:00 | 0.99686 | 0.2 | 21.01.2011 06:45:00 | 0.99665 | \$ -638.69 |
| 454 | Buy | 20.01.2011 21:25:00 | 0.99689 | 0.2 | 21.01.2011 06:45:00 | 0.99647 | \$ -974.15 |
| 451 | Buy | 24.01.2011 01:00:00 | 1.3606 | 0.47 | 24.01.2011 02:04:00 | 1.36086 | \$ 1287.68 |
| 452 | Buy | 24.01.2011 01:05:00 | 1.3603 | 0.46 | 24.01.2011 02:04:00 | 1.36078 | \$ 2326.68 |
| 323 | Sell | 24.01.2011 02:30:00 | 0.95935 | 0.36 | 24.01.2011 04:05:00 | 0.95875 | \$ 2484.59 |
| 490 | Buy | 24.01.2011 01:20:00 | 1.59913 | 0.42 | 24.01.2011 07:30:00 | 1.59707 | \$ -9117.05 |
| 489 | Buy | 24.01.2011 01:15:00 | 1.59925 | 0.43 | 24.01.2011 07:30:00 | 1.59717 | \$ -9424.74 |
| 488 | Buy | 24.01.2011 00:05:00 | 1.59947 | 0.43 | 24.01.2011 07:30:00 | 1.59719 | \$ -10330.96 |
| 487 | Buy | 24.01.2011 00:00:00 | 1.60038 | 0.44 | 24.01.2011 07:30:00 | 1.59721 | \$ -14697.7 |
| 453 | Buy | 24.01.2011 21:30:00 | 1.36286 | 0.47 | 24.01.2011 22:40:00 | 1.36434 | \$ 7329.88 |
| 485 | Buy | 24.01.2011 22:25:00 | 0.99745 | 0.11 | 24.01.2011 23:21:00 | 0.99783 | \$ 304.64 |
| 488 | Buy | 24.01.2011 23:50:00 | 0.99719 | 0.11 | 25.01.2011 02:10:00 | 0.99808 | \$ 871.37 |
| 487 | Buy | 24.01.2011 23:40:00 | 0.99732 | 0.11 | 25.01.2011 02:10:00 | 0.99811 | \$ 755.45 |
| 486 | Buy | 24.01.2011 23:35:00 | 0.99741 | 0.11 | 25.01.2011 02:10:00 | 0.9981 | \$ 639.53 |
| 484 | Buy | 24.01.2011 22:00:00 | 0.99798 | 0.11 | 25.01.2011 02:10:00 | 0.99809 | \$ -32.81 |
| 326 | Sell | 25.01.2011 02:20:00 | 0.94986 | 0.36 | 25.01.2011 03:25:00 | 0.94877 | \$ 4516.6 |
| 325 | Sell | 25.01.2011 02:15:00 | 0.9495 | 0.36 | 25.01.2011 03:25:00 | 0.94889 | \$ 2526.05 |
| 324 | Sell | 25.01.2011 01:55:00 | 0.94943 | 0.36 | 25.01.2011 03:25:00 | 0.94881 | \$ 2567.52 |
| 491 | Buy | 25.01.2011 01:00:00 | 1.59799 | 0.42 | 25.01.2011 03:35:00 | 1.5993 | \$ 5797.74 |
| 489 | Buy | 25.01.2011 02:30:00 | 0.99655 | 0.11 | 25.01.2011 06:55:00 | 0.99561 | \$ -1225.51 |
| 490 | Sell | 25.01.2011 22:30:00 | 0.99711 | 0.11 | 25.01.2011 22:46:00 | 0.99683 | \$ 188.82 |
| 492 | Sell | 25.01.2011 22:30:00 | 1.58268 | 0.43 | 25.01.2011 23:04:00 | 1.58236 | \$ 1450.62 |
| 457 | Sell | 25.01.2011 22:30:00 | 1.37029 | 0.45 | 25.01.2011 23:05:00 | 1.36863 | \$ 7875.1 |
| 493 | Sell | 25.01.2011 23:35:00 | 1.58308 | 0.43 | 26.01.2011 00:28:00 | 1.58221 | \$ 3801.15 |
| 463 | Sell | 25.01.2011 22:30:00 | 112.531 | 0.5 | 26.01.2011 01:01:00 | 112.514 | \$ 175.78 |
| 461 | Buy | 25.01.2011 23:40:00 | 0.99546 | 0.2 | 26.01.2011 01:55:00 | 0.99727 | \$ 2588.06 |
| 460 | Buy | 25.01.2011 23:35:00 | 0.99592 | 0.2 | 26.01.2011 01:55:00 | 0.99709 | \$ 1565.72 |
| 459 | Buy | 25.01.2011 23:10:00 | 0.99648 | 0.2 | 26.01.2011 01:55:00 | 0.99709 | \$ 671.18 |

| | | | | | | | |
|-----|------|---------------------|---------|------|---------------------|---------|-------------|
| 458 | Buy | 25.01.2011 22:30:00 | 0.99718 | 0.2 | 26.01.2011 01:55:00 | 0.99713 | \$ -383.11 |
| 493 | Sell | 25.01.2011 23:10:00 | 0.99777 | 0.11 | 26.01.2011 01:55:00 | 0.99535 | \$ 2649.36 |
| 492 | Sell | 25.01.2011 23:05:00 | 0.99675 | 0.11 | 26.01.2011 01:55:00 | 0.99531 | \$ 1512.96 |
| 491 | Sell | 25.01.2011 22:50:00 | 0.99643 | 0.11 | 26.01.2011 01:55:00 | 0.9954 | \$ 1037.53 |
| 458 | Sell | 25.01.2011 23:40:00 | 1.36984 | 0.45 | 26.01.2011 02:01:00 | 1.3688 | \$ 4896.81 |
| 456 | Sell | 25.01.2011 22:25:00 | 1.36842 | 0.46 | 26.01.2011 02:15:00 | 1.36775 | \$ 3211.33 |
| 455 | Sell | 25.01.2011 21:55:00 | 1.36757 | 0.46 | 26.01.2011 02:15:00 | 1.36775 | \$ -910.71 |
| 454 | Sell | 25.01.2011 21:45:00 | 1.36675 | 0.47 | 26.01.2011 02:15:00 | 1.36772 | \$ -4844.86 |
| 462 | Sell | 25.01.2011 22:25:00 | 112.431 | 0.51 | 26.01.2011 02:20:00 | 112.402 | \$ 791.83 |
| 461 | Sell | 25.01.2011 22:05:00 | 112.409 | 0.51 | 26.01.2011 02:20:00 | 112.409 | \$ -687.0 |
| 460 | Sell | 25.01.2011 22:00:00 | 112.343 | 0.52 | 26.01.2011 02:20:00 | 112.409 | \$ -4132.2 |
| 459 | Buy | 26.01.2011 02:30:00 | 1.36665 | 0.47 | 26.01.2011 03:55:00 | 1.36922 | \$ 12728.24 |
| 460 | Sell | 26.01.2011 22:35:00 | 1.3704 | 0.47 | 26.01.2011 23:21:00 | 1.37005 | \$ 1734.21 |
| 496 | Sell | 27.01.2011 00:00:00 | 0.99918 | 0.11 | 27.01.2011 01:00:00 | 0.99784 | \$ 1417.99 |
| 495 | Sell | 26.01.2011 23:50:00 | 0.99879 | 0.11 | 27.01.2011 01:00:00 | 0.99771 | \$ 1053.55 |
| 494 | Sell | 26.01.2011 22:35:00 | 0.99844 | 0.11 | 27.01.2011 01:00:00 | 0.99786 | \$ 473.76 |
| 462 | Sell | 26.01.2011 23:40:00 | 1.37093 | 0.47 | 27.01.2011 01:49:00 | 1.37018 | \$ 3600.27 |
| 463 | Sell | 27.01.2011 00:00:00 | 1.37124 | 0.47 | 27.01.2011 01:49:00 | 1.37016 | \$ 5351.27 |
| 497 | Sell | 27.01.2011 02:00:00 | 0.99947 | 0.11 | 27.01.2011 02:19:00 | 0.99915 | \$ 235.21 |
| 327 | Buy | 27.01.2011 00:00:00 | 0.94127 | 0.37 | 27.01.2011 02:32:00 | 0.9422 | \$ 3959.61 |
| 461 | Sell | 26.01.2011 23:35:00 | 1.37034 | 0.48 | 27.01.2011 03:35:00 | 1.36995 | \$ 1855.17 |
| 253 | Buy | 26.01.2011 23:35:00 | 82.227 | 0.3 | 27.01.2011 07:40:00 | 82.174 | \$ -2118.02 |
| 252 | Buy | 26.01.2011 23:30:00 | 82.243 | 0.3 | 27.01.2011 07:40:00 | 82.177 | \$ -2508.02 |
| 251 | Buy | 26.01.2011 23:20:00 | 82.259 | 0.3 | 27.01.2011 07:40:00 | 82.183 | \$ -2808.02 |
| 250 | Buy | 26.01.2011 23:10:00 | 82.283 | 0.31 | 27.01.2011 07:40:00 | 82.176 | \$ -3862.62 |
| 254 | Buy | 27.01.2011 21:25:00 | 82.799 | 0.3 | 27.01.2011 22:40:00 | 82.855 | \$ 1309.48 |
| 464 | Sell | 28.01.2011 02:30:00 | 0.99575 | 0.2 | 28.01.2011 06:00:00 | 0.99583 | \$ -374.87 |
| 463 | Sell | 28.01.2011 01:10:00 | 0.99533 | 0.2 | 28.01.2011 06:00:00 | 0.99592 | \$ -1189.98 |
| 462 | Sell | 28.01.2011 01:00:00 | 0.99499 | 0.2 | 28.01.2011 06:00:00 | 0.99591 | \$ -1717.41 |
| 501 | Buy | 31.01.2011 01:00:00 | 0.98903 | 0.11 | 31.01.2011 03:25:00 | 0.99033 | \$ 1371.11 |
| 500 | Buy | 31.01.2011 00:55:00 | 0.98915 | 0.11 | 31.01.2011 03:25:00 | 0.9902 | \$ 1081.3 |
| 499 | Buy | 31.01.2011 00:40:00 | 0.98982 | 0.11 | 31.01.2011 03:25:00 | 0.99025 | \$ 362.6 |
| 498 | Buy | 31.01.2011 00:30:00 | 0.99017 | 0.11 | 31.01.2011 03:25:00 | 0.9902 | \$ -101.08 |
| 494 | Buy | 31.01.2011 21:30:00 | 1.60114 | 0.43 | 31.01.2011 22:09:00 | 1.6016 | \$ 2084.32 |
| 495 | Buy | 31.01.2011 21:40:00 | 1.60066 | 0.42 | 31.01.2011 22:09:00 | 1.60151 | \$ 3761.88 |
| 496 | Buy | 31.01.2011 21:50:00 | 1.60055 | 0.42 | 31.01.2011 22:09:00 | 1.60156 | \$ 4470.01 |
| 328 | Sell | 31.01.2011 21:30:00 | 0.94453 | 0.37 | 31.01.2011 22:10:00 | 0.94439 | \$ 593.0 |
| 329 | Sell | 31.01.2011 21:55:00 | 0.94477 | 0.37 | 31.01.2011 22:10:00 | 0.9443 | \$ 1999.51 |
| 497 | Buy | 01.02.2011 00:05:00 | 1.601 | 0.43 | 01.02.2011 01:55:00 | 1.60221 | \$ 5482.66 |
| 330 | Buy | 01.02.2011 02:30:00 | 0.94236 | 0.37 | 01.02.2011 04:10:00 | 0.94332 | \$ 4087.46 |
| 465 | Buy | 01.02.2011 02:30:00 | 0.99866 | 0.2 | 01.02.2011 05:40:00 | 0.99915 | \$ 535.72 |
| 505 | Buy | 02.02.2011 00:05:00 | 1.01047 | 0.11 | 02.02.2011 02:00:00 | 1.01097 | \$ 443.75 |
| 504 | Buy | 02.02.2011 00:00:00 | 1.01098 | 0.11 | 02.02.2011 02:00:00 | 1.01114 | \$ 49.61 |
| 503 | Buy | 01.02.2011 21:55:00 | 1.0116 | 0.11 | 02.02.2011 02:00:00 | 1.01104 | \$ -809.47 |
| 502 | Buy | 01.02.2011 21:35:00 | 1.01189 | 0.11 | 02.02.2011 02:00:00 | 1.01113 | \$ -1041.31 |
| 465 | Buy | 02.02.2011 00:45:00 | 1.38207 | 0.48 | 02.02.2011 02:15:00 | 1.38328 | \$ 6120.18 |
| 464 | Buy | 02.02.2011 00:30:00 | 1.38231 | 0.48 | 02.02.2011 02:15:00 | 1.38327 | \$ 4855.68 |
| 499 | Buy | 02.02.2011 00:45:00 | 1.61314 | 0.43 | 02.02.2011 02:20:00 | 1.61355 | \$ 1857.76 |
| 498 | Buy | 02.02.2011 00:30:00 | 1.61343 | 0.43 | 02.02.2011 02:20:00 | 1.61355 | \$ 543.73 |
| 255 | Buy | 02.02.2011 23:00:00 | 81.537 | 0.31 | 03.02.2011 00:40:00 | 81.562 | \$ 229.38 |
| 333 | Buy | 02.02.2011 22:55:00 | 0.93987 | 0.37 | 03.02.2011 03:00:00 | 0.94073 | \$ 3645.95 |
| 332 | Buy | 02.02.2011 22:45:00 | 0.94033 | 0.37 | 03.02.2011 03:00:00 | 0.94079 | \$ 1941.31 |
| 331 | Buy | 02.02.2011 22:30:00 | 0.94055 | 0.37 | 03.02.2011 03:00:00 | 0.9407 | \$ 620.2 |
| 469 | Sell | 02.02.2011 23:00:00 | 1.38097 | 0.47 | 03.02.2011 03:05:00 | 1.38046 | \$ 2411.09 |
| 468 | Sell | 02.02.2011 22:15:00 | 1.38071 | 0.47 | 03.02.2011 03:05:00 | 1.38038 | \$ 1519.23 |
| 467 | Sell | 02.02.2011 22:05:00 | 1.38034 | 0.48 | 03.02.2011 03:05:00 | 1.38029 | \$ 134.66 |
| 466 | Sell | 02.02.2011 22:00:00 | 1.37986 | 0.48 | 03.02.2011 03:05:00 | 1.38032 | \$ -2446.09 |
| 509 | Sell | 03.02.2011 01:35:00 | 1.01049 | 0.11 | 03.02.2011 05:55:00 | 1.01046 | \$ -101.07 |
| 508 | Sell | 03.02.2011 00:00:00 | 1.01008 | 0.11 | 03.02.2011 05:55:00 | 1.01042 | \$ -530.12 |
| 507 | Sell | 02.02.2011 22:25:00 | 1.00876 | 0.11 | 03.02.2011 05:55:00 | 1.01051 | \$ -2228.08 |

| | | | | | | | |
|-----|------|---------------------|---------|------|---------------------|---------|--------------|
| 506 | Sell | 02.02.2011 22:00:00 | 1.00841 | 0.11 | 03.02.2011 05:55:00 | 1.01052 | \$ -2645.53 |
| 465 | Sell | 03.02.2011 22:05:00 | 111.337 | 0.51 | 04.02.2011 00:02:00 | 111.31 | \$ 695.41 |
| 470 | Sell | 03.02.2011 22:05:00 | 1.36413 | 0.49 | 04.02.2011 00:25:00 | 1.36263 | \$ 7708.32 |
| 464 | Sell | 03.02.2011 22:00:00 | 111.31 | 0.52 | 04.02.2011 01:05:00 | 111.216 | \$ 4193.16 |
| 466 | Sell | 04.02.2011 01:30:00 | 111.298 | 0.52 | 04.02.2011 03:00:00 | 111.18 | \$ 5557.26 |
| 500 | Sell | 04.02.2011 02:30:00 | 1.61427 | 0.43 | 04.02.2011 04:55:00 | 1.61314 | \$ 5122.51 |
| 501 | Sell | 07.02.2011 00:00:00 | 1.60973 | 0.43 | 07.02.2011 00:25:00 | 1.60915 | \$ 2629.25 |
| 467 | Buy | 07.02.2011 00:00:00 | 111.394 | 0.52 | 07.02.2011 01:16:00 | 111.582 | \$ 9196.71 |
| 336 | Buy | 07.02.2011 02:20:00 | 0.95397 | 0.37 | 07.02.2011 07:25:00 | 0.95386 | \$ -472.48 |
| 335 | Buy | 07.02.2011 02:05:00 | 0.95428 | 0.37 | 07.02.2011 07:25:00 | 0.95384 | \$ -1878.81 |
| 334 | Buy | 07.02.2011 02:00:00 | 0.95458 | 0.37 | 07.02.2011 07:25:00 | 0.95378 | \$ -3413.0 |
| 128 | Sell | 07.02.2011 21:30:00 | 0.84265 | 0.19 | 08.02.2011 00:00:00 | 0.84312 | \$ -1479.88 |
| 468 | Sell | 07.02.2011 21:35:00 | 111.854 | 0.52 | 08.02.2011 00:10:00 | 111.792 | \$ 2526.43 |
| 474 | Sell | 07.02.2011 21:50:00 | 1.35868 | 0.48 | 08.02.2011 00:25:00 | 1.35788 | \$ 4008.79 |
| 473 | Sell | 07.02.2011 21:45:00 | 1.35854 | 0.48 | 08.02.2011 00:25:00 | 1.35784 | \$ 3502.77 |
| 472 | Sell | 07.02.2011 21:35:00 | 1.35848 | 0.48 | 08.02.2011 00:25:00 | 1.35793 | \$ 2743.72 |
| 471 | Sell | 07.02.2011 21:25:00 | 1.35806 | 0.49 | 08.02.2011 00:25:00 | 1.35777 | \$ 1457.79 |
| 337 | Buy | 07.02.2011 22:05:00 | 0.95444 | 0.37 | 08.02.2011 00:30:00 | 0.95578 | \$ 5701.77 |
| 475 | Buy | 08.02.2011 21:25:00 | 1.36388 | 0.49 | 08.02.2011 21:44:00 | 1.36409 | \$ 1084.3 |
| 477 | Buy | 08.02.2011 21:55:00 | 1.36237 | 0.49 | 08.02.2011 23:35:00 | 1.3626 | \$ 1187.58 |
| 259 | Sell | 08.02.2011 21:55:00 | 82.359 | 0.3 | 09.02.2011 00:05:00 | 82.297 | \$ 1364.98 |
| 258 | Sell | 08.02.2011 21:50:00 | 82.334 | 0.3 | 09.02.2011 00:05:00 | 82.294 | \$ 704.98 |
| 257 | Sell | 08.02.2011 21:45:00 | 82.257 | 0.3 | 09.02.2011 00:05:00 | 82.307 | \$ -1995.02 |
| 256 | Sell | 08.02.2011 21:25:00 | 82.219 | 0.3 | 09.02.2011 00:05:00 | 82.314 | \$ -3345.02 |
| 479 | Buy | 08.02.2011 23:55:00 | 1.36228 | 0.48 | 09.02.2011 02:50:00 | 1.36306 | \$ 3663.02 |
| 478 | Buy | 08.02.2011 23:40:00 | 1.36256 | 0.49 | 09.02.2011 02:50:00 | 1.36295 | \$ 1725.62 |
| 476 | Buy | 08.02.2011 21:50:00 | 1.36345 | 0.49 | 09.02.2011 02:50:00 | 1.36294 | \$ -2921.42 |
| 510 | Sell | 10.02.2011 00:00:00 | 1.01216 | 0.11 | 10.02.2011 01:05:00 | 1.01091 | \$ 1313.63 |
| 480 | Buy | 10.02.2011 01:00:00 | 1.37236 | 0.49 | 10.02.2011 11:05:00 | 1.36439 | \$ -41152.1 |
| 481 | Buy | 10.02.2011 01:20:00 | 1.37216 | 0.48 | 10.02.2011 11:25:00 | 1.36184 | \$ -52198.56 |
| 482 | Buy | 10.02.2011 01:35:00 | 1.37204 | 0.48 | 10.02.2011 11:40:00 | 1.36355 | \$ -42942.42 |
| 483 | Buy | 10.02.2011 02:00:00 | 1.372 | 0.48 | 10.02.2011 12:05:00 | 1.3635 | \$ -42993.0 |
| 129 | Buy | 14.02.2011 02:30:00 | 0.84346 | 0.19 | 14.02.2011 07:35:00 | 0.84269 | \$ -2226.08 |
| 502 | Sell | 14.02.2011 02:30:00 | 1.60213 | 0.43 | 14.02.2011 07:55:00 | 1.60597 | \$ -17407.45 |
| 260 | Buy | 14.02.2011 02:30:00 | 83.273 | 0.3 | 14.02.2011 09:10:00 | 83.216 | \$ -2080.52 |
| 484 | Buy | 15.02.2011 21:30:00 | 1.3483 | 0.43 | 16.02.2011 00:55:00 | 1.34891 | \$ 2511.16 |
| 506 | Buy | 15.02.2011 22:25:00 | 1.6126 | 0.42 | 16.02.2011 01:05:00 | 1.61307 | \$ 1900.87 |
| 505 | Buy | 15.02.2011 21:55:00 | 1.61274 | 0.42 | 16.02.2011 01:05:00 | 1.61294 | \$ 705.92 |
| 504 | Buy | 15.02.2011 21:50:00 | 1.61326 | 0.43 | 16.02.2011 01:05:00 | 1.61292 | \$ -1724.08 |
| 503 | Buy | 15.02.2011 21:30:00 | 1.61337 | 0.43 | 16.02.2011 01:05:00 | 1.61294 | \$ -2131.88 |
| 471 | Buy | 15.02.2011 23:00:00 | 112.994 | 0.51 | 16.02.2011 01:30:00 | 113.043 | \$ 1691.67 |
| 470 | Buy | 15.02.2011 21:35:00 | 113.031 | 0.51 | 16.02.2011 01:30:00 | 113.056 | \$ 467.5 |
| 469 | Buy | 15.02.2011 21:30:00 | 113.056 | 0.52 | 16.02.2011 01:30:00 | 113.038 | \$ -1759.43 |
| 485 | Sell | 16.02.2011 02:30:00 | 1.35061 | 0.43 | 16.02.2011 07:40:00 | 1.35219 | \$ -7162.43 |
| 508 | Sell | 16.02.2011 21:40:00 | 1.60986 | 0.42 | 16.02.2011 23:44:00 | 1.60944 | \$ 1859.66 |
| 509 | Sell | 17.02.2011 00:05:00 | 1.60981 | 0.42 | 17.02.2011 00:43:00 | 1.6096 | \$ 929.83 |
| 507 | Sell | 16.02.2011 21:35:00 | 1.60829 | 0.43 | 17.02.2011 06:05:00 | 1.61034 | \$ -9721.2 |
| 513 | Buy | 18.02.2011 00:55:00 | 1.01094 | 0.11 | 18.02.2011 01:40:00 | 1.0121 | \$ 1208.81 |
| 512 | Buy | 18.02.2011 00:45:00 | 1.01113 | 0.11 | 18.02.2011 01:40:00 | 1.01205 | \$ 930.6 |
| 511 | Buy | 18.02.2011 00:30:00 | 1.01128 | 0.11 | 18.02.2011 01:40:00 | 1.01202 | \$ 721.95 |
| 510 | Buy | 21.02.2011 02:30:00 | 1.62347 | 0.43 | 21.02.2011 03:45:00 | 1.62499 | \$ 6887.31 |
| 486 | Buy | 21.02.2011 02:30:00 | 1.36918 | 0.43 | 21.02.2011 07:20:00 | 1.36784 | \$ -6071.71 |
| 514 | Buy | 21.02.2011 02:30:00 | 1.01315 | 0.11 | 21.02.2011 09:20:00 | 1.01334 | \$ 84.38 |
| 338 | Sell | 21.02.2011 02:30:00 | 0.94542 | 0.37 | 21.02.2011 09:40:00 | 0.94543 | \$ -46.32 |
| 489 | Buy | 22.02.2011 22:30:00 | 1.36497 | 0.42 | 23.02.2011 00:25:00 | 1.36589 | \$ 3824.74 |
| 488 | Buy | 22.02.2011 21:30:00 | 1.36513 | 0.43 | 23.02.2011 00:25:00 | 1.36588 | \$ 3145.53 |
| 487 | Buy | 22.02.2011 21:25:00 | 1.36531 | 0.43 | 23.02.2011 00:25:00 | 1.36597 | \$ 2737.73 |
| 517 | Sell | 23.02.2011 02:30:00 | 1.00166 | 0.11 | 23.02.2011 05:25:00 | 1.00164 | \$ -112.67 |
| 516 | Sell | 23.02.2011 01:50:00 | 1.00082 | 0.11 | 23.02.2011 05:25:00 | 1.00173 | \$ -1191.09 |
| 515 | Sell | 22.02.2011 23:30:00 | 0.99918 | 0.11 | 23.02.2011 05:25:00 | 1.00178 | \$ -3171.76 |

| | | | | | | | |
|-----|------|---------------------|---------|------|---------------------|---------|--------------|
| 511 | Sell | 23.02.2011 01:30:00 | 1.61597 | 0.43 | 23.02.2011 11:35:00 | 1.62577 | \$ -44425.25 |
| 512 | Sell | 23.02.2011 01:40:00 | 1.61628 | 0.43 | 23.02.2011 11:45:00 | 1.62479 | \$ -38577.44 |
| 513 | Sell | 23.02.2011 02:30:00 | 1.61696 | 0.42 | 23.02.2011 12:35:00 | 1.62149 | \$ -20057.78 |
| 469 | Buy | 23.02.2011 22:00:00 | 0.99003 | 0.2 | 24.02.2011 07:15:00 | 0.98729 | \$ -4792.57 |
| 468 | Buy | 23.02.2011 21:55:00 | 0.99048 | 0.2 | 24.02.2011 07:15:00 | 0.98717 | \$ -5703.09 |
| 467 | Buy | 23.02.2011 21:35:00 | 0.99068 | 0.2 | 24.02.2011 07:15:00 | 0.98727 | \$ -5862.83 |
| 466 | Buy | 23.02.2011 21:25:00 | 0.99094 | 0.2 | 24.02.2011 07:15:00 | 0.9873 | \$ -6230.24 |
| 518 | Sell | 24.02.2011 01:00:00 | 1.00331 | 0.11 | 24.02.2011 07:25:00 | 1.00633 | \$ -3637.82 |
| 262 | Sell | 24.02.2011 21:35:00 | 81.877 | 0.3 | 24.02.2011 22:32:00 | 81.842 | \$ 679.48 |
| 475 | Sell | 24.02.2011 23:10:00 | 113.097 | 0.5 | 25.02.2011 00:20:00 | 112.975 | \$ 5422.98 |
| 474 | Sell | 24.02.2011 22:40:00 | 113.074 | 0.51 | 25.02.2011 00:20:00 | 112.982 | \$ 4001.62 |
| 473 | Sell | 24.02.2011 21:35:00 | 112.951 | 0.51 | 25.02.2011 00:20:00 | 112.972 | \$ -1760.83 |
| 472 | Sell | 24.02.2011 21:30:00 | 112.868 | 0.52 | 25.02.2011 00:20:00 | 112.973 | \$ -6162.87 |
| 263 | Sell | 24.02.2011 23:10:00 | 81.932 | 0.3 | 25.02.2011 00:30:00 | 81.819 | \$ 2894.98 |
| 261 | Sell | 24.02.2011 21:30:00 | 81.84 | 0.3 | 25.02.2011 00:30:00 | 81.822 | \$ 44.98 |
| 515 | Sell | 24.02.2011 22:10:00 | 1.614 | 0.4 | 25.02.2011 01:25:00 | 1.61331 | \$ 2776.9 |
| 514 | Sell | 24.02.2011 22:00:00 | 1.61396 | 0.4 | 25.02.2011 01:25:00 | 1.61327 | \$ 2776.9 |
| 476 | Sell | 25.02.2011 01:30:00 | 113.259 | 0.52 | 25.02.2011 03:02:00 | 113.214 | \$ 1751.06 |
| 477 | Sell | 25.02.2011 01:35:00 | 113.273 | 0.51 | 25.02.2011 03:02:00 | 113.203 | \$ 2992.29 |
| 478 | Sell | 25.02.2011 01:45:00 | 113.35 | 0.51 | 25.02.2011 03:02:00 | 113.211 | \$ 6510.92 |
| 479 | Sell | 25.02.2011 02:00:00 | 113.415 | 0.5 | 25.02.2011 03:02:00 | 113.209 | \$ 9732.96 |
| 264 | Sell | 25.02.2011 02:00:00 | 82.048 | 0.3 | 25.02.2011 05:50:00 | 81.888 | \$ 4429.48 |
| 516 | Sell | 28.02.2011 00:00:00 | 1.61151 | 0.4 | 28.02.2011 00:35:00 | 1.60951 | \$ 8433.84 |
| 490 | Sell | 28.02.2011 00:30:00 | 1.37598 | 0.44 | 28.02.2011 01:10:00 | 1.37371 | \$ 10529.65 |
| 522 | Buy | 28.02.2011 02:10:00 | 1.01376 | 0.11 | 28.02.2011 04:50:00 | 1.01455 | \$ 779.91 |
| 521 | Buy | 28.02.2011 01:10:00 | 1.01398 | 0.11 | 28.02.2011 04:50:00 | 1.01471 | \$ 710.36 |
| 520 | Buy | 28.02.2011 01:05:00 | 1.01447 | 0.11 | 28.02.2011 04:50:00 | 1.01462 | \$ 38.02 |
| 519 | Buy | 28.02.2011 01:00:00 | 1.01542 | 0.11 | 28.02.2011 04:50:00 | 1.01457 | \$ -1121.18 |
| 520 | Buy | 01.03.2011 22:15:00 | 1.62549 | 0.4 | 02.03.2011 00:00:00 | 1.62659 | \$ 4465.8 |
| 519 | Buy | 01.03.2011 22:10:00 | 1.62564 | 0.4 | 02.03.2011 00:00:00 | 1.62658 | \$ 3791.4 |
| 518 | Buy | 01.03.2011 22:05:00 | 1.6259 | 0.4 | 02.03.2011 00:00:00 | 1.62668 | \$ 3117.0 |
| 517 | Buy | 01.03.2011 22:00:00 | 1.6262 | 0.41 | 02.03.2011 00:00:00 | 1.62661 | \$ 1596.38 |
| 483 | Buy | 01.03.2011 21:50:00 | 112.839 | 0.51 | 02.03.2011 00:15:00 | 112.845 | \$ -500.49 |
| 482 | Buy | 01.03.2011 21:40:00 | 112.89 | 0.52 | 02.03.2011 00:15:00 | 112.862 | \$ -2278.54 |
| 481 | Buy | 01.03.2011 21:35:00 | 112.91 | 0.52 | 02.03.2011 00:15:00 | 112.857 | \$ -3578.66 |
| 480 | Buy | 01.03.2011 21:30:00 | 112.918 | 0.53 | 02.03.2011 00:15:00 | 112.846 | \$ -4654.57 |
| 494 | Buy | 01.03.2011 21:50:00 | 1.37706 | 0.42 | 02.03.2011 01:10:00 | 1.37799 | \$ 3868.99 |
| 493 | Buy | 01.03.2011 21:45:00 | 1.37738 | 0.43 | 02.03.2011 01:10:00 | 1.37798 | \$ 2465.86 |
| 492 | Buy | 01.03.2011 21:40:00 | 1.3783 | 0.43 | 02.03.2011 01:10:00 | 1.3781 | \$ -1159.05 |
| 491 | Buy | 01.03.2011 21:30:00 | 1.37902 | 0.44 | 02.03.2011 01:10:00 | 1.37815 | \$ -4292.45 |
| 525 | Buy | 01.03.2011 21:45:00 | 1.01295 | 0.11 | 02.03.2011 02:15:00 | 1.01394 | \$ 987.29 |
| 524 | Buy | 01.03.2011 21:40:00 | 1.0133 | 0.11 | 02.03.2011 02:15:00 | 1.01393 | \$ 569.97 |
| 523 | Buy | 01.03.2011 21:30:00 | 1.01342 | 0.11 | 02.03.2011 02:15:00 | 1.01403 | \$ 546.79 |
| 526 | Sell | 02.03.2011 02:30:00 | 1.01422 | 0.11 | 02.03.2011 03:04:00 | 1.01384 | \$ 304.79 |
| 521 | Buy | 02.03.2011 21:30:00 | 1.63116 | 0.41 | 02.03.2011 22:32:00 | 1.6318 | \$ 2765.04 |
| 495 | Buy | 02.03.2011 21:25:00 | 1.385 | 0.44 | 02.03.2011 22:45:00 | 1.3865 | \$ 6954.75 |
| 268 | Sell | 02.03.2011 22:05:00 | 81.912 | 0.3 | 02.03.2011 23:55:00 | 81.842 | \$ 1729.48 |
| 267 | Sell | 02.03.2011 21:50:00 | 81.878 | 0.3 | 02.03.2011 23:55:00 | 81.842 | \$ 709.48 |
| 266 | Sell | 02.03.2011 21:40:00 | 81.846 | 0.3 | 02.03.2011 23:55:00 | 81.851 | \$ -520.52 |
| 265 | Sell | 02.03.2011 21:30:00 | 81.832 | 0.3 | 02.03.2011 23:55:00 | 81.84 | \$ -610.52 |
| 339 | Sell | 02.03.2011 21:40:00 | 0.92404 | 0.37 | 03.03.2011 00:05:00 | 0.92339 | \$ 2137.69 |
| 527 | Buy | 03.03.2011 00:30:00 | 1.01515 | 0.11 | 03.03.2011 02:25:00 | 1.0164 | \$ 1313.14 |
| 530 | Sell | 03.03.2011 22:50:00 | 1.01616 | 0.11 | 04.03.2011 00:05:00 | 1.01303 | \$ 3472.67 |
| 529 | Sell | 03.03.2011 22:45:00 | 1.01597 | 0.11 | 04.03.2011 00:05:00 | 1.01312 | \$ 3147.98 |
| 528 | Sell | 03.03.2011 22:30:00 | 1.01565 | 0.11 | 04.03.2011 00:05:00 | 1.01304 | \$ 2869.69 |
| 525 | Sell | 03.03.2011 22:40:00 | 1.62806 | 0.4 | 04.03.2011 00:08:00 | 1.62784 | \$ 794.96 |
| 269 | Buy | 04.03.2011 02:30:00 | 82.284 | 0.3 | 04.03.2011 03:45:00 | 82.405 | \$ 3259.48 |
| 524 | Sell | 03.03.2011 22:20:00 | 1.62761 | 0.4 | 04.03.2011 04:25:00 | 1.62785 | \$ -1144.83 |
| 523 | Sell | 03.03.2011 22:05:00 | 1.62733 | 0.41 | 04.03.2011 04:25:00 | 1.62776 | \$ -1994.7 |
| 522 | Sell | 03.03.2011 22:00:00 | 1.62727 | 0.41 | 04.03.2011 04:25:00 | 1.62773 | \$ -2124.37 |

| | | | | | | | |
|-----|------|---------------------|---------|------|---------------------|---------|--------------|
| 487 | Buy | 04.03.2011 02:30:00 | 114.897 | 0.5 | 04.03.2011 07:30:00 | 114.949 | \$ 2025.53 |
| 486 | Buy | 04.03.2011 02:25:00 | 114.914 | 0.5 | 04.03.2011 07:30:00 | 114.951 | \$ 1275.44 |
| 485 | Buy | 04.03.2011 01:15:00 | 114.965 | 0.51 | 04.03.2011 07:30:00 | 114.944 | \$ -1657.33 |
| 484 | Buy | 04.03.2011 01:10:00 | 115.005 | 0.51 | 04.03.2011 07:30:00 | 114.946 | \$ -3595.54 |
| 533 | Sell | 07.03.2011 01:20:00 | 1.01571 | 0.11 | 07.03.2011 02:10:00 | 1.01373 | \$ 2160.12 |
| 532 | Sell | 07.03.2011 01:15:00 | 1.01547 | 0.11 | 07.03.2011 02:10:00 | 1.01387 | \$ 1719.48 |
| 531 | Sell | 07.03.2011 01:00:00 | 1.01535 | 0.11 | 07.03.2011 02:10:00 | 1.01381 | \$ 1649.9 |
| 488 | Sell | 09.03.2011 01:30:00 | 115.07 | 0.51 | 09.03.2011 10:10:00 | 114.911 | \$ 7522.08 |
| 526 | Buy | 09.03.2011 22:00:00 | 1.61909 | 0.41 | 10.03.2011 01:15:00 | 1.62035 | \$ 4918.77 |
| 490 | Sell | 11.03.2011 02:30:00 | 114.544 | 0.51 | 11.03.2011 03:51:00 | 114.507 | \$ 1302.76 |
| 537 | Sell | 11.03.2011 02:30:00 | 1.00245 | 0.11 | 11.03.2011 05:20:00 | 1.00244 | \$ -124.26 |
| 536 | Sell | 11.03.2011 01:00:00 | 1.00164 | 0.11 | 11.03.2011 05:20:00 | 1.00253 | \$ -1167.9 |
| 535 | Sell | 11.03.2011 00:35:00 | 1.00141 | 0.11 | 11.03.2011 05:20:00 | 1.00242 | \$ -1307.04 |
| 534 | Sell | 11.03.2011 00:30:00 | 1.00114 | 0.11 | 11.03.2011 05:20:00 | 1.00252 | \$ -1736.09 |
| 470 | Buy | 11.03.2011 02:30:00 | 0.97431 | 0.2 | 11.03.2011 05:45:00 | 0.97429 | \$ -278.95 |
| 489 | Sell | 11.03.2011 00:00:00 | 114.486 | 0.52 | 11.03.2011 05:45:00 | 114.417 | \$ 2992.62 |
| 530 | Sell | 11.03.2011 00:45:00 | 1.6061 | 0.4 | 11.03.2011 07:50:00 | 1.60629 | \$ -801.22 |
| 529 | Sell | 11.03.2011 00:00:00 | 1.60589 | 0.4 | 11.03.2011 07:50:00 | 1.60626 | \$ -1560.26 |
| 528 | Sell | 10.03.2011 23:55:00 | 1.60576 | 0.41 | 11.03.2011 07:50:00 | 1.60637 | \$ -2772.71 |
| 527 | Sell | 10.03.2011 23:40:00 | 1.60561 | 0.41 | 11.03.2011 07:50:00 | 1.6062 | \$ -2686.28 |
| 497 | Sell | 11.03.2011 02:30:00 | 1.38126 | 0.43 | 11.03.2011 08:15:00 | 1.38197 | \$ -3218.56 |
| 496 | Sell | 11.03.2011 01:30:00 | 1.38042 | 0.43 | 11.03.2011 08:15:00 | 1.38212 | \$ -7706.42 |
| 538 | Buy | 14.03.2011 01:00:00 | 1.01261 | 0.11 | 14.03.2011 11:05:00 | 1.00817 | \$ -5282.72 |
| 539 | Buy | 14.03.2011 01:05:00 | 1.01126 | 0.11 | 14.03.2011 11:10:00 | 1.00774 | \$ -4216.25 |
| 540 | Buy | 14.03.2011 01:10:00 | 1.01059 | 0.11 | 14.03.2011 11:15:00 | 1.00782 | \$ -3346.85 |
| 541 | Buy | 14.03.2011 01:15:00 | 1.01019 | 0.11 | 14.03.2011 11:20:00 | 1.00759 | \$ -3149.79 |
| 542 | Sell | 14.03.2011 21:30:00 | 1.01002 | 0.11 | 14.03.2011 22:00:00 | 1.00824 | \$ 1928.2 |
| 531 | Buy | 15.03.2011 00:05:00 | 1.61684 | 0.41 | 15.03.2011 01:45:00 | 1.61751 | \$ 2894.65 |
| 474 | Buy | 14.03.2011 23:00:00 | 0.97249 | 0.2 | 15.03.2011 02:20:00 | 0.97387 | \$ 1901.17 |
| 473 | Buy | 14.03.2011 22:45:00 | 0.97252 | 0.2 | 15.03.2011 02:20:00 | 0.97396 | \$ 1997.01 |
| 472 | Buy | 14.03.2011 22:35:00 | 0.97335 | 0.2 | 15.03.2011 02:20:00 | 0.97386 | \$ 511.43 |
| 471 | Buy | 14.03.2011 22:30:00 | 0.97352 | 0.2 | 15.03.2011 02:20:00 | 0.97386 | \$ 239.87 |
| 340 | Sell | 15.03.2011 21:30:00 | 0.91855 | 0.38 | 15.03.2011 22:23:00 | 0.91767 | \$ 3848.28 |
| 492 | Sell | 15.03.2011 22:15:00 | 113.27 | 0.52 | 15.03.2011 22:30:00 | 113.233 | \$ 1335.03 |
| 543 | Sell | 15.03.2011 22:45:00 | 0.99232 | 0.11 | 16.03.2011 00:05:00 | 0.98959 | \$ 3008.83 |
| 491 | Sell | 15.03.2011 22:10:00 | 113.226 | 0.52 | 16.03.2011 00:42:00 | 113.066 | \$ 7615.26 |
| 501 | Sell | 15.03.2011 22:15:00 | 1.40134 | 0.42 | 16.03.2011 01:10:00 | 1.39852 | \$ 12451.78 |
| 500 | Sell | 15.03.2011 22:10:00 | 1.40058 | 0.43 | 16.03.2011 01:10:00 | 1.39847 | \$ 9529.69 |
| 499 | Sell | 15.03.2011 22:05:00 | 1.39993 | 0.43 | 16.03.2011 01:10:00 | 1.3986 | \$ 5993.8 |
| 498 | Sell | 15.03.2011 22:00:00 | 1.39948 | 0.43 | 16.03.2011 01:10:00 | 1.39861 | \$ 3908.53 |
| 504 | Buy | 16.03.2011 02:00:00 | 1.39706 | 0.44 | 16.03.2011 02:55:00 | 1.39919 | \$ 9875.75 |
| 503 | Buy | 16.03.2011 01:35:00 | 1.39747 | 0.44 | 16.03.2011 02:55:00 | 1.39924 | \$ 8206.6 |
| 502 | Buy | 16.03.2011 01:30:00 | 1.39817 | 0.45 | 16.03.2011 02:55:00 | 1.39912 | \$ 4504.78 |
| 270 | Sell | 16.03.2011 02:30:00 | 80.994 | 0.31 | 16.03.2011 05:05:00 | 80.871 | \$ 3430.13 |
| 341 | Sell | 16.03.2011 02:30:00 | 0.91732 | 0.38 | 16.03.2011 05:10:00 | 0.91784 | \$ -2280.03 |
| 493 | Sell | 16.03.2011 02:30:00 | 113.231 | 0.53 | 16.03.2011 05:10:00 | 112.962 | \$ 13656.88 |
| 544 | Sell | 16.03.2011 02:30:00 | 0.9916 | 0.11 | 16.03.2011 05:45:00 | 0.99209 | \$ -704.06 |
| 532 | Sell | 16.03.2011 22:00:00 | 1.60268 | 0.41 | 16.03.2011 22:20:00 | 1.60255 | \$ 561.91 |
| 475 | Buy | 17.03.2011 00:15:00 | 0.98973 | 0.21 | 17.03.2011 00:30:00 | 0.99431 | \$ 7422.53 |
| 130 | Sell | 17.03.2011 01:00:00 | 0.871 | 0.2 | 17.03.2011 01:13:00 | 0.87001 | \$ 2450.88 |
| 494 | Sell | 17.03.2011 02:05:00 | 109.452 | 0.55 | 17.03.2011 04:05:00 | 110.764 | \$ -72762.02 |
| 495 | Sell | 17.03.2011 02:10:00 | 109.5 | 0.54 | 17.03.2011 04:07:00 | 110.796 | \$ -70575.31 |
| 496 | Sell | 17.03.2011 02:15:00 | 109.516 | 0.54 | 17.03.2011 04:07:00 | 110.819 | \$ -70953.42 |
| 271 | Sell | 17.03.2011 02:30:00 | 78.917 | 0.32 | 17.03.2011 05:35:00 | 79.24 | \$ -10731.22 |
| 497 | Sell | 17.03.2011 02:25:00 | 109.567 | 0.53 | 17.03.2011 05:35:00 | 110.31 | \$ -39959.74 |
| 272 | Sell | 17.03.2011 22:25:00 | 79.138 | 0.31 | 17.03.2011 22:50:00 | 79.003 | \$ 3802.13 |
| 498 | Buy | 17.03.2011 23:00:00 | 110.608 | 0.46 | 17.03.2011 23:50:00 | 110.649 | \$ 1377.2 |
| 499 | Buy | 17.03.2011 23:20:00 | 110.596 | 0.46 | 17.03.2011 23:50:00 | 110.644 | \$ 1699.29 |
| 505 | Buy | 17.03.2011 22:00:00 | 1.40065 | 0.46 | 18.03.2011 00:07:00 | 1.40166 | \$ 4625.27 |
| 506 | Buy | 17.03.2011 22:05:00 | 1.4005 | 0.46 | 18.03.2011 00:07:00 | 1.40151 | \$ 4625.26 |

| | | | | | | | |
|-----|------|---------------------|---------|------|---------------------|---------|--------------|
| 275 | Sell | 18.03.2011 01:15:00 | 79.248 | 0.31 | 18.03.2011 01:45:00 | 79.23 | \$ 175.13 |
| 276 | Sell | 18.03.2011 01:20:00 | 79.298 | 0.31 | 18.03.2011 01:45:00 | 79.229 | \$ 1756.13 |
| 507 | Buy | 18.03.2011 02:30:00 | 1.40066 | 0.46 | 18.03.2011 03:00:00 | 1.40296 | \$ 11148.67 |
| 534 | Buy | 18.03.2011 02:30:00 | 1.61225 | 0.41 | 18.03.2011 03:00:00 | 1.61455 | \$ 9936.87 |
| 533 | Buy | 18.03.2011 02:10:00 | 1.61256 | 0.41 | 18.03.2011 03:00:00 | 1.61446 | \$ 8208.71 |
| 546 | Buy | 18.03.2011 02:10:00 | 0.97842 | 0.12 | 18.03.2011 03:00:00 | 0.98406 | \$ 6984.04 |
| 545 | Buy | 18.03.2011 02:00:00 | 0.9787 | 0.12 | 18.03.2011 03:00:00 | 0.98413 | \$ 6718.48 |
| 273 | Sell | 18.03.2011 01:00:00 | 79.089 | 0.32 | 18.03.2011 03:02:00 | 80.394 | \$ -42155.22 |
| 274 | Sell | 18.03.2011 01:10:00 | 79.135 | 0.31 | 18.03.2011 03:02:00 | 80.423 | \$ -40310.87 |
| 277 | Buy | 21.03.2011 00:18:00 | 80.748 | 0.29 | 21.03.2011 01:23:00 | 80.808 | \$ 1381.83 |
| 547 | Buy | 21.03.2011 00:30:00 | 0.9943 | 0.12 | 21.03.2011 01:33:00 | 0.99579 | \$ 1736.02 |
| 535 | Buy | 21.03.2011 01:00:00 | 1.62175 | 0.41 | 21.03.2011 02:10:00 | 1.62213 | \$ 1641.74 |
| 500 | Buy | 21.03.2011 00:18:00 | 114.623 | 0.45 | 21.03.2011 03:00:00 | 114.798 | \$ 7359.25 |
| 509 | Buy | 21.03.2011 02:30:00 | 1.4166 | 0.45 | 21.03.2011 04:25:00 | 1.41724 | \$ 3034.8 |
| 508 | Buy | 21.03.2011 01:30:00 | 1.41715 | 0.45 | 21.03.2011 04:25:00 | 1.4172 | \$ 237.09 |
| 476 | Buy | 21.03.2011 00:00:00 | 0.98439 | 0.21 | 21.03.2011 06:45:00 | 0.98313 | \$ -2372.72 |
| 536 | Buy | 21.03.2011 02:30:00 | 1.62136 | 0.41 | 21.03.2011 08:15:00 | 1.62167 | \$ 1339.32 |
| 480 | Sell | 21.03.2011 22:50:00 | 0.97965 | 0.2 | 22.03.2011 00:00:00 | 0.97768 | \$ 2842.14 |
| 479 | Sell | 21.03.2011 22:40:00 | 0.97936 | 0.2 | 22.03.2011 00:00:00 | 0.97759 | \$ 2522.49 |
| 478 | Sell | 21.03.2011 22:35:00 | 0.97926 | 0.2 | 22.03.2011 00:00:00 | 0.97769 | \$ 2202.84 |
| 477 | Sell | 21.03.2011 22:30:00 | 0.97898 | 0.2 | 22.03.2011 00:00:00 | 0.97758 | \$ 1931.13 |
| 510 | Buy | 22.03.2011 02:30:00 | 1.42078 | 0.45 | 22.03.2011 03:45:00 | 1.42229 | \$ 7160.23 |
| 537 | Buy | 23.03.2011 00:00:00 | 1.63594 | 0.42 | 23.03.2011 02:30:00 | 1.63647 | \$ 2345.64 |
| 548 | Buy | 23.03.2011 02:00:00 | 1.00898 | 0.11 | 23.03.2011 06:05:00 | 1.00861 | \$ -564.76 |
| 511 | Sell | 23.03.2011 22:30:00 | 1.41351 | 0.46 | 23.03.2011 23:00:00 | 1.4103 | \$ 15566.76 |
| 539 | Sell | 23.03.2011 22:15:00 | 1.62493 | 0.41 | 23.03.2011 23:06:00 | 1.62468 | \$ 1080.58 |
| 540 | Sell | 23.03.2011 22:30:00 | 1.62501 | 0.41 | 23.03.2011 23:06:00 | 1.62475 | \$ 1123.81 |
| 541 | Sell | 23.03.2011 22:45:00 | 1.62526 | 0.41 | 23.03.2011 23:06:00 | 1.62462 | \$ 2766.3 |
| 538 | Sell | 23.03.2011 22:00:00 | 1.62447 | 0.42 | 23.03.2011 23:50:00 | 1.62287 | \$ 7084.42 |
| 512 | Sell | 24.03.2011 02:30:00 | 1.41095 | 0.46 | 24.03.2011 04:35:00 | 1.40988 | \$ 5188.92 |
| 132 | Buy | 24.03.2011 00:05:00 | 0.8674 | 0.19 | 24.03.2011 07:45:00 | 0.86728 | \$ -545.01 |
| 131 | Buy | 24.03.2011 00:00:00 | 0.86767 | 0.19 | 24.03.2011 07:45:00 | 0.86722 | \$ -1398.48 |
| 545 | Sell | 24.03.2011 02:15:00 | 1.62492 | 0.41 | 24.03.2011 08:55:00 | 1.62295 | \$ 8515.02 |
| 544 | Sell | 24.03.2011 02:10:00 | 1.6246 | 0.41 | 24.03.2011 08:55:00 | 1.62307 | \$ 6613.19 |
| 543 | Sell | 24.03.2011 01:15:00 | 1.62433 | 0.42 | 24.03.2011 08:55:00 | 1.62309 | \$ 5490.43 |
| 542 | Sell | 24.03.2011 01:00:00 | 1.62411 | 0.42 | 24.03.2011 08:55:00 | 1.623 | \$ 4914.82 |
| 549 | Buy | 24.03.2011 23:30:00 | 1.02062 | 0.11 | 25.03.2011 01:40:00 | 1.02137 | \$ 709.08 |
| 514 | Buy | 24.03.2011 23:10:00 | 1.41669 | 0.46 | 25.03.2011 01:55:00 | 1.4182 | \$ 7048.89 |
| 513 | Buy | 24.03.2011 23:00:00 | 1.4172 | 0.46 | 25.03.2011 01:55:00 | 1.41828 | \$ 4964.57 |
| 548 | Sell | 25.03.2011 01:55:00 | 1.6124 | 0.42 | 25.03.2011 02:20:00 | 1.61085 | \$ 6863.04 |
| 547 | Sell | 25.03.2011 00:05:00 | 1.61222 | 0.42 | 25.03.2011 02:20:00 | 1.61086 | \$ 6021.76 |
| 546 | Sell | 25.03.2011 00:00:00 | 1.61203 | 0.43 | 25.03.2011 02:20:00 | 1.61091 | \$ 5077.17 |
| 515 | Buy | 25.03.2011 02:30:00 | 1.41544 | 0.46 | 25.03.2011 03:03:00 | 1.41672 | \$ 6204.48 |
| 136 | Buy | 25.03.2011 00:25:00 | 0.87895 | 0.18 | 25.03.2011 03:10:00 | 0.87991 | \$ 2129.83 |
| 135 | Buy | 25.03.2011 00:00:00 | 0.87928 | 0.19 | 25.03.2011 03:10:00 | 0.87985 | \$ 1239.51 |
| 134 | Buy | 24.03.2011 23:35:00 | 0.87958 | 0.19 | 25.03.2011 03:10:00 | 0.87987 | \$ 414.5 |
| 133 | Buy | 24.03.2011 23:30:00 | 0.87969 | 0.19 | 25.03.2011 03:10:00 | 0.87992 | \$ 259.32 |
| 550 | Buy | 25.03.2011 02:30:00 | 1.01889 | 0.11 | 25.03.2011 03:19:00 | 1.01928 | \$ 316.22 |
| 501 | Buy | 25.03.2011 02:30:00 | 114.693 | 0.45 | 25.03.2011 03:25:00 | 114.726 | \$ 968.89 |
| 343 | Sell | 24.03.2011 22:50:00 | 0.90905 | 0.38 | 25.03.2011 03:47:00 | 0.90858 | \$ 1838.22 |
| 342 | Sell | 24.03.2011 22:30:00 | 0.90828 | 0.38 | 25.03.2011 08:30:00 | 0.90863 | \$ -1751.22 |
| 516 | Sell | 28.03.2011 00:00:00 | 1.40359 | 0.47 | 28.03.2011 00:05:00 | 1.40436 | \$ -3815.26 |
| 549 | Sell | 28.03.2011 00:00:00 | 1.60011 | 0.43 | 28.03.2011 00:05:00 | 1.6 | \$ 498.65 |
| 481 | Buy | 28.03.2011 00:00:00 | 0.97992 | 0.21 | 28.03.2011 00:12:00 | 0.98077 | \$ 1166.32 |
| 551 | Buy | 28.03.2011 00:30:00 | 1.02338 | 0.11 | 28.03.2011 00:46:00 | 1.02366 | \$ 188.72 |
| 555 | Buy | 28.03.2011 23:30:00 | 1.02437 | 0.11 | 29.03.2011 01:35:00 | 1.02523 | \$ 836.6 |
| 554 | Buy | 28.03.2011 23:25:00 | 1.02459 | 0.11 | 29.03.2011 01:35:00 | 1.02523 | \$ 581.57 |
| 553 | Buy | 28.03.2011 23:05:00 | 1.02513 | 0.11 | 29.03.2011 01:35:00 | 1.02515 | \$ -137.14 |
| 552 | Buy | 28.03.2011 23:00:00 | 1.02542 | 0.11 | 29.03.2011 01:35:00 | 1.0251 | \$ -531.26 |
| 517 | Buy | 29.03.2011 00:30:00 | 1.40809 | 0.46 | 29.03.2011 03:50:00 | 1.40862 | \$ 2569.05 |

| | | | | | | | |
|-----|------|---------------------|---------|------|---------------------|---------|--------------|
| 484 | Sell | 29.03.2011 01:05:00 | 0.97835 | 0.2 | 29.03.2011 04:45:00 | 0.97733 | \$ 1383.21 |
| 483 | Sell | 29.03.2011 00:30:00 | 0.97814 | 0.2 | 29.03.2011 04:45:00 | 0.97749 | \$ 791.86 |
| 482 | Sell | 29.03.2011 00:00:00 | 0.97784 | 0.21 | 29.03.2011 04:45:00 | 0.97738 | \$ 512.6 |
| 558 | Sell | 29.03.2011 21:55:00 | 1.02911 | 0.11 | 30.03.2011 00:20:00 | 1.02866 | \$ 364.98 |
| 557 | Sell | 29.03.2011 21:35:00 | 1.02884 | 0.11 | 30.03.2011 00:20:00 | 1.02875 | \$ -52.48 |
| 556 | Sell | 29.03.2011 21:30:00 | 1.02851 | 0.11 | 30.03.2011 00:20:00 | 1.02881 | \$ -504.71 |
| 346 | Buy | 30.03.2011 00:00:00 | 0.92006 | 0.37 | 30.03.2011 01:25:00 | 0.92057 | \$ 2169.73 |
| 345 | Buy | 29.03.2011 23:20:00 | 0.92037 | 0.37 | 30.03.2011 01:25:00 | 0.92073 | \$ 1525.37 |
| 344 | Buy | 29.03.2011 23:00:00 | 0.9206 | 0.37 | 30.03.2011 01:25:00 | 0.92059 | \$ -51.42 |
| 521 | Sell | 30.03.2011 00:00:00 | 1.41143 | 0.45 | 30.03.2011 01:25:00 | 1.41034 | \$ 5171.0 |
| 520 | Sell | 29.03.2011 23:55:00 | 1.41081 | 0.45 | 30.03.2011 01:25:00 | 1.41037 | \$ 2050.4 |
| 519 | Sell | 29.03.2011 23:05:00 | 1.41073 | 0.46 | 30.03.2011 01:25:00 | 1.41036 | \$ 1756.49 |
| 518 | Sell | 29.03.2011 23:00:00 | 1.41014 | 0.46 | 30.03.2011 01:25:00 | 1.41037 | \$ -1153.19 |
| 502 | Buy | 30.03.2011 01:30:00 | 116.228 | 0.44 | 30.03.2011 02:45:00 | 116.433 | \$ 8508.62 |
| 278 | Buy | 30.03.2011 01:30:00 | 82.365 | 0.28 | 30.03.2011 02:50:00 | 82.503 | \$ 3518.18 |
| 553 | Sell | 30.03.2011 00:05:00 | 1.6012 | 0.42 | 30.03.2011 04:00:00 | 1.60037 | \$ 3675.05 |
| 552 | Sell | 30.03.2011 00:00:00 | 1.60088 | 0.42 | 30.03.2011 04:00:00 | 1.60032 | \$ 2479.54 |
| 551 | Sell | 29.03.2011 23:55:00 | 1.60072 | 0.43 | 30.03.2011 04:00:00 | 1.60039 | \$ 1353.24 |
| 550 | Sell | 29.03.2011 23:30:00 | 1.60053 | 0.43 | 30.03.2011 04:00:00 | 1.60031 | \$ 854.58 |
| 562 | Buy | 31.03.2011 23:45:00 | 1.03301 | 0.11 | 01.04.2011 01:30:00 | 1.03336 | \$ 245.4 |
| 561 | Buy | 31.03.2011 23:35:00 | 1.03333 | 0.11 | 01.04.2011 01:30:00 | 1.0333 | \$ -195.09 |
| 560 | Buy | 31.03.2011 23:20:00 | 1.03358 | 0.11 | 01.04.2011 01:30:00 | 1.03326 | \$ -531.26 |
| 559 | Buy | 31.03.2011 23:00:00 | 1.03428 | 0.11 | 01.04.2011 01:30:00 | 1.0334 | \$ -1180.41 |
| 525 | Buy | 31.03.2011 23:30:00 | 1.41619 | 0.44 | 01.04.2011 01:36:00 | 1.41636 | \$ 529.5 |
| 350 | Sell | 31.03.2011 23:45:00 | 0.91946 | 0.36 | 01.04.2011 01:44:00 | 0.91918 | \$ 953.54 |
| 503 | Buy | 01.04.2011 00:00:00 | 117.671 | 0.44 | 01.04.2011 02:05:00 | 118.058 | \$ 16510.25 |
| 526 | Buy | 01.04.2011 02:00:00 | 1.41569 | 0.44 | 01.04.2011 03:50:00 | 1.41665 | \$ 4451.04 |
| 524 | Buy | 31.03.2011 23:20:00 | 1.41658 | 0.45 | 01.04.2011 03:50:00 | 1.41659 | \$ -217.16 |
| 523 | Buy | 31.03.2011 23:05:00 | 1.41675 | 0.45 | 01.04.2011 03:50:00 | 1.41674 | \$ -312.0 |
| 522 | Buy | 31.03.2011 23:00:00 | 1.41729 | 0.46 | 01.04.2011 03:50:00 | 1.41656 | \$ -3808.95 |
| 281 | Sell | 31.03.2011 23:30:00 | 83.206 | 0.28 | 01.04.2011 07:30:00 | 83.569 | \$ -10626.02 |
| 280 | Sell | 31.03.2011 23:00:00 | 83.187 | 0.28 | 01.04.2011 07:30:00 | 83.576 | \$ -11354.02 |
| 279 | Sell | 31.03.2011 22:00:00 | 83.079 | 0.28 | 01.04.2011 07:30:00 | 83.57 | \$ -14210.02 |
| 349 | Sell | 31.03.2011 23:40:00 | 0.91908 | 0.36 | 01.04.2011 08:20:00 | 0.91993 | \$ -3732.54 |
| 348 | Sell | 31.03.2011 23:20:00 | 0.91886 | 0.37 | 01.04.2011 08:20:00 | 0.91998 | \$ -4987.0 |
| 347 | Sell | 31.03.2011 23:00:00 | 0.91846 | 0.37 | 01.04.2011 08:20:00 | 0.91987 | \$ -6223.03 |
| 351 | Buy | 04.04.2011 00:00:00 | 0.92347 | 0.36 | 04.04.2011 00:50:00 | 0.92516 | \$ 7003.89 |
| 554 | Buy | 04.04.2011 00:40:00 | 1.61029 | 0.43 | 04.04.2011 01:15:00 | 1.61155 | \$ 5709.21 |
| 528 | Buy | 04.04.2011 01:45:00 | 1.42169 | 0.45 | 04.04.2011 02:25:00 | 1.42357 | \$ 8914.72 |
| 527 | Buy | 04.04.2011 01:40:00 | 1.4219 | 0.45 | 04.04.2011 02:25:00 | 1.42359 | \$ 8013.77 |
| 563 | Sell | 04.04.2011 22:30:00 | 1.03639 | 0.11 | 05.04.2011 00:05:00 | 1.03579 | \$ 538.91 |
| 505 | Sell | 05.04.2011 01:00:00 | 119.622 | 0.43 | 05.04.2011 04:45:00 | 119.696 | \$ -3696.41 |
| 504 | Sell | 04.04.2011 22:00:00 | 119.531 | 0.44 | 05.04.2011 04:45:00 | 119.703 | \$ -8192.09 |
| 352 | Sell | 06.04.2011 22:00:00 | 0.91934 | 0.36 | 07.04.2011 00:05:00 | 0.91846 | \$ 3033.71 |
| 282 | Buy | 07.04.2011 01:30:00 | 85.275 | 0.26 | 07.04.2011 02:25:00 | 85.48 | \$ 5008.88 |
| 509 | Buy | 07.04.2011 01:30:00 | 122.218 | 0.41 | 07.04.2011 02:25:00 | 122.516 | \$ 11716.94 |
| 508 | Buy | 07.04.2011 01:25:00 | 122.23 | 0.42 | 07.04.2011 02:25:00 | 122.526 | \$ 11918.62 |
| 507 | Buy | 07.04.2011 01:20:00 | 122.281 | 0.42 | 07.04.2011 02:25:00 | 122.535 | \$ 10154.4 |
| 506 | Buy | 07.04.2011 01:00:00 | 122.38 | 0.43 | 07.04.2011 02:25:00 | 122.52 | \$ 5493.75 |
| 485 | Sell | 06.04.2011 23:00:00 | 0.96013 | 0.2 | 07.04.2011 09:05:00 | 0.96141 | \$ -2471.06 |
| 486 | Sell | 06.04.2011 23:10:00 | 0.9602 | 0.2 | 07.04.2011 09:15:00 | 0.96166 | \$ -2758.74 |
| 487 | Sell | 06.04.2011 23:20:00 | 0.96056 | 0.2 | 07.04.2011 09:25:00 | 0.96228 | \$ -3174.28 |
| 564 | Buy | 07.04.2011 21:30:00 | 1.04307 | 0.11 | 07.04.2011 22:20:00 | 1.04536 | \$ 2518.71 |
| 510 | Sell | 07.04.2011 23:30:00 | 121.589 | 0.44 | 08.04.2011 00:16:00 | 121.47 | \$ 4602.91 |
| 511 | Sell | 07.04.2011 23:35:00 | 121.63 | 0.44 | 08.04.2011 00:16:00 | 121.469 | \$ 6450.66 |
| 512 | Sell | 07.04.2011 23:50:00 | 121.662 | 0.43 | 08.04.2011 00:16:00 | 121.467 | \$ 7765.98 |
| 529 | Sell | 07.04.2011 22:30:00 | 1.43075 | 0.45 | 08.04.2011 01:15:00 | 1.42981 | \$ 4422.42 |
| 284 | Sell | 11.04.2011 02:20:00 | 85.058 | 0.26 | 11.04.2011 04:05:00 | 84.809 | \$ 6152.88 |
| 283 | Sell | 11.04.2011 01:50:00 | 85.038 | 0.27 | 11.04.2011 04:05:00 | 84.814 | \$ 5714.53 |
| 285 | Sell | 12.04.2011 01:30:00 | 84.783 | 0.27 | 12.04.2011 02:10:00 | 84.539 | \$ 6254.53 |

| | | | | | | | |
|-----|------|---------------------|---------|------|---------------------|---------|--------------|
| 513 | Sell | 12.04.2011 01:30:00 | 122.405 | 0.44 | 12.04.2011 02:10:00 | 121.992 | \$ 17633.43 |
| 566 | Sell | 12.04.2011 01:35:00 | 1.05099 | 0.1 | 12.04.2011 02:30:00 | 1.04792 | \$ 3112.79 |
| 565 | Sell | 12.04.2011 01:30:00 | 1.05077 | 0.11 | 12.04.2011 02:30:00 | 1.04791 | \$ 3180.56 |
| 556 | Buy | 11.04.2011 21:55:00 | 1.63424 | 0.43 | 12.04.2011 07:25:00 | 1.63022 | \$ -18398.62 |
| 555 | Buy | 11.04.2011 21:25:00 | 1.63435 | 0.43 | 12.04.2011 07:25:00 | 1.63019 | \$ -19032.98 |
| 514 | Sell | 12.04.2011 21:30:00 | 121.442 | 0.45 | 12.04.2011 21:56:00 | 121.338 | \$ 4133.46 |
| 488 | Buy | 12.04.2011 21:30:00 | 0.96018 | 0.2 | 12.04.2011 22:30:00 | 0.96243 | \$ 3347.14 |
| 570 | Buy | 12.04.2011 23:10:00 | 1.0445 | 0.11 | 13.04.2011 01:15:00 | 1.04465 | \$ 13.56 |
| 569 | Buy | 12.04.2011 23:05:00 | 1.04492 | 0.11 | 13.04.2011 01:15:00 | 1.04471 | \$ -403.75 |
| 568 | Buy | 12.04.2011 22:35:00 | 1.04519 | 0.11 | 13.04.2011 01:15:00 | 1.04481 | \$ -600.82 |
| 567 | Buy | 12.04.2011 22:30:00 | 1.04552 | 0.11 | 13.04.2011 01:15:00 | 1.04467 | \$ -1145.65 |
| 516 | Buy | 12.04.2011 23:40:00 | 120.961 | 0.45 | 13.04.2011 01:20:00 | 121.138 | \$ 7216.86 |
| 515 | Buy | 12.04.2011 23:30:00 | 120.976 | 0.45 | 13.04.2011 01:20:00 | 121.148 | \$ 6991.78 |
| 286 | Sell | 13.04.2011 01:30:00 | 83.736 | 0.27 | 13.04.2011 02:05:00 | 83.518 | \$ 5552.53 |
| 517 | Sell | 13.04.2011 01:30:00 | 121.266 | 0.46 | 13.04.2011 02:05:00 | 120.864 | \$ 17934.16 |
| 557 | Buy | 13.04.2011 21:25:00 | 1.62518 | 0.42 | 13.04.2011 21:55:00 | 1.62797 | \$ 12347.84 |
| 530 | Buy | 13.04.2011 21:25:00 | 1.44251 | 0.45 | 13.04.2011 23:09:00 | 1.44419 | \$ 7966.35 |
| 518 | Sell | 14.04.2011 01:00:00 | 121.199 | 0.46 | 14.04.2011 01:45:00 | 121.077 | \$ 5054.46 |
| 521 | Sell | 15.04.2011 01:30:00 | 121.163 | 0.45 | 15.04.2011 02:05:00 | 121.12 | \$ 1389.75 |
| 522 | Sell | 15.04.2011 02:30:00 | 121.451 | 0.44 | 15.04.2011 02:52:00 | 121.41 | \$ 1269.65 |
| 288 | Sell | 15.04.2011 02:30:00 | 83.748 | 0.27 | 15.04.2011 03:58:00 | 83.697 | \$ 1043.53 |
| 520 | Sell | 14.04.2011 23:40:00 | 120.968 | 0.46 | 15.04.2011 05:40:00 | 121.1 | \$ -6731.08 |
| 519 | Sell | 14.04.2011 23:00:00 | 120.938 | 0.46 | 15.04.2011 05:40:00 | 121.097 | \$ -7972.94 |
| 287 | Sell | 15.04.2011 01:30:00 | 83.621 | 0.28 | 15.04.2011 05:50:00 | 83.528 | \$ 2258.18 |
| 574 | Buy | 18.04.2011 01:25:00 | 1.05396 | 0.11 | 18.04.2011 02:00:00 | 1.05614 | \$ 2391.2 |
| 573 | Buy | 18.04.2011 01:15:00 | 1.05431 | 0.11 | 18.04.2011 02:00:00 | 1.05605 | \$ 1881.15 |
| 572 | Buy | 18.04.2011 01:10:00 | 1.05466 | 0.11 | 18.04.2011 02:00:00 | 1.05621 | \$ 1660.9 |
| 571 | Buy | 18.04.2011 01:00:00 | 1.05506 | 0.11 | 18.04.2011 02:00:00 | 1.05624 | \$ 1232.0 |
| 523 | Sell | 18.04.2011 02:30:00 | 120.003 | 0.46 | 18.04.2011 02:55:00 | 119.622 | \$ 16973.99 |
| 559 | Sell | 18.04.2011 02:30:00 | 1.63218 | 0.42 | 18.04.2011 03:00:00 | 1.63153 | \$ 2878.05 |
| 558 | Sell | 18.04.2011 00:00:00 | 1.63062 | 0.43 | 18.04.2011 03:35:00 | 1.63023 | \$ 1767.95 |
| 527 | Sell | 18.04.2011 22:50:00 | 117.654 | 0.46 | 19.04.2011 00:30:00 | 117.607 | \$ 1518.18 |
| 526 | Sell | 18.04.2011 21:55:00 | 117.624 | 0.47 | 19.04.2011 00:30:00 | 117.616 | \$ -281.67 |
| 525 | Sell | 18.04.2011 21:50:00 | 117.571 | 0.47 | 19.04.2011 00:30:00 | 117.603 | \$ -2161.43 |
| 524 | Sell | 18.04.2011 21:25:00 | 117.531 | 0.48 | 19.04.2011 00:30:00 | 117.61 | \$ -4463.16 |
| 576 | Sell | 18.04.2011 21:50:00 | 1.05157 | 0.11 | 19.04.2011 00:30:00 | 1.05001 | \$ 1652.11 |
| 575 | Sell | 18.04.2011 21:45:00 | 1.05136 | 0.11 | 19.04.2011 00:30:00 | 1.04995 | \$ 1478.18 |
| 292 | Sell | 18.04.2011 23:00:00 | 82.684 | 0.27 | 19.04.2011 00:35:00 | 82.6 | \$ 1822.48 |
| 291 | Sell | 18.04.2011 22:50:00 | 82.639 | 0.28 | 19.04.2011 00:35:00 | 82.59 | \$ 909.98 |
| 290 | Sell | 18.04.2011 21:55:00 | 82.627 | 0.28 | 19.04.2011 00:35:00 | 82.583 | \$ 769.98 |
| 289 | Sell | 18.04.2011 21:30:00 | 82.553 | 0.28 | 19.04.2011 00:35:00 | 82.588 | \$ -1442.02 |
| 492 | Buy | 18.04.2011 21:45:00 | 0.96504 | 0.2 | 19.04.2011 00:40:00 | 0.96454 | \$ -1101.94 |
| 491 | Buy | 18.04.2011 21:40:00 | 0.9659 | 0.2 | 19.04.2011 00:40:00 | 0.96456 | \$ -2443.76 |
| 490 | Buy | 18.04.2011 21:35:00 | 0.9663 | 0.2 | 19.04.2011 00:40:00 | 0.9644 | \$ -3338.3 |
| 489 | Buy | 18.04.2011 21:25:00 | 0.96641 | 0.2 | 19.04.2011 00:40:00 | 0.9645 | \$ -3354.27 |
| 563 | Sell | 19.04.2011 00:25:00 | 1.62681 | 0.42 | 19.04.2011 01:55:00 | 1.62595 | \$ 3807.88 |
| 562 | Sell | 18.04.2011 23:20:00 | 1.62654 | 0.42 | 19.04.2011 01:55:00 | 1.62598 | \$ 2340.15 |
| 561 | Sell | 18.04.2011 23:00:00 | 1.62627 | 0.42 | 19.04.2011 01:55:00 | 1.62603 | \$ 923.26 |
| 560 | Sell | 18.04.2011 22:00:00 | 1.62538 | 0.43 | 19.04.2011 01:55:00 | 1.62608 | \$ -3315.95 |
| 353 | Buy | 18.04.2011 22:00:00 | 0.89671 | 0.37 | 19.04.2011 03:05:00 | 0.8966 | \$ -477.59 |
| 293 | Sell | 20.04.2011 02:30:00 | 82.694 | 0.28 | 20.04.2011 08:35:00 | 82.882 | \$ -5609.82 |
| 294 | Sell | 21.04.2011 00:00:00 | 82.535 | 0.28 | 21.04.2011 02:00:00 | 82.438 | \$ 2370.18 |
| 579 | Buy | 21.04.2011 02:00:00 | 1.06788 | 0.11 | 21.04.2011 03:00:00 | 1.06918 | \$ 1371.1 |
| 578 | Buy | 21.04.2011 01:40:00 | 1.06813 | 0.11 | 21.04.2011 03:00:00 | 1.0692 | \$ 1104.49 |
| 577 | Buy | 21.04.2011 01:30:00 | 1.06848 | 0.11 | 21.04.2011 03:00:00 | 1.0691 | \$ 582.85 |
| 533 | Buy | 21.04.2011 02:25:00 | 1.45061 | 0.45 | 21.04.2011 03:05:00 | 1.45213 | \$ 7207.65 |
| 532 | Buy | 21.04.2011 02:10:00 | 1.45079 | 0.45 | 21.04.2011 03:05:00 | 1.45198 | \$ 5642.83 |
| 531 | Buy | 21.04.2011 02:00:00 | 1.45113 | 0.46 | 21.04.2011 03:05:00 | 1.45201 | \$ 4265.58 |
| 566 | Buy | 21.04.2011 02:15:00 | 1.63871 | 0.42 | 21.04.2011 03:20:00 | 1.63996 | \$ 5532.19 |
| 565 | Buy | 21.04.2011 02:10:00 | 1.639 | 0.43 | 21.04.2011 03:20:00 | 1.63999 | \$ 4485.81 |

| | | | | | | | |
|-----|------|---------------------|---------|------|---------------------|---------|-------------|
| 564 | Buy | 21.04.2011 02:00:00 | 1.63926 | 0.43 | 21.04.2011 03:20:00 | 1.63996 | \$ 3171.79 |
| 537 | Buy | 21.04.2011 21:50:00 | 1.45331 | 0.45 | 21.04.2011 23:00:00 | 1.4556 | \$ 10858.89 |
| 536 | Buy | 21.04.2011 21:45:00 | 1.4537 | 0.46 | 21.04.2011 23:00:00 | 1.45578 | \$ 10082.28 |
| 535 | Buy | 21.04.2011 21:40:00 | 1.45448 | 0.46 | 21.04.2011 23:00:00 | 1.45569 | \$ 5865.17 |
| 534 | Buy | 21.04.2011 21:25:00 | 1.45476 | 0.47 | 21.04.2011 23:00:00 | 1.45564 | \$ 4358.31 |
| 569 | Buy | 21.04.2011 21:50:00 | 1.65101 | 0.42 | 21.04.2011 23:13:00 | 1.65164 | \$ 2788.22 |
| 493 | Sell | 21.04.2011 21:25:00 | 0.95332 | 0.2 | 21.04.2011 23:30:00 | 0.95284 | \$ 520.15 |
| 530 | Sell | 22.04.2011 01:20:00 | 119.277 | 0.46 | 22.04.2011 02:35:00 | 119.115 | \$ 6903.27 |
| 529 | Sell | 22.04.2011 01:15:00 | 119.253 | 0.47 | 22.04.2011 02:35:00 | 119.105 | \$ 6395.48 |
| 528 | Sell | 22.04.2011 01:05:00 | 119.225 | 0.47 | 22.04.2011 02:35:00 | 119.109 | \$ 4891.61 |
| 571 | Buy | 22.04.2011 00:35:00 | 1.65109 | 0.42 | 22.04.2011 02:45:00 | 1.65191 | \$ 3629.11 |
| 570 | Buy | 21.04.2011 23:15:00 | 1.65127 | 0.42 | 22.04.2011 02:45:00 | 1.65193 | \$ 2741.77 |
| 568 | Buy | 21.04.2011 21:45:00 | 1.65207 | 0.43 | 22.04.2011 02:45:00 | 1.65192 | \$ -863.17 |
| 567 | Buy | 21.04.2011 21:25:00 | 1.65278 | 0.43 | 22.04.2011 02:45:00 | 1.65193 | \$ -4034.96 |
| 357 | Sell | 21.04.2011 22:05:00 | 0.88565 | 0.37 | 22.04.2011 03:05:00 | 0.8859 | \$ -1278.91 |
| 356 | Sell | 21.04.2011 21:50:00 | 0.88543 | 0.37 | 22.04.2011 03:05:00 | 0.88589 | \$ -2173.97 |
| 355 | Sell | 21.04.2011 21:45:00 | 0.8852 | 0.37 | 22.04.2011 03:05:00 | 0.88579 | \$ -2728.05 |
| 354 | Sell | 21.04.2011 21:25:00 | 0.88478 | 0.37 | 22.04.2011 03:05:00 | 0.88588 | \$ -4901.75 |
| 581 | Sell | 25.04.2011 01:05:00 | 1.07622 | 0.11 | 25.04.2011 02:05:00 | 1.07551 | \$ 687.45 |
| 580 | Sell | 25.04.2011 00:30:00 | 1.07604 | 0.11 | 25.04.2011 02:05:00 | 1.07555 | \$ 432.34 |
| 494 | Buy | 25.04.2011 00:30:00 | 0.9518 | 0.2 | 25.04.2011 02:47:00 | 0.95241 | \$ 727.4 |
| 531 | Sell | 25.04.2011 02:30:00 | 119.406 | 0.48 | 25.04.2011 04:55:00 | 119.774 | \$ -18237.2 |
| 535 | Buy | 25.04.2011 23:00:00 | 119.109 | 0.46 | 25.04.2011 23:55:00 | 119.269 | \$ 6812.14 |
| 534 | Buy | 25.04.2011 22:55:00 | 119.119 | 0.46 | 25.04.2011 23:55:00 | 119.258 | \$ 5846.03 |
| 533 | Buy | 25.04.2011 22:50:00 | 119.157 | 0.47 | 25.04.2011 23:55:00 | 119.263 | \$ 4422.0 |
| 532 | Buy | 25.04.2011 22:30:00 | 119.191 | 0.47 | 25.04.2011 23:55:00 | 119.264 | \$ 2870.84 |
| 536 | Sell | 26.04.2011 01:45:00 | 119.424 | 0.48 | 26.04.2011 02:10:00 | 119.142 | \$ 12962.77 |
| 582 | Sell | 25.04.2011 22:30:00 | 1.07256 | 0.11 | 26.04.2011 02:25:00 | 1.07179 | \$ 736.04 |
| 540 | Buy | 26.04.2011 23:05:00 | 119.332 | 0.47 | 27.04.2011 00:45:00 | 119.44 | \$ 4302.22 |
| 539 | Buy | 26.04.2011 22:40:00 | 119.376 | 0.47 | 27.04.2011 00:45:00 | 119.453 | \$ 2845.03 |
| 538 | Buy | 26.04.2011 21:50:00 | 119.427 | 0.48 | 27.04.2011 00:45:00 | 119.454 | \$ 505.27 |
| 537 | Buy | 26.04.2011 21:25:00 | 119.483 | 0.48 | 27.04.2011 00:45:00 | 119.452 | \$ -2278.94 |
| 572 | Sell | 27.04.2011 02:00:00 | 1.65147 | 0.43 | 27.04.2011 03:15:00 | 1.65116 | \$ 1405.29 |
| 358 | Buy | 27.04.2011 21:30:00 | 0.87684 | 0.37 | 27.04.2011 21:54:00 | 0.87768 | \$ 3576.07 |
| 295 | Buy | 27.04.2011 21:30:00 | 82.185 | 0.28 | 27.04.2011 21:59:00 | 82.206 | \$ 242.18 |
| 541 | Buy | 27.04.2011 21:30:00 | 120.997 | 0.48 | 27.04.2011 22:01:00 | 121.141 | \$ 6331.27 |
| 299 | Buy | 27.04.2011 23:00:00 | 82.038 | 0.28 | 28.04.2011 00:10:00 | 82.186 | \$ 3651.18 |
| 298 | Buy | 27.04.2011 22:45:00 | 82.053 | 0.28 | 28.04.2011 00:10:00 | 82.201 | \$ 3651.18 |
| 297 | Buy | 27.04.2011 22:40:00 | 82.105 | 0.28 | 28.04.2011 00:10:00 | 82.187 | \$ 1803.18 |
| 296 | Buy | 27.04.2011 22:30:00 | 82.127 | 0.28 | 28.04.2011 00:10:00 | 82.204 | \$ 1663.18 |
| 362 | Buy | 27.04.2011 22:35:00 | 0.87431 | 0.36 | 28.04.2011 00:15:00 | 0.87521 | \$ 3713.27 |
| 361 | Buy | 27.04.2011 22:30:00 | 0.8752 | 0.37 | 28.04.2011 00:15:00 | 0.87505 | \$ -658.28 |
| 360 | Buy | 27.04.2011 22:15:00 | 0.8755 | 0.37 | 28.04.2011 00:15:00 | 0.87516 | \$ -1467.99 |
| 359 | Buy | 27.04.2011 22:10:00 | 0.8763 | 0.37 | 28.04.2011 00:15:00 | 0.87508 | \$ -5218.22 |
| 495 | Buy | 27.04.2011 22:00:00 | 0.95201 | 0.2 | 28.04.2011 08:00:00 | 0.947 | \$ -8418.67 |
| 498 | Buy | 27.04.2011 22:30:00 | 0.95154 | 0.2 | 28.04.2011 08:10:00 | 0.94757 | \$ -6757.38 |
| 497 | Buy | 27.04.2011 22:20:00 | 0.95173 | 0.2 | 28.04.2011 08:10:00 | 0.94748 | \$ -7204.65 |
| 496 | Buy | 27.04.2011 22:10:00 | 0.95183 | 0.2 | 28.04.2011 08:10:00 | 0.94753 | \$ -7284.52 |
| 540 | Sell | 29.04.2011 01:55:00 | 1.4842 | 0.46 | 29.04.2011 03:50:00 | 1.48255 | \$ 8001.6 |
| 539 | Sell | 29.04.2011 01:35:00 | 1.48416 | 0.46 | 29.04.2011 03:50:00 | 1.48256 | \$ 7759.14 |
| 538 | Sell | 29.04.2011 01:30:00 | 1.48349 | 0.47 | 29.04.2011 03:50:00 | 1.48258 | \$ 4508.94 |
| 545 | Sell | 29.04.2011 01:35:00 | 121.067 | 0.46 | 29.04.2011 03:50:00 | 120.875 | \$ 8275.04 |
| 544 | Sell | 29.04.2011 01:30:00 | 121.05 | 0.47 | 29.04.2011 03:50:00 | 120.866 | \$ 8079.06 |
| 543 | Sell | 29.04.2011 00:40:00 | 120.897 | 0.47 | 29.04.2011 03:50:00 | 120.873 | \$ 559.77 |
| 542 | Sell | 29.04.2011 00:30:00 | 120.877 | 0.48 | 29.04.2011 03:50:00 | 120.88 | \$ -724.19 |
| 584 | Sell | 28.04.2011 23:55:00 | 1.09281 | 0.11 | 29.04.2011 03:50:00 | 1.09196 | \$ 828.81 |
| 583 | Sell | 28.04.2011 23:00:00 | 1.09267 | 0.11 | 29.04.2011 03:50:00 | 1.09204 | \$ 573.7 |
| 541 | Buy | 02.05.2011 00:00:00 | 1.48136 | 0.48 | 02.05.2011 00:35:00 | 1.48169 | \$ 1669.14 |
| 542 | Sell | 02.05.2011 01:30:00 | 1.48364 | 0.48 | 02.05.2011 01:50:00 | 1.48049 | \$ 15939.96 |
| 546 | Sell | 02.05.2011 01:30:00 | 120.409 | 0.48 | 02.05.2011 02:17:00 | 120.263 | \$ 6430.05 |

| | | | | | | | |
|-----|------|---------------------|---------|------|---------------------|---------|--------------|
| 545 | Buy | 02.05.2011 02:10:00 | 1.47806 | 0.47 | 02.05.2011 02:23:00 | 1.47932 | \$ 6240.31 |
| 585 | Buy | 02.05.2011 02:05:00 | 1.09389 | 0.11 | 02.05.2011 02:24:00 | 1.09412 | \$ 130.75 |
| 586 | Buy | 02.05.2011 02:10:00 | 1.09358 | 0.11 | 02.05.2011 02:24:00 | 1.094 | \$ 351.01 |
| 573 | Buy | 02.05.2011 02:10:00 | 1.66768 | 0.43 | 02.05.2011 03:00:00 | 1.66912 | \$ 6524.82 |
| 543 | Buy | 02.05.2011 02:00:00 | 1.48012 | 0.48 | 02.05.2011 03:01:00 | 1.48074 | \$ 3135.96 |
| 544 | Buy | 02.05.2011 02:05:00 | 1.4793 | 0.48 | 02.05.2011 03:01:00 | 1.48068 | \$ 6980.04 |
| 587 | Buy | 02.05.2011 02:25:00 | 1.09352 | 0.11 | 02.05.2011 03:30:00 | 1.09947 | \$ 6761.39 |
| 363 | Sell | 02.05.2011 02:10:00 | 0.86631 | 0.37 | 02.05.2011 03:51:00 | 0.86387 | \$ 10396.0 |
| 138 | Buy | 02.05.2011 22:25:00 | 0.88977 | 0.18 | 02.05.2011 23:45:00 | 0.89082 | \$ 2350.34 |
| 137 | Buy | 02.05.2011 22:00:00 | 0.89 | 0.18 | 02.05.2011 23:45:00 | 0.89078 | \$ 1688.8 |
| 591 | Buy | 02.05.2011 23:20:00 | 1.09309 | 0.11 | 03.05.2011 01:35:00 | 1.09513 | \$ 2204.46 |
| 590 | Buy | 02.05.2011 23:15:00 | 1.09373 | 0.11 | 03.05.2011 01:35:00 | 1.09499 | \$ 1300.28 |
| 589 | Buy | 02.05.2011 23:05:00 | 1.09392 | 0.11 | 03.05.2011 01:35:00 | 1.09505 | \$ 1149.58 |
| 588 | Buy | 02.05.2011 23:00:00 | 1.09417 | 0.11 | 03.05.2011 01:35:00 | 1.09498 | \$ 778.64 |
| 549 | Buy | 02.05.2011 22:00:00 | 1.48461 | 0.47 | 03.05.2011 04:10:00 | 1.48084 | \$ -18947.73 |
| 548 | Buy | 02.05.2011 21:45:00 | 1.48508 | 0.48 | 03.05.2011 04:10:00 | 1.48095 | \$ -21171.76 |
| 547 | Buy | 02.05.2011 21:40:00 | 1.48546 | 0.48 | 03.05.2011 04:10:00 | 1.48082 | \$ -23751.34 |
| 546 | Buy | 02.05.2011 21:30:00 | 1.48579 | 0.48 | 03.05.2011 04:10:00 | 1.4808 | \$ -25521.64 |
| 550 | Buy | 02.05.2011 22:35:00 | 120.546 | 0.47 | 03.05.2011 05:55:00 | 120.042 | \$ -24467.49 |
| 549 | Buy | 02.05.2011 22:30:00 | 120.565 | 0.48 | 03.05.2011 05:55:00 | 120.055 | \$ -25276.11 |
| 548 | Buy | 02.05.2011 22:25:00 | 120.585 | 0.48 | 03.05.2011 05:55:00 | 120.04 | \$ -26956.27 |
| 547 | Buy | 02.05.2011 22:00:00 | 120.613 | 0.49 | 03.05.2011 05:55:00 | 120.045 | \$ -28644.96 |
| 550 | Buy | 03.05.2011 22:00:00 | 1.48204 | 0.46 | 03.05.2011 23:44:00 | 1.48224 | \$ 969.45 |
| 139 | Buy | 04.05.2011 00:00:00 | 0.89905 | 0.18 | 04.05.2011 01:45:00 | 0.89932 | \$ 439.22 |
| 574 | Sell | 04.05.2011 02:00:00 | 1.6492 | 0.44 | 04.05.2011 03:15:00 | 1.64769 | \$ 7004.3 |
| 367 | Sell | 04.05.2011 23:45:00 | 0.86187 | 0.37 | 05.05.2011 00:55:00 | 0.86102 | \$ 2990.12 |
| 366 | Sell | 04.05.2011 23:00:00 | 0.8617 | 0.37 | 05.05.2011 00:55:00 | 0.86092 | \$ 2691.77 |
| 365 | Sell | 04.05.2011 22:35:00 | 0.86146 | 0.38 | 05.05.2011 00:55:00 | 0.8609 | \$ 1801.5 |
| 364 | Sell | 04.05.2011 22:30:00 | 0.86083 | 0.38 | 05.05.2011 00:55:00 | 0.86097 | \$ -1262.66 |
| 578 | Buy | 04.05.2011 23:20:00 | 1.64899 | 0.42 | 05.05.2011 00:55:00 | 1.64951 | \$ 1763.69 |
| 577 | Buy | 04.05.2011 23:15:00 | 1.64932 | 0.43 | 05.05.2011 00:55:00 | 1.64949 | \$ 219.78 |
| 576 | Buy | 04.05.2011 22:35:00 | 1.64983 | 0.43 | 05.05.2011 00:55:00 | 1.64954 | \$ -1864.54 |
| 575 | Buy | 04.05.2011 22:30:00 | 1.65087 | 0.44 | 05.05.2011 00:55:00 | 1.64955 | \$ -6683.49 |
| 551 | Buy | 04.05.2011 23:00:00 | 119.451 | 0.46 | 05.05.2011 01:05:00 | 119.599 | \$ 5633.36 |
| 553 | Sell | 05.05.2011 01:50:00 | 119.654 | 0.46 | 05.05.2011 02:15:00 | 119.514 | \$ 5889.56 |
| 552 | Sell | 05.05.2011 01:30:00 | 119.64 | 0.46 | 05.05.2011 02:15:00 | 119.496 | \$ 6073.69 |
| 595 | Sell | 05.05.2011 02:20:00 | 1.07573 | 0.11 | 05.05.2011 03:00:00 | 1.07347 | \$ 2484.8 |
| 594 | Sell | 05.05.2011 01:50:00 | 1.07533 | 0.11 | 05.05.2011 03:00:00 | 1.07332 | \$ 2194.91 |
| 593 | Sell | 05.05.2011 01:45:00 | 1.07513 | 0.11 | 05.05.2011 03:00:00 | 1.07343 | \$ 1835.44 |
| 592 | Sell | 05.05.2011 01:30:00 | 1.07479 | 0.11 | 05.05.2011 03:00:00 | 1.07337 | \$ 1510.75 |
| 554 | Buy | 04.05.2011 23:15:00 | 1.48245 | 0.45 | 05.05.2011 04:00:00 | 1.48413 | \$ 7172.6 |
| 553 | Buy | 04.05.2011 23:05:00 | 1.4829 | 0.45 | 05.05.2011 04:00:00 | 1.48417 | \$ 5228.43 |
| 552 | Buy | 04.05.2011 22:35:00 | 1.48308 | 0.46 | 05.05.2011 04:00:00 | 1.48425 | \$ 4859.89 |
| 551 | Buy | 04.05.2011 22:05:00 | 1.48366 | 0.46 | 05.05.2011 04:00:00 | 1.48425 | \$ 2048.48 |
| 301 | Sell | 06.05.2011 01:05:00 | 80.41 | 0.29 | 06.05.2011 02:40:00 | 80.239 | \$ 4600.83 |
| 300 | Sell | 06.05.2011 01:00:00 | 80.326 | 0.29 | 06.05.2011 02:40:00 | 80.246 | \$ 1961.83 |
| 502 | Buy | 06.05.2011 01:00:00 | 0.9661 | 0.2 | 06.05.2011 04:35:00 | 0.96632 | \$ 104.42 |
| 501 | Buy | 06.05.2011 00:35:00 | 0.96645 | 0.2 | 06.05.2011 04:35:00 | 0.96641 | \$ -310.91 |
| 500 | Buy | 06.05.2011 00:05:00 | 0.96666 | 0.2 | 06.05.2011 04:35:00 | 0.96642 | \$ -630.38 |
| 499 | Buy | 06.05.2011 00:00:00 | 0.96688 | 0.2 | 06.05.2011 04:35:00 | 0.96634 | \$ -1109.6 |
| 596 | Sell | 06.05.2011 00:40:00 | 1.05938 | 0.12 | 06.05.2011 05:39:00 | 1.07231 | \$ -16504.71 |
| 597 | Sell | 06.05.2011 01:00:00 | 1.06019 | 0.11 | 06.05.2011 05:39:00 | 1.07312 | \$ -15129.32 |
| 556 | Sell | 06.05.2011 00:25:00 | 1.45459 | 0.48 | 06.05.2011 06:10:00 | 1.45391 | \$ 3441.01 |
| 555 | Sell | 05.05.2011 23:55:00 | 1.45408 | 0.48 | 06.05.2011 06:10:00 | 1.4539 | \$ 871.4 |
| 579 | Sell | 06.05.2011 02:30:00 | 1.63997 | 0.44 | 06.05.2011 06:10:00 | 1.63859 | \$ 6401.28 |
| 599 | Sell | 06.05.2011 01:50:00 | 1.06083 | 0.11 | 06.05.2011 07:15:00 | 1.06902 | \$ -9632.87 |
| 598 | Sell | 06.05.2011 01:05:00 | 1.06062 | 0.11 | 06.05.2011 07:15:00 | 1.06909 | \$ -9957.57 |
| 555 | Sell | 09.05.2011 00:40:00 | 116.005 | 0.47 | 09.05.2011 01:08:00 | 115.924 | \$ 3261.8 |
| 580 | Buy | 09.05.2011 00:00:00 | 1.63507 | 0.44 | 09.05.2011 01:29:00 | 1.63714 | \$ 9597.55 |
| 558 | Sell | 09.05.2011 01:15:00 | 1.43817 | 0.48 | 09.05.2011 01:55:00 | 1.43573 | \$ 12347.14 |

| | | | | | | | |
|-----|------|---------------------|---------|------|---------------------|---------|-------------|
| 557 | Sell | 09.05.2011 00:30:00 | 1.43759 | 0.48 | 09.05.2011 01:55:00 | 1.43564 | \$ 9867.6 |
| 556 | Sell | 09.05.2011 01:10:00 | 116.025 | 0.47 | 09.05.2011 02:15:00 | 115.954 | \$ 2791.64 |
| 557 | Sell | 09.05.2011 01:15:00 | 116.158 | 0.47 | 09.05.2011 02:15:00 | 115.94 | \$ 9700.08 |
| 558 | Sell | 09.05.2011 01:20:00 | 116.179 | 0.46 | 09.05.2011 02:15:00 | 115.954 | \$ 9815.52 |
| 581 | Buy | 09.05.2011 02:00:00 | 1.63493 | 0.44 | 09.05.2011 02:47:00 | 1.63705 | \$ 9829.38 |
| 559 | Sell | 09.05.2011 02:30:00 | 116.162 | 0.48 | 09.05.2011 04:10:00 | 115.831 | \$ 15330.4 |
| 554 | Sell | 09.05.2011 00:30:00 | 115.942 | 0.48 | 09.05.2011 04:10:00 | 115.828 | \$ 4915.42 |
| 559 | Sell | 09.05.2011 02:30:00 | 1.43838 | 0.49 | 09.05.2011 04:10:00 | 1.43685 | \$ 7903.56 |
| 141 | Sell | 09.05.2011 02:30:00 | 0.8786 | 0.19 | 09.05.2011 06:15:00 | 0.87845 | \$ 153.67 |
| 140 | Sell | 09.05.2011 01:15:00 | 0.87795 | 0.19 | 09.05.2011 06:15:00 | 0.87828 | \$ -1088.99 |
| 561 | Sell | 09.05.2011 21:40:00 | 1.4349 | 0.49 | 09.05.2011 22:17:00 | 1.43474 | \$ 826.51 |
| 503 | Buy | 09.05.2011 21:35:00 | 0.96362 | 0.2 | 09.05.2011 22:45:00 | 0.96386 | \$ 136.36 |
| 504 | Buy | 09.05.2011 21:40:00 | 0.96314 | 0.2 | 09.05.2011 22:45:00 | 0.96371 | \$ 663.5 |
| 305 | Buy | 09.05.2011 22:25:00 | 80.247 | 0.29 | 09.05.2011 23:55:00 | 80.357 | \$ 2831.83 |
| 304 | Buy | 09.05.2011 22:20:00 | 80.276 | 0.29 | 09.05.2011 23:55:00 | 80.352 | \$ 1845.83 |
| 303 | Buy | 09.05.2011 21:35:00 | 80.296 | 0.29 | 09.05.2011 23:55:00 | 80.349 | \$ 1178.83 |
| 302 | Buy | 09.05.2011 21:25:00 | 80.331 | 0.29 | 09.05.2011 23:55:00 | 80.347 | \$ 105.83 |
| 562 | Sell | 09.05.2011 23:55:00 | 115.369 | 0.48 | 10.05.2011 01:46:00 | 115.329 | \$ 1259.2 |
| 563 | Sell | 10.05.2011 00:00:00 | 115.412 | 0.48 | 10.05.2011 01:46:00 | 115.33 | \$ 3382.04 |
| 505 | Buy | 09.05.2011 23:30:00 | 0.96279 | 0.2 | 10.05.2011 01:53:00 | 0.96306 | \$ 128.05 |
| 506 | Buy | 09.05.2011 23:45:00 | 0.96257 | 0.2 | 10.05.2011 01:53:00 | 0.96296 | \$ 319.74 |
| 507 | Buy | 09.05.2011 23:55:00 | 0.96237 | 0.2 | 10.05.2011 01:53:00 | 0.96308 | \$ 830.91 |
| 508 | Buy | 10.05.2011 00:00:00 | 0.96184 | 0.2 | 10.05.2011 01:53:00 | 0.96306 | \$ 1701.81 |
| 565 | Sell | 10.05.2011 02:05:00 | 115.382 | 0.48 | 10.05.2011 03:00:00 | 115.198 | \$ 8278.14 |
| 564 | Sell | 10.05.2011 02:00:00 | 115.342 | 0.49 | 10.05.2011 03:00:00 | 115.184 | \$ 7176.78 |
| 561 | Sell | 09.05.2011 23:45:00 | 115.251 | 0.49 | 10.05.2011 03:00:00 | 115.196 | \$ 2020.95 |
| 560 | Sell | 09.05.2011 23:40:00 | 115.245 | 0.49 | 10.05.2011 03:00:00 | 115.187 | \$ 2167.98 |
| 564 | Sell | 09.05.2011 23:05:00 | 1.43566 | 0.48 | 10.05.2011 03:10:00 | 1.43491 | \$ 3755.78 |
| 563 | Sell | 09.05.2011 22:55:00 | 1.43508 | 0.49 | 10.05.2011 03:10:00 | 1.43493 | \$ 734.59 |
| 562 | Sell | 09.05.2011 22:20:00 | 1.43486 | 0.49 | 10.05.2011 03:10:00 | 1.43502 | \$ -866.79 |
| 560 | Sell | 09.05.2011 21:35:00 | 1.43397 | 0.5 | 10.05.2011 03:10:00 | 1.4349 | \$ -4943.26 |
| 585 | Sell | 09.05.2011 21:40:00 | 1.63914 | 0.43 | 10.05.2011 03:20:00 | 1.63958 | \$ -2137.32 |
| 584 | Sell | 09.05.2011 21:35:00 | 1.63853 | 0.43 | 10.05.2011 03:20:00 | 1.63957 | \$ -4857.24 |
| 583 | Sell | 09.05.2011 21:30:00 | 1.63776 | 0.44 | 10.05.2011 03:20:00 | 1.63957 | \$ -8541.93 |
| 582 | Sell | 09.05.2011 21:25:00 | 1.63763 | 0.44 | 10.05.2011 03:20:00 | 1.63966 | \$ -9562.42 |
| 368 | Buy | 11.05.2011 00:00:00 | 0.8795 | 0.38 | 11.05.2011 02:00:00 | 0.88014 | \$ 2797.36 |
| 589 | Sell | 10.05.2011 23:50:00 | 1.63681 | 0.42 | 11.05.2011 02:35:00 | 1.63655 | \$ 1011.82 |
| 588 | Sell | 10.05.2011 23:40:00 | 1.63657 | 0.43 | 11.05.2011 02:35:00 | 1.63649 | \$ 219.93 |
| 587 | Sell | 10.05.2011 22:10:00 | 1.6362 | 0.43 | 11.05.2011 02:35:00 | 1.63643 | \$ -1185.36 |
| 586 | Sell | 10.05.2011 22:05:00 | 1.63556 | 0.44 | 11.05.2011 02:35:00 | 1.63654 | \$ -4691.88 |
| 591 | Buy | 11.05.2011 21:30:00 | 1.63232 | 0.43 | 11.05.2011 22:10:00 | 1.63527 | \$ 13366.82 |
| 590 | Buy | 11.05.2011 21:25:00 | 1.6329 | 0.43 | 11.05.2011 22:10:00 | 1.6354 | \$ 11327.82 |
| 569 | Sell | 12.05.2011 00:25:00 | 115.133 | 0.49 | 12.05.2011 02:25:00 | 115.035 | \$ 4237.83 |
| 568 | Sell | 12.05.2011 00:20:00 | 115.109 | 0.49 | 12.05.2011 02:25:00 | 115.041 | \$ 2767.96 |
| 567 | Sell | 11.05.2011 23:00:00 | 115.075 | 0.5 | 12.05.2011 02:25:00 | 115.042 | \$ 740.12 |
| 566 | Sell | 11.05.2011 22:55:00 | 115.052 | 0.5 | 12.05.2011 02:25:00 | 115.052 | \$ -909.81 |
| 602 | Sell | 12.05.2011 01:50:00 | 1.07112 | 0.11 | 12.05.2011 02:30:00 | 1.06909 | \$ 2218.1 |
| 601 | Sell | 12.05.2011 01:45:00 | 1.07086 | 0.11 | 12.05.2011 02:30:00 | 1.06915 | \$ 1847.03 |
| 600 | Sell | 12.05.2011 01:40:00 | 1.07067 | 0.11 | 12.05.2011 02:30:00 | 1.06924 | \$ 1522.35 |
| 512 | Buy | 12.05.2011 01:45:00 | 0.95992 | 0.2 | 12.05.2011 02:35:00 | 0.96106 | \$ 1574.02 |
| 511 | Buy | 12.05.2011 01:15:00 | 0.96025 | 0.2 | 12.05.2011 02:35:00 | 0.96095 | \$ 871.17 |
| 510 | Buy | 12.05.2011 01:05:00 | 0.96049 | 0.2 | 12.05.2011 02:35:00 | 0.96091 | \$ 423.89 |
| 509 | Buy | 12.05.2011 01:00:00 | 0.96065 | 0.2 | 12.05.2011 02:35:00 | 0.96092 | \$ 184.29 |
| 566 | Sell | 12.05.2011 01:40:00 | 1.42101 | 0.49 | 12.05.2011 03:10:00 | 1.4193 | \$ 8833.39 |
| 565 | Sell | 12.05.2011 01:30:00 | 1.42055 | 0.5 | 12.05.2011 03:10:00 | 1.41948 | \$ 5640.13 |
| 372 | Buy | 12.05.2011 01:30:00 | 0.88565 | 0.37 | 12.05.2011 06:55:00 | 0.88528 | \$ -1580.5 |
| 371 | Buy | 12.05.2011 01:15:00 | 0.88595 | 0.38 | 12.05.2011 06:55:00 | 0.88527 | \$ -2980.02 |
| 370 | Buy | 12.05.2011 01:10:00 | 0.88623 | 0.38 | 12.05.2011 06:55:00 | 0.88521 | \$ -4468.14 |
| 369 | Buy | 12.05.2011 01:00:00 | 0.88634 | 0.38 | 12.05.2011 06:55:00 | 0.88518 | \$ -5080.89 |
| 603 | Buy | 13.05.2011 02:30:00 | 1.06558 | 0.11 | 13.05.2011 08:00:00 | 1.06353 | \$ -2512.23 |

| | | | | | | | |
|-----|------|---------------------|---------|------|---------------------|---------|-------------|
| 567 | Sell | 16.05.2011 00:00:00 | 1.40849 | 0.51 | 16.05.2011 00:05:00 | 1.4089 | \$ -2204.4 |
| 592 | Sell | 16.05.2011 00:00:00 | 1.62089 | 0.44 | 16.05.2011 00:40:00 | 1.61757 | \$ 15400.19 |
| 513 | Buy | 16.05.2011 00:00:00 | 0.96876 | 0.2 | 16.05.2011 02:16:00 | 0.96898 | \$ 104.42 |
| 568 | Buy | 16.05.2011 21:30:00 | 1.41859 | 0.5 | 16.05.2011 22:00:00 | 1.4188 | \$ 1106.44 |
| 604 | Buy | 16.05.2011 21:30:00 | 1.05888 | 0.11 | 16.05.2011 22:03:00 | 1.05963 | \$ 733.55 |
| 605 | Buy | 17.05.2011 00:00:00 | 1.05519 | 0.11 | 17.05.2011 01:27:00 | 1.05698 | \$ 1939.11 |
| 596 | Buy | 17.05.2011 00:05:00 | 1.61877 | 0.43 | 17.05.2011 01:55:00 | 1.62068 | \$ 8654.45 |
| 595 | Buy | 17.05.2011 00:00:00 | 1.61909 | 0.44 | 17.05.2011 01:55:00 | 1.62074 | \$ 7650.22 |
| 594 | Buy | 16.05.2011 22:50:00 | 1.61994 | 0.44 | 17.05.2011 01:55:00 | 1.62077 | \$ 3660.53 |
| 593 | Buy | 16.05.2011 22:00:00 | 1.62102 | 0.44 | 17.05.2011 01:55:00 | 1.62068 | \$ -1764.18 |
| 573 | Buy | 16.05.2011 22:50:00 | 114.475 | 0.49 | 17.05.2011 03:05:00 | 114.477 | \$ -684.92 |
| 572 | Buy | 16.05.2011 22:25:00 | 114.531 | 0.5 | 17.05.2011 03:05:00 | 114.486 | \$ -3049.18 |
| 571 | Buy | 16.05.2011 21:45:00 | 114.59 | 0.5 | 17.05.2011 03:05:00 | 114.488 | \$ -5899.4 |
| 570 | Buy | 16.05.2011 21:30:00 | 114.594 | 0.51 | 17.05.2011 03:05:00 | 114.472 | \$ -7037.41 |
| 572 | Buy | 16.05.2011 23:35:00 | 1.41724 | 0.49 | 17.05.2011 03:15:00 | 1.41687 | \$ -2198.55 |
| 571 | Buy | 16.05.2011 23:25:00 | 1.41754 | 0.49 | 17.05.2011 03:15:00 | 1.417 | \$ -3076.32 |
| 570 | Buy | 16.05.2011 22:50:00 | 1.41763 | 0.5 | 17.05.2011 03:15:00 | 1.41703 | \$ -3455.23 |
| 569 | Buy | 16.05.2011 22:45:00 | 1.4183 | 0.5 | 17.05.2011 03:15:00 | 1.41693 | \$ -7512.17 |
| 376 | Sell | 16.05.2011 22:50:00 | 0.88389 | 0.37 | 17.05.2011 06:35:00 | 0.88484 | \$ -4262.43 |
| 375 | Sell | 16.05.2011 22:45:00 | 0.88336 | 0.37 | 17.05.2011 06:35:00 | 0.88481 | \$ -6393.51 |
| 374 | Sell | 16.05.2011 21:45:00 | 0.88322 | 0.38 | 17.05.2011 06:35:00 | 0.88482 | \$ -7222.91 |
| 373 | Sell | 16.05.2011 21:30:00 | 0.88314 | 0.38 | 17.05.2011 06:35:00 | 0.88484 | \$ -7660.65 |
| 607 | Sell | 17.05.2011 22:00:00 | 1.06196 | 0.11 | 17.05.2011 22:37:00 | 1.06173 | \$ 130.84 |
| 378 | Buy | 17.05.2011 22:00:00 | 0.88045 | 0.37 | 18.05.2011 01:30:00 | 0.88088 | \$ 1823.69 |
| 377 | Buy | 17.05.2011 21:40:00 | 0.88071 | 0.37 | 18.05.2011 01:30:00 | 0.88089 | \$ 758.28 |
| 516 | Buy | 17.05.2011 23:35:00 | 0.97171 | 0.2 | 18.05.2011 02:30:00 | 0.97232 | \$ 671.18 |
| 515 | Buy | 17.05.2011 23:25:00 | 0.97213 | 0.2 | 18.05.2011 02:30:00 | 0.97227 | \$ -79.6 |
| 514 | Buy | 17.05.2011 22:00:00 | 0.97265 | 0.2 | 18.05.2011 02:30:00 | 0.97233 | \$ -814.41 |
| 609 | Sell | 17.05.2011 23:30:00 | 1.06254 | 0.11 | 18.05.2011 04:53:00 | 1.06236 | \$ 51.88 |
| 606 | Sell | 17.05.2011 21:55:00 | 1.06044 | 0.11 | 18.05.2011 08:00:00 | 1.06487 | \$ -5293.81 |
| 608 | Sell | 17.05.2011 22:40:00 | 1.06214 | 0.11 | 18.05.2011 08:45:00 | 1.06351 | \$ -1745.47 |
| 574 | Buy | 18.05.2011 21:40:00 | 1.42201 | 0.49 | 19.05.2011 00:00:00 | 1.42494 | \$ 14264.38 |
| 573 | Buy | 18.05.2011 21:30:00 | 1.42306 | 0.49 | 19.05.2011 00:00:00 | 1.42488 | \$ 8533.03 |
| 306 | Sell | 18.05.2011 22:30:00 | 81.696 | 0.29 | 19.05.2011 00:45:00 | 81.64 | \$ 904.78 |
| 144 | Buy | 18.05.2011 22:05:00 | 0.88096 | 0.19 | 19.05.2011 01:45:00 | 0.88155 | \$ 988.64 |
| 143 | Buy | 18.05.2011 21:40:00 | 0.88121 | 0.19 | 19.05.2011 01:45:00 | 0.88147 | \$ 135.17 |
| 142 | Buy | 18.05.2011 21:30:00 | 0.88127 | 0.19 | 19.05.2011 01:45:00 | 0.88153 | \$ 135.18 |
| 600 | Sell | 18.05.2011 23:25:00 | 1.6165 | 0.44 | 19.05.2011 01:50:00 | 1.61613 | \$ 1278.16 |
| 599 | Sell | 18.05.2011 22:50:00 | 1.61617 | 0.44 | 19.05.2011 01:50:00 | 1.61606 | \$ 72.12 |
| 598 | Sell | 18.05.2011 22:45:00 | 1.6161 | 0.45 | 19.05.2011 01:50:00 | 1.61614 | \$ -637.85 |
| 597 | Sell | 18.05.2011 22:40:00 | 1.6158 | 0.45 | 19.05.2011 01:50:00 | 1.61622 | \$ -2440.59 |
| 575 | Sell | 18.05.2011 22:35:00 | 116.313 | 0.49 | 19.05.2011 04:25:00 | 116.45 | \$ -7610.8 |
| 574 | Sell | 18.05.2011 22:30:00 | 116.299 | 0.49 | 19.05.2011 04:25:00 | 116.452 | \$ -8394.71 |
| 518 | Buy | 19.05.2011 00:00:00 | 0.96968 | 0.2 | 19.05.2011 08:20:00 | 0.96888 | \$ -1524.93 |
| 517 | Buy | 18.05.2011 23:00:00 | 0.9706 | 0.2 | 19.05.2011 08:20:00 | 0.96907 | \$ -2859.72 |
| 575 | Sell | 19.05.2011 02:30:00 | 1.42655 | 0.5 | 19.05.2011 08:30:00 | 1.42777 | \$ -6430.81 |
| 577 | Buy | 19.05.2011 21:45:00 | 116.611 | 0.48 | 19.05.2011 22:12:00 | 116.676 | \$ 2560.23 |
| 578 | Buy | 19.05.2011 22:40:00 | 116.634 | 0.48 | 19.05.2011 23:55:00 | 116.803 | \$ 7552.14 |
| 576 | Buy | 19.05.2011 21:30:00 | 116.69 | 0.49 | 19.05.2011 23:55:00 | 116.792 | \$ 4426.23 |
| 307 | Buy | 19.05.2011 21:30:00 | 81.562 | 0.29 | 20.05.2011 00:50:00 | 81.659 | \$ 2404.08 |
| 380 | Buy | 19.05.2011 23:00:00 | 0.88042 | 0.37 | 20.05.2011 00:55:00 | 0.88117 | \$ 3187.41 |
| 379 | Buy | 19.05.2011 21:30:00 | 0.88127 | 0.37 | 20.05.2011 00:55:00 | 0.88124 | \$ -136.66 |
| 612 | Sell | 19.05.2011 22:50:00 | 1.06721 | 0.11 | 20.05.2011 05:31:00 | 1.06708 | \$ -6.1 |
| 611 | Sell | 19.05.2011 22:30:00 | 1.06647 | 0.11 | 20.05.2011 07:25:00 | 1.06621 | \$ 144.65 |
| 610 | Sell | 19.05.2011 22:25:00 | 1.06624 | 0.11 | 20.05.2011 07:25:00 | 1.06617 | \$ -75.67 |
| 613 | Buy | 23.05.2011 00:05:00 | 1.06415 | 0.11 | 23.05.2011 01:05:00 | 1.06427 | \$ 3.24 |
| 603 | Buy | 23.05.2011 01:55:00 | 1.62128 | 0.44 | 23.05.2011 03:33:00 | 1.62178 | \$ 2318.25 |
| 604 | Buy | 23.05.2011 02:00:00 | 1.62106 | 0.44 | 23.05.2011 03:33:00 | 1.62179 | \$ 3384.65 |
| 602 | Buy | 23.05.2011 00:30:00 | 1.62208 | 0.45 | 23.05.2011 06:20:00 | 1.62157 | \$ -2418.36 |
| 601 | Buy | 23.05.2011 00:00:00 | 1.62229 | 0.45 | 23.05.2011 06:20:00 | 1.62164 | \$ -3082.21 |

| | | | | | | | |
|-----|------|---------------------|---------|------|---------------------|---------|--------------|
| 614 | Buy | 23.05.2011 01:10:00 | 1.06337 | 0.11 | 23.05.2011 11:15:00 | 1.05628 | \$ -8354.6 |
| 615 | Buy | 23.05.2011 01:20:00 | 1.06292 | 0.11 | 23.05.2011 11:20:00 | 1.05546 | \$ -8783.51 |
| 618 | Sell | 23.05.2011 21:55:00 | 1.05307 | 0.1 | 23.05.2011 22:45:00 | 1.05089 | \$ 2174.58 |
| 617 | Sell | 23.05.2011 21:40:00 | 1.05281 | 0.11 | 23.05.2011 22:45:00 | 1.05079 | \$ 2206.51 |
| 616 | Sell | 23.05.2011 21:35:00 | 1.05255 | 0.11 | 23.05.2011 22:45:00 | 1.05081 | \$ 1881.82 |
| 521 | Buy | 23.05.2011 21:40:00 | 0.97668 | 0.2 | 24.05.2011 00:00:00 | 0.97768 | \$ 1294.16 |
| 520 | Buy | 23.05.2011 21:35:00 | 0.97707 | 0.2 | 24.05.2011 00:00:00 | 0.97767 | \$ 655.2 |
| 519 | Buy | 23.05.2011 21:30:00 | 0.97724 | 0.2 | 24.05.2011 00:00:00 | 0.97775 | \$ 511.43 |
| 577 | Sell | 23.05.2011 22:05:00 | 1.40632 | 0.5 | 24.05.2011 00:05:00 | 1.4044 | \$ 10079.52 |
| 576 | Sell | 23.05.2011 21:40:00 | 1.40626 | 0.5 | 24.05.2011 00:05:00 | 1.40448 | \$ 9341.56 |
| 582 | Sell | 23.05.2011 23:10:00 | 115.254 | 0.48 | 24.05.2011 01:13:00 | 115.195 | \$ 2171.75 |
| 607 | Sell | 23.05.2011 23:35:00 | 1.61247 | 0.44 | 24.05.2011 01:30:00 | 1.61136 | \$ 5002.82 |
| 606 | Sell | 23.05.2011 23:10:00 | 1.61211 | 0.45 | 24.05.2011 01:30:00 | 1.61138 | \$ 3313.78 |
| 605 | Sell | 23.05.2011 22:00:00 | 1.61167 | 0.45 | 24.05.2011 01:30:00 | 1.61134 | \$ 1416.17 |
| 581 | Sell | 23.05.2011 21:40:00 | 115.201 | 0.49 | 24.05.2011 02:10:00 | 114.91 | \$ 13585.28 |
| 580 | Sell | 23.05.2011 21:35:00 | 115.083 | 0.5 | 24.05.2011 02:10:00 | 114.913 | \$ 7813.04 |
| 579 | Sell | 23.05.2011 21:25:00 | 115.067 | 0.5 | 24.05.2011 02:10:00 | 114.903 | \$ 7513.15 |
| 308 | Buy | 24.05.2011 21:35:00 | 81.87 | 0.29 | 24.05.2011 22:20:00 | 81.948 | \$ 1903.83 |
| 584 | Buy | 24.05.2011 23:10:00 | 115.482 | 0.5 | 24.05.2011 23:49:00 | 115.5 | \$ 322.55 |
| 585 | Buy | 25.05.2011 00:05:00 | 115.494 | 0.5 | 25.05.2011 01:00:00 | 115.659 | \$ 7672.55 |
| 583 | Buy | 24.05.2011 23:05:00 | 115.533 | 0.51 | 25.05.2011 01:00:00 | 115.649 | \$ 5095.78 |
| 609 | Buy | 24.05.2011 23:50:00 | 1.61755 | 0.45 | 25.05.2011 05:20:00 | 1.61676 | \$ -3938.12 |
| 608 | Buy | 24.05.2011 23:30:00 | 1.61787 | 0.45 | 25.05.2011 05:20:00 | 1.61693 | \$ -4649.41 |
| 579 | Buy | 25.05.2011 01:30:00 | 1.40945 | 0.5 | 25.05.2011 06:20:00 | 1.40663 | \$ -14857.88 |
| 578 | Buy | 25.05.2011 00:00:00 | 1.40985 | 0.5 | 25.05.2011 06:20:00 | 1.40647 | \$ -17808.38 |
| 619 | Sell | 25.05.2011 22:30:00 | 1.05417 | 0.11 | 26.05.2011 00:35:00 | 1.05252 | \$ 1714.52 |
| 610 | Buy | 26.05.2011 00:05:00 | 1.62677 | 0.45 | 26.05.2011 02:35:00 | 1.62872 | \$ 9246.66 |
| 586 | Sell | 26.05.2011 21:35:00 | 114.986 | 0.51 | 26.05.2011 21:52:00 | 114.956 | \$ 943.6 |
| 524 | Buy | 27.05.2011 00:00:00 | 0.97764 | 0.2 | 27.05.2011 01:20:00 | 0.97893 | \$ 1813.63 |
| 523 | Buy | 26.05.2011 21:35:00 | 0.97792 | 0.2 | 27.05.2011 01:20:00 | 0.97897 | \$ 1374.03 |
| 522 | Buy | 26.05.2011 21:30:00 | 0.97857 | 0.2 | 27.05.2011 01:20:00 | 0.97898 | \$ 351.69 |
| 589 | Sell | 27.05.2011 00:45:00 | 115.037 | 0.5 | 27.05.2011 01:30:00 | 114.823 | \$ 10124.82 |
| 588 | Sell | 27.05.2011 00:20:00 | 115.014 | 0.51 | 27.05.2011 01:30:00 | 114.822 | \$ 9205.41 |
| 587 | Sell | 26.05.2011 23:00:00 | 114.994 | 0.51 | 27.05.2011 01:30:00 | 114.807 | \$ 8836.83 |
| 613 | Buy | 27.05.2011 02:00:00 | 1.63812 | 0.44 | 27.05.2011 03:00:00 | 1.63907 | \$ 4404.68 |
| 612 | Buy | 27.05.2011 01:55:00 | 1.63827 | 0.45 | 27.05.2011 03:00:00 | 1.63911 | \$ 3983.17 |
| 611 | Buy | 27.05.2011 01:30:00 | 1.63842 | 0.45 | 27.05.2011 03:00:00 | 1.63906 | \$ 3034.8 |
| 621 | Buy | 27.05.2011 02:05:00 | 1.06209 | 0.11 | 27.05.2011 03:07:00 | 1.0622 | \$ -8.35 |
| 620 | Buy | 27.05.2011 02:00:00 | 1.06231 | 0.11 | 27.05.2011 04:25:00 | 1.06574 | \$ 3840.2 |
| 583 | Buy | 30.05.2011 02:15:00 | 1.42834 | 0.48 | 30.05.2011 04:20:00 | 1.42951 | \$ 5917.86 |
| 582 | Buy | 30.05.2011 02:10:00 | 1.42864 | 0.49 | 30.05.2011 04:20:00 | 1.42951 | \$ 4492.14 |
| 581 | Buy | 30.05.2011 02:05:00 | 1.429 | 0.49 | 30.05.2011 04:20:00 | 1.4295 | \$ 2581.68 |
| 580 | Buy | 30.05.2011 01:30:00 | 1.42912 | 0.49 | 30.05.2011 04:20:00 | 1.42965 | \$ 2736.59 |
| 381 | Buy | 31.05.2011 02:30:00 | 0.8484 | 0.37 | 31.05.2011 02:56:00 | 0.84867 | \$ 1146.94 |
| 586 | Sell | 31.05.2011 02:10:00 | 1.43398 | 0.48 | 31.05.2011 03:14:00 | 1.43375 | \$ 1163.87 |
| 587 | Sell | 31.05.2011 02:20:00 | 1.43433 | 0.48 | 31.05.2011 03:14:00 | 1.43366 | \$ 3390.41 |
| 614 | Sell | 31.05.2011 02:30:00 | 1.65045 | 0.45 | 31.05.2011 03:16:00 | 1.65025 | \$ 948.81 |
| 622 | Sell | 31.05.2011 02:30:00 | 1.07238 | 0.11 | 31.05.2011 05:45:00 | 1.07228 | \$ -19.9 |
| 585 | Sell | 31.05.2011 02:05:00 | 1.4329 | 0.49 | 31.05.2011 09:35:00 | 1.43704 | \$ -21386.11 |
| 584 | Sell | 31.05.2011 02:00:00 | 1.43169 | 0.5 | 31.05.2011 09:35:00 | 1.43691 | \$ -27515.41 |
| 145 | Sell | 31.05.2011 02:30:00 | 0.86911 | 0.19 | 31.05.2011 12:35:00 | 0.87401 | \$ -12920.19 |
| 624 | Sell | 31.05.2011 23:10:00 | 1.068 | 0.11 | 01.06.2011 00:35:00 | 1.06615 | \$ 1988.4 |
| 623 | Sell | 31.05.2011 23:00:00 | 1.06769 | 0.11 | 01.06.2011 00:35:00 | 1.06607 | \$ 1721.69 |
| 616 | Sell | 01.06.2011 01:40:00 | 1.64702 | 0.45 | 01.06.2011 02:47:00 | 1.64662 | \$ 1897.62 |
| 628 | Sell | 01.06.2011 02:15:00 | 1.06917 | 0.11 | 01.06.2011 03:15:00 | 1.06736 | \$ 1962.99 |
| 627 | Sell | 01.06.2011 01:50:00 | 1.06815 | 0.11 | 01.06.2011 03:15:00 | 1.06746 | \$ 664.25 |
| 626 | Sell | 01.06.2011 01:40:00 | 1.06803 | 0.11 | 01.06.2011 03:15:00 | 1.06736 | \$ 641.06 |
| 625 | Sell | 01.06.2011 01:30:00 | 1.068 | 0.11 | 01.06.2011 03:15:00 | 1.06743 | \$ 525.11 |
| 615 | Sell | 01.06.2011 01:30:00 | 1.64677 | 0.45 | 01.06.2011 08:20:00 | 1.64606 | \$ 3368.27 |
| 385 | Sell | 01.06.2011 22:25:00 | 0.84256 | 0.36 | 01.06.2011 23:50:00 | 0.84162 | \$ 3894.55 |

| | | | | | | | |
|-----|------|---------------------|---------|------|---------------------|---------|--------------|
| 384 | Sell | 01.06.2011 21:55:00 | 0.84238 | 0.37 | 01.06.2011 23:50:00 | 0.84168 | \$ 2979.82 |
| 383 | Sell | 01.06.2011 21:40:00 | 0.84219 | 0.37 | 01.06.2011 23:50:00 | 0.84175 | \$ 1871.65 |
| 382 | Sell | 01.06.2011 21:35:00 | 0.84191 | 0.37 | 01.06.2011 23:50:00 | 0.84177 | \$ 593.0 |
| 149 | Buy | 01.06.2011 22:45:00 | 0.87773 | 0.18 | 02.06.2011 01:00:00 | 0.87792 | \$ -43.46 |
| 148 | Buy | 01.06.2011 22:25:00 | 0.878 | 0.18 | 02.06.2011 01:00:00 | 0.87775 | \$ -1121.52 |
| 147 | Buy | 01.06.2011 22:20:00 | 0.87833 | 0.18 | 02.06.2011 01:00:00 | 0.87784 | \$ -1709.55 |
| 146 | Buy | 01.06.2011 22:00:00 | 0.8785 | 0.18 | 02.06.2011 01:00:00 | 0.87784 | \$ -2126.08 |
| 632 | Buy | 01.06.2011 22:00:00 | 1.06549 | 0.11 | 02.06.2011 01:40:00 | 1.06216 | \$ -4069.38 |
| 631 | Buy | 01.06.2011 21:45:00 | 1.06593 | 0.11 | 02.06.2011 01:40:00 | 1.06215 | \$ -4591.03 |
| 630 | Buy | 01.06.2011 21:40:00 | 1.06642 | 0.11 | 02.06.2011 01:40:00 | 1.06224 | \$ -5054.71 |
| 629 | Buy | 01.06.2011 21:35:00 | 1.0666 | 0.11 | 02.06.2011 01:40:00 | 1.06225 | \$ -5251.77 |
| 633 | Sell | 02.06.2011 02:00:00 | 1.06327 | 0.11 | 02.06.2011 03:15:00 | 1.06048 | \$ 3099.39 |
| 617 | Sell | 02.06.2011 02:00:00 | 1.63351 | 0.46 | 02.06.2011 03:30:00 | 1.63237 | \$ 5528.38 |
| 591 | Buy | 01.06.2011 22:15:00 | 1.43657 | 0.47 | 02.06.2011 04:00:00 | 1.4356 | \$ -5633.08 |
| 590 | Buy | 01.06.2011 21:50:00 | 1.43706 | 0.47 | 02.06.2011 04:00:00 | 1.43562 | \$ -7960.81 |
| 589 | Buy | 01.06.2011 21:45:00 | 1.43803 | 0.48 | 02.06.2011 04:00:00 | 1.43556 | \$ -13339.93 |
| 588 | Buy | 01.06.2011 21:40:00 | 1.43832 | 0.48 | 02.06.2011 04:00:00 | 1.43555 | \$ -14857.33 |
| 592 | Sell | 02.06.2011 02:10:00 | 116.123 | 0.51 | 02.06.2011 06:00:00 | 116.359 | \$ -12628.23 |
| 591 | Sell | 02.06.2011 02:05:00 | 116.055 | 0.51 | 02.06.2011 06:00:00 | 116.344 | \$ -15330.86 |
| 590 | Sell | 02.06.2011 02:00:00 | 116.024 | 0.52 | 02.06.2011 06:00:00 | 116.349 | \$ -17503.38 |
| 635 | Buy | 06.06.2011 00:15:00 | 1.07063 | 0.11 | 06.06.2011 01:05:00 | 1.07375 | \$ 3480.85 |
| 634 | Buy | 06.06.2011 00:00:00 | 1.07124 | 0.11 | 06.06.2011 01:05:00 | 1.07367 | \$ 2681.0 |
| 618 | Buy | 06.06.2011 00:30:00 | 1.6413 | 0.46 | 06.06.2011 01:50:00 | 1.64424 | \$ 14250.91 |
| 636 | Buy | 06.06.2011 21:55:00 | 1.07029 | 0.11 | 06.06.2011 22:49:00 | 1.07099 | \$ 675.58 |
| 150 | Buy | 06.06.2011 23:00:00 | 0.89094 | 0.18 | 07.06.2011 01:35:00 | 0.89155 | \$ 1176.72 |
| 387 | Buy | 07.06.2011 00:00:00 | 0.83441 | 0.38 | 07.06.2011 03:20:00 | 0.83524 | \$ 3628.95 |
| 386 | Buy | 06.06.2011 23:30:00 | 0.83512 | 0.38 | 07.06.2011 03:20:00 | 0.83536 | \$ 1041.38 |
| 638 | Sell | 07.06.2011 01:05:00 | 1.07307 | 0.11 | 07.06.2011 03:55:00 | 1.07222 | \$ 849.79 |
| 637 | Sell | 07.06.2011 01:00:00 | 1.07264 | 0.11 | 07.06.2011 03:55:00 | 1.07231 | \$ 246.8 |
| 639 | Sell | 07.06.2011 21:30:00 | 1.0735 | 0.11 | 07.06.2011 22:35:00 | 1.07252 | \$ 1000.53 |
| 593 | Buy | 07.06.2011 23:00:00 | 117.452 | 0.5 | 08.06.2011 00:45:00 | 117.71 | \$ 12086.2 |
| 620 | Buy | 07.06.2011 23:05:00 | 1.64355 | 0.46 | 08.06.2011 00:47:00 | 1.64382 | \$ 1112.46 |
| 389 | Buy | 07.06.2011 23:20:00 | 0.83565 | 0.38 | 08.06.2011 01:50:00 | 0.83687 | \$ 5330.65 |
| 388 | Buy | 07.06.2011 23:00:00 | 0.83607 | 0.38 | 08.06.2011 01:50:00 | 0.8368 | \$ 3186.02 |
| 619 | Buy | 07.06.2011 23:00:00 | 1.64386 | 0.46 | 08.06.2011 03:20:00 | 1.64456 | \$ 3196.77 |
| 525 | Sell | 07.06.2011 23:00:00 | 0.97542 | 0.2 | 08.06.2011 03:29:00 | 0.975 | \$ 364.84 |
| 597 | Sell | 09.06.2011 01:40:00 | 116.664 | 0.49 | 09.06.2011 02:50:00 | 116.533 | \$ 5847.37 |
| 596 | Sell | 09.06.2011 01:30:00 | 116.638 | 0.5 | 09.06.2011 02:50:00 | 116.525 | \$ 5066.83 |
| 595 | Sell | 09.06.2011 00:35:00 | 116.582 | 0.5 | 09.06.2011 02:50:00 | 116.519 | \$ 2567.11 |
| 594 | Sell | 09.06.2011 00:30:00 | 116.528 | 0.51 | 09.06.2011 02:50:00 | 116.537 | \$ -1053.32 |
| 642 | Sell | 09.06.2011 02:00:00 | 1.06439 | 0.11 | 09.06.2011 04:35:00 | 1.05934 | \$ 5720.06 |
| 641 | Sell | 09.06.2011 01:45:00 | 1.06404 | 0.11 | 09.06.2011 04:35:00 | 1.05941 | \$ 5233.03 |
| 640 | Sell | 09.06.2011 01:30:00 | 1.06354 | 0.11 | 09.06.2011 04:35:00 | 1.0594 | \$ 4664.83 |
| 595 | Sell | 09.06.2011 02:00:00 | 1.46003 | 0.45 | 09.06.2011 09:50:00 | 1.46078 | \$ -3558.03 |
| 594 | Sell | 09.06.2011 01:45:00 | 1.4594 | 0.46 | 09.06.2011 09:50:00 | 1.4608 | \$ -6789.24 |
| 593 | Sell | 09.06.2011 01:40:00 | 1.45925 | 0.47 | 09.06.2011 09:50:00 | 1.46098 | \$ -8571.94 |
| 592 | Sell | 09.06.2011 01:30:00 | 1.45917 | 0.47 | 09.06.2011 09:50:00 | 1.46095 | \$ -8819.69 |
| 599 | Sell | 10.06.2011 01:00:00 | 116.64 | 0.5 | 10.06.2011 02:23:00 | 116.609 | \$ 966.8 |
| 600 | Sell | 10.06.2011 01:05:00 | 116.664 | 0.5 | 10.06.2011 02:23:00 | 116.598 | \$ 2716.67 |
| 601 | Sell | 10.06.2011 01:10:00 | 116.742 | 0.49 | 10.06.2011 02:23:00 | 116.597 | \$ 6532.95 |
| 598 | Sell | 10.06.2011 00:00:00 | 116.571 | 0.51 | 10.06.2011 04:05:00 | 116.498 | \$ 3128.45 |
| 598 | Sell | 10.06.2011 01:30:00 | 1.45191 | 0.45 | 10.06.2011 06:55:00 | 1.4522 | \$ -1375.77 |
| 597 | Sell | 10.06.2011 01:20:00 | 1.45158 | 0.46 | 10.06.2011 06:55:00 | 1.45222 | \$ -3103.66 |
| 596 | Sell | 10.06.2011 01:05:00 | 1.45115 | 0.46 | 10.06.2011 06:55:00 | 1.45221 | \$ -5140.42 |
| 621 | Sell | 13.06.2011 01:00:00 | 1.62352 | 0.46 | 13.06.2011 02:41:00 | 1.62288 | \$ 3103.65 |
| 622 | Sell | 13.06.2011 01:05:00 | 1.62423 | 0.46 | 13.06.2011 02:41:00 | 1.62269 | \$ 7468.17 |
| 602 | Sell | 13.06.2011 02:30:00 | 115.226 | 0.52 | 13.06.2011 06:15:00 | 115.407 | \$ -10011.22 |
| 390 | Sell | 13.06.2011 21:25:00 | 0.83833 | 0.38 | 13.06.2011 22:45:00 | 0.83701 | \$ 5774.31 |
| 624 | Buy | 14.06.2011 02:05:00 | 1.63626 | 0.46 | 14.06.2011 03:02:00 | 1.63658 | \$ 1551.12 |
| 603 | Buy | 14.06.2011 02:30:00 | 115.478 | 0.51 | 14.06.2011 03:04:00 | 115.495 | \$ 278.04 |

| | | | | | | | |
|-----|------|---------------------|---------|------|---------------------|---------|--------------|
| 623 | Buy | 14.06.2011 02:00:00 | 1.63689 | 0.46 | 14.06.2011 04:55:00 | 1.63804 | \$ 5574.34 |
| 526 | Sell | 14.06.2011 23:30:00 | 0.96923 | 0.2 | 15.06.2011 00:00:00 | 0.96808 | \$ 1531.57 |
| 602 | Buy | 14.06.2011 22:30:00 | 1.44541 | 0.44 | 15.06.2011 01:20:00 | 1.44474 | \$ -3365.16 |
| 601 | Buy | 14.06.2011 22:10:00 | 1.44609 | 0.45 | 15.06.2011 01:20:00 | 1.44461 | \$ -7282.56 |
| 600 | Buy | 14.06.2011 22:05:00 | 1.44656 | 0.46 | 15.06.2011 01:20:00 | 1.44475 | \$ -9043.98 |
| 599 | Buy | 14.06.2011 22:00:00 | 1.44681 | 0.46 | 15.06.2011 01:20:00 | 1.44473 | \$ -10352.74 |
| 607 | Buy | 14.06.2011 22:30:00 | 116.33 | 0.5 | 15.06.2011 01:20:00 | 116.381 | \$ 1741.85 |
| 606 | Buy | 14.06.2011 22:15:00 | 116.353 | 0.5 | 15.06.2011 01:20:00 | 116.381 | \$ 591.72 |
| 605 | Buy | 14.06.2011 22:10:00 | 116.376 | 0.51 | 15.06.2011 01:20:00 | 116.37 | \$ -1130.52 |
| 604 | Buy | 14.06.2011 22:00:00 | 116.427 | 0.51 | 15.06.2011 01:20:00 | 116.386 | \$ -2915.79 |
| 645 | Buy | 15.06.2011 00:40:00 | 1.06749 | 0.11 | 15.06.2011 01:45:00 | 1.06899 | \$ 1602.95 |
| 644 | Buy | 15.06.2011 00:30:00 | 1.0677 | 0.11 | 15.06.2011 01:45:00 | 1.06895 | \$ 1313.14 |
| 643 | Buy | 14.06.2011 23:30:00 | 1.06789 | 0.11 | 15.06.2011 01:45:00 | 1.06885 | \$ 952.52 |
| 625 | Buy | 14.06.2011 23:30:00 | 1.63619 | 0.47 | 15.06.2011 02:10:00 | 1.63821 | \$ 9803.73 |
| 391 | Buy | 15.06.2011 02:00:00 | 0.84459 | 0.38 | 15.06.2011 03:30:00 | 0.84551 | \$ 4022.86 |
| 603 | Buy | 15.06.2011 02:30:00 | 1.44348 | 0.45 | 15.06.2011 08:15:00 | 1.4417 | \$ -8440.54 |
| 608 | Sell | 15.06.2011 23:00:00 | 114.845 | 0.52 | 16.06.2011 00:16:00 | 114.831 | \$ -217.09 |
| 530 | Buy | 15.06.2011 23:25:00 | 0.97835 | 0.2 | 16.06.2011 00:30:00 | 0.97926 | \$ 1037.93 |
| 529 | Buy | 15.06.2011 22:50:00 | 0.97853 | 0.2 | 16.06.2011 00:30:00 | 0.97929 | \$ 798.33 |
| 528 | Buy | 15.06.2011 22:45:00 | 0.97878 | 0.2 | 16.06.2011 00:30:00 | 0.97936 | \$ 510.79 |
| 527 | Buy | 15.06.2011 22:30:00 | 0.97912 | 0.2 | 16.06.2011 00:30:00 | 0.97936 | \$ -32.33 |
| 604 | Sell | 15.06.2011 23:35:00 | 1.41822 | 0.45 | 16.06.2011 01:07:00 | 1.41712 | \$ 5107.49 |
| 646 | Sell | 15.06.2011 23:30:00 | 1.05723 | 0.11 | 16.06.2011 01:20:00 | 1.05666 | \$ 462.16 |
| 647 | Sell | 15.06.2011 23:35:00 | 1.05756 | 0.11 | 16.06.2011 01:20:00 | 1.05666 | \$ 844.83 |
| 648 | Sell | 15.06.2011 23:40:00 | 1.05777 | 0.11 | 16.06.2011 01:20:00 | 1.0568 | \$ 926.0 |
| 626 | Sell | 15.06.2011 23:30:00 | 1.61886 | 0.47 | 16.06.2011 01:33:00 | 1.6187 | \$ 324.79 |
| 627 | Sell | 15.06.2011 23:35:00 | 1.619 | 0.47 | 16.06.2011 01:33:00 | 1.61876 | \$ 721.17 |
| 628 | Sell | 15.06.2011 23:40:00 | 1.61936 | 0.46 | 16.06.2011 01:33:00 | 1.61866 | \$ 2936.58 |
| 629 | Sell | 15.06.2011 23:50:00 | 1.61956 | 0.46 | 16.06.2011 01:33:00 | 1.61857 | \$ 4342.92 |
| 606 | Sell | 16.06.2011 02:00:00 | 1.4184 | 0.45 | 16.06.2011 02:41:00 | 1.41816 | \$ 1138.56 |
| 531 | Buy | 16.06.2011 02:00:00 | 0.97833 | 0.2 | 16.06.2011 03:10:00 | 0.97884 | \$ 567.67 |
| 651 | Sell | 16.06.2011 02:00:00 | 1.05743 | 0.11 | 16.06.2011 04:25:00 | 1.05674 | \$ 664.25 |
| 650 | Sell | 16.06.2011 01:50:00 | 1.05716 | 0.11 | 16.06.2011 04:25:00 | 1.05688 | \$ 188.82 |
| 649 | Sell | 16.06.2011 01:40:00 | 1.05666 | 0.11 | 16.06.2011 04:25:00 | 1.05682 | \$ -321.39 |
| 632 | Sell | 16.06.2011 02:00:00 | 1.61955 | 0.46 | 16.06.2011 05:35:00 | 1.62001 | \$ -2230.75 |
| 631 | Sell | 16.06.2011 01:50:00 | 1.61888 | 0.47 | 16.06.2011 05:35:00 | 1.62002 | \$ -5648.57 |
| 630 | Sell | 16.06.2011 01:35:00 | 1.6187 | 0.47 | 16.06.2011 05:35:00 | 1.62006 | \$ -6738.64 |
| 605 | Sell | 16.06.2011 01:50:00 | 1.41785 | 0.46 | 16.06.2011 07:20:00 | 1.41889 | \$ -5043.43 |
| 612 | Sell | 16.06.2011 23:55:00 | 114.61 | 0.5 | 17.06.2011 00:16:00 | 114.586 | \$ 515.4 |
| 611 | Sell | 16.06.2011 23:50:00 | 114.596 | 0.51 | 17.06.2011 01:55:00 | 114.405 | \$ 9042.81 |
| 610 | Sell | 16.06.2011 23:40:00 | 114.584 | 0.51 | 17.06.2011 01:55:00 | 114.406 | \$ 8379.84 |
| 609 | Sell | 16.06.2011 23:05:00 | 114.459 | 0.52 | 17.06.2011 01:55:00 | 114.391 | \$ 2824.86 |
| 610 | Sell | 16.06.2011 22:50:00 | 1.41899 | 0.44 | 17.06.2011 03:05:00 | 1.41906 | \$ -360.86 |
| 609 | Sell | 16.06.2011 22:40:00 | 1.41856 | 0.45 | 17.06.2011 03:05:00 | 1.41917 | \$ -2930.84 |
| 608 | Sell | 16.06.2011 22:35:00 | 1.41838 | 0.45 | 17.06.2011 03:05:00 | 1.41921 | \$ -3974.53 |
| 607 | Sell | 16.06.2011 22:30:00 | 1.41683 | 0.46 | 17.06.2011 03:05:00 | 1.4191 | \$ -11046.08 |
| 535 | Buy | 16.06.2011 23:40:00 | 0.98182 | 0.2 | 17.06.2011 03:10:00 | 0.98207 | \$ 96.11 |
| 534 | Buy | 16.06.2011 23:25:00 | 0.98246 | 0.2 | 17.06.2011 03:10:00 | 0.9821 | \$ -878.3 |
| 533 | Buy | 16.06.2011 23:20:00 | 0.98295 | 0.2 | 17.06.2011 03:10:00 | 0.98213 | \$ -1613.11 |
| 532 | Buy | 16.06.2011 23:00:00 | 0.98306 | 0.2 | 17.06.2011 03:10:00 | 0.98195 | \$ -2076.35 |
| 636 | Sell | 17.06.2011 00:20:00 | 1.61603 | 0.45 | 17.06.2011 03:10:00 | 1.61503 | \$ 4744.03 |
| 635 | Sell | 16.06.2011 23:40:00 | 1.61568 | 0.46 | 17.06.2011 03:10:00 | 1.61491 | \$ 3581.4 |
| 634 | Sell | 16.06.2011 23:05:00 | 1.6151 | 0.46 | 17.06.2011 03:10:00 | 1.61494 | \$ 623.24 |
| 633 | Sell | 16.06.2011 23:00:00 | 1.61471 | 0.47 | 17.06.2011 03:10:00 | 1.61499 | \$ -1543.37 |
| 655 | Sell | 17.06.2011 00:10:00 | 1.05572 | 0.11 | 17.06.2011 05:35:00 | 1.05452 | \$ 1255.65 |
| 654 | Sell | 17.06.2011 00:00:00 | 1.0555 | 0.11 | 17.06.2011 05:35:00 | 1.0544 | \$ 1139.69 |
| 653 | Sell | 16.06.2011 23:40:00 | 1.05526 | 0.11 | 17.06.2011 05:35:00 | 1.05448 | \$ 747.64 |
| 652 | Sell | 16.06.2011 23:05:00 | 1.05469 | 0.11 | 17.06.2011 05:35:00 | 1.05439 | \$ 191.03 |
| 614 | Buy | 20.06.2011 01:10:00 | 1.42678 | 0.44 | 20.06.2011 01:23:00 | 1.42712 | \$ 1576.41 |
| 613 | Buy | 20.06.2011 01:05:00 | 1.42719 | 0.44 | 20.06.2011 01:55:00 | 1.42898 | \$ 8299.33 |

| | | | | | | | |
|-----|------|---------------------|---------|------|---------------------|---------|--------------|
| 612 | Buy | 20.06.2011 00:50:00 | 1.4273 | 0.45 | 20.06.2011 01:55:00 | 1.42903 | \$ 8203.44 |
| 611 | Buy | 20.06.2011 00:40:00 | 1.42793 | 0.45 | 20.06.2011 01:55:00 | 1.42893 | \$ 4741.87 |
| 658 | Buy | 20.06.2011 01:05:00 | 1.05948 | 0.11 | 20.06.2011 01:55:00 | 1.06149 | \$ 2194.14 |
| 657 | Buy | 20.06.2011 00:50:00 | 1.05973 | 0.11 | 20.06.2011 01:55:00 | 1.06148 | \$ 1892.74 |
| 656 | Buy | 20.06.2011 00:32:00 | 1.06006 | 0.11 | 20.06.2011 01:55:00 | 1.06161 | \$ 1660.91 |
| 637 | Buy | 20.06.2011 00:30:00 | 1.61609 | 0.47 | 20.06.2011 02:28:00 | 1.61651 | \$ 2080.1 |
| 638 | Buy | 20.06.2011 00:40:00 | 1.61583 | 0.47 | 20.06.2011 02:28:00 | 1.61668 | \$ 4209.74 |
| 395 | Sell | 20.06.2011 22:10:00 | 0.847 | 0.38 | 20.06.2011 23:40:00 | 0.8459 | \$ 4811.3 |
| 394 | Sell | 20.06.2011 22:05:00 | 0.84683 | 0.38 | 20.06.2011 23:40:00 | 0.84605 | \$ 3410.54 |
| 393 | Sell | 20.06.2011 22:00:00 | 0.84634 | 0.38 | 20.06.2011 23:40:00 | 0.84597 | \$ 1615.82 |
| 392 | Sell | 20.06.2011 21:45:00 | 0.84589 | 0.38 | 20.06.2011 23:40:00 | 0.84599 | \$ -441.53 |
| 642 | Buy | 20.06.2011 22:10:00 | 1.61759 | 0.46 | 21.06.2011 00:20:00 | 1.62033 | \$ 13085.16 |
| 641 | Buy | 20.06.2011 22:05:00 | 1.6179 | 0.46 | 21.06.2011 00:20:00 | 1.62031 | \$ 11485.57 |
| 640 | Buy | 20.06.2011 22:00:00 | 1.61807 | 0.47 | 21.06.2011 00:20:00 | 1.62028 | \$ 10744.74 |
| 639 | Buy | 20.06.2011 21:30:00 | 1.61862 | 0.47 | 21.06.2011 00:20:00 | 1.62025 | \$ 7872.21 |
| 643 | Sell | 21.06.2011 22:00:00 | 1.62432 | 0.48 | 22.06.2011 00:20:00 | 1.62327 | \$ 5154.0 |
| 615 | Buy | 22.06.2011 01:05:00 | 1.43727 | 0.45 | 22.06.2011 01:27:00 | 1.43865 | \$ 6543.79 |
| 617 | Buy | 22.06.2011 02:10:00 | 1.43677 | 0.45 | 22.06.2011 02:52:00 | 1.43766 | \$ 4220.27 |
| 644 | Buy | 22.06.2011 02:00:00 | 1.62144 | 0.48 | 22.06.2011 02:52:00 | 1.62181 | \$ 1871.46 |
| 613 | Buy | 22.06.2011 02:00:00 | 115.352 | 0.52 | 22.06.2011 03:33:00 | 115.377 | \$ 700.22 |
| 614 | Buy | 22.06.2011 02:10:00 | 115.282 | 0.52 | 22.06.2011 03:33:00 | 115.383 | \$ 4652.5 |
| 616 | Buy | 22.06.2011 01:55:00 | 1.43765 | 0.46 | 22.06.2011 07:25:00 | 1.43707 | \$ -2811.4 |
| 396 | Sell | 22.06.2011 02:00:00 | 0.84202 | 0.39 | 22.06.2011 08:30:00 | 0.84193 | \$ 400.43 |
| 615 | Sell | 22.06.2011 21:25:00 | 115.672 | 0.52 | 22.06.2011 22:40:00 | 115.316 | \$ 17910.49 |
| 399 | Sell | 22.06.2011 22:20:00 | 0.8398 | 0.38 | 22.06.2011 23:50:00 | 0.83897 | \$ 3629.42 |
| 398 | Sell | 22.06.2011 22:05:00 | 0.83957 | 0.38 | 22.06.2011 23:50:00 | 0.83915 | \$ 1834.69 |
| 397 | Sell | 22.06.2011 22:00:00 | 0.83887 | 0.39 | 22.06.2011 23:50:00 | 0.83912 | \$ -1127.04 |
| 536 | Buy | 22.06.2011 21:30:00 | 0.97069 | 0.2 | 23.06.2011 00:08:00 | 0.97261 | \$ 2651.3 |
| 154 | Buy | 23.06.2011 01:30:00 | 0.89153 | 0.18 | 23.06.2011 02:35:00 | 0.89233 | \$ 1737.8 |
| 153 | Buy | 23.06.2011 01:05:00 | 0.892 | 0.18 | 23.06.2011 02:35:00 | 0.89243 | \$ 831.26 |
| 152 | Buy | 23.06.2011 00:45:00 | 0.89213 | 0.19 | 23.06.2011 02:35:00 | 0.89233 | \$ 282.59 |
| 151 | Buy | 23.06.2011 00:35:00 | 0.89236 | 0.19 | 23.06.2011 02:35:00 | 0.89237 | \$ -208.8 |
| 619 | Buy | 23.06.2011 01:05:00 | 115.082 | 0.51 | 23.06.2011 02:50:00 | 115.164 | \$ 3595.05 |
| 618 | Buy | 23.06.2011 01:00:00 | 115.156 | 0.52 | 23.06.2011 02:50:00 | 115.184 | \$ 857.18 |
| 617 | Buy | 22.06.2011 23:05:00 | 115.217 | 0.52 | 23.06.2011 02:50:00 | 115.165 | \$ -4009.83 |
| 616 | Buy | 22.06.2011 23:00:00 | 115.297 | 0.53 | 23.06.2011 02:50:00 | 115.17 | \$ -8062.28 |
| 662 | Buy | 22.06.2011 22:15:00 | 1.05845 | 0.11 | 23.06.2011 06:20:00 | 1.05468 | \$ -4579.43 |
| 661 | Buy | 22.06.2011 22:10:00 | 1.05878 | 0.11 | 23.06.2011 06:20:00 | 1.05481 | \$ -4811.27 |
| 660 | Buy | 22.06.2011 22:05:00 | 1.0591 | 0.11 | 23.06.2011 06:20:00 | 1.05479 | \$ -5205.4 |
| 659 | Buy | 22.06.2011 22:00:00 | 1.05922 | 0.11 | 23.06.2011 06:20:00 | 1.05478 | \$ -5356.09 |
| 618 | Buy | 22.06.2011 22:00:00 | 1.43771 | 0.46 | 23.06.2011 08:00:00 | 1.43029 | \$ -36777.99 |
| 619 | Buy | 22.06.2011 22:05:00 | 1.43757 | 0.45 | 23.06.2011 08:05:00 | 1.43104 | \$ -31758.19 |
| 620 | Buy | 22.06.2011 22:10:00 | 1.43748 | 0.45 | 23.06.2011 08:15:00 | 1.43054 | \$ -33702.37 |
| 621 | Buy | 22.06.2011 22:15:00 | 1.43689 | 0.44 | 23.06.2011 08:20:00 | 1.43081 | \$ -28966.03 |
| 403 | Sell | 23.06.2011 01:50:00 | 0.84101 | 0.38 | 23.06.2011 09:50:00 | 0.84075 | \$ 1134.31 |
| 402 | Sell | 23.06.2011 01:45:00 | 0.8404 | 0.38 | 23.06.2011 09:50:00 | 0.84067 | \$ -1185.69 |
| 401 | Sell | 23.06.2011 01:35:00 | 0.84035 | 0.39 | 23.06.2011 09:50:00 | 0.8407 | \$ -1576.29 |
| 400 | Sell | 23.06.2011 01:30:00 | 0.84011 | 0.39 | 23.06.2011 09:50:00 | 0.8407 | \$ -2654.51 |
| 625 | Sell | 23.06.2011 22:20:00 | 1.42461 | 0.4 | 23.06.2011 22:42:00 | 1.42405 | \$ 2361.47 |
| 666 | Sell | 23.06.2011 22:15:00 | 1.05173 | 0.11 | 23.06.2011 22:42:00 | 1.0515 | \$ 130.85 |
| 646 | Sell | 23.06.2011 22:10:00 | 1.60056 | 0.48 | 23.06.2011 22:48:00 | 1.60007 | \$ 2479.55 |
| 648 | Sell | 23.06.2011 23:05:00 | 1.60125 | 0.47 | 24.06.2011 00:12:00 | 1.60115 | \$ 339.49 |
| 623 | Sell | 23.06.2011 22:45:00 | 114.711 | 0.51 | 24.06.2011 01:00:00 | 114.701 | \$ -188.76 |
| 622 | Sell | 23.06.2011 22:20:00 | 114.693 | 0.52 | 24.06.2011 01:00:00 | 114.694 | \$ -764.34 |
| 621 | Sell | 23.06.2011 22:10:00 | 114.653 | 0.52 | 24.06.2011 01:00:00 | 114.709 | \$ -3624.17 |
| 620 | Sell | 23.06.2011 22:00:00 | 114.565 | 0.53 | 24.06.2011 01:00:00 | 114.707 | \$ -8251.37 |
| 158 | Sell | 23.06.2011 22:15:00 | 0.88982 | 0.18 | 24.06.2011 02:40:00 | 0.89042 | \$ -1720.83 |
| 157 | Sell | 23.06.2011 22:10:00 | 0.88921 | 0.19 | 24.06.2011 02:40:00 | 0.89034 | \$ -3188.55 |
| 156 | Sell | 23.06.2011 22:05:00 | 0.88899 | 0.19 | 24.06.2011 02:40:00 | 0.89024 | \$ -3499.21 |
| 155 | Sell | 23.06.2011 22:00:00 | 0.88854 | 0.19 | 24.06.2011 02:40:00 | 0.89044 | \$ -5181.99 |

| | | | | | | | |
|-----|------|---------------------|---------|------|---------------------|---------|--------------|
| 540 | Buy | 23.06.2011 22:50:00 | 0.97824 | 0.2 | 24.06.2011 02:40:00 | 0.97829 | \$ -223.37 |
| 539 | Buy | 23.06.2011 22:20:00 | 0.97872 | 0.2 | 24.06.2011 02:40:00 | 0.97837 | \$ -862.33 |
| 538 | Buy | 23.06.2011 22:10:00 | 0.979 | 0.2 | 24.06.2011 02:40:00 | 0.97837 | \$ -1309.6 |
| 537 | Buy | 23.06.2011 22:00:00 | 0.97937 | 0.2 | 24.06.2011 02:40:00 | 0.97832 | \$ -1980.51 |
| 626 | Sell | 23.06.2011 22:50:00 | 1.42491 | 0.4 | 24.06.2011 02:40:00 | 1.42578 | \$ -3701.6 |
| 624 | Sell | 23.06.2011 22:15:00 | 1.42391 | 0.41 | 24.06.2011 02:40:00 | 1.42574 | \$ -7943.59 |
| 623 | Sell | 23.06.2011 22:10:00 | 1.42377 | 0.41 | 24.06.2011 02:40:00 | 1.42588 | \$ -9153.85 |
| 622 | Sell | 23.06.2011 22:00:00 | 1.42169 | 0.42 | 24.06.2011 02:40:00 | 1.42575 | \$ -18011.25 |
| 650 | Sell | 24.06.2011 00:45:00 | 1.60174 | 0.47 | 24.06.2011 02:40:00 | 1.60132 | \$ 2081.05 |
| 649 | Sell | 24.06.2011 00:35:00 | 1.60155 | 0.47 | 24.06.2011 02:40:00 | 1.60143 | \$ 594.59 |
| 647 | Sell | 23.06.2011 23:00:00 | 1.60091 | 0.48 | 24.06.2011 02:40:00 | 1.6014 | \$ -2638.87 |
| 645 | Sell | 23.06.2011 22:00:00 | 1.59987 | 0.48 | 24.06.2011 02:40:00 | 1.60138 | \$ -7800.38 |
| 667 | Sell | 23.06.2011 22:50:00 | 1.05188 | 0.11 | 24.06.2011 02:40:00 | 1.05317 | \$ -1652.71 |
| 665 | Sell | 23.06.2011 22:10:00 | 1.05109 | 0.11 | 24.06.2011 02:40:00 | 1.05318 | \$ -2580.38 |
| 664 | Sell | 23.06.2011 22:05:00 | 1.05016 | 0.11 | 24.06.2011 02:40:00 | 1.05315 | \$ -3624.01 |
| 663 | Sell | 23.06.2011 22:00:00 | 1.05 | 0.11 | 24.06.2011 02:40:00 | 1.0531 | \$ -3751.56 |
| 624 | Sell | 24.06.2011 01:40:00 | 114.866 | 0.52 | 24.06.2011 03:06:00 | 114.843 | \$ 598.68 |
| 627 | Sell | 27.06.2011 00:35:00 | 1.41934 | 0.41 | 27.06.2011 01:30:00 | 1.41778 | \$ 6742.85 |
| 668 | Sell | 27.06.2011 21:35:00 | 1.04455 | 0.11 | 27.06.2011 22:15:00 | 1.04358 | \$ 988.94 |
| 625 | Buy | 27.06.2011 22:10:00 | 115.365 | 0.52 | 27.06.2011 22:45:00 | 115.537 | \$ 8344.15 |
| 671 | Sell | 28.06.2011 01:10:00 | 1.04548 | 0.11 | 28.06.2011 03:15:00 | 1.04537 | \$ -8.3 |
| 670 | Sell | 28.06.2011 01:05:00 | 1.04536 | 0.11 | 28.06.2011 03:15:00 | 1.04521 | \$ 38.08 |
| 669 | Sell | 28.06.2011 01:00:00 | 1.04528 | 0.11 | 28.06.2011 03:15:00 | 1.04528 | \$ -135.86 |
| 651 | Buy | 29.06.2011 02:00:00 | 1.59847 | 0.48 | 29.06.2011 04:00:00 | 1.59914 | \$ 3388.86 |
| 629 | Buy | 29.06.2011 02:25:00 | 116.38 | 0.51 | 29.06.2011 07:15:00 | 116.317 | \$ -3806.52 |
| 628 | Buy | 29.06.2011 02:05:00 | 116.393 | 0.51 | 29.06.2011 07:15:00 | 116.318 | \$ -4418.59 |
| 627 | Buy | 29.06.2011 01:50:00 | 116.41 | 0.52 | 29.06.2011 07:15:00 | 116.319 | \$ -5337.34 |
| 626 | Buy | 29.06.2011 01:00:00 | 116.442 | 0.52 | 29.06.2011 07:15:00 | 116.318 | \$ -7053.48 |
| 629 | Buy | 29.06.2011 02:30:00 | 1.43555 | 0.4 | 29.06.2011 07:25:00 | 1.43578 | \$ 969.45 |
| 628 | Buy | 29.06.2011 02:00:00 | 1.4356 | 0.4 | 29.06.2011 07:25:00 | 1.43575 | \$ 632.25 |
| 159 | Sell | 30.06.2011 02:00:00 | 0.90064 | 0.18 | 30.06.2011 04:05:00 | 0.89968 | \$ 2132.21 |
| 404 | Buy | 30.06.2011 02:00:00 | 0.83325 | 0.38 | 30.06.2011 08:35:00 | 0.83109 | \$ -9457.7 |
| 405 | Buy | 30.06.2011 21:45:00 | 0.83943 | 0.38 | 30.06.2011 22:35:00 | 0.84055 | \$ 4898.22 |
| 631 | Buy | 30.06.2011 22:05:00 | 116.758 | 0.51 | 30.06.2011 22:46:00 | 116.822 | \$ 2668.54 |
| 632 | Buy | 30.06.2011 23:00:00 | 116.731 | 0.51 | 01.07.2011 02:00:00 | 116.858 | \$ 5650.62 |
| 630 | Buy | 30.06.2011 22:00:00 | 116.841 | 0.51 | 01.07.2011 02:00:00 | 116.846 | \$ -571.9 |
| 632 | Buy | 01.07.2011 02:30:00 | 1.448 | 0.39 | 01.07.2011 04:20:00 | 1.44853 | \$ 2178.1 |
| 631 | Buy | 01.07.2011 01:00:00 | 1.4493 | 0.4 | 01.07.2011 04:20:00 | 1.44872 | \$ -2444.7 |
| 630 | Buy | 30.06.2011 23:00:00 | 1.45012 | 0.4 | 01.07.2011 04:20:00 | 1.4486 | \$ -6641.99 |
| 672 | Buy | 04.07.2011 00:00:00 | 1.07741 | 0.11 | 04.07.2011 02:35:00 | 1.07799 | \$ 536.47 |
| 633 | Sell | 04.07.2011 00:45:00 | 1.45418 | 0.4 | 04.07.2011 04:10:00 | 1.45469 | \$ -2150.62 |
| 406 | Buy | 04.07.2011 02:30:00 | 0.84668 | 0.38 | 04.07.2011 05:25:00 | 0.84749 | \$ 3541.41 |
| 160 | Sell | 04.07.2011 02:30:00 | 0.90637 | 0.18 | 04.07.2011 07:05:00 | 0.90519 | \$ 2671.79 |
| 634 | Sell | 04.07.2011 22:00:00 | 1.45476 | 0.4 | 05.07.2011 00:16:00 | 1.45421 | \$ 2286.43 |
| 653 | Buy | 05.07.2011 21:35:00 | 1.60536 | 0.48 | 05.07.2011 22:47:00 | 1.60565 | \$ 1466.82 |
| 654 | Buy | 05.07.2011 21:55:00 | 1.60513 | 0.47 | 05.07.2011 22:47:00 | 1.60545 | \$ 1584.84 |
| 655 | Buy | 05.07.2011 22:00:00 | 1.60456 | 0.47 | 05.07.2011 22:47:00 | 1.6055 | \$ 4655.47 |
| 634 | Buy | 05.07.2011 21:35:00 | 116.782 | 0.51 | 05.07.2011 23:01:00 | 116.855 | \$ 3127.45 |
| 635 | Buy | 05.07.2011 22:05:00 | 116.707 | 0.5 | 05.07.2011 23:01:00 | 116.855 | \$ 6816.46 |
| 633 | Buy | 05.07.2011 21:30:00 | 116.879 | 0.51 | 06.07.2011 01:05:00 | 116.963 | \$ 3456.9 |
| 656 | Buy | 05.07.2011 23:30:00 | 1.60489 | 0.48 | 06.07.2011 02:05:00 | 1.60663 | \$ 8596.08 |
| 652 | Buy | 05.07.2011 21:30:00 | 1.60609 | 0.48 | 06.07.2011 02:05:00 | 1.60664 | \$ 2577.06 |
| 639 | Sell | 07.07.2011 01:15:00 | 115.91 | 0.51 | 07.07.2011 03:10:00 | 115.863 | \$ 1805.81 |
| 638 | Sell | 06.07.2011 23:40:00 | 115.851 | 0.51 | 07.07.2011 03:10:00 | 115.862 | \$ -1493.07 |
| 637 | Sell | 06.07.2011 23:05:00 | 115.841 | 0.52 | 07.07.2011 03:10:00 | 115.861 | \$ -1990.23 |
| 636 | Sell | 06.07.2011 23:00:00 | 115.808 | 0.52 | 07.07.2011 03:10:00 | 115.858 | \$ -3550.1 |
| 638 | Sell | 07.07.2011 01:10:00 | 1.43214 | 0.39 | 07.07.2011 03:15:00 | 1.43122 | \$ 3782.57 |
| 637 | Sell | 06.07.2011 23:55:00 | 1.4319 | 0.4 | 07.07.2011 03:15:00 | 1.43135 | \$ 2220.68 |
| 636 | Sell | 06.07.2011 23:35:00 | 1.4317 | 0.4 | 07.07.2011 03:15:00 | 1.4313 | \$ 1588.13 |
| 635 | Sell | 06.07.2011 23:05:00 | 1.4315 | 0.4 | 07.07.2011 03:15:00 | 1.43131 | \$ 702.58 |

| | | | | | | | |
|-----|------|---------------------|---------|------|---------------------|---------|--------------|
| 659 | Sell | 06.07.2011 23:10:00 | 1.60007 | 0.48 | 07.07.2011 03:55:00 | 1.59992 | \$ 281.08 |
| 658 | Sell | 06.07.2011 23:05:00 | 1.59985 | 0.48 | 07.07.2011 03:55:00 | 1.59982 | \$ -326.16 |
| 657 | Sell | 06.07.2011 23:00:00 | 1.59954 | 0.49 | 07.07.2011 03:55:00 | 1.59988 | \$ -2244.26 |
| 639 | Sell | 11.07.2011 00:00:00 | 1.42037 | 0.41 | 11.07.2011 00:05:00 | 1.42056 | \$ -821.24 |
| 311 | Sell | 11.07.2011 01:55:00 | 80.665 | 0.29 | 11.07.2011 03:05:00 | 80.62 | \$ 946.83 |
| 310 | Sell | 11.07.2011 01:45:00 | 80.652 | 0.29 | 11.07.2011 03:05:00 | 80.614 | \$ 743.83 |
| 309 | Sell | 11.07.2011 01:30:00 | 80.632 | 0.29 | 11.07.2011 03:05:00 | 80.605 | \$ 424.83 |
| 660 | Buy | 11.07.2011 02:05:00 | 1.60221 | 0.49 | 11.07.2011 03:47:00 | 1.60305 | \$ 4337.23 |
| 640 | Sell | 11.07.2011 23:05:00 | 112.627 | 0.54 | 12.07.2011 00:17:00 | 112.597 | \$ 891.38 |
| 661 | Sell | 12.07.2011 01:30:00 | 1.59136 | 0.49 | 12.07.2011 02:05:00 | 1.59017 | \$ 6147.22 |
| 164 | Sell | 12.07.2011 01:15:00 | 0.88326 | 0.19 | 12.07.2011 02:30:00 | 0.88238 | \$ 2043.56 |
| 163 | Sell | 12.07.2011 01:10:00 | 0.88297 | 0.19 | 12.07.2011 02:30:00 | 0.88241 | \$ 1215.11 |
| 162 | Sell | 12.07.2011 01:00:00 | 0.88275 | 0.19 | 12.07.2011 02:30:00 | 0.88229 | \$ 956.23 |
| 161 | Sell | 11.07.2011 23:30:00 | 0.8823 | 0.19 | 12.07.2011 02:30:00 | 0.88237 | \$ -444.33 |
| 644 | Sell | 12.07.2011 01:10:00 | 112.829 | 0.52 | 12.07.2011 02:50:00 | 112.795 | \$ 1181.26 |
| 643 | Sell | 12.07.2011 00:40:00 | 1.40419 | 0.4 | 12.07.2011 02:55:00 | 1.40406 | \$ 548.19 |
| 643 | Sell | 12.07.2011 00:50:00 | 112.791 | 0.52 | 12.07.2011 03:15:00 | 112.614 | \$ 8617.52 |
| 642 | Sell | 12.07.2011 00:45:00 | 112.707 | 0.53 | 12.07.2011 03:15:00 | 112.603 | \$ 4914.62 |
| 641 | Sell | 12.07.2011 00:40:00 | 112.688 | 0.54 | 12.07.2011 03:15:00 | 112.6 | \$ 4143.45 |
| 642 | Sell | 12.07.2011 00:35:00 | 1.40356 | 0.41 | 12.07.2011 03:20:00 | 1.40117 | \$ 10330.4 |
| 641 | Sell | 12.07.2011 00:25:00 | 1.40336 | 0.41 | 12.07.2011 03:20:00 | 1.40105 | \$ 9984.61 |
| 640 | Sell | 11.07.2011 23:30:00 | 1.40311 | 0.42 | 12.07.2011 03:20:00 | 1.40115 | \$ 8643.9 |
| 644 | Sell | 12.07.2011 21:50:00 | 1.4044 | 0.43 | 12.07.2011 22:03:00 | 1.40379 | \$ 2765.24 |
| 166 | Sell | 12.07.2011 21:50:00 | 0.88103 | 0.19 | 12.07.2011 22:35:00 | 0.87814 | \$ 7247.21 |
| 165 | Sell | 12.07.2011 21:30:00 | 0.88079 | 0.19 | 12.07.2011 22:35:00 | 0.87806 | \$ 6832.99 |
| 542 | Buy | 12.07.2011 21:50:00 | 0.9635 | 0.2 | 12.07.2011 22:45:00 | 0.9653 | \$ 2628.31 |
| 541 | Buy | 12.07.2011 21:30:00 | 0.96373 | 0.2 | 12.07.2011 22:45:00 | 0.96511 | \$ 1957.4 |
| 673 | Sell | 12.07.2011 21:50:00 | 1.06335 | 0.11 | 12.07.2011 22:45:00 | 1.06 | \$ 3748.76 |
| 663 | Buy | 13.07.2011 00:05:00 | 1.59033 | 0.49 | 13.07.2011 00:20:00 | 1.59369 | \$ 17348.94 |
| 662 | Buy | 13.07.2011 00:00:00 | 1.5911 | 0.49 | 13.07.2011 00:20:00 | 1.59366 | \$ 13218.24 |
| 544 | Sell | 13.07.2011 00:00:00 | 0.96648 | 0.2 | 13.07.2011 00:25:00 | 0.96478 | \$ 2470.03 |
| 543 | Sell | 12.07.2011 23:00:00 | 0.96623 | 0.21 | 13.07.2011 00:25:00 | 0.96473 | \$ 2195.51 |
| 647 | Buy | 13.07.2011 01:20:00 | 1.39522 | 0.43 | 13.07.2011 02:20:00 | 1.39768 | \$ 11146.57 |
| 646 | Buy | 13.07.2011 01:15:00 | 1.39561 | 0.43 | 13.07.2011 02:20:00 | 1.39771 | \$ 9515.36 |
| 645 | Buy | 13.07.2011 00:45:00 | 1.3965 | 0.44 | 13.07.2011 02:20:00 | 1.39768 | \$ 5471.07 |
| 546 | Sell | 13.07.2011 01:50:00 | 0.96639 | 0.21 | 13.07.2011 02:45:00 | 0.96489 | \$ 2257.9 |
| 545 | Sell | 13.07.2011 01:30:00 | 0.96623 | 0.21 | 13.07.2011 02:45:00 | 0.96488 | \$ 2006.18 |
| 675 | Buy | 13.07.2011 01:15:00 | 1.05807 | 0.11 | 13.07.2011 02:45:00 | 1.06097 | \$ 3225.83 |
| 674 | Buy | 13.07.2011 01:10:00 | 1.05864 | 0.11 | 13.07.2011 02:45:00 | 1.06107 | \$ 2681.0 |
| 664 | Buy | 13.07.2011 02:00:00 | 1.59145 | 0.5 | 13.07.2011 03:05:00 | 1.59393 | \$ 13066.5 |
| 408 | Sell | 13.07.2011 02:05:00 | 0.83182 | 0.39 | 13.07.2011 03:20:00 | 0.8306 | \$ 5477.02 |
| 407 | Sell | 13.07.2011 02:00:00 | 0.83133 | 0.39 | 13.07.2011 03:20:00 | 0.8307 | \$ 2826.41 |
| 648 | Sell | 13.07.2011 02:30:00 | 110.935 | 0.53 | 13.07.2011 04:35:00 | 111.08 | \$ -8272.97 |
| 647 | Sell | 13.07.2011 02:15:00 | 110.918 | 0.54 | 13.07.2011 04:35:00 | 111.065 | \$ -8536.93 |
| 646 | Sell | 13.07.2011 02:05:00 | 110.877 | 0.55 | 13.07.2011 04:35:00 | 111.068 | \$ -11114.81 |
| 645 | Sell | 13.07.2011 02:00:00 | 110.795 | 0.55 | 13.07.2011 04:35:00 | 111.072 | \$ -15844.41 |
| 313 | Sell | 13.07.2011 02:05:00 | 79.391 | 0.3 | 13.07.2011 09:35:00 | 79.463 | \$ -2530.52 |
| 312 | Sell | 13.07.2011 02:00:00 | 79.307 | 0.3 | 13.07.2011 09:35:00 | 79.465 | \$ -5110.52 |
| 676 | Buy | 13.07.2011 21:30:00 | 1.07468 | 0.11 | 13.07.2011 22:04:00 | 1.0751 | \$ 351.0 |
| 679 | Buy | 13.07.2011 22:50:00 | 1.0737 | 0.11 | 14.07.2011 00:05:00 | 1.0784 | \$ 5239.01 |
| 678 | Buy | 13.07.2011 22:45:00 | 1.07378 | 0.11 | 14.07.2011 00:05:00 | 1.07827 | \$ 4995.58 |
| 677 | Buy | 13.07.2011 22:20:00 | 1.0739 | 0.11 | 14.07.2011 00:05:00 | 1.07842 | \$ 5030.35 |
| 649 | Buy | 14.07.2011 21:40:00 | 111.797 | 0.53 | 14.07.2011 22:51:00 | 111.827 | \$ 997.43 |
| 650 | Buy | 14.07.2011 21:55:00 | 111.776 | 0.53 | 14.07.2011 22:51:00 | 111.837 | \$ 2640.63 |
| 547 | Sell | 14.07.2011 23:00:00 | 0.96105 | 0.21 | 15.07.2011 00:41:00 | 0.96052 | \$ 567.68 |
| 170 | Buy | 14.07.2011 21:50:00 | 0.87575 | 0.19 | 15.07.2011 01:05:00 | 0.87634 | \$ 1190.37 |
| 169 | Buy | 14.07.2011 21:40:00 | 0.87606 | 0.19 | 15.07.2011 01:05:00 | 0.87623 | \$ 104.15 |
| 168 | Buy | 14.07.2011 21:35:00 | 0.87649 | 0.19 | 15.07.2011 01:05:00 | 0.87624 | \$ -982.08 |
| 167 | Buy | 14.07.2011 21:25:00 | 0.87672 | 0.19 | 15.07.2011 01:05:00 | 0.87626 | \$ -1525.2 |
| 652 | Sell | 15.07.2011 01:55:00 | 112.124 | 0.53 | 15.07.2011 02:36:00 | 112.097 | \$ 836.75 |

| | | | | | | | |
|-----|------|---------------------|---------|------|---------------------|---------|-------------|
| 651 | Sell | 15.07.2011 01:30:00 | 112.088 | 0.53 | 15.07.2011 03:00:00 | 111.878 | \$ 10535.91 |
| 649 | Sell | 15.07.2011 02:05:00 | 1.41625 | 0.43 | 15.07.2011 06:20:00 | 1.41693 | \$ -3082.57 |
| 648 | Sell | 15.07.2011 02:00:00 | 1.41559 | 0.44 | 15.07.2011 06:20:00 | 1.41687 | \$ -5937.42 |
| 653 | Sell | 18.07.2011 00:00:00 | 111.612 | 0.54 | 18.07.2011 00:05:00 | 111.601 | \$ -8.7 |
| 409 | Buy | 18.07.2011 00:30:00 | 0.8088 | 0.4 | 18.07.2011 01:50:00 | 0.81093 | \$ 9809.25 |
| 665 | Sell | 18.07.2011 22:05:00 | 1.60489 | 0.5 | 18.07.2011 22:48:00 | 1.60453 | \$ 1897.61 |
| 653 | Sell | 18.07.2011 23:40:00 | 1.41197 | 0.42 | 19.07.2011 00:45:00 | 1.41009 | \$ 8289.68 |
| 652 | Sell | 18.07.2011 22:55:00 | 1.41183 | 0.42 | 19.07.2011 00:45:00 | 1.41006 | \$ 7802.62 |
| 651 | Sell | 18.07.2011 22:40:00 | 1.41097 | 0.43 | 19.07.2011 00:45:00 | 1.41007 | \$ 4044.53 |
| 650 | Sell | 18.07.2011 22:05:00 | 1.40939 | 0.44 | 19.07.2011 00:45:00 | 1.41015 | \$ -3561.5 |
| 656 | Sell | 18.07.2011 22:55:00 | 111.618 | 0.53 | 19.07.2011 00:45:00 | 111.463 | \$ 7505.18 |
| 655 | Sell | 18.07.2011 22:50:00 | 111.549 | 0.53 | 19.07.2011 00:45:00 | 111.468 | \$ 3583.63 |
| 654 | Sell | 18.07.2011 22:40:00 | 111.509 | 0.54 | 19.07.2011 00:45:00 | 111.46 | \$ 1923.41 |
| 548 | Buy | 18.07.2011 21:25:00 | 0.95971 | 0.21 | 19.07.2011 04:35:00 | 0.95889 | \$ -1693.76 |
| 682 | Sell | 19.07.2011 02:30:00 | 1.06303 | 0.11 | 19.07.2011 04:35:00 | 1.0617 | \$ 1406.39 |
| 681 | Sell | 18.07.2011 22:05:00 | 1.06034 | 0.11 | 19.07.2011 04:35:00 | 1.06167 | \$ -1699.09 |
| 680 | Sell | 18.07.2011 22:00:00 | 1.05999 | 0.11 | 19.07.2011 04:35:00 | 1.06163 | \$ -2058.57 |
| 410 | Buy | 19.07.2011 02:30:00 | 0.81641 | 0.4 | 19.07.2011 06:35:00 | 0.81738 | \$ 4464.94 |
| 669 | Sell | 19.07.2011 02:20:00 | 1.6072 | 0.49 | 19.07.2011 06:35:00 | 1.60713 | \$ 361.6 |
| 668 | Sell | 19.07.2011 02:15:00 | 1.60668 | 0.49 | 19.07.2011 06:35:00 | 1.60728 | \$ -3099.43 |
| 667 | Sell | 19.07.2011 02:10:00 | 1.60652 | 0.5 | 19.07.2011 06:35:00 | 1.60719 | \$ -3531.67 |
| 666 | Sell | 19.07.2011 02:00:00 | 1.60583 | 0.5 | 19.07.2011 06:35:00 | 1.60726 | \$ -7537.75 |
| 655 | Buy | 19.07.2011 21:35:00 | 1.41231 | 0.44 | 19.07.2011 22:04:00 | 1.4128 | \$ 2271.88 |
| 317 | Sell | 19.07.2011 22:15:00 | 79.216 | 0.29 | 20.07.2011 00:00:00 | 79.163 | \$ 1058.48 |
| 316 | Sell | 19.07.2011 21:45:00 | 79.2 | 0.3 | 20.07.2011 00:00:00 | 79.155 | \$ 854.98 |
| 315 | Sell | 19.07.2011 21:35:00 | 79.195 | 0.3 | 20.07.2011 00:00:00 | 79.169 | \$ 284.98 |
| 314 | Sell | 19.07.2011 21:30:00 | 79.143 | 0.3 | 20.07.2011 00:00:00 | 79.168 | \$ -1245.02 |
| 670 | Buy | 19.07.2011 21:35:00 | 1.61109 | 0.5 | 20.07.2011 00:01:00 | 1.61206 | \$ 4897.32 |
| 656 | Buy | 19.07.2011 22:20:00 | 1.4122 | 0.44 | 20.07.2011 01:40:00 | 1.4164 | \$ 19214.6 |
| 654 | Buy | 19.07.2011 21:30:00 | 1.41284 | 0.44 | 20.07.2011 01:40:00 | 1.41626 | \$ 15598.13 |
| 657 | Sell | 20.07.2011 22:00:00 | 112.075 | 0.54 | 20.07.2011 23:25:00 | 111.952 | \$ 6036.82 |
| 661 | Sell | 21.07.2011 01:45:00 | 112.458 | 0.52 | 21.07.2011 03:35:00 | 112.29 | \$ 8151.23 |
| 660 | Sell | 21.07.2011 01:40:00 | 112.41 | 0.53 | 21.07.2011 03:35:00 | 112.298 | \$ 5340.17 |
| 659 | Sell | 21.07.2011 01:35:00 | 112.302 | 0.54 | 21.07.2011 03:35:00 | 112.289 | \$ 95.57 |
| 658 | Sell | 21.07.2011 01:30:00 | 112.241 | 0.54 | 21.07.2011 03:35:00 | 112.294 | \$ -3468.17 |
| 411 | Sell | 21.07.2011 02:00:00 | 0.82308 | 0.4 | 21.07.2011 04:10:00 | 0.82137 | \$ 7875.25 |
| 171 | Sell | 21.07.2011 22:00:00 | 0.88348 | 0.19 | 21.07.2011 23:15:00 | 0.88291 | \$ 1241.0 |
| 662 | Buy | 21.07.2011 23:00:00 | 112.767 | 0.54 | 21.07.2011 23:55:00 | 113.02 | \$ 13053.1 |
| 671 | Buy | 22.07.2011 00:30:00 | 1.63038 | 0.5 | 22.07.2011 01:23:00 | 1.6308 | \$ 2212.87 |
| 319 | Sell | 22.07.2011 01:25:00 | 78.568 | 0.3 | 22.07.2011 02:59:00 | 78.542 | \$ 409.48 |
| 320 | Sell | 22.07.2011 02:00:00 | 78.587 | 0.3 | 22.07.2011 02:59:00 | 78.546 | \$ 859.48 |
| 412 | Sell | 22.07.2011 02:00:00 | 0.8175 | 0.4 | 22.07.2011 04:45:00 | 0.81727 | \$ 1055.78 |
| 318 | Sell | 22.07.2011 01:00:00 | 78.549 | 0.3 | 22.07.2011 06:50:00 | 78.581 | \$ -1330.52 |
| 657 | Buy | 22.07.2011 02:15:00 | 1.44046 | 0.45 | 22.07.2011 07:55:00 | 1.43932 | \$ -5405.73 |
| 684 | Buy | 21.07.2011 22:50:00 | 1.08297 | 0.11 | 22.07.2011 08:45:00 | 1.08437 | \$ 1462.56 |
| 683 | Buy | 21.07.2011 22:45:00 | 1.08304 | 0.11 | 22.07.2011 08:45:00 | 1.08426 | \$ 1253.91 |
| 672 | Sell | 25.07.2011 00:30:00 | 1.63388 | 0.5 | 25.07.2011 00:45:00 | 1.63313 | \$ 3953.36 |
| 549 | Buy | 25.07.2011 00:00:00 | 0.9484 | 0.21 | 25.07.2011 01:05:00 | 0.94962 | \$ 1786.91 |
| 658 | Sell | 25.07.2011 00:30:00 | 1.44135 | 0.45 | 25.07.2011 01:28:00 | 1.4383 | \$ 14469.31 |
| 413 | Buy | 25.07.2011 00:30:00 | 0.8117 | 0.41 | 25.07.2011 01:49:00 | 0.81325 | \$ 7315.53 |
| 685 | Buy | 25.07.2011 02:30:00 | 1.08175 | 0.11 | 25.07.2011 04:20:00 | 1.08282 | \$ 1104.49 |
| 673 | Sell | 25.07.2011 21:25:00 | 1.63108 | 0.5 | 25.07.2011 22:38:00 | 1.62999 | \$ 5745.55 |
| 659 | Sell | 25.07.2011 21:30:00 | 1.43908 | 0.45 | 25.07.2011 22:39:00 | 1.43845 | \$ 2988.74 |
| 686 | Buy | 25.07.2011 22:30:00 | 1.08427 | 0.11 | 26.07.2011 01:05:00 | 1.08518 | \$ 894.56 |
| 414 | Sell | 26.07.2011 02:00:00 | 0.80693 | 0.41 | 26.07.2011 03:17:00 | 0.80616 | \$ 3632.57 |
| 553 | Sell | 25.07.2011 23:45:00 | 0.94645 | 0.21 | 26.07.2011 03:50:00 | 0.94665 | \$ -657.38 |
| 552 | Sell | 25.07.2011 23:20:00 | 0.94611 | 0.21 | 26.07.2011 03:50:00 | 0.94652 | \$ -1009.8 |
| 551 | Sell | 25.07.2011 23:05:00 | 0.94597 | 0.21 | 26.07.2011 03:50:00 | 0.94649 | \$ -1194.4 |
| 550 | Sell | 25.07.2011 23:00:00 | 0.94574 | 0.21 | 26.07.2011 03:50:00 | 0.94649 | \$ -1580.38 |
| 660 | Sell | 28.07.2011 00:10:00 | 1.43735 | 0.46 | 28.07.2011 01:05:00 | 1.43581 | \$ 7468.17 |

| | | | | | | | |
|-----|------|---------------------|---------|------|---------------------|---------|-------------|
| 662 | Sell | 28.07.2011 02:15:00 | 1.43741 | 0.45 | 28.07.2011 02:51:00 | 1.43717 | \$ 1138.57 |
| 661 | Sell | 28.07.2011 02:05:00 | 1.43721 | 0.46 | 28.07.2011 04:50:00 | 1.43628 | \$ 4509.99 |
| 555 | Sell | 28.07.2011 22:45:00 | 0.95217 | 0.21 | 28.07.2011 23:50:00 | 0.94996 | \$ 3449.41 |
| 554 | Sell | 28.07.2011 22:30:00 | 0.95147 | 0.21 | 28.07.2011 23:50:00 | 0.94996 | \$ 2274.68 |
| 690 | Buy | 28.07.2011 22:50:00 | 1.09797 | 0.11 | 28.07.2011 23:50:00 | 1.09986 | \$ 2055.03 |
| 689 | Buy | 28.07.2011 22:35:00 | 1.09814 | 0.11 | 28.07.2011 23:50:00 | 1.09995 | \$ 1962.3 |
| 688 | Buy | 28.07.2011 22:05:00 | 1.09838 | 0.11 | 28.07.2011 23:50:00 | 1.09975 | \$ 1452.25 |
| 687 | Buy | 28.07.2011 22:00:00 | 1.09916 | 0.11 | 28.07.2011 23:50:00 | 1.0999 | \$ 721.95 |
| 664 | Sell | 29.07.2011 00:05:00 | 1.43317 | 0.46 | 29.07.2011 01:50:00 | 1.4323 | \$ 4219.03 |
| 663 | Sell | 29.07.2011 00:00:00 | 1.43308 | 0.46 | 29.07.2011 01:50:00 | 1.43224 | \$ 4073.54 |
| 321 | Sell | 01.08.2011 00:30:00 | 77.519 | 0.31 | 01.08.2011 01:25:00 | 77.247 | \$ 8049.13 |
| 663 | Sell | 01.08.2011 00:30:00 | 111.313 | 0.55 | 01.08.2011 01:25:00 | 110.825 | \$ 26227.79 |
| 664 | Sell | 01.08.2011 00:35:00 | 111.35 | 0.55 | 01.08.2011 01:25:00 | 110.814 | \$ 28867.55 |
| 691 | Sell | 01.08.2011 01:30:00 | 1.10195 | 0.11 | 01.08.2011 01:37:00 | 1.10111 | \$ 838.19 |
| 666 | Buy | 01.08.2011 00:55:00 | 1.43526 | 0.46 | 01.08.2011 01:56:00 | 1.43581 | \$ 2665.98 |
| 667 | Buy | 01.08.2011 01:25:00 | 1.43483 | 0.46 | 01.08.2011 01:56:00 | 1.4358 | \$ 4701.83 |
| 665 | Buy | 01.08.2011 00:30:00 | 1.43569 | 0.47 | 01.08.2011 02:05:00 | 1.43739 | \$ 8419.46 |
| 677 | Buy | 01.08.2011 00:30:00 | 1.63907 | 0.49 | 01.08.2011 02:05:00 | 1.64192 | \$ 14715.62 |
| 676 | Buy | 01.08.2011 00:25:00 | 1.63946 | 0.49 | 01.08.2011 02:05:00 | 1.64186 | \$ 12392.1 |
| 675 | Buy | 01.08.2011 00:20:00 | 1.64 | 0.5 | 01.08.2011 02:05:00 | 1.64197 | \$ 10379.44 |
| 674 | Buy | 01.08.2011 00:15:00 | 1.64085 | 0.5 | 01.08.2011 02:05:00 | 1.64185 | \$ 5268.75 |
| 416 | Sell | 01.08.2011 00:35:00 | 0.79187 | 0.41 | 01.08.2011 02:16:00 | 0.79136 | \$ 2404.61 |
| 417 | Sell | 01.08.2011 00:50:00 | 0.79251 | 0.41 | 01.08.2011 02:16:00 | 0.79149 | \$ 4813.3 |
| 418 | Sell | 01.08.2011 00:55:00 | 0.79313 | 0.4 | 01.08.2011 02:16:00 | 0.79149 | \$ 7552.71 |
| 415 | Sell | 01.08.2011 00:30:00 | 0.79158 | 0.41 | 01.08.2011 06:15:00 | 0.79223 | \$ -3074.01 |
| 556 | Buy | 01.08.2011 02:30:00 | 0.95326 | 0.21 | 01.08.2011 10:25:00 | 0.95206 | \$ -2272.08 |
| 666 | Sell | 01.08.2011 21:50:00 | 110.071 | 0.57 | 01.08.2011 23:03:00 | 110.027 | \$ 1880.56 |
| 670 | Sell | 01.08.2011 22:40:00 | 1.42674 | 0.47 | 01.08.2011 23:25:00 | 1.42535 | \$ 6887.29 |
| 669 | Sell | 01.08.2011 22:15:00 | 1.42667 | 0.47 | 01.08.2011 23:25:00 | 1.42543 | \$ 6144.06 |
| 668 | Sell | 01.08.2011 22:00:00 | 1.42646 | 0.48 | 01.08.2011 23:25:00 | 1.42544 | \$ 5161.51 |
| 560 | Buy | 01.08.2011 22:40:00 | 0.9553 | 0.21 | 02.08.2011 00:42:00 | 0.95582 | \$ 553.78 |
| 679 | Sell | 01.08.2011 22:40:00 | 1.63046 | 0.51 | 02.08.2011 00:48:00 | 1.63014 | \$ 1551.22 |
| 668 | Sell | 02.08.2011 00:45:00 | 110.3 | 0.56 | 02.08.2011 01:31:00 | 110.24 | \$ 2742.3 |
| 669 | Sell | 02.08.2011 00:50:00 | 110.372 | 0.55 | 02.08.2011 01:31:00 | 110.25 | \$ 6102.89 |
| 673 | Sell | 02.08.2011 00:45:00 | 1.42686 | 0.47 | 02.08.2011 02:00:00 | 1.42637 | \$ 2427.89 |
| 672 | Sell | 02.08.2011 00:40:00 | 1.42586 | 0.48 | 02.08.2011 02:20:00 | 1.42488 | \$ 4959.1 |
| 671 | Sell | 02.08.2011 00:30:00 | 1.42574 | 0.48 | 02.08.2011 02:20:00 | 1.42476 | \$ 4959.09 |
| 694 | Sell | 02.08.2011 00:45:00 | 1.09782 | 0.11 | 02.08.2011 02:20:00 | 1.09646 | \$ 1441.18 |
| 693 | Sell | 02.08.2011 00:40:00 | 1.09751 | 0.11 | 02.08.2011 02:20:00 | 1.09639 | \$ 1162.88 |
| 692 | Sell | 01.08.2011 22:40:00 | 1.09732 | 0.11 | 02.08.2011 02:20:00 | 1.09635 | \$ 967.96 |
| 680 | Sell | 02.08.2011 00:55:00 | 1.63068 | 0.51 | 02.08.2011 02:35:00 | 1.63054 | \$ 752.72 |
| 422 | Sell | 01.08.2011 22:45:00 | 0.78294 | 0.41 | 02.08.2011 03:05:00 | 0.78312 | \$ -1086.57 |
| 421 | Sell | 01.08.2011 22:40:00 | 0.78272 | 0.41 | 02.08.2011 03:05:00 | 0.78308 | \$ -1936.7 |
| 420 | Sell | 01.08.2011 22:30:00 | 0.7824 | 0.42 | 02.08.2011 03:05:00 | 0.78309 | \$ -3580.53 |
| 419 | Sell | 01.08.2011 21:25:00 | 0.78202 | 0.42 | 02.08.2011 03:05:00 | 0.78304 | \$ -5177.11 |
| 325 | Sell | 02.08.2011 02:20:00 | 77.526 | 0.3 | 02.08.2011 03:20:00 | 77.236 | \$ 8329.48 |
| 324 | Sell | 02.08.2011 02:00:00 | 77.469 | 0.3 | 02.08.2011 03:20:00 | 77.253 | \$ 6109.48 |
| 323 | Sell | 01.08.2011 23:45:00 | 77.263 | 0.31 | 02.08.2011 03:20:00 | 77.253 | \$ -201.52 |
| 322 | Sell | 01.08.2011 23:30:00 | 77.245 | 0.31 | 02.08.2011 03:20:00 | 77.236 | \$ -232.52 |
| 671 | Sell | 02.08.2011 01:40:00 | 110.441 | 0.55 | 02.08.2011 03:20:00 | 110.177 | \$ 13912.61 |
| 670 | Sell | 02.08.2011 01:35:00 | 110.391 | 0.56 | 02.08.2011 03:20:00 | 110.194 | \$ 10413.81 |
| 667 | Sell | 02.08.2011 00:40:00 | 110.122 | 0.57 | 02.08.2011 03:20:00 | 110.178 | \$ -3819.76 |
| 665 | Sell | 01.08.2011 21:45:00 | 110.042 | 0.58 | 02.08.2011 03:20:00 | 110.197 | \$ -9757.64 |
| 561 | Buy | 02.08.2011 02:00:00 | 0.95543 | 0.21 | 02.08.2011 04:55:00 | 0.95617 | \$ 981.82 |
| 559 | Buy | 01.08.2011 22:25:00 | 0.95614 | 0.21 | 02.08.2011 04:55:00 | 0.95613 | \$ -335.17 |
| 558 | Buy | 01.08.2011 22:05:00 | 0.9562 | 0.21 | 02.08.2011 04:55:00 | 0.95613 | \$ -435.8 |
| 557 | Buy | 01.08.2011 22:00:00 | 0.95633 | 0.21 | 02.08.2011 04:55:00 | 0.95613 | \$ -653.85 |
| 678 | Sell | 01.08.2011 22:00:00 | 1.63019 | 0.51 | 02.08.2011 06:25:00 | 1.63095 | \$ -4255.47 |
| 681 | Sell | 02.08.2011 23:00:00 | 1.63067 | 0.51 | 03.08.2011 00:55:00 | 1.62797 | \$ 14347.46 |
| 326 | Sell | 03.08.2011 01:00:00 | 77.341 | 0.31 | 03.08.2011 01:50:00 | 77.281 | \$ 1477.13 |

| | | | | | | | |
|-----|------|---------------------|---------|------|---------------------|---------|--------------|
| 672 | Sell | 03.08.2011 01:00:00 | 109.742 | 0.59 | 03.08.2011 01:58:00 | 109.57 | \$ 9500.55 |
| 327 | Sell | 03.08.2011 02:00:00 | 77.34 | 0.31 | 03.08.2011 03:29:00 | 77.28 | \$ 1477.13 |
| 423 | Sell | 03.08.2011 02:15:00 | 0.76562 | 0.41 | 03.08.2011 07:40:00 | 0.76559 | \$ 137.59 |
| 698 | Sell | 04.08.2011 00:45:00 | 1.07698 | 0.11 | 04.08.2011 03:00:00 | 1.0754 | \$ 1696.29 |
| 697 | Sell | 04.08.2011 00:40:00 | 1.07667 | 0.11 | 04.08.2011 03:00:00 | 1.07541 | \$ 1325.22 |
| 696 | Sell | 03.08.2011 23:30:00 | 1.07578 | 0.12 | 04.08.2011 03:00:00 | 1.0755 | \$ 137.32 |
| 695 | Sell | 03.08.2011 23:15:00 | 1.07545 | 0.12 | 04.08.2011 03:00:00 | 1.07547 | \$ -242.18 |
| 328 | Sell | 03.08.2011 23:30:00 | 77.032 | 0.31 | 04.08.2011 03:05:00 | 77.034 | \$ -830.82 |
| 562 | Buy | 04.08.2011 01:30:00 | 0.96052 | 0.21 | 04.08.2011 03:15:00 | 0.96163 | \$ 1602.41 |
| 424 | Sell | 04.08.2011 02:00:00 | 0.77058 | 0.42 | 04.08.2011 03:45:00 | 0.76991 | \$ 3237.35 |
| 172 | Sell | 04.08.2011 01:00:00 | 0.87376 | 0.2 | 04.08.2011 04:05:00 | 0.87235 | \$ 3595.44 |
| 673 | Buy | 05.08.2011 00:00:00 | 111.149 | 0.58 | 05.08.2011 00:49:00 | 111.561 | \$ 23251.38 |
| 425 | Sell | 05.08.2011 01:00:00 | 0.76711 | 0.41 | 05.08.2011 01:20:00 | 0.76525 | \$ 8780.58 |
| 699 | Buy | 08.08.2011 00:00:00 | 1.04242 | 0.12 | 08.08.2011 00:16:00 | 1.04296 | \$ 534.67 |
| 700 | Buy | 08.08.2011 00:20:00 | 1.04209 | 0.12 | 08.08.2011 00:50:00 | 1.04258 | \$ 471.44 |
| 703 | Buy | 08.08.2011 01:15:00 | 1.03802 | 0.12 | 08.08.2011 01:30:00 | 1.03834 | \$ 256.46 |
| 426 | Buy | 08.08.2011 00:30:00 | 0.75712 | 0.41 | 08.08.2011 02:13:00 | 0.76076 | \$ 17185.22 |
| 427 | Buy | 08.08.2011 00:35:00 | 0.75641 | 0.41 | 08.08.2011 02:13:00 | 0.76085 | \$ 20963.09 |
| 428 | Buy | 08.08.2011 00:40:00 | 0.75622 | 0.41 | 08.08.2011 02:13:00 | 0.76077 | \$ 21482.55 |
| 429 | Buy | 08.08.2011 00:45:00 | 0.75592 | 0.4 | 08.08.2011 02:13:00 | 0.76079 | \$ 22432.88 |
| 702 | Buy | 08.08.2011 01:05:00 | 1.04059 | 0.12 | 08.08.2011 02:13:00 | 1.04086 | \$ 193.23 |
| 674 | Buy | 08.08.2011 02:00:00 | 1.42915 | 0.48 | 08.08.2011 02:28:00 | 1.43179 | \$ 13353.12 |
| 674 | Buy | 08.08.2011 02:00:00 | 111.848 | 0.58 | 08.08.2011 02:29:00 | 112.109 | \$ 14489.29 |
| 173 | Buy | 08.08.2011 02:00:00 | 0.87041 | 0.19 | 08.08.2011 02:30:00 | 0.87129 | \$ 2041.25 |
| 701 | Buy | 08.08.2011 01:00:00 | 1.04139 | 0.12 | 08.08.2011 02:40:00 | 1.04299 | \$ 1875.13 |
| 564 | Sell | 08.08.2011 00:30:00 | 0.98188 | 0.21 | 08.08.2011 02:47:00 | 0.98161 | \$ 193.75 |
| 565 | Sell | 08.08.2011 01:05:00 | 0.98502 | 0.21 | 08.08.2011 02:47:00 | 0.98163 | \$ 5429.65 |
| 566 | Sell | 08.08.2011 01:10:00 | 0.98542 | 0.21 | 08.08.2011 02:47:00 | 0.98166 | \$ 6050.57 |
| 563 | Sell | 08.08.2011 00:00:00 | 0.98146 | 0.21 | 08.08.2011 04:29:00 | 0.9811 | \$ 344.78 |
| 430 | Sell | 08.08.2011 22:00:00 | 0.75595 | 0.44 | 09.08.2011 00:04:00 | 0.75496 | \$ 4764.1 |
| 431 | Sell | 08.08.2011 22:15:00 | 0.75655 | 0.44 | 09.08.2011 00:04:00 | 0.75515 | \$ 6842.19 |
| 174 | Sell | 08.08.2011 22:55:00 | 0.86971 | 0.2 | 09.08.2011 00:55:00 | 0.86826 | \$ 3674.49 |
| 329 | Sell | 09.08.2011 01:00:00 | 77.839 | 0.31 | 09.08.2011 01:25:00 | 77.554 | \$ 8452.13 |
| 682 | Sell | 09.08.2011 21:30:00 | 1.62475 | 0.52 | 09.08.2011 21:51:00 | 1.62206 | \$ 14746.57 |
| 704 | Buy | 09.08.2011 22:00:00 | 1.00858 | 0.12 | 09.08.2011 22:08:00 | 1.01271 | \$ 5074.52 |
| 432 | Sell | 09.08.2011 23:00:00 | 0.72192 | 0.45 | 09.08.2011 23:30:00 | 0.72049 | \$ 7408.22 |
| 686 | Sell | 09.08.2011 22:45:00 | 1.62839 | 0.5 | 10.08.2011 01:50:00 | 1.63052 | \$ -11393.51 |
| 685 | Sell | 09.08.2011 22:40:00 | 1.6276 | 0.51 | 10.08.2011 01:50:00 | 1.6306 | \$ -16299.0 |
| 684 | Sell | 09.08.2011 22:35:00 | 1.62603 | 0.51 | 10.08.2011 01:50:00 | 1.63055 | \$ -24471.39 |
| 683 | Sell | 09.08.2011 22:30:00 | 1.62565 | 0.52 | 10.08.2011 01:50:00 | 1.63059 | \$ -27253.66 |
| 333 | Sell | 10.08.2011 00:50:00 | 77.208 | 0.31 | 10.08.2011 02:00:00 | 77.064 | \$ 4081.13 |
| 332 | Sell | 10.08.2011 00:45:00 | 77.166 | 0.31 | 10.08.2011 02:00:00 | 77.052 | \$ 3151.13 |
| 331 | Sell | 10.08.2011 00:35:00 | 77.145 | 0.31 | 10.08.2011 02:00:00 | 77.056 | \$ 2376.13 |
| 330 | Sell | 10.08.2011 00:30:00 | 77.121 | 0.32 | 10.08.2011 02:00:00 | 77.054 | \$ 1748.78 |
| 678 | Sell | 09.08.2011 23:00:00 | 110.339 | 0.57 | 10.08.2011 02:05:00 | 110.691 | \$ -20820.04 |
| 677 | Sell | 09.08.2011 22:55:00 | 110.231 | 0.58 | 10.08.2011 02:05:00 | 110.691 | \$ -27448.73 |
| 676 | Sell | 09.08.2011 22:50:00 | 110.068 | 0.59 | 10.08.2011 02:05:00 | 110.681 | \$ -36948.03 |
| 675 | Sell | 09.08.2011 22:45:00 | 110.028 | 0.6 | 10.08.2011 02:05:00 | 110.693 | \$ -40693.99 |
| 705 | Buy | 10.08.2011 02:30:00 | 1.03485 | 0.12 | 10.08.2011 02:43:00 | 1.03529 | \$ 408.21 |
| 706 | Sell | 10.08.2011 21:25:00 | 1.02737 | 0.12 | 10.08.2011 21:56:00 | 1.02537 | \$ 2381.8 |
| 707 | Sell | 10.08.2011 21:30:00 | 1.02772 | 0.12 | 10.08.2011 21:56:00 | 1.02532 | \$ 2887.8 |
| 675 | Sell | 10.08.2011 21:25:00 | 1.4229 | 0.49 | 10.08.2011 22:02:00 | 1.42089 | \$ 10383.11 |
| 676 | Sell | 10.08.2011 21:35:00 | 1.42313 | 0.49 | 10.08.2011 22:02:00 | 1.42078 | \$ 12139.46 |
| 679 | Sell | 10.08.2011 21:25:00 | 109.231 | 0.56 | 10.08.2011 22:02:00 | 109.129 | \$ 5100.24 |
| 680 | Sell | 10.08.2011 21:40:00 | 109.244 | 0.56 | 10.08.2011 22:02:00 | 109.126 | \$ 5996.22 |
| 687 | Sell | 10.08.2011 21:30:00 | 1.61729 | 0.5 | 10.08.2011 22:35:00 | 1.61445 | \$ 14970.06 |
| 337 | Sell | 10.08.2011 22:30:00 | 76.834 | 0.32 | 11.08.2011 00:45:00 | 76.803 | \$ 198.38 |
| 336 | Sell | 10.08.2011 22:05:00 | 76.808 | 0.32 | 11.08.2011 00:45:00 | 76.803 | \$ -633.62 |
| 335 | Sell | 10.08.2011 22:00:00 | 76.788 | 0.32 | 11.08.2011 00:45:00 | 76.795 | \$ -1017.62 |
| 334 | Sell | 10.08.2011 21:25:00 | 76.78 | 0.32 | 11.08.2011 00:45:00 | 76.805 | \$ -1593.62 |

| | | | | | | | |
|-----|------|---------------------|---------|------|---------------------|---------|--------------|
| 436 | Buy | 10.08.2011 23:40:00 | 0.72632 | 0.44 | 11.08.2011 00:50:00 | 0.72704 | \$ 3626.23 |
| 435 | Buy | 10.08.2011 23:20:00 | 0.72644 | 0.44 | 11.08.2011 00:50:00 | 0.72716 | \$ 3626.23 |
| 434 | Buy | 10.08.2011 23:15:00 | 0.72684 | 0.45 | 11.08.2011 00:50:00 | 0.72712 | \$ 1428.1 |
| 433 | Buy | 10.08.2011 23:00:00 | 0.72718 | 0.45 | 11.08.2011 00:50:00 | 0.72719 | \$ 28.67 |
| 681 | Sell | 11.08.2011 21:30:00 | 109.375 | 0.57 | 11.08.2011 21:54:00 | 109.295 | \$ 3936.49 |
| 569 | Buy | 11.08.2011 22:00:00 | 0.98661 | 0.21 | 11.08.2011 23:10:00 | 0.98749 | \$ 1216.64 |
| 570 | Buy | 11.08.2011 22:05:00 | 0.98553 | 0.21 | 11.08.2011 23:10:00 | 0.98748 | \$ 3011.32 |
| 568 | Buy | 11.08.2011 21:55:00 | 0.98764 | 0.22 | 12.08.2011 01:50:00 | 0.98569 | \$ -3759.98 |
| 567 | Buy | 11.08.2011 21:30:00 | 0.98861 | 0.22 | 12.08.2011 01:50:00 | 0.98556 | \$ -5692.84 |
| 677 | Buy | 12.08.2011 02:30:00 | 1.42154 | 0.5 | 12.08.2011 05:55:00 | 1.42027 | \$ -6691.32 |
| 682 | Buy | 15.08.2011 00:00:00 | 109.639 | 0.57 | 15.08.2011 00:05:00 | 109.64 | \$ -567.93 |
| 571 | Buy | 15.08.2011 00:00:00 | 0.98694 | 0.22 | 15.08.2011 03:23:00 | 0.98761 | \$ 905.58 |
| 679 | Buy | 15.08.2011 22:50:00 | 1.44357 | 0.49 | 16.08.2011 01:27:00 | 1.4438 | \$ 899.48 |
| 709 | Buy | 16.08.2011 02:00:00 | 1.04857 | 0.12 | 16.08.2011 05:05:00 | 1.0497 | \$ 1280.77 |
| 708 | Buy | 16.08.2011 01:30:00 | 1.04906 | 0.12 | 16.08.2011 05:05:00 | 1.04981 | \$ 800.23 |
| 575 | Sell | 16.08.2011 02:00:00 | 0.98137 | 0.21 | 16.08.2011 06:55:00 | 0.98075 | \$ 781.11 |
| 574 | Sell | 16.08.2011 01:50:00 | 0.98107 | 0.21 | 16.08.2011 06:55:00 | 0.98081 | \$ 176.97 |
| 573 | Sell | 16.08.2011 01:40:00 | 0.98099 | 0.21 | 16.08.2011 06:55:00 | 0.98072 | \$ 193.75 |
| 572 | Sell | 16.08.2011 01:30:00 | 0.98084 | 0.22 | 16.08.2011 06:55:00 | 0.98074 | \$ -95.9 |
| 678 | Buy | 15.08.2011 22:45:00 | 1.44425 | 0.49 | 16.08.2011 08:50:00 | 1.44137 | \$ -15158.62 |
| 682 | Buy | 16.08.2011 02:00:00 | 1.44322 | 0.48 | 16.08.2011 10:50:00 | 1.43988 | \$ -16893.72 |
| 681 | Buy | 16.08.2011 01:35:00 | 1.44378 | 0.48 | 16.08.2011 10:50:00 | 1.43991 | \$ -19574.46 |
| 680 | Buy | 16.08.2011 01:30:00 | 1.4441 | 0.49 | 16.08.2011 10:50:00 | 1.43983 | \$ -22047.61 |
| 688 | Buy | 16.08.2011 02:15:00 | 1.63764 | 0.5 | 16.08.2011 11:50:00 | 1.63518 | \$ -12961.12 |
| 577 | Buy | 16.08.2011 22:45:00 | 0.98061 | 0.22 | 17.08.2011 00:00:00 | 0.98198 | \$ 2073.72 |
| 576 | Buy | 16.08.2011 22:30:00 | 0.9808 | 0.22 | 17.08.2011 00:00:00 | 0.98191 | \$ 1616.87 |
| 710 | Sell | 16.08.2011 22:45:00 | 1.0482 | 0.12 | 17.08.2011 01:17:00 | 1.0478 | \$ 334.9 |
| 691 | Buy | 17.08.2011 02:00:00 | 1.64368 | 0.49 | 17.08.2011 05:50:00 | 1.64293 | \$ -3872.53 |
| 690 | Buy | 17.08.2011 01:55:00 | 1.64403 | 0.5 | 17.08.2011 05:50:00 | 1.64294 | \$ -5742.93 |
| 689 | Buy | 17.08.2011 00:40:00 | 1.64419 | 0.5 | 17.08.2011 05:50:00 | 1.64288 | \$ -6902.06 |
| 684 | Buy | 18.08.2011 00:00:00 | 1.44246 | 0.46 | 18.08.2011 00:36:00 | 1.44267 | \$ 1017.92 |
| 683 | Buy | 17.08.2011 23:00:00 | 1.44353 | 0.47 | 18.08.2011 02:10:00 | 1.44348 | \$ -1076.66 |
| 711 | Buy | 18.08.2011 01:05:00 | 1.05344 | 0.12 | 18.08.2011 02:10:00 | 1.05504 | \$ 1875.12 |
| 695 | Buy | 18.08.2011 00:50:00 | 1.65358 | 0.48 | 18.08.2011 06:10:00 | 1.65231 | \$ -6423.66 |
| 694 | Buy | 17.08.2011 23:25:00 | 1.65421 | 0.49 | 18.08.2011 06:10:00 | 1.65228 | \$ -10592.63 |
| 693 | Buy | 17.08.2011 22:40:00 | 1.65476 | 0.49 | 18.08.2011 06:10:00 | 1.65219 | \$ -13897.2 |
| 692 | Buy | 17.08.2011 22:35:00 | 1.65554 | 0.5 | 18.08.2011 06:10:00 | 1.65223 | \$ -18079.69 |
| 685 | Sell | 18.08.2011 21:30:00 | 1.43302 | 0.47 | 18.08.2011 22:21:00 | 1.43265 | \$ 1833.31 |
| 579 | Buy | 18.08.2011 22:35:00 | 0.98927 | 0.22 | 18.08.2011 22:49:00 | 0.98968 | \$ 448.72 |
| 712 | Sell | 18.08.2011 22:35:00 | 1.0385 | 0.12 | 18.08.2011 22:50:00 | 1.03823 | \$ 193.34 |
| 686 | Sell | 18.08.2011 23:10:00 | 109.794 | 0.55 | 19.08.2011 00:35:00 | 109.635 | \$ 8018.52 |
| 685 | Sell | 18.08.2011 23:00:00 | 109.74 | 0.55 | 19.08.2011 00:35:00 | 109.622 | \$ 5763.75 |
| 684 | Sell | 18.08.2011 22:30:00 | 109.709 | 0.56 | 19.08.2011 00:35:00 | 109.625 | \$ 3964.74 |
| 683 | Sell | 18.08.2011 21:30:00 | 109.668 | 0.56 | 19.08.2011 00:35:00 | 109.634 | \$ 1165.0 |
| 716 | Sell | 18.08.2011 23:15:00 | 1.04103 | 0.12 | 19.08.2011 00:35:00 | 1.03722 | \$ 4648.56 |
| 715 | Sell | 18.08.2011 23:05:00 | 1.04025 | 0.12 | 19.08.2011 00:35:00 | 1.0372 | \$ 3687.16 |
| 714 | Sell | 18.08.2011 23:00:00 | 1.03957 | 0.12 | 19.08.2011 00:35:00 | 1.03739 | \$ 2586.61 |
| 713 | Sell | 18.08.2011 22:55:00 | 1.03933 | 0.12 | 19.08.2011 00:35:00 | 1.0374 | \$ 2270.36 |
| 689 | Sell | 18.08.2011 23:20:00 | 1.43401 | 0.46 | 19.08.2011 00:45:00 | 1.43208 | \$ 9321.65 |
| 688 | Sell | 18.08.2011 23:15:00 | 1.43388 | 0.46 | 19.08.2011 00:45:00 | 1.43204 | \$ 8885.2 |
| 687 | Sell | 18.08.2011 23:00:00 | 1.43365 | 0.47 | 19.08.2011 00:45:00 | 1.43213 | \$ 7492.79 |
| 686 | Sell | 18.08.2011 22:30:00 | 1.43353 | 0.47 | 19.08.2011 00:45:00 | 1.43208 | \$ 7145.95 |
| 699 | Sell | 18.08.2011 21:50:00 | 1.65044 | 0.47 | 19.08.2011 00:45:00 | 1.65054 | \$ -651.49 |
| 698 | Sell | 18.08.2011 21:45:00 | 1.64939 | 0.48 | 19.08.2011 00:45:00 | 1.65056 | \$ -6079.88 |
| 697 | Sell | 18.08.2011 21:40:00 | 1.64919 | 0.48 | 19.08.2011 00:45:00 | 1.65059 | \$ -7243.75 |
| 696 | Sell | 18.08.2011 21:30:00 | 1.64896 | 0.48 | 19.08.2011 00:45:00 | 1.65046 | \$ -7749.78 |
| 580 | Buy | 18.08.2011 23:00:00 | 0.98867 | 0.22 | 19.08.2011 02:15:00 | 0.99138 | \$ 4428.29 |
| 578 | Buy | 18.08.2011 22:30:00 | 0.98962 | 0.22 | 19.08.2011 02:15:00 | 0.99132 | \$ 2653.57 |
| 687 | Sell | 19.08.2011 02:00:00 | 109.736 | 0.57 | 19.08.2011 02:38:00 | 109.711 | \$ 799.5 |
| 440 | Sell | 22.08.2011 01:00:00 | 0.79009 | 0.44 | 22.08.2011 01:18:00 | 0.78981 | \$ 1414.78 |

| | | | | | | | |
|-----|------|---------------------|---------|------|---------------------|---------|-------------|
| 437 | Sell | 22.08.2011 00:30:00 | 0.78944 | 0.45 | 22.08.2011 01:40:00 | 0.78744 | \$ 10362.93 |
| 438 | Sell | 22.08.2011 00:50:00 | 0.78965 | 0.45 | 22.08.2011 01:40:00 | 0.78738 | \$ 11762.53 |
| 439 | Sell | 22.08.2011 00:55:00 | 0.78994 | 0.45 | 22.08.2011 01:40:00 | 0.78737 | \$ 13317.65 |
| 718 | Buy | 22.08.2011 01:05:00 | 1.03714 | 0.12 | 22.08.2011 01:51:00 | 1.03739 | \$ 167.94 |
| 719 | Buy | 22.08.2011 01:15:00 | 1.03649 | 0.12 | 22.08.2011 01:51:00 | 1.03742 | \$ 1027.85 |
| 584 | Sell | 22.08.2011 01:00:00 | 0.99138 | 0.21 | 22.08.2011 03:00:00 | 0.99043 | \$ 1334.91 |
| 583 | Sell | 22.08.2011 00:40:00 | 0.99114 | 0.22 | 22.08.2011 03:00:00 | 0.99037 | \$ 1082.02 |
| 582 | Sell | 22.08.2011 00:25:00 | 0.99105 | 0.22 | 22.08.2011 03:00:00 | 0.99033 | \$ 994.11 |
| 581 | Sell | 22.08.2011 00:05:00 | 0.99081 | 0.22 | 22.08.2011 03:00:00 | 0.99036 | \$ 519.43 |
| 692 | Buy | 22.08.2011 01:15:00 | 1.43637 | 0.47 | 22.08.2011 03:05:00 | 1.43758 | \$ 5992.68 |
| 691 | Buy | 22.08.2011 01:10:00 | 1.4367 | 0.48 | 22.08.2011 03:05:00 | 1.43766 | \$ 4855.68 |
| 690 | Buy | 22.08.2011 00:30:00 | 1.43719 | 0.48 | 22.08.2011 03:05:00 | 1.43769 | \$ 2529.0 |
| 717 | Buy | 22.08.2011 00:45:00 | 1.03787 | 0.12 | 22.08.2011 03:05:00 | 1.03966 | \$ 2115.39 |
| 341 | Sell | 22.08.2011 02:30:00 | 76.868 | 0.31 | 22.08.2011 03:55:00 | 76.738 | \$ 3647.13 |
| 340 | Sell | 22.08.2011 00:40:00 | 76.809 | 0.32 | 22.08.2011 03:55:00 | 76.724 | \$ 2324.78 |
| 339 | Sell | 22.08.2011 00:35:00 | 76.769 | 0.32 | 22.08.2011 03:55:00 | 76.738 | \$ 596.78 |
| 338 | Sell | 22.08.2011 00:30:00 | 76.759 | 0.32 | 22.08.2011 03:55:00 | 76.723 | \$ 756.78 |
| 176 | Buy | 22.08.2011 01:15:00 | 0.87165 | 0.2 | 22.08.2011 04:35:00 | 0.87236 | \$ 1685.88 |
| 175 | Buy | 22.08.2011 01:00:00 | 0.8722 | 0.2 | 22.08.2011 04:35:00 | 0.8723 | \$ 25.22 |
| 701 | Sell | 22.08.2011 21:50:00 | 1.64858 | 0.47 | 22.08.2011 23:55:00 | 1.64533 | \$ 16103.36 |
| 700 | Sell | 22.08.2011 21:30:00 | 1.64819 | 0.48 | 22.08.2011 23:55:00 | 1.64543 | \$ 13966.44 |
| 703 | Buy | 23.08.2011 00:05:00 | 1.64477 | 0.48 | 23.08.2011 02:00:00 | 1.6466 | \$ 9256.14 |
| 702 | Buy | 23.08.2011 00:00:00 | 1.6453 | 0.49 | 23.08.2011 02:00:00 | 1.64658 | \$ 6609.12 |
| 688 | Buy | 22.08.2011 21:25:00 | 110.265 | 0.57 | 23.08.2011 02:05:00 | 110.356 | \$ 4300.29 |
| 177 | Buy | 22.08.2011 21:30:00 | 0.87188 | 0.2 | 23.08.2011 02:15:00 | 0.87226 | \$ 681.33 |
| 723 | Buy | 23.08.2011 00:10:00 | 1.03951 | 0.12 | 23.08.2011 03:30:00 | 1.04046 | \$ 1053.15 |
| 722 | Buy | 23.08.2011 00:05:00 | 1.04019 | 0.12 | 23.08.2011 03:30:00 | 1.04034 | \$ 41.48 |
| 721 | Buy | 23.08.2011 00:00:00 | 1.04089 | 0.12 | 23.08.2011 03:30:00 | 1.04032 | \$ -869.02 |
| 720 | Buy | 22.08.2011 23:00:00 | 1.04135 | 0.12 | 23.08.2011 03:30:00 | 1.04036 | \$ -1426.83 |
| 725 | Buy | 25.08.2011 22:05:00 | 1.04251 | 0.12 | 25.08.2011 22:30:00 | 1.04284 | \$ 269.1 |
| 586 | Sell | 25.08.2011 22:05:00 | 0.98829 | 0.22 | 25.08.2011 22:41:00 | 0.98782 | \$ 554.59 |
| 704 | Sell | 25.08.2011 23:00:00 | 1.62916 | 0.49 | 26.08.2011 00:00:00 | 1.62809 | \$ 5364.69 |
| 693 | Sell | 25.08.2011 23:00:00 | 1.4387 | 0.48 | 26.08.2011 00:35:00 | 1.43733 | \$ 6893.16 |
| 724 | Buy | 25.08.2011 21:55:00 | 1.04276 | 0.12 | 26.08.2011 01:55:00 | 1.0439 | \$ 1266.74 |
| 444 | Buy | 25.08.2011 22:40:00 | 0.79303 | 0.45 | 26.08.2011 02:05:00 | 0.79415 | \$ 5794.3 |
| 443 | Buy | 25.08.2011 22:25:00 | 0.79336 | 0.45 | 26.08.2011 02:05:00 | 0.79421 | \$ 4394.88 |
| 442 | Buy | 25.08.2011 22:10:00 | 0.79371 | 0.46 | 26.08.2011 02:05:00 | 0.79414 | \$ 2267.29 |
| 441 | Buy | 25.08.2011 21:55:00 | 0.79405 | 0.46 | 26.08.2011 02:05:00 | 0.7942 | \$ 783.78 |
| 587 | Sell | 26.08.2011 00:00:00 | 0.98828 | 0.22 | 26.08.2011 03:00:00 | 0.9872 | \$ 1627.02 |
| 585 | Sell | 25.08.2011 22:00:00 | 0.98784 | 0.22 | 26.08.2011 03:00:00 | 0.98717 | \$ 840.83 |
| 726 | Sell | 26.08.2011 02:30:00 | 1.04454 | 0.12 | 26.08.2011 06:05:00 | 1.04689 | \$ -3120.97 |
| 445 | Buy | 29.08.2011 00:00:00 | 0.80684 | 0.47 | 29.08.2011 00:15:00 | 0.80807 | \$ 6653.8 |
| 705 | Buy | 29.08.2011 00:30:00 | 1.63368 | 0.49 | 29.08.2011 03:38:00 | 1.6342 | \$ 2684.96 |
| 706 | Buy | 29.08.2011 00:35:00 | 1.63354 | 0.49 | 29.08.2011 03:38:00 | 1.63403 | \$ 2530.05 |
| 707 | Buy | 29.08.2011 00:40:00 | 1.63235 | 0.48 | 29.08.2011 03:38:00 | 1.6342 | \$ 9357.3 |
| 694 | Buy | 29.08.2011 02:30:00 | 1.44842 | 0.48 | 29.08.2011 07:15:00 | 1.44931 | \$ 4501.62 |
| 447 | Buy | 29.08.2011 22:00:00 | 0.81522 | 0.46 | 29.08.2011 22:54:00 | 0.81542 | \$ 1055.04 |
| 446 | Buy | 29.08.2011 21:25:00 | 0.81584 | 0.47 | 30.08.2011 01:00:00 | 0.81616 | \$ 1721.09 |
| 689 | Buy | 29.08.2011 23:00:00 | 111.457 | 0.56 | 30.08.2011 01:10:00 | 111.603 | \$ 7298.19 |
| 711 | Sell | 30.08.2011 22:45:00 | 1.63153 | 0.48 | 30.08.2011 23:00:00 | 1.63027 | \$ 6375.99 |
| 710 | Sell | 30.08.2011 21:40:00 | 1.63139 | 0.49 | 30.08.2011 23:00:00 | 1.63041 | \$ 5062.41 |
| 709 | Sell | 30.08.2011 21:30:00 | 1.63129 | 0.49 | 30.08.2011 23:00:00 | 1.63037 | \$ 4752.47 |
| 708 | Sell | 30.08.2011 21:25:00 | 1.6312 | 0.49 | 30.08.2011 23:00:00 | 1.63037 | \$ 4287.55 |
| 730 | Sell | 30.08.2011 22:10:00 | 1.07127 | 0.12 | 30.08.2011 23:05:00 | 1.06948 | \$ 2116.15 |
| 729 | Sell | 30.08.2011 22:00:00 | 1.07107 | 0.12 | 30.08.2011 23:05:00 | 1.06948 | \$ 1863.14 |
| 728 | Sell | 30.08.2011 21:35:00 | 1.07073 | 0.12 | 30.08.2011 23:05:00 | 1.06946 | \$ 1458.34 |
| 727 | Sell | 30.08.2011 21:30:00 | 1.07055 | 0.12 | 30.08.2011 23:05:00 | 1.06951 | \$ 1167.39 |
| 588 | Buy | 30.08.2011 21:30:00 | 0.97777 | 0.22 | 30.08.2011 23:15:00 | 0.9787 | \$ 1362.43 |
| 698 | Sell | 30.08.2011 22:30:00 | 1.44544 | 0.47 | 31.08.2011 00:50:00 | 1.44375 | \$ 8335.12 |
| 697 | Sell | 30.08.2011 22:10:00 | 1.44532 | 0.48 | 31.08.2011 00:50:00 | 1.44374 | \$ 7955.83 |

| | | | | | | | |
|-----|------|---------------------|---------|------|---------------------|---------|--------------|
| 696 | Sell | 30.08.2011 22:00:00 | 1.44506 | 0.48 | 31.08.2011 00:50:00 | 1.44373 | \$ 6690.76 |
| 695 | Sell | 30.08.2011 21:30:00 | 1.44479 | 0.49 | 31.08.2011 00:50:00 | 1.44383 | \$ 4918.83 |
| 693 | Sell | 30.08.2011 22:15:00 | 110.827 | 0.55 | 31.08.2011 02:00:00 | 110.695 | \$ 6527.83 |
| 692 | Sell | 30.08.2011 22:10:00 | 110.8 | 0.56 | 31.08.2011 02:00:00 | 110.688 | \$ 5526.59 |
| 691 | Sell | 30.08.2011 22:00:00 | 110.786 | 0.56 | 31.08.2011 02:00:00 | 110.694 | \$ 4406.71 |
| 690 | Sell | 30.08.2011 21:30:00 | 110.77 | 0.57 | 31.08.2011 02:00:00 | 110.695 | \$ 3516.52 |
| 734 | Buy | 31.08.2011 00:35:00 | 1.06723 | 0.12 | 31.08.2011 05:10:00 | 1.06723 | \$ -148.21 |
| 733 | Buy | 30.08.2011 23:45:00 | 1.06791 | 0.12 | 31.08.2011 05:10:00 | 1.06714 | \$ -1148.62 |
| 732 | Buy | 30.08.2011 23:35:00 | 1.06812 | 0.12 | 31.08.2011 05:10:00 | 1.0672 | \$ -1338.31 |
| 731 | Buy | 30.08.2011 23:30:00 | 1.06854 | 0.12 | 31.08.2011 05:10:00 | 1.06721 | \$ -1856.79 |
| 591 | Sell | 31.08.2011 21:45:00 | 0.97976 | 0.22 | 31.08.2011 22:56:00 | 0.97944 | \$ 290.88 |
| 590 | Sell | 31.08.2011 21:30:00 | 0.97918 | 0.22 | 31.08.2011 23:55:00 | 0.97821 | \$ 1433.63 |
| 589 | Sell | 31.08.2011 21:25:00 | 0.97882 | 0.22 | 31.08.2011 23:55:00 | 0.97818 | \$ 853.47 |
| 451 | Sell | 31.08.2011 22:35:00 | 0.80597 | 0.46 | 01.09.2011 02:20:00 | 0.80548 | \$ 1809.83 |
| 450 | Sell | 31.08.2011 22:30:00 | 0.80526 | 0.46 | 01.09.2011 02:20:00 | 0.80551 | \$ -2111.36 |
| 449 | Sell | 31.08.2011 22:00:00 | 0.80505 | 0.47 | 01.09.2011 02:20:00 | 0.80534 | \$ -2373.82 |
| 448 | Sell | 31.08.2011 21:30:00 | 0.80372 | 0.47 | 01.09.2011 02:20:00 | 0.8055 | \$ -10440.84 |
| 697 | Sell | 01.09.2011 02:10:00 | 110.308 | 0.56 | 01.09.2011 07:00:00 | 110.508 | \$ -11817.79 |
| 696 | Sell | 01.09.2011 01:55:00 | 110.3 | 0.57 | 01.09.2011 07:00:00 | 110.516 | \$ -12940.77 |
| 695 | Sell | 01.09.2011 01:05:00 | 110.269 | 0.57 | 01.09.2011 07:00:00 | 110.498 | \$ -13681.53 |
| 694 | Sell | 01.09.2011 01:00:00 | 110.237 | 0.58 | 01.09.2011 07:00:00 | 110.507 | \$ -16299.44 |
| 452 | Sell | 01.09.2011 22:30:00 | 0.79501 | 0.47 | 01.09.2011 23:16:00 | 0.79487 | \$ 753.27 |
| 715 | Sell | 01.09.2011 23:30:00 | 1.61897 | 0.49 | 02.09.2011 01:10:00 | 1.61765 | \$ 6656.12 |
| 714 | Sell | 01.09.2011 23:25:00 | 1.61877 | 0.49 | 02.09.2011 01:10:00 | 1.61772 | \$ 5261.38 |
| 713 | Sell | 01.09.2011 23:20:00 | 1.61864 | 0.5 | 02.09.2011 01:10:00 | 1.61762 | \$ 5210.62 |
| 712 | Sell | 01.09.2011 23:00:00 | 1.61835 | 0.5 | 02.09.2011 01:10:00 | 1.61773 | \$ 3102.15 |
| 699 | Sell | 01.09.2011 23:35:00 | 109.739 | 0.56 | 02.09.2011 01:20:00 | 109.616 | \$ 6148.58 |
| 698 | Sell | 01.09.2011 23:30:00 | 109.709 | 0.56 | 02.09.2011 01:20:00 | 109.612 | \$ 4692.69 |
| 454 | Sell | 02.09.2011 00:15:00 | 0.79568 | 0.46 | 02.09.2011 03:00:00 | 0.79422 | \$ 7731.81 |
| 453 | Sell | 02.09.2011 00:00:00 | 0.79542 | 0.47 | 02.09.2011 03:00:00 | 0.79418 | \$ 6708.79 |
| 735 | Buy | 02.09.2011 00:00:00 | 1.07223 | 0.12 | 02.09.2011 04:15:00 | 1.07333 | \$ 1242.83 |
| 699 | Sell | 05.09.2011 00:00:00 | 1.41574 | 0.5 | 05.09.2011 00:05:00 | 1.41653 | \$ -4164.21 |
| 179 | Sell | 05.09.2011 00:55:00 | 0.87727 | 0.2 | 05.09.2011 01:35:00 | 0.87533 | \$ 5039.76 |
| 178 | Sell | 05.09.2011 00:35:00 | 0.87679 | 0.2 | 05.09.2011 01:35:00 | 0.8753 | \$ 3813.45 |
| 719 | Buy | 05.09.2011 00:55:00 | 1.61468 | 0.49 | 05.09.2011 02:00:00 | 1.61711 | \$ 12547.0 |
| 718 | Buy | 05.09.2011 00:50:00 | 1.61522 | 0.5 | 05.09.2011 02:00:00 | 1.61715 | \$ 10168.68 |
| 717 | Buy | 05.09.2011 00:35:00 | 1.61545 | 0.5 | 05.09.2011 02:00:00 | 1.6171 | \$ 8693.44 |
| 716 | Buy | 05.09.2011 00:30:00 | 1.61588 | 0.5 | 05.09.2011 02:00:00 | 1.61723 | \$ 7112.81 |
| 455 | Sell | 05.09.2011 02:00:00 | 0.79038 | 0.47 | 05.09.2011 05:00:00 | 0.78895 | \$ 7737.47 |
| 721 | Sell | 05.09.2011 22:50:00 | 1.61151 | 0.51 | 06.09.2011 01:05:00 | 1.61076 | \$ 3863.15 |
| 720 | Sell | 05.09.2011 22:30:00 | 1.6111 | 0.51 | 06.09.2011 01:05:00 | 1.61077 | \$ 1604.99 |
| 456 | Sell | 05.09.2011 23:00:00 | 0.78705 | 0.47 | 06.09.2011 01:10:00 | 0.78628 | \$ 3897.82 |
| 594 | Buy | 06.09.2011 00:10:00 | 0.98982 | 0.22 | 06.09.2011 01:20:00 | 0.9908 | \$ 1450.29 |
| 593 | Buy | 06.09.2011 00:05:00 | 0.99028 | 0.22 | 06.09.2011 01:20:00 | 0.99072 | \$ 501.43 |
| 592 | Buy | 06.09.2011 00:00:00 | 0.9904 | 0.22 | 06.09.2011 01:20:00 | 0.9908 | \$ 431.14 |
| 596 | Buy | 06.09.2011 21:30:00 | 0.98854 | 0.22 | 06.09.2011 22:20:00 | 0.9912 | \$ 4402.28 |
| 595 | Buy | 06.09.2011 21:25:00 | 0.98884 | 0.22 | 06.09.2011 22:20:00 | 0.99118 | \$ 3840.0 |
| 700 | Sell | 06.09.2011 21:30:00 | 1.40129 | 0.5 | 06.09.2011 22:42:00 | 1.39875 | \$ 13388.72 |
| 736 | Buy | 06.09.2011 22:00:00 | 1.04912 | 0.12 | 06.09.2011 23:10:00 | 1.05009 | \$ 1078.43 |
| 737 | Buy | 06.09.2011 22:05:00 | 1.04889 | 0.12 | 06.09.2011 23:10:00 | 1.05015 | \$ 1445.17 |
| 738 | Buy | 06.09.2011 22:15:00 | 1.04846 | 0.12 | 06.09.2011 23:10:00 | 1.05023 | \$ 2090.1 |
| 701 | Sell | 06.09.2011 23:00:00 | 1.40038 | 0.51 | 07.09.2011 00:27:00 | 1.39977 | \$ 3237.79 |
| 342 | Buy | 07.09.2011 01:00:00 | 77.508 | 0.32 | 07.09.2011 02:06:00 | 77.616 | \$ 3060.78 |
| 725 | Sell | 07.09.2011 02:15:00 | 1.59582 | 0.5 | 07.09.2011 04:18:00 | 1.59546 | \$ 1897.61 |
| 724 | Sell | 07.09.2011 02:10:00 | 1.59523 | 0.51 | 07.09.2011 09:10:00 | 1.59706 | \$ -9839.13 |
| 723 | Sell | 07.09.2011 02:05:00 | 1.59493 | 0.51 | 07.09.2011 09:10:00 | 1.59688 | \$ -10484.32 |
| 722 | Sell | 07.09.2011 01:50:00 | 1.59453 | 0.52 | 07.09.2011 09:10:00 | 1.59707 | \$ -13924.27 |
| 739 | Sell | 07.09.2011 02:30:00 | 1.05154 | 0.12 | 07.09.2011 10:10:00 | 1.05877 | \$ -9294.19 |
| 702 | Sell | 07.09.2011 01:00:00 | 1.40042 | 0.51 | 07.09.2011 11:05:00 | 1.40975 | \$ -50163.43 |
| 703 | Sell | 07.09.2011 01:20:00 | 1.40056 | 0.5 | 07.09.2011 11:25:00 | 1.40824 | \$ -40482.44 |

| | | | | | | | |
|-----|------|---------------------|---------|------|---------------------|---------|--------------|
| 704 | Sell | 07.09.2011 02:15:00 | 1.40084 | 0.5 | 07.09.2011 12:20:00 | 1.40862 | \$ -41009.54 |
| 701 | Sell | 07.09.2011 21:45:00 | 108.99 | 0.57 | 08.09.2011 00:00:00 | 108.893 | \$ 4526.44 |
| 700 | Sell | 07.09.2011 21:40:00 | 108.953 | 0.57 | 08.09.2011 00:00:00 | 108.885 | \$ 2873.58 |
| 705 | Buy | 08.09.2011 01:30:00 | 1.40775 | 0.47 | 08.09.2011 07:55:00 | 1.40661 | \$ -5645.99 |
| 741 | Buy | 08.09.2011 22:05:00 | 1.0574 | 0.12 | 08.09.2011 22:52:00 | 1.05824 | \$ 914.04 |
| 742 | Buy | 08.09.2011 22:10:00 | 1.05714 | 0.12 | 08.09.2011 22:52:00 | 1.05826 | \$ 1268.12 |
| 743 | Buy | 08.09.2011 22:15:00 | 1.05671 | 0.12 | 08.09.2011 22:52:00 | 1.05835 | \$ 1925.71 |
| 597 | Sell | 08.09.2011 21:30:00 | 0.9891 | 0.22 | 08.09.2011 23:27:00 | 0.98884 | \$ 185.39 |
| 598 | Sell | 08.09.2011 21:55:00 | 0.98938 | 0.22 | 08.09.2011 23:27:00 | 0.98899 | \$ 413.95 |
| 727 | Buy | 08.09.2011 22:15:00 | 1.59559 | 0.5 | 08.09.2011 23:36:00 | 1.596 | \$ 2160.19 |
| 729 | Buy | 08.09.2011 23:55:00 | 1.59563 | 0.5 | 09.09.2011 01:05:00 | 1.59676 | \$ 5740.32 |
| 728 | Buy | 08.09.2011 23:40:00 | 1.59601 | 0.5 | 09.09.2011 01:05:00 | 1.59668 | \$ 3316.69 |
| 726 | Buy | 08.09.2011 21:55:00 | 1.59629 | 0.51 | 09.09.2011 01:05:00 | 1.59664 | \$ 1663.3 |
| 744 | Buy | 08.09.2011 23:40:00 | 1.05729 | 0.12 | 09.09.2011 01:10:00 | 1.05855 | \$ 1418.48 |
| 740 | Buy | 08.09.2011 22:00:00 | 1.05833 | 0.12 | 09.09.2011 01:10:00 | 1.05845 | \$ -23.14 |
| 182 | Sell | 09.09.2011 02:15:00 | 0.87048 | 0.2 | 09.09.2011 02:25:00 | 0.86964 | \$ 2042.11 |
| 181 | Sell | 09.09.2011 02:00:00 | 0.8702 | 0.2 | 09.09.2011 02:25:00 | 0.86964 | \$ 1279.07 |
| 180 | Sell | 09.09.2011 01:15:00 | 0.86999 | 0.2 | 09.09.2011 02:25:00 | 0.86951 | \$ 1061.06 |
| 745 | Sell | 09.09.2011 02:00:00 | 1.06055 | 0.12 | 09.09.2011 02:37:00 | 1.05992 | \$ 648.74 |
| 746 | Sell | 09.09.2011 02:10:00 | 1.06074 | 0.12 | 09.09.2011 02:37:00 | 1.05998 | \$ 813.19 |
| 747 | Sell | 09.09.2011 02:15:00 | 1.0614 | 0.12 | 09.09.2011 02:37:00 | 1.05994 | \$ 1698.7 |
| 702 | Sell | 09.09.2011 02:10:00 | 107.801 | 0.58 | 09.09.2011 07:10:00 | 107.827 | \$ -2133.29 |
| 709 | Sell | 09.09.2011 01:40:00 | 1.38973 | 0.46 | 09.09.2011 07:10:00 | 1.3913 | \$ -7613.65 |
| 708 | Sell | 09.09.2011 01:20:00 | 1.3893 | 0.46 | 09.09.2011 07:10:00 | 1.39137 | \$ -10038.38 |
| 707 | Sell | 09.09.2011 01:15:00 | 1.38904 | 0.47 | 09.09.2011 07:10:00 | 1.39131 | \$ -11247.58 |
| 706 | Sell | 09.09.2011 01:05:00 | 1.38897 | 0.47 | 09.09.2011 07:10:00 | 1.39127 | \$ -11396.23 |
| 460 | Buy | 09.09.2011 02:15:00 | 0.87353 | 0.46 | 09.09.2011 08:15:00 | 0.87253 | \$ -5302.84 |
| 459 | Buy | 09.09.2011 02:05:00 | 0.87408 | 0.46 | 09.09.2011 08:15:00 | 0.87256 | \$ -8057.92 |
| 458 | Buy | 09.09.2011 02:00:00 | 0.87433 | 0.47 | 09.09.2011 08:15:00 | 0.87269 | \$ -8882.7 |
| 457 | Buy | 09.09.2011 01:35:00 | 0.87443 | 0.47 | 09.09.2011 08:15:00 | 0.87255 | \$ -10181.92 |
| 748 | Sell | 12.09.2011 00:00:00 | 1.04286 | 0.12 | 12.09.2011 00:05:00 | 1.04327 | \$ -666.86 |
| 703 | Sell | 12.09.2011 02:05:00 | 105.486 | 0.59 | 12.09.2011 03:00:00 | 105.326 | \$ 8817.59 |
| 704 | Sell | 12.09.2011 02:10:00 | 105.538 | 0.59 | 12.09.2011 03:00:00 | 105.326 | \$ 11885.36 |
| 749 | Sell | 12.09.2011 02:00:00 | 1.04379 | 0.12 | 12.09.2011 03:00:00 | 1.04033 | \$ 4228.71 |
| 731 | Sell | 12.09.2011 02:15:00 | 1.58569 | 0.51 | 12.09.2011 05:10:00 | 1.58543 | \$ 1397.91 |
| 730 | Sell | 12.09.2011 02:00:00 | 1.58543 | 0.51 | 12.09.2011 05:10:00 | 1.58541 | \$ 107.53 |
| 183 | Buy | 12.09.2011 22:00:00 | 0.85837 | 0.21 | 12.09.2011 22:55:00 | 0.86128 | \$ 8058.87 |
| 343 | Sell | 12.09.2011 22:00:00 | 77.378 | 0.32 | 12.09.2011 23:15:00 | 77.246 | \$ 3828.78 |
| 732 | Sell | 12.09.2011 23:00:00 | 1.58609 | 0.51 | 12.09.2011 23:31:00 | 1.58519 | \$ 4838.92 |
| 751 | Sell | 12.09.2011 23:10:00 | 1.0354 | 0.13 | 12.09.2011 23:36:00 | 1.03428 | \$ 1374.31 |
| 707 | Sell | 12.09.2011 23:25:00 | 105.695 | 0.59 | 13.09.2011 00:50:00 | 105.441 | \$ 14230.83 |
| 706 | Sell | 12.09.2011 23:10:00 | 105.666 | 0.59 | 13.09.2011 00:50:00 | 105.442 | \$ 12460.95 |
| 705 | Sell | 12.09.2011 23:00:00 | 105.603 | 0.6 | 13.09.2011 00:50:00 | 105.44 | \$ 9012.59 |
| 733 | Sell | 12.09.2011 23:45:00 | 1.58672 | 0.51 | 13.09.2011 00:50:00 | 1.58633 | \$ 1927.58 |
| 754 | Sell | 13.09.2011 00:30:00 | 1.03563 | 0.12 | 13.09.2011 02:25:00 | 1.03421 | \$ 1648.09 |
| 753 | Sell | 13.09.2011 00:25:00 | 1.035 | 0.13 | 13.09.2011 02:25:00 | 1.03413 | \$ 1031.71 |
| 752 | Sell | 12.09.2011 23:50:00 | 1.03459 | 0.13 | 13.09.2011 02:25:00 | 1.03415 | \$ 417.62 |
| 750 | Sell | 12.09.2011 23:00:00 | 1.03441 | 0.13 | 13.09.2011 02:25:00 | 1.03424 | \$ 47.61 |
| 708 | Sell | 13.09.2011 21:35:00 | 105.524 | 0.61 | 13.09.2011 21:50:00 | 105.379 | \$ 8201.32 |
| 755 | Sell | 13.09.2011 21:30:00 | 1.0343 | 0.13 | 13.09.2011 21:57:00 | 1.03363 | \$ 757.62 |
| 599 | Sell | 14.09.2011 01:30:00 | 0.98693 | 0.22 | 14.09.2011 02:45:00 | 0.98668 | \$ 167.82 |
| 461 | Sell | 13.09.2011 23:30:00 | 0.88016 | 0.46 | 14.09.2011 03:10:00 | 0.8796 | \$ 2702.11 |
| 713 | Buy | 13.09.2011 23:55:00 | 1.3679 | 0.45 | 14.09.2011 03:10:00 | 1.36916 | \$ 5710.19 |
| 712 | Buy | 13.09.2011 23:30:00 | 1.36807 | 0.46 | 14.09.2011 03:10:00 | 1.36912 | \$ 4819.15 |
| 711 | Buy | 13.09.2011 23:20:00 | 1.36829 | 0.46 | 14.09.2011 03:10:00 | 1.36906 | \$ 3461.93 |
| 710 | Buy | 13.09.2011 23:10:00 | 1.36852 | 0.47 | 14.09.2011 03:10:00 | 1.36915 | \$ 2843.81 |
| 756 | Sell | 14.09.2011 21:25:00 | 1.0263 | 0.13 | 14.09.2011 21:37:00 | 1.02596 | \$ 305.38 |
| 600 | Buy | 14.09.2011 22:30:00 | 0.98882 | 0.22 | 14.09.2011 23:00:00 | 0.99073 | \$ 3084.43 |
| 710 | Sell | 14.09.2011 22:40:00 | 105.553 | 0.61 | 14.09.2011 23:00:00 | 105.383 | \$ 9726.14 |
| 709 | Sell | 14.09.2011 22:35:00 | 105.513 | 0.61 | 14.09.2011 23:00:00 | 105.385 | \$ 7164.39 |

| | | | | | | | |
|-----|------|---------------------|---------|------|---------------------|---------|-------------|
| 757 | Sell | 14.09.2011 22:30:00 | 1.02812 | 0.13 | 14.09.2011 23:24:00 | 1.0275 | \$ 689.1 |
| 758 | Sell | 14.09.2011 22:35:00 | 1.02884 | 0.13 | 14.09.2011 23:24:00 | 1.02744 | \$ 1758.03 |
| 759 | Sell | 14.09.2011 22:40:00 | 1.02921 | 0.13 | 14.09.2011 23:24:00 | 1.02745 | \$ 2251.38 |
| 734 | Sell | 14.09.2011 22:40:00 | 1.57919 | 0.51 | 15.09.2011 01:48:00 | 1.57711 | \$ 10675.45 |
| 717 | Buy | 15.09.2011 01:10:00 | 1.37372 | 0.46 | 15.09.2011 02:05:00 | 1.37505 | \$ 6446.84 |
| 716 | Buy | 15.09.2011 00:55:00 | 1.37391 | 0.46 | 15.09.2011 02:05:00 | 1.37509 | \$ 5719.75 |
| 715 | Buy | 15.09.2011 00:50:00 | 1.37419 | 0.47 | 15.09.2011 02:05:00 | 1.37498 | \$ 3912.57 |
| 714 | Buy | 15.09.2011 00:40:00 | 1.37444 | 0.47 | 15.09.2011 02:05:00 | 1.37503 | \$ 2922.04 |
| 462 | Sell | 15.09.2011 22:00:00 | 0.86944 | 0.47 | 15.09.2011 23:20:00 | 0.86856 | \$ 4759.71 |
| 711 | Buy | 15.09.2011 23:35:00 | 106.363 | 0.61 | 16.09.2011 00:15:00 | 106.482 | \$ 6333.87 |
| 718 | Buy | 16.09.2011 00:00:00 | 1.38758 | 0.47 | 16.09.2011 00:51:00 | 1.38783 | \$ 1238.15 |
| 760 | Buy | 16.09.2011 02:00:00 | 1.03237 | 0.13 | 16.09.2011 02:50:00 | 1.03358 | \$ 1497.1 |
| 601 | Sell | 16.09.2011 02:00:00 | 0.9848 | 0.22 | 16.09.2011 05:00:00 | 0.98427 | \$ 660.07 |
| 736 | Buy | 15.09.2011 22:55:00 | 1.57984 | 0.51 | 16.09.2011 05:05:00 | 1.58016 | \$ 1502.08 |
| 735 | Buy | 15.09.2011 22:30:00 | 1.58001 | 0.52 | 16.09.2011 05:05:00 | 1.58022 | \$ 928.78 |
| 712 | Buy | 16.09.2011 02:00:00 | 106.42 | 0.62 | 16.09.2011 05:45:00 | 106.421 | \$ -597.74 |
| 463 | Sell | 16.09.2011 02:00:00 | 0.87061 | 0.47 | 16.09.2011 06:15:00 | 0.87013 | \$ 2594.07 |
| 722 | Buy | 16.09.2011 01:55:00 | 1.38712 | 0.46 | 16.09.2011 06:15:00 | 1.38613 | \$ -4798.78 |
| 721 | Buy | 16.09.2011 01:50:00 | 1.38725 | 0.46 | 16.09.2011 06:15:00 | 1.38624 | \$ -4895.72 |
| 720 | Buy | 16.09.2011 01:10:00 | 1.38761 | 0.47 | 16.09.2011 06:15:00 | 1.38613 | \$ -7329.89 |
| 719 | Buy | 16.09.2011 01:05:00 | 1.38778 | 0.47 | 16.09.2011 06:15:00 | 1.38608 | \$ -8419.46 |
| 723 | Sell | 19.09.2011 00:00:00 | 1.36879 | 0.47 | 19.09.2011 00:05:00 | 1.36997 | \$ -5846.76 |
| 762 | Buy | 19.09.2011 00:45:00 | 1.02948 | 0.13 | 19.09.2011 01:51:00 | 1.03014 | \$ 743.62 |
| 763 | Buy | 19.09.2011 00:55:00 | 1.02898 | 0.13 | 19.09.2011 01:51:00 | 1.03012 | \$ 1401.21 |
| 764 | Buy | 19.09.2011 01:25:00 | 1.02872 | 0.13 | 19.09.2011 01:51:00 | 1.03013 | \$ 1771.1 |
| 740 | Buy | 19.09.2011 01:00:00 | 1.57169 | 0.5 | 19.09.2011 02:03:00 | 1.572 | \$ 1633.31 |
| 765 | Buy | 19.09.2011 02:30:00 | 1.02868 | 0.13 | 19.09.2011 02:54:00 | 1.02904 | \$ 332.63 |
| 739 | Buy | 19.09.2011 00:55:00 | 1.57206 | 0.51 | 19.09.2011 04:00:00 | 1.57167 | \$ -2095.91 |
| 738 | Buy | 19.09.2011 00:45:00 | 1.57249 | 0.51 | 19.09.2011 04:00:00 | 1.57169 | \$ -4299.3 |
| 737 | Buy | 19.09.2011 00:30:00 | 1.57285 | 0.52 | 19.09.2011 04:00:00 | 1.57161 | \$ -6794.58 |
| 605 | Sell | 19.09.2011 01:10:00 | 0.98179 | 0.22 | 19.09.2011 08:40:00 | 0.98359 | \$ -3436.27 |
| 604 | Sell | 19.09.2011 01:00:00 | 0.98136 | 0.22 | 19.09.2011 08:40:00 | 0.98351 | \$ -4051.59 |
| 603 | Sell | 19.09.2011 00:55:00 | 0.98106 | 0.22 | 19.09.2011 08:40:00 | 0.98347 | \$ -4508.7 |
| 602 | Sell | 19.09.2011 00:30:00 | 0.98091 | 0.22 | 19.09.2011 08:40:00 | 0.98352 | \$ -4860.31 |
| 761 | Buy | 19.09.2011 00:30:00 | 1.03068 | 0.13 | 19.09.2011 09:55:00 | 1.02431 | \$ -8887.25 |
| 465 | Buy | 19.09.2011 21:50:00 | 0.88119 | 0.47 | 19.09.2011 22:11:00 | 0.88151 | \$ 1727.6 |
| 715 | Sell | 19.09.2011 21:50:00 | 104.698 | 0.61 | 19.09.2011 22:11:00 | 104.625 | \$ 3814.31 |
| 766 | Sell | 19.09.2011 21:45:00 | 1.02085 | 0.13 | 19.09.2011 22:11:00 | 1.01867 | \$ 2826.96 |
| 608 | Buy | 19.09.2011 21:45:00 | 0.98992 | 0.22 | 19.09.2011 22:12:00 | 0.99024 | \$ 290.57 |
| 724 | Sell | 19.09.2011 21:25:00 | 1.36792 | 0.47 | 19.09.2011 22:12:00 | 1.36751 | \$ 2031.5 |
| 725 | Sell | 19.09.2011 21:45:00 | 1.36824 | 0.47 | 19.09.2011 22:12:00 | 1.36754 | \$ 3468.42 |
| 726 | Sell | 19.09.2011 21:50:00 | 1.36879 | 0.46 | 19.09.2011 22:12:00 | 1.36742 | \$ 6643.76 |
| 742 | Sell | 19.09.2011 22:30:00 | 1.57081 | 0.51 | 19.09.2011 23:26:00 | 1.57049 | \$ 1720.5 |
| 743 | Sell | 19.09.2011 22:35:00 | 1.57166 | 0.5 | 19.09.2011 23:26:00 | 1.57029 | \$ 7221.48 |
| 744 | Sell | 19.09.2011 22:40:00 | 1.57242 | 0.5 | 19.09.2011 23:26:00 | 1.5703 | \$ 11174.83 |
| 728 | Sell | 19.09.2011 22:30:00 | 1.3698 | 0.47 | 19.09.2011 23:43:00 | 1.36899 | \$ 4013.45 |
| 729 | Sell | 19.09.2011 22:35:00 | 1.37131 | 0.46 | 19.09.2011 23:43:00 | 1.36901 | \$ 11153.75 |
| 610 | Buy | 19.09.2011 22:35:00 | 0.98904 | 0.22 | 20.09.2011 00:00:00 | 0.99051 | \$ 2249.43 |
| 609 | Buy | 19.09.2011 22:30:00 | 0.98918 | 0.22 | 20.09.2011 00:00:00 | 0.99047 | \$ 1933.15 |
| 607 | Buy | 19.09.2011 21:35:00 | 0.9902 | 0.22 | 20.09.2011 00:00:00 | 0.99054 | \$ 263.87 |
| 606 | Buy | 19.09.2011 21:30:00 | 0.99049 | 0.22 | 20.09.2011 00:00:00 | 0.99051 | \$ -298.42 |
| 717 | Sell | 19.09.2011 22:25:00 | 104.76 | 0.6 | 20.09.2011 00:45:00 | 104.689 | \$ 3497.62 |
| 716 | Sell | 19.09.2011 22:20:00 | 104.666 | 0.62 | 20.09.2011 00:45:00 | 104.699 | \$ -2833.19 |
| 714 | Sell | 19.09.2011 21:40:00 | 104.636 | 0.62 | 20.09.2011 00:45:00 | 104.685 | \$ -3824.99 |
| 713 | Sell | 19.09.2011 21:25:00 | 104.6 | 0.63 | 20.09.2011 00:45:00 | 104.696 | \$ -6847.54 |
| 767 | Sell | 19.09.2011 22:30:00 | 1.02358 | 0.13 | 20.09.2011 01:11:00 | 1.02171 | \$ 2377.33 |
| 768 | Sell | 19.09.2011 22:35:00 | 1.02411 | 0.13 | 20.09.2011 01:11:00 | 1.02178 | \$ 3007.72 |
| 769 | Sell | 19.09.2011 22:40:00 | 1.02506 | 0.13 | 20.09.2011 01:11:00 | 1.02181 | \$ 4268.51 |
| 467 | Buy | 19.09.2011 22:35:00 | 0.88009 | 0.46 | 20.09.2011 01:25:00 | 0.88482 | \$ 25049.69 |
| 466 | Buy | 19.09.2011 22:30:00 | 0.88105 | 0.47 | 20.09.2011 01:25:00 | 0.8848 | \$ 20289.11 |

| | | | | | | | |
|-----|------|---------------------|---------|------|---------------------|---------|--------------|
| 464 | Buy | 19.09.2011 21:25:00 | 0.88146 | 0.47 | 20.09.2011 01:25:00 | 0.88479 | \$ 18015.48 |
| 727 | Sell | 19.09.2011 22:25:00 | 1.36907 | 0.48 | 20.09.2011 01:25:00 | 1.36214 | \$ 35028.46 |
| 741 | Sell | 19.09.2011 21:25:00 | 1.57009 | 0.51 | 20.09.2011 01:25:00 | 1.56708 | \$ 16014.2 |
| 187 | Buy | 20.09.2011 02:15:00 | 0.86859 | 0.21 | 20.09.2011 04:05:00 | 0.87006 | \$ 3942.63 |
| 186 | Buy | 20.09.2011 02:00:00 | 0.86868 | 0.21 | 20.09.2011 04:05:00 | 0.87005 | \$ 3656.78 |
| 185 | Buy | 20.09.2011 01:40:00 | 0.86934 | 0.21 | 20.09.2011 04:05:00 | 0.87002 | \$ 1684.42 |
| 184 | Buy | 20.09.2011 01:30:00 | 0.86975 | 0.21 | 20.09.2011 04:05:00 | 0.87001 | \$ 483.84 |
| 731 | Buy | 20.09.2011 22:45:00 | 1.36651 | 0.49 | 20.09.2011 23:15:00 | 1.3691 | \$ 13373.14 |
| 730 | Buy | 20.09.2011 22:30:00 | 1.367 | 0.49 | 20.09.2011 23:15:00 | 1.36901 | \$ 10378.38 |
| 721 | Buy | 20.09.2011 22:45:00 | 104.385 | 0.61 | 20.09.2011 23:40:00 | 104.668 | \$ 16626.21 |
| 720 | Buy | 20.09.2011 22:30:00 | 104.43 | 0.61 | 20.09.2011 23:40:00 | 104.669 | \$ 13941.98 |
| 719 | Buy | 20.09.2011 22:25:00 | 104.446 | 0.62 | 20.09.2011 23:40:00 | 104.664 | \$ 12868.42 |
| 718 | Buy | 20.09.2011 22:15:00 | 104.493 | 0.62 | 20.09.2011 23:40:00 | 104.662 | \$ 9830.17 |
| 611 | Sell | 20.09.2011 23:00:00 | 0.99362 | 0.22 | 21.09.2011 00:05:00 | 0.99108 | \$ 4128.46 |
| 772 | Buy | 20.09.2011 22:10:00 | 1.02548 | 0.13 | 21.09.2011 00:11:00 | 1.02645 | \$ 1139.4 |
| 773 | Buy | 20.09.2011 22:25:00 | 1.02495 | 0.13 | 21.09.2011 00:11:00 | 1.0265 | \$ 1933.98 |
| 470 | Buy | 21.09.2011 00:05:00 | 0.88646 | 0.48 | 21.09.2011 01:45:00 | 0.88765 | \$ 6574.23 |
| 469 | Buy | 21.09.2011 00:00:00 | 0.88705 | 0.49 | 21.09.2011 01:45:00 | 0.88759 | \$ 3042.74 |
| 468 | Buy | 20.09.2011 23:35:00 | 0.88742 | 0.49 | 21.09.2011 01:45:00 | 0.8876 | \$ 1004.21 |
| 775 | Buy | 21.09.2011 02:05:00 | 1.02402 | 0.13 | 21.09.2011 03:15:00 | 1.02731 | \$ 4346.63 |
| 774 | Buy | 21.09.2011 02:00:00 | 1.0249 | 0.13 | 21.09.2011 03:15:00 | 1.02724 | \$ 3045.16 |
| 771 | Buy | 20.09.2011 22:05:00 | 1.02649 | 0.13 | 21.09.2011 03:15:00 | 1.02728 | \$ 892.8 |
| 770 | Buy | 20.09.2011 22:00:00 | 1.02763 | 0.13 | 21.09.2011 03:15:00 | 1.02736 | \$ -559.36 |
| 347 | Sell | 21.09.2011 23:20:00 | 76.723 | 0.32 | 21.09.2011 23:55:00 | 76.48 | \$ 7380.78 |
| 346 | Sell | 21.09.2011 22:35:00 | 76.676 | 0.32 | 21.09.2011 23:55:00 | 76.478 | \$ 5940.78 |
| 345 | Sell | 21.09.2011 22:15:00 | 76.625 | 0.32 | 21.09.2011 23:55:00 | 76.479 | \$ 4276.78 |
| 344 | Sell | 21.09.2011 22:00:00 | 76.604 | 0.33 | 21.09.2011 23:55:00 | 76.493 | \$ 3255.43 |
| 189 | Buy | 21.09.2011 23:20:00 | 0.87491 | 0.21 | 22.09.2011 01:00:00 | 0.87585 | \$ 2093.18 |
| 188 | Buy | 21.09.2011 23:00:00 | 0.87602 | 0.22 | 22.09.2011 01:00:00 | 0.87595 | \$ -831.7 |
| 776 | Sell | 22.09.2011 01:30:00 | 1.00747 | 0.13 | 22.09.2011 02:25:00 | 1.00624 | \$ 1525.05 |
| 745 | Sell | 22.09.2011 21:30:00 | 1.54022 | 0.52 | 22.09.2011 22:10:00 | 1.53595 | \$ 23408.12 |
| 471 | Buy | 22.09.2011 21:25:00 | 0.90514 | 0.49 | 22.09.2011 22:12:00 | 0.90726 | \$ 11959.9 |
| 472 | Buy | 22.09.2011 21:30:00 | 0.90451 | 0.49 | 22.09.2011 22:12:00 | 0.90719 | \$ 15120.42 |
| 732 | Sell | 22.09.2011 21:30:00 | 1.3517 | 0.51 | 22.09.2011 22:12:00 | 1.34738 | \$ 23226.79 |
| 722 | Sell | 22.09.2011 21:30:00 | 103.148 | 0.65 | 22.09.2011 22:25:00 | 102.401 | \$ 47884.54 |
| 612 | Buy | 23.09.2011 01:30:00 | 1.02681 | 0.22 | 23.09.2011 02:35:00 | 1.02737 | \$ 712.29 |
| 613 | Buy | 23.09.2011 01:40:00 | 1.02651 | 0.22 | 23.09.2011 02:35:00 | 1.0275 | \$ 1467.86 |
| 725 | Sell | 23.09.2011 02:00:00 | 102.863 | 0.66 | 23.09.2011 05:10:00 | 103.007 | \$ -10182.92 |
| 724 | Sell | 23.09.2011 01:45:00 | 102.843 | 0.66 | 23.09.2011 05:10:00 | 103.003 | \$ -11238.79 |
| 723 | Sell | 23.09.2011 01:30:00 | 102.821 | 0.67 | 23.09.2011 05:10:00 | 103.002 | \$ -12815.93 |
| 735 | Sell | 23.09.2011 02:05:00 | 1.34812 | 0.51 | 23.09.2011 07:30:00 | 1.35216 | \$ -21721.36 |
| 734 | Sell | 23.09.2011 02:00:00 | 1.34784 | 0.51 | 23.09.2011 07:30:00 | 1.35211 | \$ -22957.97 |
| 733 | Sell | 23.09.2011 01:30:00 | 1.3474 | 0.52 | 23.09.2011 07:30:00 | 1.35202 | \$ -25326.82 |
| 746 | Sell | 23.09.2011 01:30:00 | 1.53635 | 0.53 | 23.09.2011 07:35:00 | 1.5395 | \$ -17600.37 |
| 615 | Buy | 26.09.2011 00:25:00 | 1.02706 | 0.22 | 26.09.2011 00:57:00 | 1.02722 | \$ 9.43 |
| 614 | Buy | 26.09.2011 00:00:00 | 1.02742 | 0.22 | 26.09.2011 01:15:00 | 1.0294 | \$ 3207.43 |
| 727 | Buy | 26.09.2011 00:05:00 | 103.376 | 0.65 | 26.09.2011 01:40:00 | 103.638 | \$ 16358.06 |
| 726 | Buy | 26.09.2011 00:00:00 | 103.404 | 0.65 | 26.09.2011 01:40:00 | 103.64 | \$ 14667.93 |
| 747 | Buy | 26.09.2011 00:00:00 | 1.54749 | 0.52 | 26.09.2011 02:03:00 | 1.54813 | \$ 3506.89 |
| 779 | Sell | 26.09.2011 01:40:00 | 0.98302 | 0.14 | 26.09.2011 02:25:00 | 0.98283 | \$ 107.5 |
| 736 | Sell | 26.09.2011 02:00:00 | 1.35459 | 0.49 | 26.09.2011 03:00:00 | 1.35167 | \$ 15083.93 |
| 780 | Sell | 26.09.2011 02:30:00 | 0.98309 | 0.14 | 26.09.2011 03:00:00 | 0.98242 | \$ 815.9 |
| 191 | Sell | 26.09.2011 02:05:00 | 0.87441 | 0.22 | 26.09.2011 03:10:00 | 0.87267 | \$ 4944.2 |
| 190 | Sell | 26.09.2011 02:00:00 | 0.87422 | 0.22 | 26.09.2011 03:10:00 | 0.87258 | \$ 4644.44 |
| 778 | Sell | 26.09.2011 01:35:00 | 0.98193 | 0.14 | 26.09.2011 03:10:00 | 0.98074 | \$ 1583.34 |
| 777 | Sell | 26.09.2011 01:30:00 | 0.98036 | 0.14 | 26.09.2011 03:10:00 | 0.98087 | \$ -925.59 |
| 737 | Buy | 26.09.2011 21:25:00 | 1.34393 | 0.5 | 26.09.2011 21:37:00 | 1.3446 | \$ 3530.06 |
| 781 | Sell | 26.09.2011 21:35:00 | 0.97682 | 0.14 | 26.09.2011 22:00:00 | 0.97645 | \$ 373.15 |
| 731 | Sell | 26.09.2011 23:05:00 | 103.338 | 0.64 | 26.09.2011 23:30:00 | 103.291 | \$ 2346.63 |
| 785 | Sell | 26.09.2011 22:25:00 | 0.97895 | 0.14 | 27.09.2011 01:30:00 | 0.98171 | \$ -4272.92 |

| | | | | | | | |
|-----|------|---------------------|---------|------|---------------------|---------|--------------|
| 784 | Sell | 26.09.2011 22:20:00 | 0.9788 | 0.14 | 27.09.2011 01:30:00 | 0.9817 | \$ -4479.54 |
| 783 | Sell | 26.09.2011 22:15:00 | 0.97828 | 0.14 | 27.09.2011 01:30:00 | 0.98162 | \$ -5128.91 |
| 782 | Sell | 26.09.2011 22:05:00 | 0.97729 | 0.14 | 27.09.2011 01:30:00 | 0.98154 | \$ -6471.92 |
| 732 | Sell | 26.09.2011 23:35:00 | 103.347 | 0.64 | 27.09.2011 01:35:00 | 103.199 | \$ 8667.8 |
| 730 | Sell | 26.09.2011 23:00:00 | 103.308 | 0.65 | 27.09.2011 01:35:00 | 103.2 | \$ 6203.47 |
| 729 | Sell | 26.09.2011 22:55:00 | 103.227 | 0.66 | 27.09.2011 01:35:00 | 103.21 | \$ 293.54 |
| 728 | Sell | 26.09.2011 22:30:00 | 103.194 | 0.67 | 27.09.2011 01:35:00 | 103.21 | \$ -1912.79 |
| 194 | Sell | 27.09.2011 00:10:00 | 0.87007 | 0.22 | 27.09.2011 02:40:00 | 0.86846 | \$ 4554.52 |
| 193 | Sell | 27.09.2011 00:05:00 | 0.8698 | 0.22 | 27.09.2011 02:40:00 | 0.86857 | \$ 3415.41 |
| 192 | Sell | 27.09.2011 00:00:00 | 0.86919 | 0.22 | 27.09.2011 02:40:00 | 0.86838 | \$ 2156.39 |
| 619 | Buy | 26.09.2011 22:55:00 | 1.02831 | 0.22 | 27.09.2011 03:20:00 | 1.02707 | \$ -2512.41 |
| 618 | Buy | 26.09.2011 22:40:00 | 1.02851 | 0.22 | 27.09.2011 03:20:00 | 1.02698 | \$ -3021.98 |
| 617 | Buy | 26.09.2011 22:35:00 | 1.02893 | 0.22 | 27.09.2011 03:20:00 | 1.02704 | \$ -3654.55 |
| 616 | Buy | 26.09.2011 22:30:00 | 1.02983 | 0.22 | 27.09.2011 03:20:00 | 1.02706 | \$ -5200.84 |
| 197 | Sell | 27.09.2011 22:00:00 | 0.87171 | 0.22 | 27.09.2011 22:45:00 | 0.86979 | \$ 5483.79 |
| 196 | Sell | 27.09.2011 21:40:00 | 0.87128 | 0.22 | 27.09.2011 22:45:00 | 0.86975 | \$ 4314.7 |
| 195 | Sell | 27.09.2011 21:25:00 | 0.87085 | 0.22 | 27.09.2011 22:45:00 | 0.86975 | \$ 3025.71 |
| 733 | Buy | 27.09.2011 22:30:00 | 104.337 | 0.66 | 27.09.2011 23:17:00 | 104.4 | \$ 3469.4 |
| 734 | Buy | 27.09.2011 22:45:00 | 104.326 | 0.66 | 27.09.2011 23:17:00 | 104.389 | \$ 3469.5 |
| 735 | Buy | 27.09.2011 22:50:00 | 104.3 | 0.65 | 27.09.2011 23:17:00 | 104.399 | \$ 5757.04 |
| 623 | Sell | 27.09.2011 22:55:00 | 1.02107 | 0.22 | 27.09.2011 23:59:00 | 1.02037 | \$ 958.95 |
| 751 | Buy | 27.09.2011 22:15:00 | 1.5629 | 0.51 | 27.09.2011 23:59:00 | 1.56314 | \$ 1289.79 |
| 789 | Buy | 27.09.2011 22:50:00 | 0.99021 | 0.13 | 28.09.2011 00:45:00 | 0.99134 | \$ 1358.59 |
| 788 | Buy | 27.09.2011 22:45:00 | 0.99087 | 0.13 | 28.09.2011 00:45:00 | 0.99129 | \$ 385.92 |
| 787 | Buy | 27.09.2011 22:40:00 | 0.99145 | 0.13 | 28.09.2011 00:45:00 | 0.99121 | \$ -518.26 |
| 786 | Buy | 27.09.2011 22:30:00 | 0.99235 | 0.13 | 28.09.2011 00:45:00 | 0.99119 | \$ -1778.63 |
| 474 | Sell | 27.09.2011 23:15:00 | 0.89713 | 0.49 | 28.09.2011 01:04:00 | 0.89697 | \$ 620.54 |
| 790 | Buy | 28.09.2011 01:05:00 | 0.98978 | 0.13 | 28.09.2011 02:35:00 | 0.99103 | \$ 1551.89 |
| 741 | Buy | 27.09.2011 23:15:00 | 1.35835 | 0.47 | 28.09.2011 02:40:00 | 1.35887 | \$ 2299.02 |
| 740 | Buy | 27.09.2011 22:50:00 | 1.35885 | 0.48 | 28.09.2011 02:40:00 | 1.35895 | \$ 223.58 |
| 739 | Buy | 27.09.2011 22:45:00 | 1.3597 | 0.49 | 28.09.2011 02:40:00 | 1.35879 | \$ -4986.77 |
| 738 | Buy | 27.09.2011 22:30:00 | 1.36008 | 0.49 | 28.09.2011 02:40:00 | 1.35884 | \$ -6690.68 |
| 198 | Buy | 27.09.2011 23:30:00 | 0.86856 | 0.22 | 28.09.2011 02:50:00 | 0.86922 | \$ 1587.95 |
| 473 | Sell | 27.09.2011 22:30:00 | 0.89671 | 0.5 | 28.09.2011 02:50:00 | 0.89626 | \$ 2303.52 |
| 738 | Buy | 28.09.2011 01:05:00 | 104.206 | 0.65 | 28.09.2011 02:54:00 | 104.255 | \$ 2507.67 |
| 752 | Buy | 28.09.2011 01:00:00 | 1.56295 | 0.51 | 28.09.2011 04:30:00 | 1.56394 | \$ 5320.38 |
| 750 | Buy | 27.09.2011 22:10:00 | 1.56314 | 0.51 | 28.09.2011 04:30:00 | 1.56384 | \$ 3544.25 |
| 749 | Buy | 27.09.2011 22:05:00 | 1.564 | 0.52 | 28.09.2011 04:30:00 | 1.56382 | \$ -1208.22 |
| 748 | Buy | 27.09.2011 22:00:00 | 1.56554 | 0.52 | 28.09.2011 04:30:00 | 1.56398 | \$ -8769.93 |
| 622 | Sell | 27.09.2011 22:50:00 | 1.02034 | 0.22 | 28.09.2011 08:15:00 | 1.02425 | \$ -7211.2 |
| 621 | Sell | 27.09.2011 22:40:00 | 1.02008 | 0.22 | 28.09.2011 08:15:00 | 1.02412 | \$ -7439.74 |
| 620 | Sell | 27.09.2011 22:30:00 | 1.01966 | 0.22 | 28.09.2011 08:15:00 | 1.02406 | \$ -8072.66 |
| 737 | Buy | 28.09.2011 00:55:00 | 104.261 | 0.66 | 28.09.2011 08:15:00 | 103.902 | \$ -24382.16 |
| 736 | Buy | 28.09.2011 00:00:00 | 104.346 | 0.67 | 28.09.2011 08:15:00 | 103.896 | \$ -30849.04 |
| 753 | Buy | 28.09.2011 22:30:00 | 1.55914 | 0.52 | 28.09.2011 23:31:00 | 1.55933 | \$ 1041.11 |
| 754 | Buy | 28.09.2011 22:35:00 | 1.55856 | 0.52 | 28.09.2011 23:31:00 | 1.55932 | \$ 4164.42 |
| 755 | Buy | 28.09.2011 22:40:00 | 1.55784 | 0.51 | 28.09.2011 23:31:00 | 1.55934 | \$ 8061.19 |
| 756 | Buy | 28.09.2011 22:50:00 | 1.55717 | 0.51 | 28.09.2011 23:31:00 | 1.5594 | \$ 11984.3 |
| 744 | Buy | 28.09.2011 22:40:00 | 1.35463 | 0.48 | 28.09.2011 23:44:00 | 1.35535 | \$ 3641.76 |
| 745 | Buy | 28.09.2011 22:50:00 | 1.35433 | 0.47 | 28.09.2011 23:44:00 | 1.35534 | \$ 5002.15 |
| 475 | Sell | 28.09.2011 23:00:00 | 0.90011 | 0.5 | 28.09.2011 23:45:00 | 0.89946 | \$ 3738.79 |
| 747 | Buy | 29.09.2011 00:15:00 | 1.35398 | 0.47 | 29.09.2011 02:05:00 | 1.35428 | \$ 1485.79 |
| 746 | Buy | 29.09.2011 00:00:00 | 1.35417 | 0.48 | 29.09.2011 02:05:00 | 1.35436 | \$ 961.02 |
| 743 | Buy | 28.09.2011 22:35:00 | 1.35576 | 0.49 | 29.09.2011 02:05:00 | 1.35437 | \$ -8041.4 |
| 742 | Buy | 28.09.2011 22:30:00 | 1.35634 | 0.49 | 29.09.2011 02:05:00 | 1.35431 | \$ -11345.96 |
| 739 | Buy | 29.09.2011 01:00:00 | 103.51 | 0.66 | 29.09.2011 02:44:00 | 103.571 | \$ 3342.78 |
| 758 | Buy | 29.09.2011 00:25:00 | 1.55719 | 0.53 | 29.09.2011 04:55:00 | 1.55856 | \$ 7651.28 |
| 757 | Buy | 29.09.2011 00:05:00 | 1.5576 | 0.53 | 29.09.2011 04:55:00 | 1.55853 | \$ 5193.93 |
| 477 | Sell | 29.09.2011 01:05:00 | 0.90105 | 0.5 | 29.09.2011 05:40:00 | 0.89911 | \$ 11168.79 |
| 476 | Sell | 29.09.2011 01:00:00 | 0.90089 | 0.5 | 29.09.2011 05:40:00 | 0.89901 | \$ 10823.21 |

| | | | | | | | |
|-----|------|---------------------|---------|------|---------------------|---------|--------------|
| 741 | Buy | 29.09.2011 21:35:00 | 103.966 | 0.65 | 29.09.2011 22:35:00 | 104.169 | \$ 12519.3 |
| 740 | Buy | 29.09.2011 21:25:00 | 103.987 | 0.65 | 29.09.2011 22:35:00 | 104.16 | \$ 10569.16 |
| 793 | Buy | 29.09.2011 22:05:00 | 0.97104 | 0.14 | 29.09.2011 22:40:00 | 0.97616 | \$ 7380.87 |
| 792 | Buy | 29.09.2011 21:50:00 | 0.97147 | 0.14 | 29.09.2011 22:40:00 | 0.97603 | \$ 6554.68 |
| 791 | Buy | 29.09.2011 21:25:00 | 0.97266 | 0.14 | 29.09.2011 22:40:00 | 0.97618 | \$ 5020.31 |
| 749 | Buy | 29.09.2011 22:05:00 | 1.35531 | 0.48 | 29.09.2011 22:45:00 | 1.35766 | \$ 11886.3 |
| 748 | Buy | 29.09.2011 21:25:00 | 1.35634 | 0.49 | 29.09.2011 22:45:00 | 1.35765 | \$ 6764.02 |
| 478 | Sell | 29.09.2011 22:05:00 | 0.8994 | 0.51 | 29.09.2011 23:00:00 | 0.89746 | \$ 11392.17 |
| 624 | Sell | 29.09.2011 21:25:00 | 1.0379 | 0.22 | 29.09.2011 23:22:00 | 1.03724 | \$ 888.63 |
| 625 | Sell | 29.09.2011 21:35:00 | 1.03834 | 0.21 | 29.09.2011 23:22:00 | 1.03729 | \$ 1502.72 |
| 626 | Sell | 29.09.2011 21:45:00 | 1.03895 | 0.21 | 29.09.2011 23:22:00 | 1.03719 | \$ 2694.23 |
| 627 | Sell | 29.09.2011 21:50:00 | 1.03952 | 0.21 | 29.09.2011 23:22:00 | 1.03717 | \$ 3684.35 |
| 759 | Buy | 29.09.2011 21:35:00 | 1.56026 | 0.53 | 30.09.2011 00:38:00 | 1.56167 | \$ 7648.49 |
| 760 | Buy | 29.09.2011 21:55:00 | 1.5593 | 0.53 | 30.09.2011 00:38:00 | 1.56156 | \$ 12395.64 |
| 761 | Buy | 29.09.2011 22:00:00 | 1.5591 | 0.52 | 30.09.2011 00:38:00 | 1.56157 | \$ 13312.46 |
| 762 | Buy | 29.09.2011 22:05:00 | 1.55865 | 0.52 | 30.09.2011 00:38:00 | 1.56171 | \$ 16545.36 |
| 628 | Buy | 30.09.2011 00:00:00 | 1.03551 | 0.22 | 30.09.2011 00:45:00 | 1.03683 | \$ 2047.72 |
| 763 | Buy | 03.10.2011 00:00:00 | 1.55476 | 0.55 | 03.10.2011 00:37:00 | 1.55564 | \$ 5100.15 |
| 764 | Buy | 03.10.2011 00:40:00 | 1.55491 | 0.55 | 03.10.2011 02:48:00 | 1.55731 | \$ 13909.5 |
| 629 | Sell | 03.10.2011 21:30:00 | 1.05115 | 0.22 | 03.10.2011 22:24:00 | 1.05058 | \$ 730.4 |
| 630 | Sell | 03.10.2011 21:40:00 | 1.05156 | 0.22 | 03.10.2011 22:24:00 | 1.05061 | \$ 1398.47 |
| 631 | Sell | 03.10.2011 21:50:00 | 1.05199 | 0.22 | 03.10.2011 22:24:00 | 1.05067 | \$ 2048.96 |
| 202 | Buy | 03.10.2011 21:50:00 | 0.85442 | 0.22 | 04.10.2011 01:10:00 | 0.85479 | \$ 719.51 |
| 201 | Buy | 03.10.2011 21:40:00 | 0.85509 | 0.23 | 04.10.2011 01:10:00 | 0.85472 | \$ -1564.53 |
| 200 | Buy | 03.10.2011 21:35:00 | 0.85535 | 0.23 | 04.10.2011 01:10:00 | 0.85487 | \$ -1908.91 |
| 199 | Buy | 03.10.2011 21:25:00 | 0.85552 | 0.23 | 04.10.2011 01:10:00 | 0.85476 | \$ -2785.52 |
| 742 | Sell | 04.10.2011 01:05:00 | 101.104 | 0.68 | 04.10.2011 01:46:00 | 101.045 | \$ 3324.53 |
| 743 | Sell | 04.10.2011 01:10:00 | 101.135 | 0.67 | 04.10.2011 01:46:00 | 101.031 | \$ 6290.38 |
| 744 | Sell | 04.10.2011 01:15:00 | 101.169 | 0.67 | 04.10.2011 01:46:00 | 101.046 | \$ 7563.17 |
| 745 | Sell | 04.10.2011 01:25:00 | 101.194 | 0.66 | 04.10.2011 01:46:00 | 101.036 | \$ 9760.1 |
| 635 | Sell | 03.10.2011 23:45:00 | 1.05322 | 0.22 | 04.10.2011 04:10:00 | 1.0538 | \$ -1356.77 |
| 634 | Sell | 03.10.2011 23:30:00 | 1.05301 | 0.22 | 04.10.2011 04:10:00 | 1.05379 | \$ -1708.39 |
| 633 | Sell | 03.10.2011 23:25:00 | 1.05285 | 0.22 | 04.10.2011 04:10:00 | 1.05377 | \$ -1954.51 |
| 632 | Sell | 03.10.2011 23:10:00 | 1.05272 | 0.22 | 04.10.2011 04:10:00 | 1.05365 | \$ -1972.1 |
| 751 | Buy | 04.10.2011 21:55:00 | 1.3237 | 0.5 | 04.10.2011 22:35:00 | 1.32674 | \$ 16017.0 |
| 750 | Buy | 04.10.2011 21:25:00 | 1.3242 | 0.5 | 04.10.2011 22:35:00 | 1.32676 | \$ 13488.0 |
| 637 | Buy | 04.10.2011 23:05:00 | 1.05451 | 0.22 | 04.10.2011 23:38:00 | 1.05475 | \$ 150.01 |
| 638 | Buy | 04.10.2011 23:10:00 | 1.05391 | 0.21 | 04.10.2011 23:38:00 | 1.05459 | \$ 881.18 |
| 639 | Buy | 04.10.2011 23:15:00 | 1.05293 | 0.21 | 04.10.2011 23:38:00 | 1.05466 | \$ 2642.32 |
| 796 | Sell | 04.10.2011 23:10:00 | 0.95564 | 0.14 | 04.10.2011 23:38:00 | 0.95507 | \$ 668.32 |
| 797 | Sell | 04.10.2011 23:15:00 | 0.95708 | 0.14 | 04.10.2011 23:38:00 | 0.95501 | \$ 2882.07 |
| 482 | Buy | 04.10.2011 23:35:00 | 0.9163 | 0.48 | 05.10.2011 01:05:00 | 0.91817 | \$ 10327.04 |
| 481 | Buy | 04.10.2011 23:15:00 | 0.91688 | 0.49 | 05.10.2011 01:05:00 | 0.9182 | \$ 7438.11 |
| 480 | Buy | 04.10.2011 23:05:00 | 0.91986 | 0.5 | 05.10.2011 01:05:00 | 0.91809 | \$ -10205.25 |
| 479 | Buy | 04.10.2011 23:00:00 | 0.92082 | 0.51 | 05.10.2011 01:05:00 | 0.91815 | \$ -15696.08 |
| 642 | Buy | 05.10.2011 00:00:00 | 1.05142 | 0.21 | 05.10.2011 01:30:00 | 1.05385 | \$ 3816.41 |
| 641 | Buy | 04.10.2011 23:55:00 | 1.05263 | 0.21 | 05.10.2011 01:30:00 | 1.05372 | \$ 1509.82 |
| 640 | Buy | 04.10.2011 23:50:00 | 1.05299 | 0.22 | 05.10.2011 01:30:00 | 1.0538 | \$ 1089.72 |
| 636 | Buy | 04.10.2011 23:00:00 | 1.05496 | 0.22 | 05.10.2011 01:30:00 | 1.05377 | \$ -2424.55 |
| 768 | Sell | 04.10.2011 22:55:00 | 1.54237 | 0.53 | 05.10.2011 01:30:00 | 1.54591 | \$ -19955.39 |
| 767 | Sell | 04.10.2011 22:45:00 | 1.54181 | 0.54 | 05.10.2011 01:30:00 | 1.54586 | \$ -23235.24 |
| 766 | Sell | 04.10.2011 22:40:00 | 1.541 | 0.55 | 05.10.2011 01:30:00 | 1.54574 | \$ -27666.32 |
| 765 | Sell | 04.10.2011 22:35:00 | 1.54005 | 0.55 | 05.10.2011 01:30:00 | 1.54593 | \$ -34276.35 |
| 798 | Sell | 04.10.2011 23:50:00 | 0.95577 | 0.14 | 05.10.2011 01:56:00 | 0.95516 | \$ 700.66 |
| 799 | Sell | 04.10.2011 23:55:00 | 0.95634 | 0.14 | 05.10.2011 01:56:00 | 0.95514 | \$ 1571.39 |
| 755 | Buy | 05.10.2011 01:50:00 | 1.33145 | 0.5 | 05.10.2011 02:57:00 | 1.33158 | \$ 684.94 |
| 747 | Buy | 05.10.2011 01:40:00 | 102.232 | 0.68 | 05.10.2011 03:00:00 | 102.294 | \$ 3520.83 |
| 795 | Sell | 04.10.2011 23:05:00 | 0.95429 | 0.14 | 05.10.2011 03:05:00 | 0.95222 | \$ 2855.38 |
| 794 | Sell | 04.10.2011 23:00:00 | 0.95418 | 0.14 | 05.10.2011 03:05:00 | 0.95226 | \$ 2634.0 |
| 754 | Buy | 05.10.2011 01:40:00 | 1.33175 | 0.5 | 05.10.2011 07:40:00 | 1.32973 | \$ -10642.87 |

| | | | | | | | |
|-----|------|---------------------|---------|------|---------------------|---------|--------------|
| 753 | Buy | 05.10.2011 01:35:00 | 1.33207 | 0.51 | 05.10.2011 07:40:00 | 1.32967 | \$ -12897.9 |
| 752 | Buy | 05.10.2011 01:30:00 | 1.33234 | 0.51 | 05.10.2011 07:40:00 | 1.3296 | \$ -14725.1 |
| 746 | Buy | 05.10.2011 01:30:00 | 102.289 | 0.68 | 05.10.2011 07:45:00 | 101.956 | \$ -23339.56 |
| 802 | Buy | 06.10.2011 01:50:00 | 0.96317 | 0.14 | 06.10.2011 02:46:00 | 0.96352 | \$ 343.46 |
| 645 | Sell | 06.10.2011 01:55:00 | 1.04189 | 0.22 | 06.10.2011 02:55:00 | 1.0416 | \$ 238.13 |
| 646 | Sell | 06.10.2011 02:00:00 | 1.04211 | 0.22 | 06.10.2011 02:55:00 | 1.04149 | \$ 818.3 |
| 801 | Buy | 06.10.2011 01:40:00 | 0.96345 | 0.14 | 06.10.2011 03:10:00 | 0.96506 | \$ 2202.4 |
| 800 | Buy | 06.10.2011 01:30:00 | 0.96443 | 0.14 | 06.10.2011 03:10:00 | 0.96517 | \$ 918.85 |
| 644 | Sell | 06.10.2011 01:40:00 | 1.04161 | 0.22 | 06.10.2011 07:30:00 | 1.04186 | \$ -711.23 |
| 643 | Sell | 06.10.2011 01:30:00 | 1.04153 | 0.22 | 06.10.2011 07:30:00 | 1.04185 | \$ -834.3 |
| 748 | Sell | 06.10.2011 21:25:00 | 103.007 | 0.67 | 06.10.2011 22:00:00 | 102.812 | \$ 12374.79 |
| 483 | Buy | 06.10.2011 21:30:00 | 0.91973 | 0.51 | 06.10.2011 22:05:00 | 0.92087 | \$ 6691.4 |
| 484 | Buy | 06.10.2011 23:00:00 | 0.91955 | 0.51 | 07.10.2011 00:01:00 | 0.92017 | \$ 3629.81 |
| 772 | Sell | 06.10.2011 22:55:00 | 1.54542 | 0.51 | 07.10.2011 00:25:00 | 1.5433 | \$ 11229.06 |
| 771 | Sell | 06.10.2011 22:45:00 | 1.54485 | 0.52 | 07.10.2011 00:25:00 | 1.54333 | \$ 8160.03 |
| 770 | Sell | 06.10.2011 21:30:00 | 1.54395 | 0.52 | 07.10.2011 00:25:00 | 1.54338 | \$ 2952.13 |
| 769 | Sell | 06.10.2011 21:25:00 | 1.54373 | 0.52 | 07.10.2011 00:25:00 | 1.54333 | \$ 2020.2 |
| 203 | Buy | 06.10.2011 22:00:00 | 0.86991 | 0.22 | 07.10.2011 01:40:00 | 0.87013 | \$ 270.32 |
| 805 | Buy | 07.10.2011 01:05:00 | 0.97299 | 0.14 | 07.10.2011 02:50:00 | 0.97465 | \$ 2276.17 |
| 804 | Buy | 07.10.2011 01:00:00 | 0.97332 | 0.14 | 07.10.2011 02:50:00 | 0.97467 | \$ 1818.81 |
| 803 | Buy | 07.10.2011 00:35:00 | 0.97348 | 0.14 | 07.10.2011 02:50:00 | 0.97459 | \$ 1464.73 |
| 650 | Buy | 06.10.2011 22:55:00 | 1.03803 | 0.22 | 07.10.2011 03:45:00 | 1.03888 | \$ 1160.01 |
| 649 | Buy | 06.10.2011 21:45:00 | 1.03839 | 0.22 | 07.10.2011 03:45:00 | 1.03882 | \$ 422.01 |
| 648 | Buy | 06.10.2011 21:30:00 | 1.03864 | 0.22 | 07.10.2011 03:45:00 | 1.03875 | \$ -140.27 |
| 647 | Buy | 06.10.2011 21:25:00 | 1.03885 | 0.22 | 07.10.2011 03:45:00 | 1.03881 | \$ -403.85 |
| 757 | Buy | 07.10.2011 01:10:00 | 1.34247 | 0.49 | 07.10.2011 05:25:00 | 1.3429 | \$ 2220.25 |
| 756 | Buy | 07.10.2011 01:00:00 | 1.34277 | 0.5 | 07.10.2011 05:25:00 | 1.34293 | \$ 843.0 |
| 806 | Buy | 10.10.2011 00:00:00 | 0.97506 | 0.14 | 10.10.2011 01:47:00 | 0.97663 | \$ 2143.39 |
| 749 | Buy | 10.10.2011 00:00:00 | 102.794 | 0.68 | 10.10.2011 02:55:00 | 102.864 | \$ 4060.97 |
| 774 | Buy | 10.10.2011 01:35:00 | 1.55302 | 0.53 | 10.10.2011 03:10:00 | 1.55575 | \$ 15246.71 |
| 773 | Buy | 10.10.2011 01:30:00 | 1.55323 | 0.53 | 10.10.2011 03:10:00 | 1.55566 | \$ 13571.24 |
| 204 | Sell | 10.10.2011 01:30:00 | 0.862 | 0.22 | 10.10.2011 06:30:00 | 0.86245 | \$ -1620.65 |
| 652 | Sell | 10.10.2011 22:25:00 | 1.02915 | 0.22 | 10.10.2011 22:55:00 | 1.027 | \$ 3508.18 |
| 651 | Sell | 10.10.2011 22:15:00 | 1.02862 | 0.22 | 10.10.2011 22:55:00 | 1.02695 | \$ 2664.29 |
| 808 | Buy | 10.10.2011 21:50:00 | 0.99805 | 0.14 | 10.10.2011 23:20:00 | 0.99832 | \$ 225.44 |
| 809 | Buy | 10.10.2011 22:00:00 | 0.99747 | 0.14 | 10.10.2011 23:20:00 | 0.99823 | \$ 948.35 |
| 810 | Buy | 10.10.2011 22:10:00 | 0.99738 | 0.14 | 10.10.2011 23:20:00 | 0.99826 | \$ 1125.39 |
| 207 | Buy | 10.10.2011 22:10:00 | 0.87056 | 0.22 | 10.10.2011 23:35:00 | 0.87125 | \$ 1794.57 |
| 206 | Buy | 10.10.2011 21:50:00 | 0.87069 | 0.22 | 10.10.2011 23:35:00 | 0.87119 | \$ 1225.6 |
| 205 | Buy | 10.10.2011 21:40:00 | 0.87088 | 0.22 | 10.10.2011 23:35:00 | 0.87135 | \$ 1135.76 |
| 807 | Buy | 10.10.2011 21:40:00 | 0.99836 | 0.14 | 10.10.2011 23:56:00 | 0.99915 | \$ 992.61 |
| 751 | Buy | 10.10.2011 22:15:00 | 104.554 | 0.66 | 10.10.2011 23:59:00 | 104.592 | \$ 1817.93 |
| 752 | Buy | 10.10.2011 22:25:00 | 104.51 | 0.65 | 10.10.2011 23:59:00 | 104.586 | \$ 4260.7 |
| 654 | Sell | 11.10.2011 01:35:00 | 1.02782 | 0.22 | 11.10.2011 02:19:00 | 1.02756 | \$ 185.39 |
| 755 | Buy | 11.10.2011 01:05:00 | 104.53 | 0.65 | 11.10.2011 03:40:00 | 104.642 | \$ 6600.6 |
| 754 | Buy | 11.10.2011 01:00:00 | 104.539 | 0.66 | 11.10.2011 03:40:00 | 104.66 | \$ 7296.02 |
| 753 | Buy | 11.10.2011 00:25:00 | 104.564 | 0.66 | 11.10.2011 03:40:00 | 104.641 | \$ 4391.94 |
| 750 | Buy | 10.10.2011 21:40:00 | 104.627 | 0.66 | 11.10.2011 03:40:00 | 104.64 | \$ -131.46 |
| 761 | Buy | 11.10.2011 01:25:00 | 1.36264 | 0.48 | 11.10.2011 03:45:00 | 1.36398 | \$ 6777.72 |
| 760 | Buy | 11.10.2011 01:10:00 | 1.36295 | 0.48 | 11.10.2011 03:45:00 | 1.36388 | \$ 4703.94 |
| 759 | Buy | 11.10.2011 01:05:00 | 1.363 | 0.49 | 11.10.2011 03:45:00 | 1.36391 | \$ 4698.67 |
| 758 | Buy | 11.10.2011 01:00:00 | 1.36344 | 0.49 | 11.10.2011 03:45:00 | 1.36383 | \$ 2013.72 |
| 813 | Buy | 11.10.2011 02:30:00 | 0.99705 | 0.14 | 11.10.2011 03:47:00 | 0.99746 | \$ 431.99 |
| 653 | Sell | 11.10.2011 01:30:00 | 1.02763 | 0.22 | 11.10.2011 04:30:00 | 1.02634 | \$ 1996.22 |
| 488 | Sell | 10.10.2011 22:25:00 | 0.9041 | 0.5 | 11.10.2011 04:40:00 | 0.90357 | \$ 2764.29 |
| 487 | Sell | 10.10.2011 22:15:00 | 0.90391 | 0.5 | 11.10.2011 04:40:00 | 0.90348 | \$ 2188.32 |
| 486 | Sell | 10.10.2011 22:10:00 | 0.90384 | 0.51 | 11.10.2011 04:40:00 | 0.90356 | \$ 1350.86 |
| 485 | Sell | 10.10.2011 22:00:00 | 0.90344 | 0.51 | 11.10.2011 04:40:00 | 0.90347 | \$ -470.36 |
| 812 | Buy | 11.10.2011 01:35:00 | 0.99746 | 0.14 | 11.10.2011 04:55:00 | 0.99925 | \$ 2467.96 |
| 811 | Buy | 11.10.2011 01:30:00 | 0.99765 | 0.14 | 11.10.2011 04:55:00 | 0.99927 | \$ 2217.16 |

| | | | | | | | |
|-----|------|---------------------|---------|------|---------------------|---------|--------------|
| 778 | Buy | 11.10.2011 02:20:00 | 1.56439 | 0.52 | 11.10.2011 08:15:00 | 1.56282 | \$ -8602.82 |
| 777 | Buy | 11.10.2011 01:10:00 | 1.56509 | 0.53 | 11.10.2011 08:15:00 | 1.56269 | \$ -13403.7 |
| 776 | Buy | 11.10.2011 01:05:00 | 1.5654 | 0.53 | 11.10.2011 08:15:00 | 1.56268 | \$ -15190.86 |
| 775 | Buy | 11.10.2011 00:15:00 | 1.56568 | 0.54 | 11.10.2011 08:15:00 | 1.56287 | \$ -15989.6 |
| 762 | Sell | 11.10.2011 23:00:00 | 1.36796 | 0.49 | 11.10.2011 23:30:00 | 1.36483 | \$ 16168.73 |
| 780 | Sell | 11.10.2011 23:10:00 | 1.56173 | 0.52 | 11.10.2011 23:40:00 | 1.55763 | \$ 22476.18 |
| 779 | Sell | 11.10.2011 23:00:00 | 1.56144 | 0.52 | 11.10.2011 23:40:00 | 1.5578 | \$ 19954.46 |
| 655 | Buy | 11.10.2011 23:00:00 | 1.0279 | 0.22 | 12.10.2011 00:00:00 | 1.02949 | \$ 2460.29 |
| 656 | Buy | 11.10.2011 23:10:00 | 1.02748 | 0.22 | 12.10.2011 00:00:00 | 1.02929 | \$ 2846.86 |
| 759 | Buy | 11.10.2011 23:50:00 | 104.553 | 0.65 | 12.10.2011 02:15:00 | 104.688 | \$ 7801.01 |
| 758 | Buy | 11.10.2011 23:40:00 | 104.573 | 0.66 | 12.10.2011 02:15:00 | 104.689 | \$ 6666.87 |
| 757 | Buy | 11.10.2011 23:35:00 | 104.595 | 0.67 | 12.10.2011 02:15:00 | 104.675 | \$ 4355.72 |
| 756 | Buy | 11.10.2011 23:30:00 | 104.627 | 0.67 | 12.10.2011 02:15:00 | 104.676 | \$ 2278.44 |
| 766 | Buy | 11.10.2011 23:50:00 | 1.36359 | 0.49 | 12.10.2011 02:15:00 | 1.36508 | \$ 7405.33 |
| 765 | Buy | 11.10.2011 23:45:00 | 1.36391 | 0.49 | 12.10.2011 02:15:00 | 1.36502 | \$ 5443.24 |
| 764 | Buy | 11.10.2011 23:40:00 | 1.36403 | 0.5 | 12.10.2011 02:15:00 | 1.36513 | \$ 5501.65 |
| 763 | Buy | 11.10.2011 23:35:00 | 1.3644 | 0.5 | 12.10.2011 02:15:00 | 1.36509 | \$ 3341.46 |
| 767 | Buy | 12.10.2011 22:00:00 | 1.37901 | 0.5 | 12.10.2011 22:47:00 | 1.37929 | \$ 1475.25 |
| 349 | Buy | 13.10.2011 00:05:00 | 77.246 | 0.33 | 13.10.2011 01:20:00 | 77.279 | \$ 681.43 |
| 348 | Buy | 12.10.2011 23:40:00 | 77.253 | 0.33 | 13.10.2011 01:20:00 | 77.284 | \$ 442.18 |
| 770 | Buy | 13.10.2011 00:40:00 | 1.37789 | 0.49 | 13.10.2011 02:00:00 | 1.37886 | \$ 5008.47 |
| 769 | Buy | 12.10.2011 23:20:00 | 1.37824 | 0.5 | 13.10.2011 02:00:00 | 1.37883 | \$ 2226.61 |
| 768 | Buy | 12.10.2011 23:15:00 | 1.37847 | 0.5 | 13.10.2011 02:00:00 | 1.37896 | \$ 1699.74 |
| 784 | Buy | 13.10.2011 00:05:00 | 1.5739 | 0.52 | 13.10.2011 02:00:00 | 1.57523 | \$ 7287.74 |
| 783 | Buy | 12.10.2011 23:25:00 | 1.57465 | 0.53 | 13.10.2011 02:00:00 | 1.57505 | \$ 1555.42 |
| 782 | Buy | 12.10.2011 23:15:00 | 1.57506 | 0.53 | 13.10.2011 02:00:00 | 1.57508 | \$ -566.83 |
| 781 | Buy | 12.10.2011 23:10:00 | 1.57531 | 0.54 | 13.10.2011 02:00:00 | 1.57507 | \$ -2056.99 |
| 660 | Sell | 12.10.2011 23:25:00 | 1.01788 | 0.22 | 13.10.2011 02:15:00 | 1.01774 | \$ -221.68 |
| 659 | Sell | 12.10.2011 23:20:00 | 1.01749 | 0.22 | 13.10.2011 02:15:00 | 1.01774 | \$ -907.34 |
| 658 | Sell | 12.10.2011 23:15:00 | 1.0173 | 0.22 | 13.10.2011 02:15:00 | 1.01757 | \$ -942.49 |
| 657 | Sell | 12.10.2011 23:00:00 | 1.01712 | 0.22 | 13.10.2011 02:15:00 | 1.01763 | \$ -1364.44 |
| 492 | Sell | 12.10.2011 22:55:00 | 0.89465 | 0.5 | 13.10.2011 06:55:00 | 0.89662 | \$ -12201.62 |
| 491 | Sell | 12.10.2011 22:50:00 | 0.89458 | 0.5 | 13.10.2011 06:55:00 | 0.8967 | \$ -13065.56 |
| 490 | Sell | 12.10.2011 22:05:00 | 0.89427 | 0.5 | 13.10.2011 06:55:00 | 0.89675 | \$ -15139.06 |
| 489 | Sell | 12.10.2011 22:00:00 | 0.89411 | 0.51 | 13.10.2011 06:55:00 | 0.89667 | \$ -15911.82 |
| 763 | Buy | 12.10.2011 23:15:00 | 106.547 | 0.65 | 13.10.2011 06:55:00 | 106.283 | \$ -18735.83 |
| 762 | Buy | 12.10.2011 22:05:00 | 106.585 | 0.65 | 13.10.2011 06:55:00 | 106.296 | \$ -20361.11 |
| 761 | Buy | 12.10.2011 22:00:00 | 106.62 | 0.66 | 13.10.2011 06:55:00 | 106.292 | \$ -23248.61 |
| 760 | Buy | 12.10.2011 21:55:00 | 106.732 | 0.67 | 13.10.2011 06:55:00 | 106.289 | \$ -31306.67 |
| 352 | Buy | 13.10.2011 02:30:00 | 77.133 | 0.33 | 13.10.2011 07:50:00 | 77.091 | \$ -1793.57 |
| 351 | Buy | 13.10.2011 02:25:00 | 77.169 | 0.33 | 13.10.2011 07:50:00 | 77.075 | \$ -3509.57 |
| 350 | Buy | 13.10.2011 02:00:00 | 77.19 | 0.33 | 13.10.2011 07:50:00 | 77.089 | \$ -3740.57 |
| 773 | Sell | 13.10.2011 22:10:00 | 1.37969 | 0.49 | 13.10.2011 22:42:00 | 1.37919 | \$ 2582.86 |
| 766 | Sell | 13.10.2011 22:10:00 | 106.049 | 0.63 | 13.10.2011 22:45:00 | 106.022 | \$ 1032.83 |
| 767 | Sell | 13.10.2011 22:20:00 | 106.069 | 0.62 | 13.10.2011 22:45:00 | 106.029 | \$ 1822.39 |
| 814 | Sell | 13.10.2011 21:50:00 | 1.01965 | 0.14 | 13.10.2011 22:45:00 | 1.01941 | \$ 181.29 |
| 815 | Sell | 13.10.2011 22:00:00 | 1.01986 | 0.14 | 13.10.2011 22:45:00 | 1.01927 | \$ 697.83 |
| 816 | Sell | 13.10.2011 22:05:00 | 1.02043 | 0.14 | 13.10.2011 22:45:00 | 1.01929 | \$ 1509.54 |
| 817 | Sell | 13.10.2011 22:10:00 | 1.02061 | 0.14 | 13.10.2011 22:45:00 | 1.01922 | \$ 1878.5 |
| 663 | Buy | 13.10.2011 21:50:00 | 1.01893 | 0.22 | 13.10.2011 22:55:00 | 1.01939 | \$ 536.57 |
| 664 | Buy | 13.10.2011 21:55:00 | 1.01873 | 0.22 | 13.10.2011 22:55:00 | 1.01928 | \$ 694.72 |
| 787 | Sell | 13.10.2011 22:10:00 | 1.57766 | 0.53 | 13.10.2011 22:56:00 | 1.57731 | \$ 1955.6 |
| 788 | Sell | 13.10.2011 22:20:00 | 1.57802 | 0.52 | 13.10.2011 22:56:00 | 1.57738 | \$ 3508.48 |
| 790 | Sell | 13.10.2011 23:05:00 | 1.57789 | 0.52 | 13.10.2011 23:27:00 | 1.57745 | \$ 2412.08 |
| 772 | Sell | 13.10.2011 21:50:00 | 1.37867 | 0.5 | 14.10.2011 00:00:00 | 1.37774 | \$ 4861.08 |
| 771 | Sell | 13.10.2011 21:40:00 | 1.37697 | 0.51 | 14.10.2011 00:00:00 | 1.37774 | \$ -4181.89 |
| 493 | Buy | 13.10.2011 22:10:00 | 0.89676 | 0.49 | 14.10.2011 00:10:00 | 0.89811 | \$ 7607.43 |
| 765 | Sell | 13.10.2011 22:05:00 | 105.993 | 0.63 | 14.10.2011 00:20:00 | 105.85 | \$ 8200.7 |
| 764 | Sell | 13.10.2011 21:50:00 | 105.96 | 0.64 | 14.10.2011 00:20:00 | 105.865 | \$ 5259.17 |
| 818 | Sell | 13.10.2011 23:05:00 | 1.02121 | 0.14 | 14.10.2011 01:30:00 | 1.01827 | \$ 4139.35 |

| | | | | | | | |
|-----|------|---------------------|---------|------|---------------------|---------|-------------|
| 665 | Buy | 13.10.2011 23:05:00 | 1.01868 | 0.22 | 14.10.2011 01:40:00 | 1.02127 | \$ 4217.43 |
| 662 | Buy | 13.10.2011 21:45:00 | 1.02001 | 0.22 | 14.10.2011 01:40:00 | 1.02131 | \$ 1950.72 |
| 661 | Buy | 13.10.2011 21:25:00 | 1.02028 | 0.22 | 14.10.2011 01:40:00 | 1.02125 | \$ 1370.87 |
| 789 | Sell | 13.10.2011 23:00:00 | 1.57748 | 0.53 | 14.10.2011 01:45:00 | 1.57427 | \$ 17759.69 |
| 786 | Sell | 13.10.2011 22:05:00 | 1.57719 | 0.53 | 14.10.2011 01:45:00 | 1.57431 | \$ 15915.84 |
| 785 | Sell | 13.10.2011 22:00:00 | 1.57703 | 0.54 | 14.10.2011 01:45:00 | 1.57437 | \$ 14963.73 |
| 791 | Buy | 14.10.2011 02:00:00 | 1.57405 | 0.55 | 14.10.2011 03:21:00 | 1.57437 | \$ 1854.6 |
| 792 | Buy | 14.10.2011 02:05:00 | 1.57389 | 0.55 | 14.10.2011 03:21:00 | 1.57451 | \$ 3593.29 |
| 774 | Buy | 17.10.2011 00:30:00 | 1.38687 | 0.5 | 17.10.2011 01:01:00 | 1.38769 | \$ 4320.38 |
| 820 | Buy | 17.10.2011 00:40:00 | 1.03191 | 0.14 | 17.10.2011 02:00:00 | 1.03396 | \$ 2851.56 |
| 819 | Buy | 17.10.2011 00:30:00 | 1.03208 | 0.14 | 17.10.2011 02:00:00 | 1.03388 | \$ 2482.72 |
| 768 | Buy | 17.10.2011 00:05:00 | 106.856 | 0.64 | 17.10.2011 02:23:00 | 107.124 | \$ 16468.17 |
| 353 | Buy | 17.10.2011 00:30:00 | 77.068 | 0.33 | 17.10.2011 03:20:00 | 77.27 | \$ 6258.43 |
| 666 | Sell | 17.10.2011 02:30:00 | 1.01092 | 0.22 | 17.10.2011 05:15:00 | 1.00971 | \$ 1855.57 |
| 668 | Buy | 18.10.2011 02:15:00 | 1.02215 | 0.22 | 18.10.2011 05:10:00 | 1.02238 | \$ 132.43 |
| 667 | Buy | 18.10.2011 02:10:00 | 1.02258 | 0.22 | 18.10.2011 05:10:00 | 1.02244 | \$ -517.71 |
| 770 | Sell | 18.10.2011 01:35:00 | 105.616 | 0.65 | 18.10.2011 05:20:00 | 105.674 | \$ -4456.54 |
| 769 | Sell | 18.10.2011 01:10:00 | 105.587 | 0.65 | 18.10.2011 05:20:00 | 105.659 | \$ -5366.37 |
| 775 | Sell | 18.10.2011 02:15:00 | 1.3746 | 0.51 | 18.10.2011 05:20:00 | 1.37567 | \$ -5752.93 |
| 821 | Sell | 18.10.2011 02:30:00 | 1.01786 | 0.14 | 18.10.2011 05:20:00 | 1.01773 | \$ 18.95 |
| 822 | Sell | 18.10.2011 21:35:00 | 1.02445 | 0.14 | 18.10.2011 21:47:00 | 1.02386 | \$ 697.84 |
| 825 | Sell | 18.10.2011 22:15:00 | 1.03087 | 0.14 | 18.10.2011 22:21:00 | 1.03029 | \$ 683.08 |
| 778 | Sell | 18.10.2011 22:15:00 | 1.37992 | 0.49 | 18.10.2011 22:31:00 | 1.37949 | \$ 2221.26 |
| 824 | Sell | 18.10.2011 22:10:00 | 1.02935 | 0.14 | 18.10.2011 22:35:00 | 1.02903 | \$ 299.36 |
| 776 | Sell | 18.10.2011 22:05:00 | 1.37783 | 0.51 | 18.10.2011 23:07:00 | 1.37679 | \$ 5591.64 |
| 777 | Sell | 18.10.2011 22:10:00 | 1.37899 | 0.5 | 18.10.2011 23:07:00 | 1.37689 | \$ 11069.42 |
| 779 | Sell | 18.10.2011 22:45:00 | 1.37948 | 0.49 | 18.10.2011 23:07:00 | 1.37685 | \$ 13585.86 |
| 826 | Sell | 18.10.2011 22:40:00 | 1.02891 | 0.14 | 18.10.2011 23:07:00 | 1.02797 | \$ 1214.38 |
| 827 | Sell | 18.10.2011 22:45:00 | 1.0301 | 0.14 | 18.10.2011 23:07:00 | 1.02804 | \$ 2867.31 |
| 828 | Sell | 18.10.2011 22:55:00 | 1.03078 | 0.14 | 18.10.2011 23:07:00 | 1.02799 | \$ 3944.67 |
| 796 | Sell | 18.10.2011 22:05:00 | 1.57437 | 0.53 | 18.10.2011 23:08:00 | 1.57321 | \$ 6481.41 |
| 795 | Sell | 18.10.2011 22:00:00 | 1.57137 | 0.54 | 19.10.2011 00:10:00 | 1.56976 | \$ 8986.24 |
| 794 | Sell | 18.10.2011 21:35:00 | 1.57134 | 0.55 | 19.10.2011 00:10:00 | 1.56987 | \$ 8340.9 |
| 793 | Sell | 18.10.2011 21:25:00 | 1.57079 | 0.55 | 19.10.2011 00:10:00 | 1.56982 | \$ 5441.77 |
| 823 | Sell | 18.10.2011 22:05:00 | 1.02746 | 0.14 | 19.10.2011 00:19:00 | 1.02615 | \$ 1733.74 |
| 495 | Buy | 18.10.2011 22:10:00 | 0.89612 | 0.49 | 19.10.2011 03:00:00 | 0.89943 | \$ 18669.22 |
| 494 | Buy | 18.10.2011 22:05:00 | 0.89667 | 0.5 | 19.10.2011 03:00:00 | 0.89953 | \$ 16458.7 |
| 830 | Buy | 19.10.2011 02:25:00 | 1.02446 | 0.14 | 19.10.2011 03:55:00 | 1.02554 | \$ 1420.47 |
| 829 | Buy | 19.10.2011 01:35:00 | 1.02509 | 0.14 | 19.10.2011 03:55:00 | 1.02566 | \$ 668.04 |
| 780 | Buy | 19.10.2011 21:30:00 | 1.37404 | 0.52 | 19.10.2011 21:52:00 | 1.375 | \$ 5260.32 |
| 771 | Buy | 19.10.2011 21:30:00 | 105.391 | 0.65 | 19.10.2011 21:55:00 | 105.536 | \$ 8739.97 |
| 772 | Buy | 19.10.2011 22:15:00 | 105.422 | 0.65 | 19.10.2011 22:40:00 | 105.56 | \$ 8284.8 |
| 834 | Buy | 19.10.2011 22:05:00 | 1.02139 | 0.14 | 19.10.2011 23:09:00 | 1.02174 | \$ 343.47 |
| 672 | Sell | 19.10.2011 22:05:00 | 1.01985 | 0.22 | 20.10.2011 00:15:00 | 1.01932 | \$ 463.98 |
| 671 | Sell | 19.10.2011 22:00:00 | 1.01923 | 0.22 | 20.10.2011 00:15:00 | 1.0195 | \$ -942.5 |
| 670 | Sell | 19.10.2011 21:35:00 | 1.01819 | 0.22 | 20.10.2011 00:15:00 | 1.01939 | \$ -2577.52 |
| 669 | Sell | 19.10.2011 21:30:00 | 1.01789 | 0.22 | 20.10.2011 00:15:00 | 1.0195 | \$ -3298.33 |
| 833 | Buy | 19.10.2011 22:00:00 | 1.02243 | 0.14 | 20.10.2011 00:15:00 | 1.02312 | \$ 751.69 |
| 832 | Buy | 19.10.2011 21:30:00 | 1.02332 | 0.14 | 20.10.2011 00:15:00 | 1.02313 | \$ -546.62 |
| 831 | Buy | 19.10.2011 21:25:00 | 1.02394 | 0.14 | 20.10.2011 00:15:00 | 1.02311 | \$ -1490.84 |
| 800 | Buy | 19.10.2011 22:05:00 | 1.57558 | 0.55 | 20.10.2011 02:35:00 | 1.57802 | \$ 13437.18 |
| 799 | Buy | 19.10.2011 21:35:00 | 1.576 | 0.55 | 20.10.2011 02:35:00 | 1.57783 | \$ 9901.85 |
| 798 | Buy | 19.10.2011 21:30:00 | 1.57623 | 0.56 | 20.10.2011 02:35:00 | 1.57787 | \$ 8960.7 |
| 797 | Buy | 19.10.2011 21:25:00 | 1.57662 | 0.56 | 20.10.2011 02:35:00 | 1.57801 | \$ 7485.45 |
| 673 | Buy | 20.10.2011 02:30:00 | 1.01819 | 0.22 | 20.10.2011 03:50:00 | 1.01876 | \$ 729.86 |
| 781 | Sell | 20.10.2011 02:30:00 | 1.37679 | 0.52 | 20.10.2011 04:05:00 | 1.37587 | \$ 5043.43 |
| 836 | Sell | 20.10.2011 02:30:00 | 1.02431 | 0.14 | 20.10.2011 04:05:00 | 1.02338 | \$ 1199.62 |
| 835 | Sell | 20.10.2011 01:30:00 | 1.0235 | 0.14 | 20.10.2011 04:05:00 | 1.02328 | \$ 151.77 |
| 784 | Sell | 20.10.2011 21:40:00 | 1.37789 | 0.5 | 20.10.2011 21:50:00 | 1.37747 | \$ 2213.88 |
| 774 | Sell | 20.10.2011 21:40:00 | 105.883 | 0.64 | 21.10.2011 00:05:00 | 105.782 | \$ 5643.58 |

| | | | | | | | |
|-----|------|---------------------|---------|------|---------------------|---------|--------------|
| 773 | Sell | 20.10.2011 21:35:00 | 105.69 | 0.66 | 21.10.2011 00:05:00 | 105.769 | \$ -6058.77 |
| 804 | Sell | 20.10.2011 22:45:00 | 1.57985 | 0.55 | 21.10.2011 01:14:00 | 1.57974 | \$ 455.26 |
| 786 | Sell | 20.10.2011 22:05:00 | 1.37782 | 0.5 | 21.10.2011 02:30:00 | 1.37688 | \$ 4913.79 |
| 785 | Sell | 20.10.2011 21:55:00 | 1.37711 | 0.5 | 21.10.2011 02:30:00 | 1.37697 | \$ 696.87 |
| 783 | Sell | 20.10.2011 21:35:00 | 1.37488 | 0.52 | 21.10.2011 02:30:00 | 1.37689 | \$ -11061.55 |
| 782 | Sell | 20.10.2011 21:30:00 | 1.37421 | 0.52 | 21.10.2011 02:30:00 | 1.37686 | \$ -14570.03 |
| 803 | Sell | 20.10.2011 21:40:00 | 1.57952 | 0.56 | 21.10.2011 02:40:00 | 1.57845 | \$ 6131.08 |
| 802 | Sell | 20.10.2011 21:35:00 | 1.57751 | 0.57 | 21.10.2011 02:40:00 | 1.5783 | \$ -4936.39 |
| 801 | Sell | 20.10.2011 21:30:00 | 1.57716 | 0.57 | 21.10.2011 02:40:00 | 1.57842 | \$ -7760.67 |
| 787 | Buy | 24.10.2011 00:30:00 | 1.38539 | 0.52 | 24.10.2011 01:28:00 | 1.38583 | \$ 2410.98 |
| 839 | Buy | 24.10.2011 01:30:00 | 1.03166 | 0.14 | 24.10.2011 02:25:00 | 1.03193 | \$ 225.43 |
| 807 | Buy | 24.10.2011 01:30:00 | 1.59343 | 0.56 | 24.10.2011 02:43:00 | 1.59366 | \$ 1357.23 |
| 808 | Buy | 24.10.2011 01:40:00 | 1.59326 | 0.55 | 24.10.2011 02:43:00 | 1.59368 | \$ 2434.16 |
| 838 | Buy | 24.10.2011 00:45:00 | 1.03216 | 0.14 | 24.10.2011 03:10:00 | 1.03402 | \$ 2571.24 |
| 837 | Buy | 24.10.2011 00:40:00 | 1.03276 | 0.14 | 24.10.2011 03:10:00 | 1.03416 | \$ 1892.58 |
| 791 | Buy | 24.10.2011 01:45:00 | 1.38514 | 0.5 | 24.10.2011 03:40:00 | 1.38573 | \$ 3108.56 |
| 790 | Buy | 24.10.2011 01:40:00 | 1.38538 | 0.51 | 24.10.2011 03:40:00 | 1.38588 | \$ 2687.07 |
| 789 | Buy | 24.10.2011 01:35:00 | 1.38543 | 0.51 | 24.10.2011 03:40:00 | 1.38575 | \$ 1719.72 |
| 788 | Buy | 24.10.2011 01:30:00 | 1.38574 | 0.52 | 24.10.2011 03:40:00 | 1.38573 | \$ -54.79 |
| 498 | Sell | 24.10.2011 02:05:00 | 0.88407 | 0.5 | 24.10.2011 03:45:00 | 0.88292 | \$ 6618.64 |
| 497 | Sell | 24.10.2011 02:00:00 | 0.88369 | 0.51 | 24.10.2011 03:45:00 | 0.88295 | \$ 4342.31 |
| 496 | Sell | 24.10.2011 01:00:00 | 0.88343 | 0.51 | 24.10.2011 03:45:00 | 0.88293 | \$ 2932.34 |
| 806 | Buy | 24.10.2011 01:25:00 | 1.59383 | 0.56 | 24.10.2011 03:45:00 | 1.59472 | \$ 5251.89 |
| 805 | Buy | 24.10.2011 00:30:00 | 1.59397 | 0.57 | 24.10.2011 03:45:00 | 1.59477 | \$ 4805.1 |
| 354 | Sell | 24.10.2011 00:00:00 | 76.177 | 0.33 | 24.10.2011 04:40:00 | 76.302 | \$ -4532.57 |
| 775 | Sell | 24.10.2011 00:00:00 | 105.477 | 0.66 | 24.10.2011 04:40:00 | 105.683 | \$ -14292.22 |
| 842 | Buy | 24.10.2011 22:40:00 | 1.04656 | 0.14 | 25.10.2011 00:33:00 | 1.04683 | \$ 194.31 |
| 843 | Buy | 25.10.2011 01:25:00 | 1.0455 | 0.14 | 25.10.2011 02:15:00 | 1.04604 | \$ 623.78 |
| 844 | Buy | 25.10.2011 02:30:00 | 1.04583 | 0.14 | 25.10.2011 04:25:00 | 1.04663 | \$ 1007.37 |
| 841 | Buy | 24.10.2011 22:35:00 | 1.04679 | 0.14 | 25.10.2011 04:25:00 | 1.04657 | \$ -528.61 |
| 840 | Buy | 24.10.2011 22:30:00 | 1.04696 | 0.14 | 25.10.2011 04:25:00 | 1.04663 | \$ -690.9 |
| 674 | Buy | 25.10.2011 22:05:00 | 1.0134 | 0.22 | 25.10.2011 23:32:00 | 1.01543 | \$ 3295.28 |
| 793 | Buy | 25.10.2011 23:10:00 | 1.38992 | 0.51 | 26.10.2011 01:15:00 | 1.39141 | \$ 7707.59 |
| 792 | Buy | 25.10.2011 23:00:00 | 1.39019 | 0.52 | 26.10.2011 01:15:00 | 1.39134 | \$ 5995.68 |
| 809 | Buy | 25.10.2011 23:00:00 | 1.59934 | 0.57 | 26.10.2011 01:15:00 | 1.60095 | \$ 9427.02 |
| 355 | Sell | 26.10.2011 00:00:00 | 76.077 | 0.33 | 26.10.2011 04:00:00 | 76.055 | \$ 318.43 |
| 776 | Sell | 26.10.2011 00:00:00 | 105.821 | 0.65 | 26.10.2011 07:10:00 | 105.748 | \$ 4057.15 |
| 795 | Sell | 26.10.2011 21:40:00 | 1.39159 | 0.52 | 26.10.2011 22:00:00 | 1.39064 | \$ 5207.89 |
| 845 | Sell | 26.10.2011 21:40:00 | 1.04043 | 0.14 | 26.10.2011 22:00:00 | 1.03929 | \$ 1509.54 |
| 500 | Buy | 26.10.2011 21:40:00 | 0.8811 | 0.51 | 26.10.2011 22:02:00 | 0.88128 | \$ 1052.25 |
| 813 | Sell | 26.10.2011 22:45:00 | 1.59741 | 0.56 | 26.10.2011 22:58:00 | 1.59672 | \$ 4073.55 |
| 846 | Sell | 26.10.2011 22:45:00 | 1.04065 | 0.14 | 26.10.2011 22:59:00 | 1.03993 | \$ 889.69 |
| 794 | Sell | 26.10.2011 21:35:00 | 1.39042 | 0.52 | 26.10.2011 23:23:00 | 1.3901 | \$ 1754.24 |
| 814 | Sell | 26.10.2011 23:10:00 | 1.59753 | 0.56 | 26.10.2011 23:28:00 | 1.59697 | \$ 3306.06 |
| 501 | Buy | 26.10.2011 23:05:00 | 0.88078 | 0.51 | 26.10.2011 23:30:00 | 0.88116 | \$ 2227.07 |
| 357 | Sell | 26.10.2011 22:45:00 | 76.308 | 0.33 | 26.10.2011 23:55:00 | 76.166 | \$ 4278.43 |
| 356 | Sell | 26.10.2011 22:30:00 | 76.256 | 0.33 | 26.10.2011 23:55:00 | 76.16 | \$ 2760.43 |
| 780 | Sell | 26.10.2011 22:05:00 | 105.931 | 0.63 | 27.10.2011 00:50:00 | 105.834 | \$ 5022.2 |
| 779 | Sell | 26.10.2011 21:40:00 | 105.89 | 0.63 | 27.10.2011 00:50:00 | 105.827 | \$ 2880.37 |
| 778 | Sell | 26.10.2011 21:35:00 | 105.789 | 0.64 | 27.10.2011 00:50:00 | 105.835 | \$ -4049.25 |
| 777 | Sell | 26.10.2011 21:30:00 | 105.693 | 0.65 | 27.10.2011 00:50:00 | 105.821 | \$ -9441.81 |
| 815 | Sell | 26.10.2011 23:55:00 | 1.59761 | 0.56 | 27.10.2011 01:13:00 | 1.59674 | \$ 4578.59 |
| 499 | Buy | 26.10.2011 21:35:00 | 0.88158 | 0.52 | 27.10.2011 02:00:00 | 0.88165 | \$ 392.5 |
| 812 | Sell | 26.10.2011 22:15:00 | 1.59668 | 0.56 | 27.10.2011 02:05:00 | 1.59552 | \$ 6290.66 |
| 811 | Sell | 26.10.2011 21:50:00 | 1.59644 | 0.57 | 27.10.2011 02:05:00 | 1.59545 | \$ 5381.44 |
| 810 | Sell | 26.10.2011 21:40:00 | 1.59594 | 0.57 | 27.10.2011 02:05:00 | 1.59553 | \$ 1896.16 |
| 503 | Sell | 27.10.2011 22:45:00 | 0.8608 | 0.51 | 28.10.2011 01:03:00 | 0.86062 | \$ 763.37 |
| 504 | Sell | 27.10.2011 22:50:00 | 0.86141 | 0.51 | 28.10.2011 01:03:00 | 0.86064 | \$ 4229.54 |
| 208 | Buy | 27.10.2011 22:30:00 | 0.88119 | 0.21 | 28.10.2011 02:15:00 | 0.88127 | \$ -142.16 |
| 676 | Sell | 28.10.2011 01:45:00 | 0.99219 | 0.22 | 28.10.2011 02:30:00 | 0.99124 | \$ 1398.47 |

| | | | | | | | |
|-----|------|---------------------|---------|------|---------------------|---------|--------------|
| 675 | Sell | 28.10.2011 01:30:00 | 0.99205 | 0.22 | 28.10.2011 02:30:00 | 0.99129 | \$ 1064.44 |
| 798 | Buy | 27.10.2011 22:50:00 | 1.41808 | 0.5 | 28.10.2011 02:35:00 | 1.41893 | \$ 4184.46 |
| 797 | Buy | 27.10.2011 22:45:00 | 1.41877 | 0.51 | 28.10.2011 02:35:00 | 1.41898 | \$ 828.7 |
| 796 | Buy | 27.10.2011 22:30:00 | 1.41945 | 0.52 | 28.10.2011 02:35:00 | 1.41896 | \$ -2990.7 |
| 784 | Buy | 28.10.2011 01:10:00 | 107.675 | 0.62 | 28.10.2011 02:40:00 | 107.74 | \$ 3362.45 |
| 783 | Buy | 27.10.2011 22:50:00 | 107.694 | 0.63 | 28.10.2011 02:40:00 | 107.748 | \$ 2438.16 |
| 782 | Buy | 27.10.2011 22:45:00 | 107.719 | 0.63 | 28.10.2011 02:40:00 | 107.746 | \$ 737.01 |
| 781 | Buy | 27.10.2011 22:30:00 | 107.774 | 0.64 | 28.10.2011 02:40:00 | 107.733 | \$ -3603.6 |
| 505 | Sell | 28.10.2011 02:05:00 | 0.86091 | 0.52 | 28.10.2011 02:45:00 | 0.8598 | \$ 6643.78 |
| 502 | Sell | 27.10.2011 22:30:00 | 0.86049 | 0.52 | 28.10.2011 02:45:00 | 0.85983 | \$ 3653.57 |
| 817 | Buy | 28.10.2011 01:30:00 | 1.60833 | 0.58 | 28.10.2011 02:45:00 | 1.60981 | \$ 9045.39 |
| 816 | Buy | 28.10.2011 01:10:00 | 1.60875 | 0.58 | 28.10.2011 02:45:00 | 1.60978 | \$ 6295.11 |
| 847 | Buy | 31.10.2011 00:00:00 | 1.06986 | 0.14 | 31.10.2011 00:45:00 | 1.07154 | \$ 2305.68 |
| 677 | Buy | 31.10.2011 00:00:00 | 0.99139 | 0.23 | 31.10.2011 01:00:00 | 0.99157 | \$ 46.61 |
| 851 | Buy | 31.10.2011 01:50:00 | 1.06848 | 0.14 | 31.10.2011 03:50:00 | 1.06804 | \$ -822.06 |
| 850 | Buy | 31.10.2011 01:45:00 | 1.06861 | 0.14 | 31.10.2011 03:50:00 | 1.06792 | \$ -1190.9 |
| 849 | Buy | 31.10.2011 01:40:00 | 1.06894 | 0.14 | 31.10.2011 03:50:00 | 1.06801 | \$ -1544.98 |
| 848 | Buy | 31.10.2011 01:30:00 | 1.06918 | 0.14 | 31.10.2011 03:50:00 | 1.06802 | \$ -1884.31 |
| 786 | Buy | 31.10.2011 22:35:00 | 108.194 | 0.63 | 01.11.2011 00:31:00 | 108.233 | \$ 1490.06 |
| 787 | Buy | 31.10.2011 23:00:00 | 108.173 | 0.62 | 01.11.2011 00:31:00 | 108.24 | \$ 3202.53 |
| 818 | Buy | 31.10.2011 23:00:00 | 1.60779 | 0.58 | 01.11.2011 00:31:00 | 1.60794 | \$ 669.26 |
| 819 | Buy | 31.10.2011 23:15:00 | 1.60757 | 0.58 | 01.11.2011 00:31:00 | 1.60793 | \$ 1952.72 |
| 785 | Buy | 31.10.2011 22:30:00 | 108.23 | 0.64 | 01.11.2011 01:00:00 | 108.265 | \$ 1257.46 |
| 681 | Sell | 01.11.2011 00:00:00 | 1.00066 | 0.21 | 01.11.2011 03:05:00 | 0.99811 | \$ 4019.98 |
| 680 | Sell | 31.10.2011 23:50:00 | 1.00013 | 0.22 | 01.11.2011 03:05:00 | 0.9981 | \$ 3231.83 |
| 679 | Sell | 31.10.2011 23:45:00 | 0.99957 | 0.22 | 01.11.2011 03:05:00 | 0.99817 | \$ 2124.24 |
| 678 | Sell | 31.10.2011 23:30:00 | 0.99921 | 0.22 | 01.11.2011 03:05:00 | 0.99826 | \$ 1333.1 |
| 823 | Buy | 01.11.2011 01:50:00 | 1.6064 | 0.57 | 01.11.2011 03:05:00 | 1.60799 | \$ 9550.14 |
| 822 | Buy | 01.11.2011 01:40:00 | 1.60661 | 0.58 | 01.11.2011 03:05:00 | 1.60809 | \$ 9045.39 |
| 821 | Buy | 01.11.2011 01:35:00 | 1.607 | 0.58 | 01.11.2011 03:05:00 | 1.60803 | \$ 6295.1 |
| 820 | Buy | 01.11.2011 00:35:00 | 1.60737 | 0.58 | 01.11.2011 03:05:00 | 1.60813 | \$ 4644.93 |
| 210 | Sell | 01.11.2011 01:10:00 | 0.86192 | 0.21 | 01.11.2011 03:20:00 | 0.86113 | \$ 2001.14 |
| 209 | Sell | 01.11.2011 01:00:00 | 0.86175 | 0.21 | 01.11.2011 03:20:00 | 0.86115 | \$ 1457.47 |
| 788 | Sell | 01.11.2011 02:30:00 | 108.606 | 0.64 | 01.11.2011 04:05:00 | 108.391 | \$ 13064.86 |
| 358 | Sell | 01.11.2011 02:30:00 | 78.431 | 0.32 | 01.11.2011 07:27:00 | 78.229 | \$ 6068.78 |
| 799 | Sell | 01.11.2011 21:35:00 | 1.3751 | 0.52 | 01.11.2011 22:10:00 | 1.36989 | \$ 28561.2 |
| 682 | Buy | 01.11.2011 21:35:00 | 1.01561 | 0.22 | 01.11.2011 22:13:00 | 1.01717 | \$ 2469.42 |
| 852 | Sell | 01.11.2011 22:40:00 | 1.0373 | 0.14 | 01.11.2011 22:55:00 | 1.03186 | \$ 7855.65 |
| 801 | Buy | 02.11.2011 23:05:00 | 1.37271 | 0.52 | 03.11.2011 00:20:00 | 1.37522 | \$ 12836.32 |
| 800 | Buy | 02.11.2011 23:00:00 | 1.37345 | 0.53 | 03.11.2011 00:20:00 | 1.37534 | \$ 9620.55 |
| 789 | Buy | 02.11.2011 23:00:00 | 107.215 | 0.65 | 03.11.2011 01:33:00 | 107.262 | \$ 1474.71 |
| 790 | Buy | 02.11.2011 23:05:00 | 107.168 | 0.64 | 03.11.2011 01:33:00 | 107.256 | \$ 4076.36 |
| 824 | Buy | 02.11.2011 23:00:00 | 1.59373 | 0.59 | 03.11.2011 01:34:00 | 1.59443 | \$ 3596.64 |
| 825 | Buy | 02.11.2011 23:05:00 | 1.59304 | 0.59 | 03.11.2011 01:34:00 | 1.59436 | \$ 7451.27 |
| 683 | Sell | 03.11.2011 02:30:00 | 1.0166 | 0.22 | 03.11.2011 06:30:00 | 1.01859 | \$ -3770.3 |
| 506 | Sell | 03.11.2011 02:30:00 | 0.88667 | 0.51 | 03.11.2011 06:40:00 | 0.88612 | \$ 3226.08 |
| 791 | Buy | 03.11.2011 02:30:00 | 107.004 | 0.65 | 03.11.2011 06:40:00 | 106.87 | \$ -9405.54 |
| 805 | Buy | 03.11.2011 02:25:00 | 1.37036 | 0.52 | 03.11.2011 06:40:00 | 1.36952 | \$ -4602.78 |
| 804 | Buy | 03.11.2011 02:20:00 | 1.37071 | 0.52 | 03.11.2011 06:40:00 | 1.36953 | \$ -6465.81 |
| 803 | Buy | 03.11.2011 02:15:00 | 1.37168 | 0.53 | 03.11.2011 06:40:00 | 1.36943 | \$ -12565.97 |
| 802 | Buy | 03.11.2011 02:05:00 | 1.37205 | 0.54 | 03.11.2011 06:40:00 | 1.36955 | \$ -14225.62 |
| 856 | Buy | 03.11.2011 02:20:00 | 1.02934 | 0.14 | 03.11.2011 06:45:00 | 1.02495 | \$ -6649.69 |
| 855 | Buy | 03.11.2011 02:15:00 | 1.02958 | 0.14 | 03.11.2011 06:45:00 | 1.02484 | \$ -7166.06 |
| 854 | Buy | 03.11.2011 02:05:00 | 1.03012 | 0.14 | 03.11.2011 06:45:00 | 1.02478 | \$ -8051.27 |
| 853 | Buy | 03.11.2011 02:00:00 | 1.03119 | 0.14 | 03.11.2011 06:45:00 | 1.02485 | \$ -9526.61 |
| 807 | Buy | 04.11.2011 01:35:00 | 1.38047 | 0.52 | 04.11.2011 02:00:00 | 1.38238 | \$ 10465.84 |
| 806 | Buy | 04.11.2011 00:45:00 | 1.38105 | 0.52 | 04.11.2011 02:00:00 | 1.38231 | \$ 6904.17 |
| 860 | Buy | 04.11.2011 01:40:00 | 1.03913 | 0.13 | 04.11.2011 02:20:00 | 1.04115 | \$ 2606.77 |
| 859 | Buy | 04.11.2011 01:35:00 | 1.03935 | 0.13 | 04.11.2011 02:20:00 | 1.04134 | \$ 2565.67 |
| 858 | Buy | 04.11.2011 00:35:00 | 1.03957 | 0.13 | 04.11.2011 02:20:00 | 1.0412 | \$ 2072.49 |

| | | | | | | | |
|-----|------|---------------------|---------|------|---------------------|---------|-------------|
| 857 | Buy | 04.11.2011 00:30:00 | 1.04063 | 0.13 | 04.11.2011 02:20:00 | 1.04114 | \$ 538.12 |
| 826 | Buy | 04.11.2011 00:30:00 | 1.60291 | 0.6 | 04.11.2011 08:50:00 | 1.60203 | \$ -5563.8 |
| 507 | Buy | 07.11.2011 00:00:00 | 0.88723 | 0.51 | 07.11.2011 00:05:00 | 0.88773 | \$ 2931.96 |
| 792 | Sell | 07.11.2011 00:00:00 | 108.107 | 0.64 | 07.11.2011 00:36:00 | 108.032 | \$ 4108.15 |
| 808 | Sell | 07.11.2011 00:00:00 | 1.38266 | 0.52 | 07.11.2011 00:36:00 | 1.38233 | \$ 1809.06 |
| 794 | Sell | 07.11.2011 00:45:00 | 108.053 | 0.64 | 07.11.2011 01:35:00 | 107.73 | \$ 19980.49 |
| 793 | Sell | 07.11.2011 00:40:00 | 108.011 | 0.64 | 07.11.2011 01:35:00 | 107.73 | \$ 17292.7 |
| 213 | Sell | 07.11.2011 00:45:00 | 0.86091 | 0.21 | 07.11.2011 01:45:00 | 0.85996 | \$ 2458.97 |
| 212 | Sell | 07.11.2011 00:40:00 | 0.86064 | 0.21 | 07.11.2011 01:45:00 | 0.86 | \$ 1571.93 |
| 211 | Sell | 07.11.2011 00:00:00 | 0.8604 | 0.21 | 07.11.2011 01:45:00 | 0.86004 | \$ 770.74 |
| 810 | Sell | 07.11.2011 00:45:00 | 1.38302 | 0.52 | 07.11.2011 01:45:00 | 1.37901 | \$ 21982.81 |
| 809 | Sell | 07.11.2011 00:40:00 | 1.38228 | 0.53 | 07.11.2011 01:45:00 | 1.37906 | \$ 17991.49 |
| 829 | Sell | 07.11.2011 00:45:00 | 1.60616 | 0.58 | 07.11.2011 01:50:00 | 1.60254 | \$ 22134.61 |
| 828 | Sell | 07.11.2011 00:35:00 | 1.60589 | 0.59 | 07.11.2011 01:50:00 | 1.60253 | \$ 20899.06 |
| 827 | Sell | 07.11.2011 00:30:00 | 1.6054 | 0.59 | 07.11.2011 01:50:00 | 1.6027 | \$ 16793.89 |
| 861 | Sell | 07.11.2011 00:45:00 | 1.04086 | 0.13 | 07.11.2011 02:03:00 | 1.04022 | \$ 716.51 |
| 862 | Sell | 07.11.2011 01:10:00 | 1.04131 | 0.13 | 07.11.2011 02:03:00 | 1.04018 | \$ 1388.01 |
| 863 | Sell | 07.11.2011 01:15:00 | 1.04214 | 0.13 | 07.11.2011 02:03:00 | 1.04022 | \$ 2470.65 |
| 684 | Buy | 07.11.2011 01:10:00 | 1.01512 | 0.22 | 07.11.2011 02:05:00 | 1.01766 | \$ 4191.42 |
| 688 | Buy | 07.11.2011 22:15:00 | 1.01284 | 0.22 | 07.11.2011 22:37:00 | 1.01304 | \$ 79.72 |
| 813 | Sell | 07.11.2011 22:10:00 | 1.37801 | 0.53 | 07.11.2011 22:37:00 | 1.37769 | \$ 1787.98 |
| 796 | Sell | 07.11.2011 22:10:00 | 107.579 | 0.65 | 07.11.2011 22:39:00 | 107.567 | \$ 80.78 |
| 830 | Sell | 07.11.2011 22:00:00 | 1.60572 | 0.61 | 07.11.2011 22:40:00 | 1.60537 | \$ 2250.78 |
| 812 | Sell | 07.11.2011 22:00:00 | 1.3774 | 0.53 | 08.11.2011 00:35:00 | 1.37651 | \$ 4929.24 |
| 811 | Sell | 07.11.2011 21:25:00 | 1.37633 | 0.54 | 08.11.2011 00:35:00 | 1.37654 | \$ -1239.88 |
| 508 | Buy | 07.11.2011 23:00:00 | 0.90051 | 0.51 | 08.11.2011 01:25:00 | 0.90111 | \$ 3512.33 |
| 867 | Sell | 07.11.2011 22:00:00 | 1.03772 | 0.13 | 08.11.2011 01:25:00 | 1.03662 | \$ 1322.1 |
| 866 | Sell | 07.11.2011 21:55:00 | 1.03734 | 0.13 | 08.11.2011 01:25:00 | 1.03652 | \$ 938.39 |
| 865 | Sell | 07.11.2011 21:40:00 | 1.03698 | 0.13 | 08.11.2011 01:25:00 | 1.03649 | \$ 486.15 |
| 864 | Sell | 07.11.2011 21:25:00 | 1.03664 | 0.14 | 08.11.2011 01:25:00 | 1.03664 | \$ -199.61 |
| 687 | Buy | 07.11.2011 22:00:00 | 1.01314 | 0.22 | 08.11.2011 01:40:00 | 1.01408 | \$ 1318.15 |
| 686 | Buy | 07.11.2011 21:55:00 | 1.01363 | 0.22 | 08.11.2011 01:40:00 | 1.01401 | \$ 334.15 |
| 685 | Buy | 07.11.2011 21:25:00 | 1.01437 | 0.22 | 08.11.2011 01:40:00 | 1.0141 | \$ -807.99 |
| 795 | Sell | 07.11.2011 22:00:00 | 107.54 | 0.66 | 08.11.2011 01:40:00 | 107.365 | \$ 10693.04 |
| 798 | Sell | 08.11.2011 21:55:00 | 107.558 | 0.66 | 08.11.2011 22:54:00 | 107.539 | \$ 544.16 |
| 871 | Sell | 08.11.2011 22:00:00 | 1.03902 | 0.13 | 09.11.2011 00:10:00 | 1.03879 | \$ 129.84 |
| 870 | Sell | 08.11.2011 21:40:00 | 1.03852 | 0.13 | 09.11.2011 00:10:00 | 1.03878 | \$ -541.67 |
| 869 | Sell | 08.11.2011 21:30:00 | 1.03828 | 0.14 | 09.11.2011 00:10:00 | 1.03875 | \$ -893.25 |
| 868 | Sell | 08.11.2011 21:25:00 | 1.03777 | 0.14 | 09.11.2011 00:10:00 | 1.03869 | \$ -1557.38 |
| 831 | Buy | 08.11.2011 23:30:00 | 1.60886 | 0.61 | 09.11.2011 01:45:00 | 1.60986 | \$ 6167.56 |
| 797 | Sell | 08.11.2011 21:30:00 | 107.525 | 0.66 | 09.11.2011 01:55:00 | 107.453 | \$ 3895.17 |
| 872 | Buy | 09.11.2011 00:30:00 | 1.03753 | 0.14 | 09.11.2011 01:56:00 | 1.03796 | \$ 461.49 |
| 690 | Buy | 08.11.2011 21:45:00 | 1.00982 | 0.22 | 09.11.2011 05:55:00 | 1.01086 | \$ 1493.87 |
| 689 | Buy | 08.11.2011 21:30:00 | 1.0099 | 0.22 | 09.11.2011 05:55:00 | 1.01073 | \$ 1124.86 |
| 873 | Buy | 10.11.2011 22:00:00 | 1.01279 | 0.14 | 10.11.2011 22:35:00 | 1.01424 | \$ 1966.35 |
| 832 | Buy | 10.11.2011 21:30:00 | 1.5914 | 0.61 | 10.11.2011 23:43:00 | 1.59257 | \$ 7520.61 |
| 833 | Buy | 10.11.2011 21:35:00 | 1.59116 | 0.61 | 10.11.2011 23:43:00 | 1.59268 | \$ 9770.37 |
| 834 | Buy | 10.11.2011 21:40:00 | 1.59092 | 0.6 | 10.11.2011 23:43:00 | 1.59275 | \$ 11570.18 |
| 835 | Buy | 10.11.2011 21:55:00 | 1.59087 | 0.6 | 10.11.2011 23:43:00 | 1.59262 | \$ 11064.37 |
| 815 | Buy | 10.11.2011 21:35:00 | 1.35958 | 0.55 | 11.11.2011 00:28:00 | 1.35994 | \$ 1763.04 |
| 816 | Buy | 10.11.2011 21:40:00 | 1.35877 | 0.54 | 11.11.2011 00:28:00 | 1.35991 | \$ 6169.39 |
| 817 | Buy | 10.11.2011 22:00:00 | 1.35784 | 0.53 | 11.11.2011 00:28:00 | 1.35993 | \$ 11360.77 |
| 799 | Buy | 10.11.2011 22:00:00 | 105.434 | 0.68 | 11.11.2011 01:15:00 | 105.691 | \$ 16450.97 |
| 814 | Buy | 10.11.2011 21:30:00 | 1.35983 | 0.55 | 11.11.2011 01:50:00 | 1.36132 | \$ 8312.11 |
| 509 | Sell | 10.11.2011 21:30:00 | 0.90682 | 0.51 | 11.11.2011 02:14:00 | 0.90658 | \$ 1115.86 |
| 510 | Sell | 10.11.2011 21:40:00 | 0.90727 | 0.51 | 11.11.2011 02:14:00 | 0.90658 | \$ 3759.56 |
| 511 | Sell | 10.11.2011 21:55:00 | 0.90745 | 0.51 | 11.11.2011 02:14:00 | 0.90669 | \$ 4170.79 |
| 512 | Sell | 10.11.2011 22:00:00 | 0.90783 | 0.5 | 11.11.2011 02:14:00 | 0.90656 | \$ 7026.46 |
| 836 | Buy | 14.11.2011 01:40:00 | 1.60648 | 0.62 | 14.11.2011 02:10:00 | 1.60679 | \$ 2025.31 |
| 818 | Buy | 14.11.2011 02:30:00 | 1.37656 | 0.56 | 14.11.2011 05:15:00 | 1.37695 | \$ 2301.39 |

| | | | | | | | |
|-----|------|---------------------|---------|------|---------------------|---------|--------------|
| 691 | Sell | 14.11.2011 02:30:00 | 1.0114 | 0.23 | 14.11.2011 09:05:00 | 1.01435 | \$ -5706.16 |
| 874 | Buy | 14.11.2011 02:30:00 | 1.03075 | 0.14 | 14.11.2011 09:05:00 | 1.0298 | \$ -1574.49 |
| 837 | Sell | 14.11.2011 21:25:00 | 1.59128 | 0.62 | 14.11.2011 21:55:00 | 1.58929 | \$ 13007.09 |
| 838 | Sell | 14.11.2011 22:40:00 | 1.59104 | 0.62 | 14.11.2011 23:56:00 | 1.59094 | \$ 653.63 |
| 839 | Sell | 14.11.2011 22:45:00 | 1.59118 | 0.62 | 14.11.2011 23:56:00 | 1.59092 | \$ 1699.42 |
| 801 | Sell | 14.11.2011 22:45:00 | 105.188 | 0.68 | 15.11.2011 00:05:00 | 105.028 | \$ 10013.1 |
| 800 | Sell | 14.11.2011 22:30:00 | 105.15 | 0.68 | 15.11.2011 00:05:00 | 105.028 | \$ 7429.35 |
| 821 | Sell | 14.11.2011 22:45:00 | 1.36386 | 0.55 | 15.11.2011 00:17:00 | 1.36345 | \$ 2332.09 |
| 820 | Sell | 14.11.2011 22:35:00 | 1.36364 | 0.56 | 15.11.2011 00:35:00 | 1.36214 | \$ 8809.5 |
| 819 | Sell | 14.11.2011 22:30:00 | 1.36332 | 0.57 | 15.11.2011 00:35:00 | 1.36221 | \$ 6623.26 |
| 878 | Sell | 14.11.2011 23:20:00 | 1.02015 | 0.14 | 15.11.2011 00:45:00 | 1.01925 | \$ 1128.65 |
| 877 | Sell | 14.11.2011 22:45:00 | 1.01976 | 0.14 | 15.11.2011 00:45:00 | 1.01933 | \$ 435.0 |
| 876 | Sell | 14.11.2011 22:40:00 | 1.01952 | 0.14 | 15.11.2011 00:45:00 | 1.01925 | \$ 198.87 |
| 875 | Sell | 14.11.2011 22:35:00 | 1.01936 | 0.14 | 15.11.2011 00:45:00 | 1.01937 | \$ -214.37 |
| 840 | Sell | 15.11.2011 00:00:00 | 1.5909 | 0.63 | 15.11.2011 02:01:00 | 1.59025 | \$ 4317.07 |
| 879 | Sell | 15.11.2011 02:20:00 | 1.0207 | 0.14 | 15.11.2011 05:15:00 | 1.01959 | \$ 1465.27 |
| 694 | Buy | 15.11.2011 22:30:00 | 1.01959 | 0.22 | 15.11.2011 23:10:00 | 1.02123 | \$ 2610.0 |
| 693 | Buy | 15.11.2011 22:05:00 | 1.01989 | 0.22 | 15.11.2011 23:10:00 | 1.02131 | \$ 2223.43 |
| 692 | Buy | 15.11.2011 22:00:00 | 1.01995 | 0.22 | 15.11.2011 23:10:00 | 1.02132 | \$ 2135.57 |
| 880 | Sell | 15.11.2011 22:05:00 | 1.01963 | 0.14 | 16.11.2011 00:55:00 | 1.01701 | \$ 3667.09 |
| 805 | Buy | 16.11.2011 22:35:00 | 103.812 | 0.67 | 17.11.2011 04:30:00 | 103.719 | \$ -7837.08 |
| 804 | Buy | 16.11.2011 22:30:00 | 103.878 | 0.68 | 17.11.2011 04:30:00 | 103.733 | \$ -11490.53 |
| 803 | Buy | 16.11.2011 22:20:00 | 103.936 | 0.69 | 17.11.2011 04:30:00 | 103.729 | \$ -15937.81 |
| 802 | Buy | 16.11.2011 22:00:00 | 103.975 | 0.7 | 17.11.2011 04:30:00 | 103.731 | \$ -18759.07 |
| 516 | Sell | 16.11.2011 23:15:00 | 0.91901 | 0.51 | 17.11.2011 04:35:00 | 0.91994 | \$ -6335.77 |
| 515 | Sell | 16.11.2011 22:45:00 | 0.91862 | 0.51 | 17.11.2011 04:35:00 | 0.91989 | \$ -8333.23 |
| 514 | Sell | 16.11.2011 22:35:00 | 0.91826 | 0.52 | 17.11.2011 04:35:00 | 0.91996 | \$ -11072.35 |
| 513 | Sell | 16.11.2011 22:30:00 | 0.91771 | 0.52 | 17.11.2011 04:35:00 | 0.91981 | \$ -13468.38 |
| 698 | Sell | 16.11.2011 23:40:00 | 1.02379 | 0.22 | 17.11.2011 04:35:00 | 1.02397 | \$ -784.26 |
| 697 | Sell | 16.11.2011 23:15:00 | 1.0236 | 0.22 | 17.11.2011 04:35:00 | 1.02381 | \$ -837.01 |
| 696 | Sell | 16.11.2011 22:35:00 | 1.02328 | 0.22 | 17.11.2011 04:35:00 | 1.02398 | \$ -1698.47 |
| 695 | Sell | 16.11.2011 22:30:00 | 1.02189 | 0.23 | 17.11.2011 04:35:00 | 1.02387 | \$ -4128.31 |
| 884 | Buy | 16.11.2011 23:05:00 | 1.00833 | 0.14 | 17.11.2011 04:35:00 | 1.0067 | \$ -2671.12 |
| 883 | Buy | 16.11.2011 23:00:00 | 1.00886 | 0.14 | 17.11.2011 04:35:00 | 1.00666 | \$ -3512.06 |
| 882 | Buy | 16.11.2011 22:35:00 | 1.00905 | 0.14 | 17.11.2011 04:35:00 | 1.00665 | \$ -3807.14 |
| 881 | Buy | 16.11.2011 22:30:00 | 1.01068 | 0.14 | 17.11.2011 04:35:00 | 1.00675 | \$ -6064.42 |
| 825 | Buy | 16.11.2011 23:00:00 | 1.34748 | 0.56 | 17.11.2011 04:40:00 | 1.34736 | \$ -1695.9 |
| 824 | Buy | 16.11.2011 22:45:00 | 1.34783 | 0.56 | 17.11.2011 04:40:00 | 1.34728 | \$ -4233.33 |
| 823 | Buy | 16.11.2011 22:35:00 | 1.34853 | 0.57 | 17.11.2011 04:40:00 | 1.34732 | \$ -8273.13 |
| 822 | Buy | 16.11.2011 22:30:00 | 1.34951 | 0.58 | 17.11.2011 04:40:00 | 1.3472 | \$ -15141.2 |
| 806 | Buy | 17.11.2011 22:00:00 | 103.597 | 0.68 | 18.11.2011 00:40:00 | 103.666 | \$ 3679.51 |
| 520 | Sell | 17.11.2011 22:40:00 | 0.92153 | 0.5 | 18.11.2011 01:00:00 | 0.92131 | \$ 978.79 |
| 519 | Sell | 17.11.2011 22:35:00 | 0.92099 | 0.5 | 18.11.2011 01:00:00 | 0.92116 | \$ -1267.49 |
| 518 | Sell | 17.11.2011 22:20:00 | 0.92061 | 0.51 | 18.11.2011 01:00:00 | 0.92111 | \$ -3231.55 |
| 517 | Sell | 17.11.2011 22:15:00 | 0.92055 | 0.51 | 18.11.2011 01:00:00 | 0.92126 | \$ -4465.27 |
| 885 | Sell | 18.11.2011 01:10:00 | 1.00021 | 0.14 | 18.11.2011 01:20:00 | 0.99869 | \$ 2070.37 |
| 886 | Buy | 21.11.2011 01:30:00 | 0.9974 | 0.14 | 21.11.2011 02:05:00 | 0.99854 | \$ 1508.98 |
| 699 | Sell | 21.11.2011 01:30:00 | 1.02898 | 0.22 | 21.11.2011 02:11:00 | 1.02876 | \$ 115.07 |
| 843 | Buy | 21.11.2011 01:50:00 | 1.57623 | 0.61 | 21.11.2011 07:55:00 | 1.57503 | \$ -7713.45 |
| 842 | Buy | 21.11.2011 01:40:00 | 1.5769 | 0.62 | 21.11.2011 07:55:00 | 1.57512 | \$ -11629.19 |
| 841 | Buy | 21.11.2011 01:30:00 | 1.57704 | 0.63 | 21.11.2011 07:55:00 | 1.57519 | \$ -12281.46 |
| 887 | Sell | 21.11.2011 21:35:00 | 0.98539 | 0.14 | 21.11.2011 22:19:00 | 0.98372 | \$ 2291.74 |
| 888 | Sell | 21.11.2011 21:45:00 | 0.98575 | 0.14 | 21.11.2011 22:19:00 | 0.98362 | \$ 2970.63 |
| 701 | Buy | 21.11.2011 22:40:00 | 1.03642 | 0.22 | 22.11.2011 00:00:00 | 1.03986 | \$ 5711.0 |
| 700 | Buy | 21.11.2011 22:30:00 | 1.037 | 0.22 | 22.11.2011 00:00:00 | 1.03989 | \$ 4744.57 |
| 844 | Sell | 21.11.2011 22:35:00 | 1.56582 | 0.62 | 22.11.2011 00:42:00 | 1.56467 | \$ 7310.87 |
| 845 | Sell | 21.11.2011 22:50:00 | 1.56633 | 0.61 | 22.11.2011 00:42:00 | 1.56476 | \$ 9893.89 |
| 889 | Sell | 21.11.2011 22:35:00 | 0.98596 | 0.14 | 22.11.2011 00:50:00 | 0.98423 | \$ 2353.59 |
| 890 | Sell | 21.11.2011 22:40:00 | 0.98708 | 0.14 | 22.11.2011 00:50:00 | 0.98419 | \$ 4065.56 |
| 894 | Sell | 22.11.2011 02:10:00 | 0.98549 | 0.14 | 22.11.2011 05:25:00 | 0.98473 | \$ 948.73 |

| | | | | | | | |
|-----|------|---------------------|---------|------|---------------------|---------|--------------|
| 893 | Sell | 22.11.2011 02:05:00 | 0.98535 | 0.14 | 22.11.2011 05:25:00 | 0.98481 | \$ 624.04 |
| 892 | Sell | 22.11.2011 02:00:00 | 0.98514 | 0.14 | 22.11.2011 05:25:00 | 0.98467 | \$ 520.74 |
| 891 | Sell | 22.11.2011 01:30:00 | 0.9846 | 0.15 | 22.11.2011 05:25:00 | 0.98478 | \$ -469.89 |
| 895 | Sell | 23.11.2011 22:40:00 | 0.97107 | 0.15 | 23.11.2011 23:07:00 | 0.96909 | \$ 2945.62 |
| 896 | Sell | 23.11.2011 22:45:00 | 0.97233 | 0.15 | 23.11.2011 23:07:00 | 0.96918 | \$ 4795.69 |
| 846 | Sell | 23.11.2011 22:35:00 | 1.55259 | 0.62 | 23.11.2011 23:40:00 | 1.55247 | \$ 784.35 |
| 847 | Sell | 23.11.2011 22:45:00 | 1.55345 | 0.62 | 23.11.2011 23:40:00 | 1.55255 | \$ 5882.6 |
| 848 | Sell | 23.11.2011 22:50:00 | 1.55379 | 0.61 | 23.11.2011 23:40:00 | 1.55241 | \$ 8874.5 |
| 826 | Sell | 23.11.2011 22:35:00 | 1.33502 | 0.57 | 23.11.2011 23:46:00 | 1.33436 | \$ 3966.02 |
| 827 | Sell | 23.11.2011 22:40:00 | 1.33518 | 0.57 | 23.11.2011 23:46:00 | 1.33443 | \$ 4506.83 |
| 828 | Sell | 23.11.2011 22:45:00 | 1.33601 | 0.56 | 23.11.2011 23:46:00 | 1.33439 | \$ 9563.97 |
| 850 | Sell | 24.11.2011 00:50:00 | 1.55328 | 0.62 | 24.11.2011 01:20:00 | 1.55308 | \$ 1307.24 |
| 703 | Buy | 24.11.2011 01:30:00 | 1.04686 | 0.22 | 24.11.2011 02:00:00 | 1.04805 | \$ 1819.29 |
| 702 | Buy | 24.11.2011 00:35:00 | 1.04709 | 0.23 | 24.11.2011 02:00:00 | 1.04813 | \$ 1626.43 |
| 849 | Sell | 24.11.2011 00:30:00 | 1.55302 | 0.63 | 24.11.2011 02:00:00 | 1.55199 | \$ 6840.9 |
| 851 | Sell | 24.11.2011 02:30:00 | 1.55423 | 0.63 | 24.11.2011 02:59:00 | 1.55362 | \$ 4051.41 |
| 521 | Buy | 24.11.2011 00:30:00 | 0.9193 | 0.51 | 24.11.2011 06:35:00 | 0.91874 | \$ -3294.61 |
| 830 | Sell | 24.11.2011 02:30:00 | 1.33631 | 0.57 | 24.11.2011 06:35:00 | 1.33709 | \$ -4687.11 |
| 829 | Sell | 24.11.2011 01:30:00 | 1.3351 | 0.58 | 24.11.2011 06:35:00 | 1.33717 | \$ -12657.09 |
| 899 | Sell | 24.11.2011 02:30:00 | 0.97066 | 0.15 | 24.11.2011 06:35:00 | 0.97303 | \$ -3932.83 |
| 898 | Sell | 24.11.2011 02:20:00 | 0.97048 | 0.15 | 24.11.2011 06:35:00 | 0.97292 | \$ -4043.52 |
| 897 | Sell | 24.11.2011 02:05:00 | 0.97018 | 0.15 | 24.11.2011 06:35:00 | 0.97305 | \$ -4723.46 |
| 831 | Sell | 24.11.2011 23:00:00 | 1.33479 | 0.57 | 25.11.2011 01:00:00 | 1.334 | \$ 4700.35 |
| 903 | Buy | 25.11.2011 02:15:00 | 0.9693 | 0.14 | 25.11.2011 04:10:00 | 0.97065 | \$ 1818.81 |
| 902 | Buy | 25.11.2011 02:10:00 | 0.97008 | 0.15 | 25.11.2011 04:10:00 | 0.97067 | \$ 747.37 |
| 901 | Buy | 25.11.2011 02:00:00 | 0.97045 | 0.15 | 25.11.2011 04:10:00 | 0.97077 | \$ 320.57 |
| 900 | Buy | 25.11.2011 01:30:00 | 0.9705 | 0.15 | 25.11.2011 04:10:00 | 0.97066 | \$ 67.65 |
| 704 | Buy | 28.11.2011 00:00:00 | 1.04293 | 0.23 | 28.11.2011 01:00:00 | 1.04341 | \$ 597.7 |
| 361 | Buy | 28.11.2011 00:50:00 | 77.463 | 0.33 | 28.11.2011 01:50:00 | 77.712 | \$ 7809.43 |
| 360 | Buy | 28.11.2011 00:45:00 | 77.496 | 0.33 | 28.11.2011 01:50:00 | 77.7 | \$ 6324.43 |
| 359 | Buy | 28.11.2011 00:30:00 | 77.512 | 0.33 | 28.11.2011 01:50:00 | 77.705 | \$ 5961.43 |
| 852 | Sell | 28.11.2011 00:30:00 | 1.54933 | 0.63 | 28.11.2011 02:10:00 | 1.54904 | \$ 1926.08 |
| 853 | Sell | 28.11.2011 00:35:00 | 1.5497 | 0.62 | 28.11.2011 02:10:00 | 1.54901 | \$ 4509.99 |
| 524 | Buy | 28.11.2011 01:35:00 | 0.92696 | 0.5 | 28.11.2011 02:20:00 | 0.92932 | \$ 13586.13 |
| 523 | Buy | 28.11.2011 01:30:00 | 0.92728 | 0.5 | 28.11.2011 02:20:00 | 0.92916 | \$ 10821.83 |
| 522 | Buy | 28.11.2011 00:00:00 | 0.92758 | 0.5 | 28.11.2011 02:20:00 | 0.9293 | \$ 9900.4 |
| 835 | Sell | 28.11.2011 01:35:00 | 1.33227 | 0.55 | 28.11.2011 02:20:00 | 1.32931 | \$ 17162.86 |
| 834 | Sell | 28.11.2011 01:10:00 | 1.33219 | 0.56 | 28.11.2011 02:20:00 | 1.32942 | \$ 16353.22 |
| 833 | Sell | 28.11.2011 01:00:00 | 1.33112 | 0.57 | 28.11.2011 02:20:00 | 1.32944 | \$ 10095.3 |
| 832 | Sell | 28.11.2011 00:30:00 | 1.33072 | 0.57 | 28.11.2011 02:20:00 | 1.32946 | \$ 7571.48 |
| 215 | Sell | 28.11.2011 01:10:00 | 0.86011 | 0.22 | 28.11.2011 02:35:00 | 0.85853 | \$ 4464.58 |
| 214 | Sell | 28.11.2011 01:05:00 | 0.85943 | 0.23 | 28.11.2011 02:35:00 | 0.85853 | \$ 2536.46 |
| 708 | Buy | 28.11.2011 01:20:00 | 1.04074 | 0.22 | 28.11.2011 02:46:00 | 1.04134 | \$ 782.58 |
| 809 | Sell | 28.11.2011 01:10:00 | 103.318 | 0.67 | 28.11.2011 03:04:00 | 103.275 | \$ 2188.79 |
| 810 | Sell | 28.11.2011 01:20:00 | 103.361 | 0.66 | 28.11.2011 03:04:00 | 103.271 | \$ 5257.76 |
| 707 | Buy | 28.11.2011 01:15:00 | 1.0413 | 0.22 | 28.11.2011 05:25:00 | 1.04263 | \$ 2065.29 |
| 706 | Buy | 28.11.2011 01:10:00 | 1.04241 | 0.22 | 28.11.2011 05:25:00 | 1.04256 | \$ -8.14 |
| 705 | Buy | 28.11.2011 01:05:00 | 1.04271 | 0.23 | 28.11.2011 05:25:00 | 1.04264 | \$ -412.65 |
| 808 | Sell | 28.11.2011 01:05:00 | 103.188 | 0.68 | 28.11.2011 05:25:00 | 103.188 | \$ -701.7 |
| 807 | Sell | 28.11.2011 00:30:00 | 103.149 | 0.69 | 28.11.2011 05:25:00 | 103.196 | \$ -3954.77 |
| 907 | Buy | 28.11.2011 21:55:00 | 0.9883 | 0.14 | 28.11.2011 23:00:00 | 0.99006 | \$ 2423.7 |
| 906 | Buy | 28.11.2011 21:50:00 | 0.98851 | 0.14 | 28.11.2011 23:00:00 | 0.99009 | \$ 2158.14 |
| 905 | Buy | 28.11.2011 21:40:00 | 0.98871 | 0.14 | 28.11.2011 23:00:00 | 0.99005 | \$ 1804.06 |
| 904 | Buy | 28.11.2011 21:35:00 | 0.98905 | 0.14 | 28.11.2011 23:00:00 | 0.99009 | \$ 1361.45 |
| 814 | Buy | 28.11.2011 22:50:00 | 103.699 | 0.66 | 28.11.2011 23:30:00 | 103.845 | \$ 8951.61 |
| 813 | Buy | 28.11.2011 22:00:00 | 103.738 | 0.67 | 28.11.2011 23:30:00 | 103.842 | \$ 6272.9 |
| 812 | Buy | 28.11.2011 21:55:00 | 103.765 | 0.68 | 28.11.2011 23:30:00 | 103.831 | \$ 3782.47 |
| 811 | Buy | 28.11.2011 21:50:00 | 103.815 | 0.68 | 28.11.2011 23:30:00 | 103.835 | \$ 654.09 |
| 712 | Sell | 28.11.2011 21:55:00 | 1.03641 | 0.22 | 29.11.2011 00:00:00 | 1.03417 | \$ 3601.03 |
| 711 | Sell | 28.11.2011 21:50:00 | 1.03612 | 0.22 | 29.11.2011 00:00:00 | 1.03398 | \$ 3425.23 |

| | | | | | | | |
|-----|------|---------------------|---------|------|---------------------|---------|--------------|
| 710 | Sell | 28.11.2011 21:40:00 | 1.0357 | 0.22 | 29.11.2011 00:00:00 | 1.03417 | \$ 2352.79 |
| 709 | Sell | 28.11.2011 21:35:00 | 1.03527 | 0.22 | 29.11.2011 00:00:00 | 1.03407 | \$ 1772.62 |
| 839 | Buy | 28.11.2011 22:45:00 | 1.33001 | 0.57 | 29.11.2011 00:00:00 | 1.33188 | \$ 10896.79 |
| 838 | Buy | 28.11.2011 21:55:00 | 1.33032 | 0.57 | 29.11.2011 00:00:00 | 1.3319 | \$ 9154.93 |
| 837 | Buy | 28.11.2011 21:50:00 | 1.33085 | 0.58 | 29.11.2011 00:00:00 | 1.33191 | \$ 6137.43 |
| 836 | Buy | 28.11.2011 21:35:00 | 1.33159 | 0.59 | 29.11.2011 00:00:00 | 1.33192 | \$ 1704.75 |
| 856 | Buy | 28.11.2011 22:00:00 | 1.54917 | 0.62 | 29.11.2011 00:00:00 | 1.55071 | \$ 9796.63 |
| 855 | Buy | 28.11.2011 21:50:00 | 1.54982 | 0.63 | 29.11.2011 00:00:00 | 1.55087 | \$ 6701.7 |
| 854 | Buy | 28.11.2011 21:45:00 | 1.55038 | 0.63 | 29.11.2011 00:00:00 | 1.55077 | \$ 2320.21 |
| 525 | Sell | 28.11.2011 22:00:00 | 0.92328 | 0.51 | 29.11.2011 01:25:00 | 0.92227 | \$ 5639.52 |
| 908 | Buy | 29.11.2011 02:30:00 | 0.98719 | 0.14 | 29.11.2011 03:03:00 | 0.98759 | \$ 417.23 |
| 857 | Buy | 29.11.2011 02:30:00 | 1.54747 | 0.64 | 29.11.2011 03:05:00 | 1.54795 | \$ 3237.12 |
| 840 | Buy | 29.11.2011 02:30:00 | 1.32891 | 0.6 | 29.11.2011 05:04:00 | 1.33095 | \$ 12897.9 |
| 526 | Sell | 29.11.2011 02:30:00 | 0.92425 | 0.51 | 29.11.2011 05:05:00 | 0.92365 | \$ 3519.82 |
| 714 | Sell | 30.11.2011 00:15:00 | 1.03196 | 0.23 | 30.11.2011 00:55:00 | 1.03009 | \$ 3153.0 |
| 713 | Sell | 30.11.2011 00:00:00 | 1.03184 | 0.23 | 30.11.2011 00:55:00 | 1.03007 | \$ 2969.2 |
| 909 | Buy | 30.11.2011 00:00:00 | 1.00001 | 0.14 | 30.11.2011 01:03:00 | 1.00315 | \$ 4459.69 |
| 910 | Buy | 30.11.2011 01:30:00 | 1.00092 | 0.14 | 30.11.2011 02:29:00 | 1.00214 | \$ 1627.01 |
| 715 | Sell | 30.11.2011 01:30:00 | 1.03251 | 0.23 | 30.11.2011 02:55:00 | 1.03133 | \$ 1884.78 |
| 858 | Buy | 30.11.2011 01:30:00 | 1.55884 | 0.64 | 30.11.2011 03:10:00 | 1.5617 | \$ 19287.84 |
| 815 | Buy | 30.11.2011 21:25:00 | 103.968 | 0.69 | 30.11.2011 21:48:00 | 104.049 | \$ 4871.61 |
| 716 | Sell | 30.11.2011 21:50:00 | 1.02024 | 0.23 | 30.11.2011 23:50:00 | 1.01853 | \$ 2858.92 |
| 859 | Buy | 30.11.2011 23:00:00 | 1.56872 | 0.64 | 01.12.2011 00:08:00 | 1.56941 | \$ 3834.0 |
| 841 | Buy | 01.12.2011 00:50:00 | 1.34359 | 0.6 | 01.12.2011 01:55:00 | 1.34437 | \$ 4931.55 |
| 529 | Sell | 01.12.2011 01:25:00 | 0.91427 | 0.51 | 01.12.2011 06:05:00 | 0.9137 | \$ 3343.58 |
| 528 | Sell | 01.12.2011 00:45:00 | 0.91406 | 0.51 | 01.12.2011 06:05:00 | 0.91361 | \$ 2638.59 |
| 527 | Sell | 30.11.2011 23:00:00 | 0.91369 | 0.52 | 01.12.2011 06:05:00 | 0.91354 | \$ 9.28 |
| 842 | Buy | 01.12.2011 22:00:00 | 1.34565 | 0.6 | 01.12.2011 22:39:00 | 1.346 | \$ 2212.87 |
| 530 | Sell | 01.12.2011 22:00:00 | 0.91636 | 0.52 | 01.12.2011 23:20:00 | 0.9154 | \$ 5745.27 |
| 911 | Buy | 02.12.2011 01:00:00 | 1.02158 | 0.14 | 02.12.2011 01:51:00 | 1.02175 | \$ 77.9 |
| 717 | Buy | 05.12.2011 00:30:00 | 1.01697 | 0.23 | 05.12.2011 01:02:00 | 1.01756 | \$ 799.78 |
| 843 | Sell | 05.12.2011 01:30:00 | 1.3423 | 0.6 | 05.12.2011 02:50:00 | 1.34077 | \$ 9677.83 |
| 816 | Sell | 05.12.2011 01:30:00 | 104.759 | 0.68 | 05.12.2011 03:05:00 | 104.633 | \$ 7855.62 |
| 718 | Buy | 05.12.2011 02:30:00 | 1.01592 | 0.23 | 05.12.2011 03:35:00 | 1.01783 | \$ 3224.63 |
| 860 | Sell | 05.12.2011 01:30:00 | 1.56085 | 0.64 | 05.12.2011 03:59:00 | 1.56039 | \$ 3103.65 |
| 861 | Sell | 05.12.2011 01:50:00 | 1.56112 | 0.64 | 05.12.2011 03:59:00 | 1.56035 | \$ 5195.24 |
| 862 | Sell | 05.12.2011 02:05:00 | 1.56146 | 0.63 | 05.12.2011 03:59:00 | 1.56042 | \$ 6907.32 |
| 863 | Sell | 05.12.2011 02:10:00 | 1.56174 | 0.63 | 05.12.2011 03:59:00 | 1.56047 | \$ 8434.89 |
| 912 | Buy | 05.12.2011 21:25:00 | 1.02627 | 0.14 | 05.12.2011 22:05:00 | 1.02712 | \$ 1081.14 |
| 913 | Buy | 05.12.2011 21:35:00 | 1.02592 | 0.14 | 05.12.2011 22:05:00 | 1.02703 | \$ 1464.73 |
| 846 | Buy | 05.12.2011 22:10:00 | 1.33841 | 0.59 | 05.12.2011 23:29:00 | 1.33924 | \$ 5160.22 |
| 847 | Buy | 05.12.2011 22:40:00 | 1.33815 | 0.58 | 05.12.2011 23:29:00 | 1.33927 | \$ 6845.16 |
| 721 | Sell | 05.12.2011 22:25:00 | 1.01818 | 0.23 | 05.12.2011 23:30:00 | 1.01777 | \$ 469.52 |
| 722 | Sell | 05.12.2011 22:30:00 | 1.01834 | 0.23 | 05.12.2011 23:30:00 | 1.0178 | \$ 708.46 |
| 531 | Sell | 05.12.2011 22:10:00 | 0.92133 | 0.52 | 05.12.2011 23:39:00 | 0.92117 | \$ 953.22 |
| 864 | Buy | 05.12.2011 22:10:00 | 1.56322 | 0.65 | 05.12.2011 23:39:00 | 1.56405 | \$ 5684.98 |
| 865 | Buy | 05.12.2011 22:30:00 | 1.56296 | 0.64 | 05.12.2011 23:39:00 | 1.56398 | \$ 6878.88 |
| 820 | Buy | 05.12.2011 22:10:00 | 104.125 | 0.67 | 05.12.2011 23:55:00 | 104.276 | \$ 9419.41 |
| 819 | Buy | 05.12.2011 22:00:00 | 104.215 | 0.68 | 05.12.2011 23:55:00 | 104.268 | \$ 2895.39 |
| 818 | Buy | 05.12.2011 21:30:00 | 104.231 | 0.68 | 05.12.2011 23:55:00 | 104.283 | \$ 2827.19 |
| 817 | Buy | 05.12.2011 21:25:00 | 104.268 | 0.69 | 05.12.2011 23:55:00 | 104.271 | \$ -512.46 |
| 720 | Sell | 05.12.2011 21:35:00 | 1.01788 | 0.23 | 06.12.2011 00:00:00 | 1.01754 | \$ 272.52 |
| 719 | Sell | 05.12.2011 21:25:00 | 1.01755 | 0.23 | 06.12.2011 02:15:00 | 1.01645 | \$ 1669.4 |
| 844 | Buy | 05.12.2011 21:25:00 | 1.33964 | 0.6 | 06.12.2011 07:25:00 | 1.3369 | \$ -17676.43 |
| 845 | Buy | 05.12.2011 21:30:00 | 1.33939 | 0.6 | 06.12.2011 07:30:00 | 1.33682 | \$ -16601.61 |
| 914 | Buy | 05.12.2011 23:40:00 | 1.026 | 0.14 | 06.12.2011 08:35:00 | 1.01951 | \$ -9779.05 |
| 866 | Sell | 06.12.2011 22:00:00 | 1.56043 | 0.65 | 06.12.2011 23:22:00 | 1.56004 | \$ 2672.47 |
| 867 | Sell | 06.12.2011 22:20:00 | 1.56051 | 0.65 | 06.12.2011 23:22:00 | 1.56009 | \$ 2878.05 |
| 532 | Buy | 06.12.2011 22:00:00 | 0.9256 | 0.52 | 06.12.2011 23:30:00 | 0.92674 | \$ 6822.62 |
| 915 | Sell | 06.12.2011 22:00:00 | 1.02613 | 0.14 | 07.12.2011 00:09:00 | 1.02488 | \$ 1645.19 |

| | | | | | | | |
|-----|------|---------------------|---------|------|---------------------|---------|-------------|
| 916 | Sell | 06.12.2011 22:15:00 | 1.02652 | 0.14 | 07.12.2011 00:09:00 | 1.02485 | \$ 2265.04 |
| 869 | Buy | 07.12.2011 22:15:00 | 1.56944 | 0.65 | 07.12.2011 22:40:00 | 1.57093 | \$ 10205.57 |
| 868 | Buy | 07.12.2011 22:00:00 | 1.56949 | 0.65 | 07.12.2011 22:40:00 | 1.57093 | \$ 9863.1 |
| 870 | Buy | 08.12.2011 01:30:00 | 1.56978 | 0.66 | 08.12.2011 03:35:00 | 1.5711 | \$ 9180.27 |
| 724 | Buy | 08.12.2011 22:35:00 | 1.01841 | 0.23 | 08.12.2011 23:00:00 | 1.02239 | \$ 7027.24 |
| 723 | Buy | 08.12.2011 22:30:00 | 1.01903 | 0.23 | 08.12.2011 23:00:00 | 1.02229 | \$ 5704.59 |
| 849 | Sell | 08.12.2011 22:20:00 | 1.33474 | 0.59 | 08.12.2011 23:00:00 | 1.33447 | \$ 1679.39 |
| 850 | Sell | 08.12.2011 22:30:00 | 1.33593 | 0.58 | 08.12.2011 23:00:00 | 1.33449 | \$ 8804.93 |
| 851 | Sell | 08.12.2011 22:35:00 | 1.33661 | 0.57 | 08.12.2011 23:00:00 | 1.33447 | \$ 12859.49 |
| 824 | Sell | 08.12.2011 22:35:00 | 103.793 | 0.67 | 08.12.2011 23:01:00 | 103.704 | \$ 5267.57 |
| 534 | Buy | 08.12.2011 22:35:00 | 0.92533 | 0.52 | 08.12.2011 23:03:00 | 0.92549 | \$ 953.09 |
| 917 | Sell | 08.12.2011 22:30:00 | 1.01961 | 0.14 | 08.12.2011 23:16:00 | 1.0169 | \$ 3826.61 |
| 918 | Sell | 08.12.2011 22:35:00 | 1.02055 | 0.14 | 08.12.2011 23:16:00 | 1.01678 | \$ 5391.0 |
| 823 | Sell | 08.12.2011 22:30:00 | 103.71 | 0.69 | 09.12.2011 00:00:00 | 103.578 | \$ 8238.5 |
| 822 | Sell | 08.12.2011 21:50:00 | 103.676 | 0.69 | 09.12.2011 00:00:00 | 103.57 | \$ 6444.74 |
| 821 | Sell | 08.12.2011 21:25:00 | 103.647 | 0.7 | 09.12.2011 00:00:00 | 103.573 | \$ 4298.29 |
| 871 | Sell | 08.12.2011 22:30:00 | 1.56515 | 0.66 | 09.12.2011 01:12:00 | 1.56329 | \$ 12722.67 |
| 920 | Sell | 09.12.2011 02:10:00 | 1.01788 | 0.14 | 09.12.2011 03:16:00 | 1.01764 | \$ 181.29 |
| 921 | Sell | 09.12.2011 02:15:00 | 1.01829 | 0.14 | 09.12.2011 03:16:00 | 1.01773 | \$ 653.56 |
| 922 | Sell | 09.12.2011 02:20:00 | 1.01842 | 0.14 | 09.12.2011 03:16:00 | 1.01773 | \$ 845.42 |
| 919 | Sell | 09.12.2011 02:00:00 | 1.01777 | 0.14 | 09.12.2011 05:05:00 | 1.01527 | \$ 3516.68 |
| 727 | Buy | 09.12.2011 02:15:00 | 1.02234 | 0.23 | 09.12.2011 05:10:00 | 1.02389 | \$ 2563.31 |
| 726 | Buy | 09.12.2011 02:10:00 | 1.0225 | 0.23 | 09.12.2011 05:10:00 | 1.02385 | \$ 2195.9 |
| 725 | Buy | 09.12.2011 02:00:00 | 1.02268 | 0.23 | 09.12.2011 05:10:00 | 1.024 | \$ 2140.79 |
| 848 | Sell | 08.12.2011 21:50:00 | 1.33425 | 0.6 | 09.12.2011 05:10:00 | 1.33313 | \$ 7035.12 |
| 875 | Sell | 09.12.2011 02:25:00 | 1.56438 | 0.65 | 09.12.2011 05:10:00 | 1.56272 | \$ 11375.14 |
| 874 | Sell | 09.12.2011 02:15:00 | 1.56404 | 0.65 | 09.12.2011 05:10:00 | 1.56282 | \$ 8360.04 |
| 873 | Sell | 09.12.2011 02:10:00 | 1.5639 | 0.66 | 09.12.2011 05:10:00 | 1.56273 | \$ 8140.76 |
| 872 | Sell | 09.12.2011 02:00:00 | 1.56341 | 0.66 | 09.12.2011 05:10:00 | 1.56289 | \$ 3618.12 |
| 533 | Buy | 08.12.2011 22:30:00 | 0.92585 | 0.52 | 09.12.2011 05:15:00 | 0.92629 | \$ 2622.91 |
| 537 | Sell | 12.12.2011 00:50:00 | 0.92584 | 0.52 | 12.12.2011 02:05:00 | 0.92511 | \$ 4367.55 |
| 536 | Sell | 12.12.2011 00:40:00 | 0.92573 | 0.52 | 12.12.2011 02:05:00 | 0.92518 | \$ 3289.34 |
| 535 | Sell | 12.12.2011 00:30:00 | 0.92563 | 0.52 | 12.12.2011 02:05:00 | 0.92515 | \$ 2870.03 |
| 852 | Buy | 12.12.2011 01:00:00 | 1.336 | 0.61 | 12.12.2011 02:05:00 | 1.33741 | \$ 9063.3 |
| 923 | Buy | 12.12.2011 00:30:00 | 1.01949 | 0.14 | 12.12.2011 02:13:00 | 1.01967 | \$ 92.66 |
| 924 | Buy | 12.12.2011 01:00:00 | 1.01899 | 0.14 | 12.12.2011 02:13:00 | 1.01974 | \$ 933.6 |
| 728 | Sell | 12.12.2011 00:45:00 | 1.02002 | 0.24 | 12.12.2011 02:23:00 | 1.01945 | \$ 796.79 |
| 729 | Sell | 12.12.2011 00:55:00 | 1.02014 | 0.23 | 12.12.2011 02:23:00 | 1.0196 | \$ 708.46 |
| 876 | Buy | 12.12.2011 01:00:00 | 1.5642 | 0.67 | 12.12.2011 02:23:00 | 1.56447 | \$ 1906.23 |
| 877 | Buy | 12.12.2011 01:05:00 | 1.56411 | 0.67 | 12.12.2011 02:23:00 | 1.56452 | \$ 2894.65 |
| 925 | Buy | 12.12.2011 02:30:00 | 1.01913 | 0.14 | 12.12.2011 08:45:00 | 1.01815 | \$ -1618.75 |
| 929 | Buy | 13.12.2011 22:15:00 | 1.0013 | 0.14 | 14.12.2011 05:20:00 | 1.0021 | \$ 976.24 |
| 928 | Buy | 13.12.2011 21:50:00 | 1.00171 | 0.14 | 14.12.2011 05:20:00 | 1.00208 | \$ 341.83 |
| 927 | Buy | 13.12.2011 21:40:00 | 1.00206 | 0.14 | 14.12.2011 05:20:00 | 1.00196 | \$ -351.58 |
| 926 | Buy | 13.12.2011 21:35:00 | 1.00388 | 0.14 | 14.12.2011 05:20:00 | 1.00196 | \$ -3036.71 |
| 538 | Buy | 14.12.2011 02:30:00 | 0.94481 | 0.52 | 14.12.2011 07:00:00 | 0.9456 | \$ 4726.36 |
| 930 | Buy | 15.12.2011 22:00:00 | 0.99151 | 0.15 | 15.12.2011 22:36:00 | 0.99182 | \$ 304.77 |
| 931 | Buy | 15.12.2011 23:00:00 | 0.99135 | 0.15 | 16.12.2011 00:25:00 | 0.99269 | \$ 1899.56 |
| 730 | Sell | 15.12.2011 22:00:00 | 1.03577 | 0.23 | 16.12.2011 00:50:00 | 1.03419 | \$ 2551.63 |
| 878 | Sell | 19.12.2011 00:00:00 | 1.55418 | 0.67 | 19.12.2011 01:00:00 | 1.55245 | \$ 12219.58 |
| 853 | Sell | 19.12.2011 00:00:00 | 1.30368 | 0.63 | 19.12.2011 02:20:00 | 1.30295 | \$ 4848.41 |
| 934 | Buy | 19.12.2011 22:55:00 | 0.98836 | 0.14 | 20.12.2011 00:10:00 | 0.98995 | \$ 2141.76 |
| 933 | Buy | 19.12.2011 22:50:00 | 0.98873 | 0.15 | 20.12.2011 00:10:00 | 0.99004 | \$ 1852.15 |
| 932 | Buy | 19.12.2011 22:30:00 | 0.98898 | 0.15 | 20.12.2011 00:10:00 | 0.98992 | \$ 1267.27 |
| 882 | Buy | 19.12.2011 22:55:00 | 1.54933 | 0.66 | 20.12.2011 01:20:00 | 1.5505 | \$ 7855.41 |
| 881 | Buy | 19.12.2011 22:50:00 | 1.54957 | 0.66 | 20.12.2011 01:20:00 | 1.55048 | \$ 6047.17 |
| 880 | Buy | 19.12.2011 22:45:00 | 1.54991 | 0.67 | 20.12.2011 01:20:00 | 1.55057 | \$ 4373.76 |
| 879 | Buy | 19.12.2011 22:30:00 | 1.54995 | 0.68 | 20.12.2011 01:20:00 | 1.55047 | \$ 3435.87 |
| 855 | Buy | 19.12.2011 22:55:00 | 1.29896 | 0.62 | 20.12.2011 01:30:00 | 1.30048 | \$ 9566.0 |
| 854 | Buy | 19.12.2011 22:30:00 | 1.29973 | 0.63 | 20.12.2011 01:30:00 | 1.30054 | \$ 5006.87 |

| | | | | | | | |
|-----|------|---------------------|---------|------|---------------------|---------|--------------|
| 733 | Sell | 20.12.2011 00:00:00 | 1.03879 | 0.23 | 20.12.2011 02:00:00 | 1.03791 | \$ 1333.38 |
| 732 | Sell | 19.12.2011 22:50:00 | 1.03843 | 0.23 | 20.12.2011 02:00:00 | 1.03788 | \$ 658.5 |
| 731 | Sell | 19.12.2011 22:30:00 | 1.03801 | 0.23 | 20.12.2011 02:00:00 | 1.03791 | \$ -168.6 |
| 938 | Sell | 20.12.2011 02:10:00 | 0.99236 | 0.14 | 20.12.2011 05:15:00 | 0.99202 | \$ 328.88 |
| 937 | Sell | 20.12.2011 02:05:00 | 0.9922 | 0.14 | 20.12.2011 05:15:00 | 0.99201 | \$ 107.5 |
| 936 | Sell | 20.12.2011 01:55:00 | 0.99152 | 0.15 | 20.12.2011 05:15:00 | 0.99194 | \$ -849.38 |
| 935 | Sell | 20.12.2011 01:30:00 | 0.99125 | 0.15 | 20.12.2011 05:15:00 | 0.99194 | \$ -1276.32 |
| 939 | Buy | 20.12.2011 22:15:00 | 1.00564 | 0.14 | 20.12.2011 22:25:00 | 1.00725 | \$ 2202.4 |
| 856 | Buy | 20.12.2011 21:55:00 | 1.30742 | 0.63 | 20.12.2011 23:35:00 | 1.30826 | \$ 5576.44 |
| 539 | Sell | 20.12.2011 21:40:00 | 0.9315 | 0.53 | 21.12.2011 00:45:00 | 0.93114 | \$ 1892.26 |
| 941 | Buy | 21.12.2011 00:35:00 | 1.00622 | 0.14 | 21.12.2011 02:05:00 | 1.00838 | \$ 3013.85 |
| 940 | Buy | 21.12.2011 00:30:00 | 1.00651 | 0.14 | 21.12.2011 02:05:00 | 1.00847 | \$ 2718.77 |
| 216 | Sell | 21.12.2011 02:30:00 | 0.83684 | 0.23 | 21.12.2011 09:35:00 | 0.83542 | \$ 4166.09 |
| 944 | Sell | 22.12.2011 00:30:00 | 1.01056 | 0.14 | 22.12.2011 01:00:00 | 1.00879 | \$ 2439.32 |
| 943 | Sell | 22.12.2011 00:00:00 | 1.01032 | 0.14 | 22.12.2011 01:00:00 | 1.00885 | \$ 1996.57 |
| 942 | Sell | 21.12.2011 23:45:00 | 1.00957 | 0.14 | 22.12.2011 01:00:00 | 1.00873 | \$ 986.68 |
| 217 | Buy | 26.12.2011 00:30:00 | 0.83481 | 0.23 | 26.12.2011 02:40:00 | 0.83662 | \$ 5382.58 |
| 883 | Sell | 26.12.2011 02:30:00 | 1.5601 | 0.68 | 26.12.2011 08:20:00 | 1.5599 | \$ 1433.76 |
| 734 | Buy | 27.12.2011 22:00:00 | 1.01781 | 0.24 | 28.12.2011 00:20:00 | 1.01915 | \$ 2204.73 |
| 945 | Sell | 27.12.2011 22:00:00 | 1.01733 | 0.14 | 28.12.2011 00:20:00 | 1.0149 | \$ 3386.67 |
| 884 | Buy | 28.12.2011 01:30:00 | 1.56579 | 0.68 | 28.12.2011 03:48:00 | 1.56625 | \$ 3296.13 |
| 857 | Sell | 28.12.2011 21:30:00 | 1.29509 | 0.64 | 28.12.2011 21:58:00 | 1.29448 | \$ 4115.72 |
| 885 | Sell | 29.12.2011 00:00:00 | 1.54584 | 0.68 | 29.12.2011 01:15:00 | 1.54444 | \$ 10036.27 |
| 825 | Sell | 29.12.2011 00:30:00 | 100.902 | 0.73 | 29.12.2011 01:25:00 | 100.791 | \$ 7366.42 |
| 858 | Sell | 29.12.2011 00:20:00 | 1.29416 | 0.64 | 29.12.2011 01:30:00 | 1.29342 | \$ 4992.83 |
| 218 | Buy | 29.12.2011 02:30:00 | 0.83594 | 0.24 | 29.12.2011 03:50:00 | 0.83671 | \$ 2219.06 |
| 859 | Sell | 29.12.2011 23:00:00 | 1.29635 | 0.64 | 30.12.2011 00:35:00 | 1.29549 | \$ 5749.88 |
| 888 | Sell | 29.12.2011 23:00:00 | 1.54186 | 0.67 | 30.12.2011 01:00:00 | 1.54075 | \$ 7617.92 |
| 887 | Sell | 29.12.2011 22:45:00 | 1.54175 | 0.68 | 30.12.2011 01:00:00 | 1.54056 | \$ 8305.13 |
| 886 | Sell | 29.12.2011 22:40:00 | 1.54122 | 0.68 | 30.12.2011 01:00:00 | 1.5407 | \$ 3502.06 |
| 735 | Sell | 02.01.2012 00:00:00 | 1.0208 | 0.24 | 02.01.2012 01:10:00 | 1.01848 | \$ 4153.14 |
| 946 | Buy | 02.01.2012 00:00:00 | 1.02217 | 0.15 | 02.01.2012 01:10:00 | 1.02252 | \$ 368.0 |
| 890 | Buy | 02.01.2012 01:40:00 | 1.54914 | 0.68 | 02.01.2012 03:26:00 | 1.5507 | \$ 11178.18 |
| 362 | Sell | 02.01.2012 01:00:00 | 77.121 | 0.34 | 02.01.2012 04:55:00 | 77.007 | \$ 3456.08 |
| 826 | Sell | 02.01.2012 01:00:00 | 99.805 | 0.74 | 02.01.2012 04:55:00 | 99.566 | \$ 16947.47 |
| 889 | Buy | 02.01.2012 00:30:00 | 1.55072 | 0.69 | 02.01.2012 07:41:00 | 1.55044 | \$ -2035.85 |
| 891 | Sell | 02.01.2012 21:25:00 | 1.55107 | 0.69 | 02.01.2012 21:45:00 | 1.54958 | \$ 10838.54 |
| 827 | Sell | 03.01.2012 02:30:00 | 99.618 | 0.74 | 03.01.2012 06:00:00 | 99.716 | \$ -7989.17 |
| 860 | Sell | 03.01.2012 02:30:00 | 1.29501 | 0.65 | 03.01.2012 06:00:00 | 1.29731 | \$ -15760.74 |
| 947 | Sell | 03.01.2012 00:30:00 | 1.02437 | 0.15 | 03.01.2012 10:35:00 | 1.02991 | \$ -8945.42 |
| 736 | Buy | 03.01.2012 02:30:00 | 1.0164 | 0.24 | 03.01.2012 10:40:00 | 1.01389 | \$ -5107.79 |
| 948 | Sell | 03.01.2012 01:30:00 | 1.02535 | 0.14 | 03.01.2012 11:35:00 | 1.0308 | \$ -8216.23 |
| 892 | Buy | 03.01.2012 22:30:00 | 1.56434 | 0.69 | 04.01.2012 00:05:00 | 1.56516 | \$ 5667.66 |
| 950 | Buy | 04.01.2012 02:30:00 | 1.03585 | 0.14 | 04.01.2012 06:00:00 | 1.03443 | \$ -2267.91 |
| 949 | Buy | 04.01.2012 01:00:00 | 1.03637 | 0.14 | 04.01.2012 06:00:00 | 1.0346 | \$ -2784.28 |
| 862 | Buy | 03.01.2012 23:30:00 | 1.30457 | 0.64 | 04.01.2012 08:40:00 | 1.30376 | \$ -5838.94 |
| 861 | Buy | 03.01.2012 23:10:00 | 1.30482 | 0.64 | 04.01.2012 08:40:00 | 1.30377 | \$ -7457.5 |
| 896 | Buy | 04.01.2012 01:30:00 | 1.56393 | 0.68 | 04.01.2012 09:00:00 | 1.56457 | \$ 4585.92 |
| 895 | Buy | 04.01.2012 01:20:00 | 1.56414 | 0.69 | 04.01.2012 09:00:00 | 1.56465 | \$ 3708.15 |
| 894 | Buy | 04.01.2012 01:15:00 | 1.56426 | 0.69 | 04.01.2012 09:00:00 | 1.56464 | \$ 2762.93 |
| 893 | Buy | 04.01.2012 01:00:00 | 1.56443 | 0.7 | 04.01.2012 09:00:00 | 1.56452 | \$ 663.86 |
| 828 | Sell | 04.01.2012 21:25:00 | 99.347 | 0.74 | 04.01.2012 22:05:00 | 99.262 | \$ 5554.8 |
| 954 | Buy | 05.01.2012 02:15:00 | 1.03308 | 0.14 | 05.01.2012 09:55:00 | 1.03336 | \$ 240.19 |
| 953 | Buy | 05.01.2012 02:10:00 | 1.03357 | 0.14 | 05.01.2012 09:55:00 | 1.03345 | \$ -349.95 |
| 952 | Buy | 05.01.2012 02:05:00 | 1.03399 | 0.14 | 05.01.2012 09:55:00 | 1.03347 | \$ -940.09 |
| 951 | Buy | 05.01.2012 02:00:00 | 1.03418 | 0.14 | 05.01.2012 09:55:00 | 1.03337 | \$ -1367.94 |
| 864 | Sell | 05.01.2012 22:55:00 | 1.27958 | 0.64 | 05.01.2012 23:25:00 | 1.27788 | \$ 11470.02 |
| 863 | Sell | 05.01.2012 22:50:00 | 1.27933 | 0.65 | 05.01.2012 23:25:00 | 1.27797 | \$ 9319.39 |
| 898 | Sell | 05.01.2012 22:55:00 | 1.5498 | 0.69 | 05.01.2012 23:44:00 | 1.54948 | \$ 2327.74 |
| 899 | Sell | 05.01.2012 23:00:00 | 1.55006 | 0.69 | 05.01.2012 23:44:00 | 1.54948 | \$ 4219.03 |

| | | | | | | | |
|-----|------|---------------------|---------|------|---------------------|---------|--------------|
| 829 | Sell | 05.01.2012 23:00:00 | 98.812 | 0.75 | 06.01.2012 01:22:00 | 98.695 | \$ 7866.63 |
| 540 | Buy | 06.01.2012 00:00:00 | 0.95215 | 0.53 | 06.01.2012 02:55:00 | 0.95259 | \$ 2680.67 |
| 865 | Sell | 06.01.2012 00:30:00 | 1.27924 | 0.66 | 06.01.2012 02:55:00 | 1.27856 | \$ 4731.38 |
| 900 | Sell | 06.01.2012 02:05:00 | 1.55005 | 0.69 | 06.01.2012 06:30:00 | 1.5496 | \$ 3273.38 |
| 897 | Sell | 05.01.2012 22:50:00 | 1.54969 | 0.7 | 06.01.2012 06:30:00 | 1.5496 | \$ 431.82 |
| 955 | Buy | 10.01.2012 23:00:00 | 1.03044 | 0.14 | 11.01.2012 00:00:00 | 1.03069 | \$ 164.8 |
| 958 | Buy | 11.01.2012 02:10:00 | 1.02928 | 0.14 | 11.01.2012 06:25:00 | 1.02876 | \$ -940.09 |
| 957 | Buy | 11.01.2012 02:05:00 | 1.02963 | 0.14 | 11.01.2012 06:25:00 | 1.02873 | \$ -1500.72 |
| 956 | Buy | 11.01.2012 02:00:00 | 1.02976 | 0.14 | 11.01.2012 06:25:00 | 1.02863 | \$ -1840.06 |
| 737 | Sell | 11.01.2012 02:30:00 | 1.01776 | 0.24 | 11.01.2012 06:30:00 | 1.01728 | \$ 624.18 |
| 867 | Buy | 11.01.2012 02:10:00 | 1.27523 | 0.66 | 11.01.2012 08:10:00 | 1.27483 | \$ -2781.9 |
| 866 | Buy | 11.01.2012 02:00:00 | 1.27536 | 0.66 | 11.01.2012 08:10:00 | 1.27468 | \$ -4729.23 |
| 960 | Sell | 11.01.2012 22:40:00 | 1.03151 | 0.14 | 12.01.2012 00:40:00 | 1.03016 | \$ 1739.37 |
| 959 | Sell | 11.01.2012 22:30:00 | 1.03145 | 0.14 | 12.01.2012 00:40:00 | 1.03019 | \$ 1606.54 |
| 904 | Sell | 12.01.2012 00:15:00 | 1.53332 | 0.68 | 12.01.2012 01:30:00 | 1.53297 | \$ 2509.07 |
| 871 | Sell | 12.01.2012 02:00:00 | 1.27209 | 0.64 | 12.01.2012 02:55:00 | 1.27091 | \$ 7961.54 |
| 870 | Sell | 12.01.2012 01:35:00 | 1.2719 | 0.64 | 12.01.2012 02:55:00 | 1.271 | \$ 6072.37 |
| 869 | Sell | 12.01.2012 01:30:00 | 1.27137 | 0.65 | 12.01.2012 02:55:00 | 1.27104 | \$ 2261.33 |
| 868 | Sell | 11.01.2012 22:30:00 | 1.27081 | 0.66 | 12.01.2012 02:55:00 | 1.27095 | \$ -1136.84 |
| 903 | Sell | 12.01.2012 00:05:00 | 1.53307 | 0.69 | 12.01.2012 02:55:00 | 1.53223 | \$ 6110.31 |
| 902 | Sell | 12.01.2012 00:00:00 | 1.53284 | 0.7 | 12.01.2012 02:55:00 | 1.53214 | \$ 5165.72 |
| 901 | Sell | 11.01.2012 23:55:00 | 1.53263 | 0.7 | 12.01.2012 02:55:00 | 1.53221 | \$ 2402.41 |
| 831 | Sell | 12.01.2012 02:00:00 | 97.792 | 0.75 | 12.01.2012 03:05:00 | 97.724 | \$ 4366.54 |
| 830 | Sell | 11.01.2012 22:30:00 | 97.687 | 0.76 | 12.01.2012 03:05:00 | 97.719 | \$ -3682.91 |
| 542 | Sell | 13.01.2012 00:00:00 | 0.94447 | 0.53 | 13.01.2012 01:50:00 | 0.94396 | \$ 3108.38 |
| 541 | Sell | 12.01.2012 23:40:00 | 0.94411 | 0.54 | 13.01.2012 01:50:00 | 0.94398 | \$ 497.25 |
| 872 | Buy | 12.01.2012 23:40:00 | 1.28154 | 0.66 | 13.01.2012 01:50:00 | 1.28204 | \$ 3089.31 |
| 832 | Buy | 13.01.2012 00:00:00 | 98.356 | 0.76 | 13.01.2012 06:45:00 | 98.474 | \$ 8220.46 |
| 543 | Buy | 16.01.2012 00:00:00 | 0.95486 | 0.53 | 16.01.2012 00:05:00 | 0.95441 | \$ -2752.32 |
| 961 | Sell | 16.01.2012 00:00:00 | 1.02878 | 0.14 | 16.01.2012 02:10:00 | 1.02707 | \$ 2350.78 |
| 962 | Buy | 16.01.2012 22:00:00 | 1.03068 | 0.14 | 16.01.2012 23:55:00 | 1.03127 | \$ 697.54 |
| 544 | Sell | 17.01.2012 01:00:00 | 0.95732 | 0.54 | 17.01.2012 01:08:00 | 0.95666 | \$ 4100.1 |
| 873 | Buy | 17.01.2012 01:00:00 | 1.26493 | 0.67 | 17.01.2012 02:15:00 | 1.26704 | \$ 14896.86 |
| 833 | Sell | 17.01.2012 02:30:00 | 97.42 | 0.77 | 17.01.2012 07:00:00 | 97.647 | \$ -18229.09 |
| 875 | Buy | 17.01.2012 22:10:00 | 1.27191 | 0.67 | 17.01.2012 23:15:00 | 1.27397 | \$ 14543.86 |
| 874 | Buy | 17.01.2012 22:00:00 | 1.27222 | 0.67 | 17.01.2012 23:15:00 | 1.27408 | \$ 13131.83 |
| 834 | Buy | 17.01.2012 22:00:00 | 97.738 | 0.76 | 17.01.2012 23:25:00 | 97.872 | \$ 9441.27 |
| 963 | Buy | 17.01.2012 22:10:00 | 1.03575 | 0.14 | 17.01.2012 23:35:00 | 1.03839 | \$ 3722.01 |
| 907 | Buy | 17.01.2012 22:20:00 | 1.53221 | 0.69 | 18.01.2012 01:55:00 | 1.53356 | \$ 9521.23 |
| 906 | Buy | 17.01.2012 22:10:00 | 1.53243 | 0.7 | 18.01.2012 01:55:00 | 1.53363 | \$ 8552.78 |
| 905 | Buy | 17.01.2012 22:00:00 | 1.53269 | 0.71 | 18.01.2012 01:55:00 | 1.53363 | \$ 6729.74 |
| 835 | Buy | 18.01.2012 22:00:00 | 98.566 | 0.75 | 18.01.2012 22:55:00 | 98.735 | \$ 11935.76 |
| 876 | Buy | 18.01.2012 22:00:00 | 1.28367 | 0.68 | 18.01.2012 22:55:00 | 1.28564 | \$ 14116.03 |
| 838 | Buy | 20.01.2012 02:10:00 | 99.894 | 0.74 | 20.01.2012 03:10:00 | 100.012 | \$ 7992.84 |
| 837 | Buy | 20.01.2012 02:05:00 | 99.902 | 0.74 | 20.01.2012 03:10:00 | 100.02 | \$ 7992.8 |
| 836 | Buy | 20.01.2012 01:45:00 | 99.912 | 0.75 | 20.01.2012 03:10:00 | 100.017 | \$ 7125.66 |
| 967 | Buy | 23.01.2012 02:25:00 | 1.04619 | 0.14 | 23.01.2012 04:20:00 | 1.04721 | \$ 1331.95 |
| 966 | Buy | 23.01.2012 01:55:00 | 1.04641 | 0.14 | 23.01.2012 04:20:00 | 1.04708 | \$ 815.57 |
| 965 | Buy | 23.01.2012 01:45:00 | 1.04664 | 0.14 | 23.01.2012 04:20:00 | 1.0471 | \$ 505.75 |
| 964 | Buy | 23.01.2012 01:00:00 | 1.04705 | 0.14 | 23.01.2012 04:20:00 | 1.0471 | \$ -99.14 |
| 911 | Buy | 23.01.2012 02:05:00 | 1.55399 | 0.69 | 23.01.2012 06:25:00 | 1.55511 | \$ 8143.38 |
| 910 | Buy | 23.01.2012 00:45:00 | 1.55438 | 0.7 | 23.01.2012 06:25:00 | 1.55498 | \$ 4425.75 |
| 909 | Buy | 23.01.2012 00:35:00 | 1.55501 | 0.71 | 23.01.2012 06:25:00 | 1.55509 | \$ 598.53 |
| 908 | Buy | 23.01.2012 00:30:00 | 1.55515 | 0.71 | 23.01.2012 06:25:00 | 1.55512 | \$ -224.45 |
| 877 | Buy | 23.01.2012 21:55:00 | 1.30047 | 0.67 | 23.01.2012 22:20:00 | 1.30238 | \$ 13484.84 |
| 878 | Buy | 24.01.2012 00:00:00 | 1.30124 | 0.68 | 24.01.2012 03:11:00 | 1.30143 | \$ 1361.45 |
| 879 | Buy | 24.01.2012 00:05:00 | 1.30122 | 0.67 | 24.01.2012 03:11:00 | 1.30154 | \$ 2259.24 |
| 880 | Buy | 24.01.2012 00:35:00 | 1.30104 | 0.66 | 24.01.2012 03:11:00 | 1.30155 | \$ 3546.92 |
| 881 | Buy | 24.01.2012 00:45:00 | 1.30087 | 0.66 | 24.01.2012 03:11:00 | 1.30154 | \$ 4659.69 |
| 968 | Buy | 24.01.2012 00:00:00 | 1.05233 | 0.14 | 24.01.2012 08:15:00 | 1.0504 | \$ -3020.33 |

| | | | | | | | |
|-----|------|---------------------|---------|------|---------------------|---------|--------------|
| 969 | Sell | 25.01.2012 00:00:00 | 1.04921 | 0.14 | 25.01.2012 01:30:00 | 1.04773 | \$ 2011.33 |
| 839 | Buy | 25.01.2012 01:00:00 | 101.178 | 0.75 | 25.01.2012 02:15:00 | 101.33 | \$ 10641.17 |
| 882 | Sell | 24.01.2012 21:25:00 | 1.30256 | 0.67 | 25.01.2012 02:50:00 | 1.30271 | \$ -1114.57 |
| 883 | Sell | 25.01.2012 21:55:00 | 1.30898 | 0.67 | 25.01.2012 22:20:00 | 1.30835 | \$ 4449.9 |
| 970 | Sell | 25.01.2012 21:55:00 | 1.05925 | 0.14 | 25.01.2012 22:20:00 | 1.05914 | \$ -10.57 |
| 545 | Buy | 25.01.2012 21:55:00 | 0.92239 | 0.53 | 25.01.2012 22:22:00 | 0.92254 | \$ 910.38 |
| 887 | Sell | 25.01.2012 22:45:00 | 1.31149 | 0.65 | 26.01.2012 00:35:00 | 1.31009 | \$ 9433.23 |
| 886 | Sell | 25.01.2012 22:40:00 | 1.31112 | 0.65 | 26.01.2012 00:35:00 | 1.3099 | \$ 8199.77 |
| 885 | Sell | 25.01.2012 22:35:00 | 1.31098 | 0.66 | 26.01.2012 00:35:00 | 1.30992 | \$ 7212.66 |
| 884 | Sell | 25.01.2012 22:30:00 | 1.30956 | 0.67 | 26.01.2012 00:35:00 | 1.3101 | \$ -3979.4 |
| 549 | Buy | 25.01.2012 22:45:00 | 0.92074 | 0.52 | 26.01.2012 00:45:00 | 0.92205 | \$ 7819.23 |
| 548 | Buy | 25.01.2012 22:40:00 | 0.92119 | 0.52 | 26.01.2012 00:45:00 | 0.92208 | \$ 5303.72 |
| 547 | Buy | 25.01.2012 22:35:00 | 0.92148 | 0.53 | 26.01.2012 00:45:00 | 0.922 | \$ 3147.05 |
| 546 | Buy | 25.01.2012 22:30:00 | 0.92234 | 0.53 | 26.01.2012 00:45:00 | 0.92197 | \$ -2285.94 |
| 974 | Sell | 25.01.2012 22:40:00 | 1.06062 | 0.14 | 26.01.2012 01:26:00 | 1.06003 | \$ 617.72 |
| 914 | Sell | 25.01.2012 22:50:00 | 1.56737 | 0.7 | 26.01.2012 03:00:00 | 1.56508 | \$ 16202.29 |
| 913 | Sell | 25.01.2012 22:40:00 | 1.56624 | 0.71 | 26.01.2012 03:00:00 | 1.56508 | \$ 7975.66 |
| 912 | Sell | 25.01.2012 22:35:00 | 1.56591 | 0.71 | 26.01.2012 03:00:00 | 1.56512 | \$ 5206.2 |
| 973 | Sell | 25.01.2012 22:35:00 | 1.06009 | 0.14 | 26.01.2012 04:55:00 | 1.0599 | \$ 27.39 |
| 972 | Sell | 25.01.2012 22:30:00 | 1.05987 | 0.14 | 26.01.2012 04:55:00 | 1.05988 | \$ -267.78 |
| 971 | Sell | 25.01.2012 22:25:00 | 1.05957 | 0.14 | 26.01.2012 04:55:00 | 1.06001 | \$ -902.39 |
| 738 | Buy | 25.01.2012 22:00:00 | 1.00518 | 0.24 | 26.01.2012 08:00:00 | 1.00209 | \$ -6422.0 |
| 739 | Buy | 25.01.2012 22:25:00 | 1.00483 | 0.24 | 26.01.2012 08:30:00 | 1.00253 | \$ -4907.66 |
| 741 | Buy | 25.01.2012 22:35:00 | 1.00401 | 0.23 | 26.01.2012 08:35:00 | 1.00167 | \$ -4776.65 |
| 740 | Buy | 25.01.2012 22:30:00 | 1.00443 | 0.23 | 26.01.2012 08:35:00 | 1.00176 | \$ -5382.86 |
| 916 | Buy | 26.01.2012 21:40:00 | 1.56821 | 0.72 | 26.01.2012 22:08:00 | 1.5685 | \$ 2200.23 |
| 976 | Buy | 26.01.2012 22:30:00 | 1.06097 | 0.14 | 26.01.2012 23:50:00 | 1.06276 | \$ 2467.96 |
| 975 | Buy | 26.01.2012 21:25:00 | 1.06162 | 0.14 | 26.01.2012 23:50:00 | 1.06268 | \$ 1390.96 |
| 220 | Buy | 26.01.2012 21:30:00 | 0.83519 | 0.23 | 27.01.2012 00:00:00 | 0.83536 | \$ 126.06 |
| 219 | Buy | 26.01.2012 21:25:00 | 0.83525 | 0.23 | 27.01.2012 00:00:00 | 0.83529 | \$ -280.93 |
| 888 | Buy | 26.01.2012 21:25:00 | 1.30987 | 0.68 | 27.01.2012 00:00:00 | 1.31083 | \$ 6479.06 |
| 915 | Buy | 26.01.2012 21:25:00 | 1.56839 | 0.72 | 27.01.2012 00:05:00 | 1.56909 | \$ 5003.64 |
| 840 | Buy | 26.01.2012 21:25:00 | 101.445 | 0.75 | 27.01.2012 01:10:00 | 101.538 | \$ 5874.46 |
| 891 | Buy | 27.01.2012 02:30:00 | 1.30789 | 0.67 | 27.01.2012 03:50:00 | 1.31004 | \$ 15179.27 |
| 890 | Buy | 27.01.2012 02:25:00 | 1.30848 | 0.68 | 27.01.2012 03:50:00 | 1.30997 | \$ 10676.6 |
| 889 | Buy | 27.01.2012 02:00:00 | 1.30886 | 0.68 | 27.01.2012 03:50:00 | 1.31011 | \$ 8956.88 |
| 550 | Sell | 26.01.2012 21:25:00 | 0.92078 | 0.54 | 27.01.2012 03:55:00 | 0.92146 | \$ -4541.33 |
| 743 | Sell | 26.01.2012 22:30:00 | 1.00202 | 0.23 | 27.01.2012 03:55:00 | 1.00282 | \$ -1822.8 |
| 742 | Sell | 26.01.2012 21:25:00 | 1.00179 | 0.23 | 27.01.2012 03:55:00 | 1.0028 | \$ -2208.78 |
| 978 | Buy | 27.01.2012 02:25:00 | 1.06007 | 0.14 | 27.01.2012 03:55:00 | 1.0615 | \$ 1936.84 |
| 977 | Buy | 27.01.2012 02:00:00 | 1.06107 | 0.14 | 27.01.2012 03:55:00 | 1.06144 | \$ 372.97 |
| 918 | Buy | 27.01.2012 02:30:00 | 1.56675 | 0.72 | 27.01.2012 04:55:00 | 1.56786 | \$ 8421.57 |
| 917 | Buy | 27.01.2012 02:00:00 | 1.56762 | 0.72 | 27.01.2012 04:55:00 | 1.56791 | \$ 2200.23 |
| 979 | Buy | 30.01.2012 00:30:00 | 1.06322 | 0.14 | 30.01.2012 01:42:00 | 1.06397 | \$ 933.6 |
| 980 | Buy | 30.01.2012 00:35:00 | 1.06283 | 0.14 | 30.01.2012 01:42:00 | 1.06393 | \$ 1449.98 |
| 552 | Sell | 30.01.2012 02:30:00 | 0.91432 | 0.53 | 30.01.2012 05:05:00 | 0.91415 | \$ 1032.6 |
| 551 | Sell | 30.01.2012 00:30:00 | 0.91326 | 0.54 | 30.01.2012 05:05:00 | 0.91414 | \$ -5479.41 |
| 895 | Buy | 30.01.2012 02:25:00 | 1.31932 | 0.67 | 30.01.2012 05:20:00 | 1.31918 | \$ -988.42 |
| 894 | Buy | 30.01.2012 02:20:00 | 1.32001 | 0.68 | 30.01.2012 05:20:00 | 1.3192 | \$ -5804.06 |
| 893 | Buy | 30.01.2012 02:10:00 | 1.32049 | 0.69 | 30.01.2012 05:20:00 | 1.31916 | \$ -9670.26 |
| 892 | Buy | 30.01.2012 02:00:00 | 1.32074 | 0.69 | 30.01.2012 05:20:00 | 1.31904 | \$ -12360.49 |
| 981 | Buy | 30.01.2012 02:30:00 | 1.06088 | 0.14 | 30.01.2012 05:25:00 | 1.06091 | \$ -128.65 |
| 898 | Sell | 31.01.2012 00:00:00 | 1.31432 | 0.68 | 31.01.2012 01:30:00 | 1.31349 | \$ 5950.07 |
| 897 | Sell | 30.01.2012 23:55:00 | 1.31404 | 0.68 | 31.01.2012 01:30:00 | 1.31353 | \$ 3600.18 |
| 896 | Sell | 30.01.2012 23:30:00 | 1.31356 | 0.69 | 31.01.2012 01:30:00 | 1.31336 | \$ 1398.13 |
| 844 | Sell | 30.01.2012 23:40:00 | 100.264 | 0.74 | 31.01.2012 02:05:00 | 100.288 | \$ -2682.97 |
| 843 | Sell | 30.01.2012 23:00:00 | 100.22 | 0.75 | 31.01.2012 02:05:00 | 100.28 | \$ -5418.99 |
| 842 | Sell | 30.01.2012 22:50:00 | 100.204 | 0.75 | 31.01.2012 02:05:00 | 100.295 | \$ -7743.77 |
| 841 | Sell | 30.01.2012 22:30:00 | 100.158 | 0.76 | 31.01.2012 02:05:00 | 100.288 | \$ -10810.77 |
| 900 | Sell | 01.02.2012 00:55:00 | 1.30897 | 0.69 | 01.02.2012 01:55:00 | 1.30726 | \$ 12438.86 |

| | | | | | | | |
|-----|------|---------------------|---------|------|---------------------|---------|--------------|
| 899 | Sell | 01.02.2012 00:35:00 | 1.30872 | 0.7 | 01.02.2012 01:55:00 | 1.30736 | \$ 10036.27 |
| 846 | Sell | 01.02.2012 01:00:00 | 99.871 | 0.75 | 01.02.2012 02:05:00 | 99.704 | \$ 11775.97 |
| 845 | Sell | 01.02.2012 00:00:00 | 99.781 | 0.75 | 01.02.2012 02:05:00 | 99.715 | \$ 4201.63 |
| 982 | Buy | 01.02.2012 21:50:00 | 1.06976 | 0.14 | 01.02.2012 22:21:00 | 1.06993 | \$ 77.9 |
| 901 | Buy | 01.02.2012 21:50:00 | 1.31496 | 0.7 | 01.02.2012 22:38:00 | 1.3153 | \$ 2507.93 |
| 746 | Sell | 01.02.2012 21:50:00 | 0.99906 | 0.23 | 02.02.2012 00:05:00 | 0.99833 | \$ 852.67 |
| 745 | Sell | 01.02.2012 21:35:00 | 0.9987 | 0.23 | 02.02.2012 00:05:00 | 0.99844 | \$ -11.19 |
| 744 | Sell | 01.02.2012 21:30:00 | 0.99847 | 0.24 | 02.02.2012 00:05:00 | 0.99843 | \$ -433.63 |
| 983 | Buy | 01.02.2012 22:55:00 | 1.06949 | 0.14 | 02.02.2012 00:05:00 | 1.07063 | \$ 1415.6 |
| 922 | Buy | 01.02.2012 22:35:00 | 1.58257 | 0.71 | 02.02.2012 00:15:00 | 1.58413 | \$ 10762.36 |
| 921 | Buy | 01.02.2012 22:30:00 | 1.58273 | 0.72 | 02.02.2012 00:15:00 | 1.58409 | \$ 9396.54 |
| 920 | Buy | 01.02.2012 21:50:00 | 1.58294 | 0.72 | 02.02.2012 00:15:00 | 1.58405 | \$ 7499.79 |
| 919 | Buy | 01.02.2012 21:35:00 | 1.58318 | 0.73 | 02.02.2012 00:15:00 | 1.58409 | \$ 6065.48 |
| 902 | Buy | 01.02.2012 22:40:00 | 1.31517 | 0.7 | 02.02.2012 00:20:00 | 1.31702 | \$ 12411.34 |
| 850 | Buy | 01.02.2012 22:55:00 | 100.252 | 0.73 | 02.02.2012 01:45:00 | 100.346 | \$ 5138.16 |
| 849 | Buy | 01.02.2012 22:40:00 | 100.276 | 0.74 | 02.02.2012 01:45:00 | 100.351 | \$ 3802.33 |
| 848 | Buy | 01.02.2012 21:50:00 | 100.294 | 0.75 | 02.02.2012 01:45:00 | 100.333 | \$ 1153.53 |
| 847 | Buy | 01.02.2012 21:25:00 | 100.353 | 0.76 | 02.02.2012 01:45:00 | 100.345 | \$ -2403.47 |
| 554 | Sell | 01.02.2012 21:50:00 | 0.91593 | 0.54 | 02.02.2012 02:35:00 | 0.91424 | \$ 9589.15 |
| 553 | Sell | 01.02.2012 21:40:00 | 0.91535 | 0.54 | 02.02.2012 02:35:00 | 0.91438 | \$ 5110.42 |
| 984 | Buy | 06.02.2012 00:00:00 | 1.07524 | 0.14 | 06.02.2012 00:22:00 | 1.07547 | \$ 166.42 |
| 221 | Buy | 06.02.2012 00:30:00 | 0.82936 | 0.24 | 06.02.2012 01:45:00 | 0.831 | \$ 5061.23 |
| 988 | Buy | 06.02.2012 01:40:00 | 1.07369 | 0.14 | 06.02.2012 02:17:00 | 1.07443 | \$ 918.85 |
| 747 | Sell | 06.02.2012 02:30:00 | 0.99439 | 0.24 | 06.02.2012 05:45:00 | 0.99459 | \$ -680.01 |
| 903 | Buy | 06.02.2012 00:30:00 | 1.31165 | 0.71 | 06.02.2012 05:55:00 | 1.30953 | \$ -15861.04 |
| 853 | Buy | 06.02.2012 02:30:00 | 100.285 | 0.74 | 06.02.2012 06:25:00 | 100.478 | \$ 13539.89 |
| 852 | Buy | 06.02.2012 01:35:00 | 100.404 | 0.75 | 06.02.2012 06:25:00 | 100.494 | \$ 5996.92 |
| 851 | Buy | 06.02.2012 00:30:00 | 100.469 | 0.76 | 06.02.2012 06:25:00 | 100.478 | \$ -79.5 |
| 989 | Buy | 06.02.2012 02:20:00 | 1.0742 | 0.14 | 06.02.2012 09:45:00 | 1.07264 | \$ -2474.45 |
| 987 | Buy | 06.02.2012 01:35:00 | 1.07471 | 0.14 | 06.02.2012 09:45:00 | 1.07266 | \$ -3197.37 |
| 986 | Buy | 06.02.2012 01:25:00 | 1.07519 | 0.14 | 06.02.2012 09:45:00 | 1.07279 | \$ -3713.75 |
| 985 | Buy | 06.02.2012 00:25:00 | 1.07547 | 0.14 | 06.02.2012 09:45:00 | 1.07269 | \$ -4274.37 |
| 926 | Buy | 07.02.2012 02:05:00 | 1.58089 | 0.72 | 07.02.2012 04:35:00 | 1.58109 | \$ 1517.4 |
| 925 | Buy | 07.02.2012 01:55:00 | 1.58109 | 0.72 | 07.02.2012 05:35:00 | 1.58229 | \$ 9104.4 |
| 924 | Buy | 07.02.2012 01:35:00 | 1.58123 | 0.73 | 07.02.2012 05:35:00 | 1.58236 | \$ 8692.39 |
| 923 | Buy | 07.02.2012 01:30:00 | 1.58138 | 0.74 | 07.02.2012 05:35:00 | 1.58237 | \$ 7719.77 |
| 904 | Buy | 07.02.2012 21:35:00 | 1.32378 | 0.69 | 07.02.2012 22:10:00 | 1.32539 | \$ 11706.11 |
| 854 | Buy | 07.02.2012 22:00:00 | 101.681 | 0.75 | 07.02.2012 23:10:00 | 101.84 | \$ 11162.38 |
| 363 | Buy | 07.02.2012 22:00:00 | 76.762 | 0.34 | 08.02.2012 02:25:00 | 76.846 | \$ 2376.58 |
| 857 | Buy | 08.02.2012 02:05:00 | 101.691 | 0.74 | 08.02.2012 02:35:00 | 101.885 | \$ 13603.56 |
| 856 | Buy | 08.02.2012 01:55:00 | 101.711 | 0.75 | 08.02.2012 02:35:00 | 101.884 | \$ 12212.14 |
| 855 | Buy | 08.02.2012 01:40:00 | 101.755 | 0.76 | 08.02.2012 02:35:00 | 101.894 | \$ 9790.65 |
| 908 | Buy | 08.02.2012 02:00:00 | 1.32482 | 0.68 | 08.02.2012 03:01:00 | 1.32507 | \$ 1791.38 |
| 907 | Buy | 08.02.2012 01:50:00 | 1.32487 | 0.68 | 08.02.2012 04:50:00 | 1.32524 | \$ 2651.23 |
| 906 | Buy | 08.02.2012 01:40:00 | 1.32514 | 0.69 | 08.02.2012 04:50:00 | 1.32522 | \$ 581.67 |
| 905 | Buy | 08.02.2012 01:30:00 | 1.32527 | 0.7 | 08.02.2012 04:50:00 | 1.32538 | \$ 811.39 |
| 927 | Buy | 08.02.2012 01:30:00 | 1.58898 | 0.74 | 08.02.2012 04:50:00 | 1.58971 | \$ 5692.35 |
| 858 | Buy | 10.02.2012 01:30:00 | 103.056 | 0.76 | 10.02.2012 03:02:00 | 103.127 | \$ 4612.86 |
| 991 | Buy | 10.02.2012 01:35:00 | 1.07666 | 0.13 | 10.02.2012 11:25:00 | 1.0701 | \$ -9147.53 |
| 990 | Buy | 10.02.2012 01:30:00 | 1.07708 | 0.13 | 10.02.2012 11:25:00 | 1.07012 | \$ -9695.52 |
| 929 | Sell | 13.02.2012 00:25:00 | 1.57817 | 0.74 | 13.02.2012 01:56:00 | 1.5779 | \$ 2106.35 |
| 930 | Sell | 13.02.2012 00:30:00 | 1.57868 | 0.73 | 13.02.2012 01:56:00 | 1.57792 | \$ 5848.87 |
| 931 | Sell | 13.02.2012 00:35:00 | 1.57901 | 0.72 | 13.02.2012 01:56:00 | 1.57781 | \$ 9108.55 |
| 557 | Buy | 13.02.2012 00:30:00 | 0.91335 | 0.53 | 13.02.2012 01:58:00 | 0.91383 | \$ 2924.86 |
| 558 | Buy | 13.02.2012 00:35:00 | 0.91284 | 0.52 | 13.02.2012 01:58:00 | 0.91376 | \$ 5504.96 |
| 556 | Buy | 13.02.2012 00:25:00 | 0.91409 | 0.53 | 13.02.2012 02:35:00 | 0.9153 | \$ 7381.14 |
| 555 | Buy | 13.02.2012 00:00:00 | 0.91483 | 0.54 | 13.02.2012 02:35:00 | 0.9153 | \$ 2917.84 |
| 912 | Sell | 13.02.2012 00:25:00 | 1.32256 | 0.66 | 13.02.2012 02:35:00 | 1.32182 | \$ 5148.86 |
| 911 | Sell | 13.02.2012 00:15:00 | 1.32097 | 0.68 | 13.02.2012 02:35:00 | 1.32182 | \$ -6093.45 |
| 910 | Sell | 13.02.2012 00:10:00 | 1.3207 | 0.69 | 13.02.2012 02:35:00 | 1.32178 | \$ -7856.12 |

| | | | | | | | |
|------|------|---------------------|---------|------|---------------------|---------|--------------|
| 909 | Sell | 13.02.2012 00:00:00 | 1.32035 | 0.69 | 13.02.2012 02:35:00 | 1.32165 | \$ -9456.44 |
| 995 | Sell | 13.02.2012 00:45:00 | 1.07071 | 0.13 | 13.02.2012 02:35:00 | 1.06935 | \$ 1703.21 |
| 994 | Sell | 13.02.2012 00:30:00 | 1.07047 | 0.13 | 13.02.2012 02:35:00 | 1.06939 | \$ 1319.5 |
| 993 | Sell | 13.02.2012 00:25:00 | 1.06936 | 0.13 | 13.02.2012 02:35:00 | 1.06944 | \$ -270.19 |
| 992 | Sell | 13.02.2012 00:00:00 | 1.06854 | 0.13 | 13.02.2012 02:35:00 | 1.06938 | \$ -1311.71 |
| 751 | Buy | 13.02.2012 00:30:00 | 1.00008 | 0.23 | 13.02.2012 02:45:00 | 1.00067 | \$ 799.78 |
| 750 | Buy | 13.02.2012 00:25:00 | 1.00038 | 0.23 | 13.02.2012 02:45:00 | 1.00078 | \$ 450.75 |
| 749 | Buy | 13.02.2012 00:05:00 | 1.0007 | 0.23 | 13.02.2012 02:45:00 | 1.00082 | \$ -63.62 |
| 748 | Buy | 13.02.2012 00:00:00 | 1.00109 | 0.23 | 13.02.2012 02:45:00 | 1.00086 | \$ -706.57 |
| 928 | Sell | 13.02.2012 00:05:00 | 1.57712 | 0.74 | 13.02.2012 08:40:00 | 1.57806 | \$ -7333.22 |
| 862 | Sell | 13.02.2012 00:25:00 | 102.713 | 0.73 | 13.02.2012 09:05:00 | 102.792 | \$ -6516.77 |
| 861 | Sell | 13.02.2012 00:15:00 | 102.549 | 0.75 | 13.02.2012 09:05:00 | 102.798 | \$ -19444.19 |
| 860 | Sell | 13.02.2012 00:10:00 | 102.527 | 0.76 | 13.02.2012 09:05:00 | 102.797 | \$ -21299.21 |
| 859 | Sell | 13.02.2012 00:05:00 | 102.482 | 0.77 | 13.02.2012 09:05:00 | 102.787 | \$ -24274.1 |
| 998 | Buy | 14.02.2012 01:40:00 | 1.07037 | 0.13 | 14.02.2012 03:15:00 | 1.07108 | \$ 812.11 |
| 999 | Buy | 14.02.2012 01:50:00 | 1.07009 | 0.13 | 14.02.2012 03:15:00 | 1.07115 | \$ 1291.6 |
| 935 | Buy | 14.02.2012 01:15:00 | 1.57347 | 0.73 | 14.02.2012 06:05:00 | 1.57132 | \$ -16538.6 |
| 934 | Buy | 14.02.2012 01:10:00 | 1.5738 | 0.73 | 14.02.2012 06:05:00 | 1.57149 | \$ -17769.38 |
| 933 | Buy | 14.02.2012 01:05:00 | 1.57425 | 0.74 | 14.02.2012 06:05:00 | 1.57145 | \$ -21833.7 |
| 932 | Buy | 14.02.2012 01:00:00 | 1.575 | 0.75 | 14.02.2012 06:05:00 | 1.57147 | \$ -27898.04 |
| 997 | Buy | 14.02.2012 01:20:00 | 1.07127 | 0.13 | 14.02.2012 09:50:00 | 1.069 | \$ -3270.39 |
| 996 | Buy | 14.02.2012 01:05:00 | 1.07162 | 0.13 | 14.02.2012 09:50:00 | 1.06906 | \$ -3667.67 |
| 754 | Sell | 14.02.2012 21:45:00 | 1.00197 | 0.23 | 14.02.2012 22:50:00 | 0.99971 | \$ 3869.82 |
| 753 | Sell | 14.02.2012 21:35:00 | 1.0017 | 0.23 | 14.02.2012 22:50:00 | 0.99982 | \$ 3171.38 |
| 752 | Sell | 14.02.2012 21:30:00 | 1.00145 | 0.23 | 14.02.2012 22:50:00 | 0.99981 | \$ 2730.26 |
| 560 | Sell | 14.02.2012 21:35:00 | 0.92279 | 0.53 | 14.02.2012 23:00:00 | 0.92035 | \$ 14891.56 |
| 559 | Sell | 14.02.2012 21:30:00 | 0.9222 | 0.54 | 14.02.2012 23:00:00 | 0.92037 | \$ 11378.04 |
| 864 | Buy | 14.02.2012 21:35:00 | 102.669 | 0.73 | 14.02.2012 23:05:00 | 102.974 | \$ 21515.57 |
| 863 | Buy | 14.02.2012 21:30:00 | 102.751 | 0.74 | 14.02.2012 23:05:00 | 102.985 | \$ 16555.69 |
| 1003 | Sell | 14.02.2012 23:55:00 | 1.06913 | 0.13 | 15.02.2012 02:45:00 | 1.0688 | \$ 266.88 |
| 1002 | Sell | 14.02.2012 23:40:00 | 1.06899 | 0.13 | 15.02.2012 02:45:00 | 1.06899 | \$ -185.36 |
| 1001 | Sell | 14.02.2012 23:10:00 | 1.0687 | 0.13 | 15.02.2012 02:45:00 | 1.06891 | \$ -473.15 |
| 1000 | Sell | 14.02.2012 23:00:00 | 1.06849 | 0.13 | 15.02.2012 02:45:00 | 1.06885 | \$ -678.72 |
| 562 | Buy | 15.02.2012 00:05:00 | 0.91921 | 0.54 | 15.02.2012 02:55:00 | 0.92038 | \$ 7271.61 |
| 561 | Buy | 15.02.2012 00:00:00 | 0.9194 | 0.54 | 15.02.2012 02:55:00 | 0.92047 | \$ 6649.64 |
| 916 | Sell | 14.02.2012 23:50:00 | 1.31248 | 0.67 | 15.02.2012 02:55:00 | 1.31177 | \$ 4959.91 |
| 915 | Sell | 14.02.2012 23:40:00 | 1.31244 | 0.67 | 15.02.2012 02:55:00 | 1.31184 | \$ 4182.93 |
| 914 | Sell | 14.02.2012 23:10:00 | 1.31221 | 0.68 | 15.02.2012 02:55:00 | 1.31193 | \$ 1951.37 |
| 913 | Sell | 14.02.2012 23:00:00 | 1.31203 | 0.69 | 15.02.2012 02:55:00 | 1.31194 | \$ 597.97 |
| 939 | Sell | 14.02.2012 23:50:00 | 1.56912 | 0.71 | 15.02.2012 03:10:00 | 1.56787 | \$ 9120.63 |
| 938 | Sell | 14.02.2012 23:40:00 | 1.56892 | 0.71 | 15.02.2012 03:10:00 | 1.56777 | \$ 8372.12 |
| 937 | Sell | 14.02.2012 23:10:00 | 1.56869 | 0.72 | 15.02.2012 03:10:00 | 1.56775 | \$ 6896.05 |
| 936 | Sell | 14.02.2012 23:00:00 | 1.56844 | 0.72 | 15.02.2012 03:10:00 | 1.5678 | \$ 4618.91 |
| 865 | Sell | 15.02.2012 21:30:00 | 102.596 | 0.75 | 15.02.2012 22:47:00 | 102.49 | \$ 7180.45 |
| 365 | Sell | 15.02.2012 22:00:00 | 78.475 | 0.33 | 15.02.2012 23:52:00 | 78.429 | \$ 1110.43 |
| 1004 | Buy | 15.02.2012 22:00:00 | 1.06866 | 0.13 | 16.02.2012 00:35:00 | 1.06896 | \$ 163.71 |
| 1005 | Buy | 15.02.2012 22:05:00 | 1.06809 | 0.13 | 16.02.2012 00:35:00 | 1.06884 | \$ 780.2 |
| 866 | Sell | 16.02.2012 02:00:00 | 102.488 | 0.76 | 16.02.2012 02:45:00 | 102.29 | \$ 14269.14 |
| 364 | Sell | 15.02.2012 21:30:00 | 78.441 | 0.33 | 16.02.2012 03:55:00 | 78.428 | \$ -389.42 |
| 918 | Sell | 16.02.2012 21:35:00 | 1.31444 | 0.67 | 16.02.2012 22:40:00 | 1.31399 | \$ 3178.5 |
| 222 | Sell | 16.02.2012 22:00:00 | 0.83143 | 0.23 | 17.02.2012 01:00:00 | 0.83084 | \$ 1530.5 |
| 940 | Buy | 17.02.2012 00:30:00 | 1.57941 | 0.73 | 17.02.2012 01:25:00 | 1.58066 | \$ 9615.47 |
| 564 | Buy | 16.02.2012 21:35:00 | 0.91837 | 0.54 | 17.02.2012 01:35:00 | 0.91946 | \$ 6766.58 |
| 563 | Buy | 16.02.2012 21:30:00 | 0.91979 | 0.55 | 17.02.2012 01:35:00 | 0.91947 | \$ -2040.25 |
| 917 | Sell | 16.02.2012 21:30:00 | 1.31258 | 0.68 | 17.02.2012 01:35:00 | 1.3127 | \$ -916.14 |
| 1006 | Buy | 17.02.2012 01:00:00 | 1.07491 | 0.13 | 17.02.2012 02:40:00 | 1.07595 | \$ 1264.21 |
| 870 | Buy | 17.02.2012 01:50:00 | 103.449 | 0.73 | 17.02.2012 03:00:00 | 103.705 | \$ 17932.84 |
| 869 | Buy | 17.02.2012 01:35:00 | 103.462 | 0.74 | 17.02.2012 03:00:00 | 103.71 | \$ 17586.34 |
| 868 | Buy | 17.02.2012 01:30:00 | 103.523 | 0.75 | 17.02.2012 03:00:00 | 103.704 | \$ 12798.66 |
| 867 | Buy | 17.02.2012 00:30:00 | 103.549 | 0.75 | 17.02.2012 03:00:00 | 103.698 | \$ 10398.39 |

| | | | | | | | |
|------|------|---------------------|---------|------|---------------------|---------|--------------|
| 919 | Buy | 17.02.2012 02:15:00 | 1.31241 | 0.69 | 17.02.2012 03:30:00 | 1.31368 | \$ 9234.01 |
| 565 | Sell | 20.02.2012 00:00:00 | 0.91725 | 0.54 | 20.02.2012 00:05:00 | 0.91767 | \$ -2617.99 |
| 1010 | Sell | 20.02.2012 01:15:00 | 1.07909 | 0.13 | 20.02.2012 03:35:00 | 1.07754 | \$ 1963.6 |
| 1009 | Sell | 20.02.2012 01:10:00 | 1.07898 | 0.13 | 20.02.2012 03:35:00 | 1.07773 | \$ 1552.47 |
| 1008 | Sell | 20.02.2012 01:05:00 | 1.07823 | 0.13 | 20.02.2012 03:35:00 | 1.0776 | \$ 702.8 |
| 1007 | Sell | 20.02.2012 00:30:00 | 1.07751 | 0.13 | 20.02.2012 03:35:00 | 1.07764 | \$ -338.72 |
| 758 | Buy | 20.02.2012 01:10:00 | 0.99203 | 0.22 | 20.02.2012 05:15:00 | 0.99223 | \$ 79.72 |
| 757 | Buy | 20.02.2012 01:05:00 | 0.99258 | 0.23 | 20.02.2012 05:15:00 | 0.99225 | \$ -890.28 |
| 756 | Buy | 20.02.2012 00:45:00 | 0.99293 | 0.23 | 20.02.2012 05:15:00 | 0.99222 | \$ -1588.34 |
| 755 | Buy | 20.02.2012 00:30:00 | 0.99304 | 0.23 | 20.02.2012 05:15:00 | 0.99222 | \$ -1790.41 |
| 224 | Sell | 20.02.2012 00:55:00 | 0.83306 | 0.23 | 20.02.2012 09:25:00 | 0.83194 | \$ 3225.92 |
| 223 | Sell | 20.02.2012 00:30:00 | 0.83277 | 0.23 | 20.02.2012 09:25:00 | 0.83191 | \$ 2411.1 |
| 920 | Buy | 20.02.2012 22:00:00 | 1.32377 | 0.68 | 20.02.2012 23:50:00 | 1.32458 | \$ 5804.05 |
| 921 | Buy | 21.02.2012 01:30:00 | 1.32032 | 0.68 | 21.02.2012 02:27:00 | 1.32054 | \$ 1576.41 |
| 873 | Buy | 21.02.2012 01:50:00 | 105.102 | 0.75 | 21.02.2012 02:50:00 | 105.39 | \$ 20811.8 |
| 872 | Buy | 21.02.2012 01:45:00 | 105.121 | 0.76 | 21.02.2012 02:50:00 | 105.391 | \$ 19721.07 |
| 871 | Buy | 21.02.2012 01:30:00 | 105.141 | 0.76 | 21.02.2012 02:50:00 | 105.398 | \$ 18733.0 |
| 566 | Sell | 21.02.2012 01:30:00 | 0.91403 | 0.54 | 21.02.2012 03:00:00 | 0.91261 | \$ 8827.66 |
| 922 | Buy | 21.02.2012 02:30:00 | 1.32051 | 0.68 | 21.02.2012 03:00:00 | 1.32246 | \$ 13972.72 |
| 875 | Buy | 21.02.2012 22:35:00 | 105.451 | 0.77 | 22.02.2012 00:01:00 | 105.471 | \$ 379.19 |
| 874 | Buy | 21.02.2012 22:30:00 | 105.484 | 0.78 | 22.02.2012 01:30:00 | 105.582 | \$ 6467.91 |
| 924 | Buy | 21.02.2012 22:35:00 | 1.32325 | 0.68 | 22.02.2012 01:30:00 | 1.32373 | \$ 3039.62 |
| 923 | Buy | 21.02.2012 22:30:00 | 1.32346 | 0.68 | 22.02.2012 01:30:00 | 1.32378 | \$ 1893.14 |
| 941 | Sell | 22.02.2012 02:00:00 | 1.57907 | 0.73 | 22.02.2012 03:20:00 | 1.57702 | \$ 15776.55 |
| 876 | Sell | 22.02.2012 02:00:00 | 105.787 | 0.78 | 22.02.2012 03:35:00 | 105.483 | \$ 22886.81 |
| 877 | Buy | 22.02.2012 22:00:00 | 106.236 | 0.78 | 22.02.2012 23:55:00 | 106.408 | \$ 12587.3 |
| 1011 | Sell | 22.02.2012 21:25:00 | 1.0656 | 0.13 | 23.02.2012 00:55:00 | 1.06273 | \$ 3698.16 |
| 567 | Sell | 27.02.2012 00:00:00 | 0.89464 | 0.53 | 27.02.2012 00:10:00 | 0.89442 | \$ 1337.86 |
| 925 | Buy | 27.02.2012 00:00:00 | 1.34621 | 0.66 | 27.02.2012 00:10:00 | 1.34692 | \$ 4937.87 |
| 942 | Buy | 27.02.2012 00:00:00 | 1.58824 | 0.74 | 27.02.2012 00:23:00 | 1.58864 | \$ 3119.1 |
| 878 | Buy | 27.02.2012 02:30:00 | 109.223 | 0.77 | 27.02.2012 03:04:00 | 109.359 | \$ 9631.05 |
| 366 | Buy | 27.02.2012 02:30:00 | 81.185 | 0.32 | 27.02.2012 03:19:00 | 81.218 | \$ 660.78 |
| 926 | Buy | 27.02.2012 02:30:00 | 1.34539 | 0.66 | 27.02.2012 06:05:00 | 1.34569 | \$ 2086.43 |
| 945 | Buy | 27.02.2012 02:30:00 | 1.58694 | 0.73 | 27.02.2012 06:20:00 | 1.58723 | \$ 2230.79 |
| 944 | Buy | 27.02.2012 02:25:00 | 1.5873 | 0.73 | 27.02.2012 06:20:00 | 1.5873 | \$ 0.0 |
| 943 | Buy | 27.02.2012 02:20:00 | 1.5875 | 0.74 | 27.02.2012 06:20:00 | 1.58739 | \$ -857.76 |
| 880 | Sell | 27.02.2012 22:05:00 | 107.967 | 0.77 | 27.02.2012 22:41:00 | 107.919 | \$ 2864.62 |
| 370 | Sell | 27.02.2012 22:45:00 | 80.535 | 0.32 | 28.02.2012 00:45:00 | 80.521 | \$ -80.02 |
| 369 | Sell | 27.02.2012 22:10:00 | 80.526 | 0.32 | 28.02.2012 00:45:00 | 80.531 | \$ -688.02 |
| 368 | Sell | 27.02.2012 22:05:00 | 80.508 | 0.32 | 28.02.2012 00:45:00 | 80.52 | \$ -912.02 |
| 367 | Sell | 27.02.2012 22:00:00 | 80.486 | 0.33 | 28.02.2012 00:45:00 | 80.534 | \$ -2128.52 |
| 883 | Sell | 27.02.2012 23:50:00 | 107.989 | 0.76 | 28.02.2012 00:45:00 | 107.853 | \$ 9345.73 |
| 882 | Sell | 27.02.2012 23:20:00 | 107.974 | 0.76 | 28.02.2012 00:45:00 | 107.857 | \$ 7901.94 |
| 881 | Sell | 27.02.2012 22:45:00 | 107.951 | 0.77 | 28.02.2012 00:45:00 | 107.857 | \$ 6235.07 |
| 879 | Sell | 27.02.2012 22:00:00 | 107.803 | 0.78 | 28.02.2012 00:45:00 | 107.861 | \$ -5538.83 |
| 1012 | Buy | 27.02.2012 23:00:00 | 1.07539 | 0.13 | 28.02.2012 01:20:00 | 1.07582 | \$ 399.61 |
| 946 | Sell | 28.02.2012 01:30:00 | 1.58297 | 0.74 | 28.02.2012 11:30:00 | 1.58533 | \$ -18411.07 |
| 947 | Sell | 28.02.2012 01:35:00 | 1.58318 | 0.73 | 28.02.2012 11:40:00 | 1.5856 | \$ -18624.02 |
| 1015 | Sell | 28.02.2012 22:45:00 | 1.07784 | 0.13 | 29.02.2012 00:41:00 | 1.07765 | \$ 75.02 |
| 1013 | Sell | 28.02.2012 22:30:00 | 1.07682 | 0.13 | 29.02.2012 08:35:00 | 1.08097 | \$ -5872.61 |
| 1014 | Sell | 28.02.2012 22:40:00 | 1.07746 | 0.13 | 29.02.2012 08:45:00 | 1.08127 | \$ -5406.66 |
| 1016 | Sell | 29.02.2012 02:00:00 | 1.07974 | 0.13 | 29.02.2012 12:05:00 | 1.08155 | \$ -2641.02 |
| 1019 | Buy | 29.02.2012 22:40:00 | 1.072 | 0.12 | 29.02.2012 23:00:00 | 1.07239 | \$ 344.98 |
| 762 | Sell | 29.02.2012 22:25:00 | 0.98946 | 0.22 | 01.03.2012 00:25:00 | 0.98867 | \$ 921.07 |
| 761 | Sell | 29.02.2012 22:10:00 | 0.9891 | 0.22 | 01.03.2012 00:25:00 | 0.98875 | \$ 147.52 |
| 760 | Sell | 29.02.2012 22:05:00 | 0.98869 | 0.22 | 01.03.2012 00:25:00 | 0.98875 | \$ -573.29 |
| 759 | Sell | 29.02.2012 22:00:00 | 0.98858 | 0.22 | 01.03.2012 00:25:00 | 0.98864 | \$ -573.29 |
| 1020 | Buy | 29.02.2012 23:05:00 | 1.07228 | 0.13 | 01.03.2012 01:05:00 | 1.07401 | \$ 2122.76 |
| 1018 | Buy | 29.02.2012 22:35:00 | 1.07309 | 0.13 | 01.03.2012 01:05:00 | 1.074 | \$ 999.39 |
| 1017 | Buy | 29.02.2012 22:30:00 | 1.07365 | 0.13 | 01.03.2012 01:05:00 | 1.074 | \$ 232.2 |

| | | | | | | | |
|------|------|---------------------|---------|------|---------------------|---------|--------------|
| 884 | Sell | 01.03.2012 01:30:00 | 108.447 | 0.78 | 01.03.2012 02:38:00 | 108.313 | \$ 9606.07 |
| 1022 | Sell | 01.03.2012 02:30:00 | 1.07474 | 0.13 | 01.03.2012 02:45:00 | 1.07306 | \$ 2141.75 |
| 1021 | Sell | 01.03.2012 01:30:00 | 1.07432 | 0.13 | 01.03.2012 02:45:00 | 1.07314 | \$ 1456.54 |
| 951 | Buy | 29.02.2012 22:35:00 | 1.59139 | 0.71 | 01.03.2012 02:50:00 | 1.59242 | \$ 6797.1 |
| 950 | Buy | 29.02.2012 22:30:00 | 1.59151 | 0.72 | 01.03.2012 02:50:00 | 1.59244 | \$ 6134.13 |
| 949 | Buy | 29.02.2012 22:25:00 | 1.59166 | 0.72 | 01.03.2012 02:50:00 | 1.59246 | \$ 5147.82 |
| 948 | Buy | 29.02.2012 22:00:00 | 1.59209 | 0.73 | 01.03.2012 02:50:00 | 1.59259 | \$ 2911.61 |
| 928 | Sell | 02.03.2012 02:25:00 | 1.33305 | 0.66 | 02.03.2012 04:55:00 | 1.33138 | \$ 11619.72 |
| 927 | Sell | 02.03.2012 02:00:00 | 1.33255 | 0.67 | 02.03.2012 04:55:00 | 1.33138 | \$ 8264.11 |
| 885 | Sell | 02.03.2012 02:30:00 | 108.247 | 0.79 | 02.03.2012 08:15:00 | 108.28 | \$ -3462.2 |
| 952 | Sell | 05.03.2012 01:30:00 | 1.58418 | 0.74 | 05.03.2012 02:07:00 | 1.58397 | \$ 1638.27 |
| 372 | Buy | 05.03.2012 02:20:00 | 81.572 | 0.32 | 05.03.2012 03:50:00 | 81.73 | \$ 4660.78 |
| 371 | Buy | 05.03.2012 02:00:00 | 81.627 | 0.32 | 05.03.2012 03:50:00 | 81.72 | \$ 2580.78 |
| 763 | Buy | 06.03.2012 23:00:00 | 1.00077 | 0.22 | 07.03.2012 00:00:00 | 1.00197 | \$ 1775.01 |
| 376 | Sell | 06.03.2012 23:40:00 | 80.893 | 0.32 | 07.03.2012 01:00:00 | 80.744 | \$ 4239.98 |
| 375 | Sell | 06.03.2012 23:35:00 | 80.882 | 0.32 | 07.03.2012 01:00:00 | 80.733 | \$ 4239.98 |
| 374 | Sell | 06.03.2012 23:05:00 | 80.868 | 0.32 | 07.03.2012 01:00:00 | 80.741 | \$ 3535.98 |
| 373 | Sell | 06.03.2012 23:00:00 | 80.847 | 0.32 | 07.03.2012 01:00:00 | 80.736 | \$ 3023.98 |
| 889 | Sell | 06.03.2012 23:55:00 | 106.095 | 0.78 | 07.03.2012 01:00:00 | 105.895 | \$ 14598.56 |
| 888 | Sell | 06.03.2012 23:40:00 | 106.072 | 0.79 | 07.03.2012 01:00:00 | 105.903 | \$ 12336.83 |
| 887 | Sell | 06.03.2012 23:35:00 | 106.052 | 0.79 | 07.03.2012 01:00:00 | 105.904 | \$ 10677.95 |
| 886 | Sell | 06.03.2012 22:50:00 | 106.032 | 0.8 | 07.03.2012 01:00:00 | 105.892 | \$ 10173.38 |
| 1025 | Sell | 06.03.2012 23:00:00 | 1.05573 | 0.13 | 07.03.2012 01:23:00 | 1.05558 | \$ 20.2 |
| 1027 | Sell | 07.03.2012 01:35:00 | 1.05623 | 0.13 | 07.03.2012 02:35:00 | 1.05246 | \$ 5005.92 |
| 1026 | Sell | 07.03.2012 01:30:00 | 1.05589 | 0.13 | 07.03.2012 02:35:00 | 1.05243 | \$ 4581.1 |
| 1024 | Sell | 06.03.2012 22:55:00 | 1.05555 | 0.13 | 07.03.2012 02:35:00 | 1.05242 | \$ 4104.06 |
| 1023 | Sell | 06.03.2012 22:50:00 | 1.05519 | 0.13 | 07.03.2012 02:35:00 | 1.05255 | \$ 3432.55 |
| 929 | Sell | 07.03.2012 02:30:00 | 1.31224 | 0.69 | 07.03.2012 06:00:00 | 1.31363 | \$ -10111.12 |
| 953 | Sell | 06.03.2012 23:00:00 | 1.57205 | 0.74 | 07.03.2012 06:05:00 | 1.57259 | \$ -4458.32 |
| 1028 | Buy | 08.03.2012 02:00:00 | 1.05659 | 0.13 | 08.03.2012 04:40:00 | 1.05655 | \$ -215.36 |
| 890 | Buy | 09.03.2012 00:40:00 | 108.226 | 0.8 | 09.03.2012 01:55:00 | 108.309 | \$ 5774.27 |
| 932 | Sell | 12.03.2012 01:15:00 | 1.31224 | 0.66 | 12.03.2012 03:25:00 | 1.31051 | \$ 12037.2 |
| 931 | Sell | 12.03.2012 01:10:00 | 1.31195 | 0.67 | 12.03.2012 03:25:00 | 1.31051 | \$ 10171.21 |
| 930 | Sell | 12.03.2012 01:05:00 | 1.31185 | 0.67 | 12.03.2012 03:25:00 | 1.31064 | \$ 8546.64 |
| 377 | Buy | 12.03.2012 01:30:00 | 82.41 | 0.32 | 12.03.2012 07:20:00 | 82.35 | \$ -2315.22 |
| 954 | Sell | 12.03.2012 23:30:00 | 1.56441 | 0.73 | 13.03.2012 00:45:00 | 1.5633 | \$ 8300.13 |
| 1032 | Sell | 12.03.2012 23:30:00 | 1.05152 | 0.13 | 13.03.2012 03:40:00 | 1.05123 | \$ 212.06 |
| 1031 | Sell | 12.03.2012 22:20:00 | 1.05039 | 0.13 | 13.03.2012 03:40:00 | 1.05115 | \$ -1226.88 |
| 1030 | Sell | 12.03.2012 22:15:00 | 1.05022 | 0.13 | 13.03.2012 03:40:00 | 1.05113 | \$ -1432.45 |
| 1029 | Sell | 12.03.2012 22:05:00 | 1.05008 | 0.13 | 13.03.2012 03:40:00 | 1.0512 | \$ -1720.24 |
| 1033 | Buy | 13.03.2012 21:30:00 | 1.05061 | 0.13 | 13.03.2012 22:28:00 | 1.05101 | \$ 387.43 |
| 1034 | Buy | 13.03.2012 21:35:00 | 1.04992 | 0.13 | 13.03.2012 22:28:00 | 1.05098 | \$ 1291.61 |
| 1035 | Buy | 13.03.2012 21:50:00 | 1.04948 | 0.13 | 13.03.2012 22:28:00 | 1.05087 | \$ 1743.69 |
| 1036 | Buy | 13.03.2012 21:55:00 | 1.04895 | 0.13 | 13.03.2012 22:28:00 | 1.05093 | \$ 2551.97 |
| 958 | Buy | 13.03.2012 22:35:00 | 1.56806 | 0.72 | 14.03.2012 01:55:00 | 1.5711 | \$ 22757.22 |
| 957 | Buy | 13.03.2012 22:30:00 | 1.5683 | 0.73 | 14.03.2012 01:55:00 | 1.57117 | \$ 21765.59 |
| 956 | Buy | 13.03.2012 22:15:00 | 1.56847 | 0.73 | 14.03.2012 01:55:00 | 1.57118 | \$ 20534.8 |
| 955 | Buy | 13.03.2012 22:00:00 | 1.56879 | 0.74 | 14.03.2012 01:55:00 | 1.57113 | \$ 17930.95 |
| 1040 | Sell | 13.03.2012 23:50:00 | 1.05429 | 0.13 | 14.03.2012 02:50:00 | 1.05357 | \$ 801.35 |
| 1039 | Sell | 13.03.2012 23:25:00 | 1.05392 | 0.13 | 14.03.2012 02:50:00 | 1.05358 | \$ 280.58 |
| 1038 | Sell | 13.03.2012 23:20:00 | 1.05358 | 0.13 | 14.03.2012 02:50:00 | 1.05342 | \$ 33.91 |
| 1037 | Sell | 13.03.2012 23:00:00 | 1.05309 | 0.13 | 14.03.2012 02:50:00 | 1.05351 | \$ -760.94 |
| 891 | Buy | 14.03.2012 21:25:00 | 108.876 | 0.8 | 14.03.2012 22:25:00 | 109.097 | \$ 16808.96 |
| 1042 | Sell | 14.03.2012 23:20:00 | 1.04532 | 0.13 | 15.03.2012 01:50:00 | 1.04451 | \$ 875.09 |
| 1041 | Sell | 14.03.2012 23:00:00 | 1.04497 | 0.13 | 15.03.2012 01:50:00 | 1.04451 | \$ 395.44 |
| 893 | Sell | 16.03.2012 00:00:00 | 109.299 | 0.79 | 16.03.2012 00:26:00 | 109.276 | \$ 953.47 |
| 936 | Buy | 16.03.2012 02:00:00 | 1.30713 | 0.65 | 16.03.2012 02:40:00 | 1.30893 | \$ 12328.88 |
| 935 | Buy | 16.03.2012 00:05:00 | 1.30786 | 0.66 | 16.03.2012 02:40:00 | 1.30896 | \$ 7650.22 |
| 934 | Buy | 16.03.2012 00:00:00 | 1.30794 | 0.67 | 16.03.2012 02:40:00 | 1.30889 | \$ 6707.12 |
| 933 | Buy | 15.03.2012 23:00:00 | 1.30833 | 0.68 | 16.03.2012 02:40:00 | 1.30891 | \$ 3756.17 |

| | | | | | | | |
|------|------|---------------------|---------|------|---------------------|---------|-------------|
| 892 | Sell | 15.03.2012 21:25:00 | 109.194 | 0.8 | 16.03.2012 02:50:00 | 109.264 | \$ -6651.9 |
| 381 | Sell | 15.03.2012 23:40:00 | 83.53 | 0.31 | 16.03.2012 02:55:00 | 83.528 | \$ -449.52 |
| 380 | Sell | 15.03.2012 23:35:00 | 83.502 | 0.31 | 16.03.2012 02:55:00 | 83.533 | \$ -1472.52 |
| 379 | Sell | 15.03.2012 23:25:00 | 83.494 | 0.32 | 16.03.2012 02:55:00 | 83.53 | \$ -1680.02 |
| 378 | Sell | 15.03.2012 23:00:00 | 83.484 | 0.32 | 16.03.2012 02:55:00 | 83.526 | \$ -1872.02 |
| 1046 | Buy | 15.03.2012 23:35:00 | 1.05261 | 0.13 | 16.03.2012 05:00:00 | 1.0529 | \$ 207.82 |
| 1045 | Buy | 15.03.2012 23:30:00 | 1.05272 | 0.13 | 16.03.2012 05:00:00 | 1.05287 | \$ 16.02 |
| 1044 | Buy | 15.03.2012 23:25:00 | 1.05305 | 0.13 | 16.03.2012 05:00:00 | 1.05287 | \$ -436.07 |
| 1043 | Buy | 15.03.2012 23:00:00 | 1.05322 | 0.13 | 16.03.2012 05:00:00 | 1.05293 | \$ -586.76 |
| 959 | Buy | 16.03.2012 02:00:00 | 1.57024 | 0.76 | 16.03.2012 05:15:00 | 1.5715 | \$ 10090.71 |
| 571 | Sell | 16.03.2012 02:00:00 | 0.92349 | 0.5 | 16.03.2012 05:40:00 | 0.92204 | \$ 8346.55 |
| 570 | Sell | 15.03.2012 23:35:00 | 0.92298 | 0.51 | 16.03.2012 05:40:00 | 0.92213 | \$ 4699.54 |
| 569 | Sell | 15.03.2012 23:25:00 | 0.92282 | 0.51 | 16.03.2012 05:40:00 | 0.92208 | \$ 4053.31 |
| 568 | Sell | 15.03.2012 23:00:00 | 0.9224 | 0.52 | 16.03.2012 05:40:00 | 0.92204 | \$ 1856.54 |
| 382 | Sell | 19.03.2012 02:30:00 | 83.553 | 0.32 | 19.03.2012 03:31:00 | 83.516 | \$ 788.78 |
| 894 | Buy | 19.03.2012 23:00:00 | 110.298 | 0.79 | 20.03.2012 03:25:00 | 110.4 | \$ 6828.84 |
| 938 | Buy | 20.03.2012 02:15:00 | 1.32324 | 0.67 | 20.03.2012 03:50:00 | 1.32399 | \$ 5295.09 |
| 937 | Buy | 20.03.2012 02:10:00 | 1.32336 | 0.68 | 20.03.2012 03:50:00 | 1.3239 | \$ 3869.37 |
| 764 | Buy | 20.03.2012 21:45:00 | 0.9909 | 0.22 | 20.03.2012 22:50:00 | 0.99185 | \$ 1397.57 |
| 1047 | Sell | 21.03.2012 01:30:00 | 1.0487 | 0.13 | 21.03.2012 02:35:00 | 1.04699 | \$ 2182.86 |
| 1051 | Sell | 21.03.2012 23:30:00 | 1.04569 | 0.13 | 22.03.2012 00:45:00 | 1.04324 | \$ 3122.59 |
| 1050 | Sell | 21.03.2012 22:50:00 | 1.04563 | 0.13 | 22.03.2012 00:45:00 | 1.04317 | \$ 3136.29 |
| 1049 | Sell | 21.03.2012 22:35:00 | 1.04537 | 0.13 | 22.03.2012 00:45:00 | 1.04315 | \$ 2807.38 |
| 1048 | Sell | 21.03.2012 21:30:00 | 1.0452 | 0.13 | 22.03.2012 00:45:00 | 1.0432 | \$ 2505.89 |
| 963 | Sell | 21.03.2012 23:35:00 | 1.58729 | 0.74 | 22.03.2012 00:50:00 | 1.58614 | \$ 8234.65 |
| 962 | Sell | 21.03.2012 23:30:00 | 1.58695 | 0.75 | 22.03.2012 00:50:00 | 1.58623 | \$ 4946.03 |
| 961 | Sell | 21.03.2012 21:40:00 | 1.58616 | 0.75 | 22.03.2012 00:50:00 | 1.58617 | \$ -825.87 |
| 960 | Sell | 21.03.2012 21:35:00 | 1.58608 | 0.76 | 22.03.2012 00:50:00 | 1.58628 | \$ -2359.2 |
| 385 | Buy | 21.03.2012 23:30:00 | 83.327 | 0.31 | 22.03.2012 01:20:00 | 83.413 | \$ 2120.38 |
| 384 | Buy | 21.03.2012 21:30:00 | 83.408 | 0.32 | 22.03.2012 01:20:00 | 83.41 | \$ -499.22 |
| 383 | Buy | 21.03.2012 21:25:00 | 83.444 | 0.32 | 22.03.2012 01:20:00 | 83.423 | \$ -1235.22 |
| 895 | Buy | 21.03.2012 21:30:00 | 110.172 | 0.79 | 22.03.2012 01:20:00 | 110.243 | \$ 3665.09 |
| 896 | Sell | 22.03.2012 01:30:00 | 110.276 | 0.79 | 22.03.2012 02:55:00 | 109.949 | \$ 24961.84 |
| 940 | Sell | 21.03.2012 23:45:00 | 1.32178 | 0.68 | 22.03.2012 05:40:00 | 1.32182 | \$ -454.41 |
| 939 | Sell | 21.03.2012 23:30:00 | 1.32165 | 0.68 | 22.03.2012 05:40:00 | 1.32178 | \$ -1099.6 |
| 964 | Sell | 22.03.2012 22:00:00 | 1.58174 | 0.76 | 23.03.2012 01:05:00 | 1.58111 | \$ 4795.4 |
| 387 | Sell | 23.03.2012 01:30:00 | 82.628 | 0.32 | 23.03.2012 02:25:00 | 82.552 | \$ 2036.78 |
| 386 | Sell | 22.03.2012 22:00:00 | 82.587 | 0.32 | 23.03.2012 02:25:00 | 82.553 | \$ 559.98 |
| 900 | Sell | 22.03.2012 22:40:00 | 108.881 | 0.79 | 23.03.2012 02:35:00 | 108.915 | \$ -3722.31 |
| 899 | Sell | 22.03.2012 22:00:00 | 108.856 | 0.8 | 23.03.2012 02:35:00 | 108.905 | \$ -4969.35 |
| 898 | Sell | 22.03.2012 21:45:00 | 108.85 | 0.81 | 23.03.2012 02:35:00 | 108.92 | \$ -6732.31 |
| 897 | Sell | 22.03.2012 21:40:00 | 108.823 | 0.81 | 23.03.2012 02:35:00 | 108.915 | \$ -8514.19 |
| 765 | Buy | 22.03.2012 23:30:00 | 0.99913 | 0.22 | 23.03.2012 05:00:00 | 0.9996 | \$ 492.29 |
| 941 | Sell | 23.03.2012 00:00:00 | 1.32009 | 0.69 | 23.03.2012 08:40:00 | 1.31955 | \$ 3928.06 |
| 1052 | Sell | 22.03.2012 23:30:00 | 1.03922 | 0.13 | 23.03.2012 08:40:00 | 1.03824 | \$ 1157.65 |
| 902 | Sell | 26.03.2012 01:35:00 | 109.659 | 0.79 | 26.03.2012 02:27:00 | 109.62 | \$ 2214.73 |
| 903 | Sell | 26.03.2012 01:40:00 | 109.688 | 0.78 | 26.03.2012 02:27:00 | 109.612 | \$ 5072.44 |
| 901 | Sell | 26.03.2012 01:30:00 | 109.589 | 0.8 | 26.03.2012 06:15:00 | 109.649 | \$ -5676.7 |
| 965 | Buy | 27.03.2012 02:00:00 | 1.5959 | 0.76 | 27.03.2012 03:35:00 | 1.5962 | \$ 2402.55 |
| 1053 | Buy | 27.03.2012 02:00:00 | 1.05215 | 0.13 | 27.03.2012 07:40:00 | 1.05198 | \$ -393.46 |
| 943 | Sell | 28.03.2012 22:05:00 | 1.3327 | 0.68 | 28.03.2012 23:50:00 | 1.33159 | \$ 7957.33 |
| 942 | Sell | 28.03.2012 22:00:00 | 1.33216 | 0.68 | 28.03.2012 23:50:00 | 1.33161 | \$ 3942.82 |
| 907 | Sell | 29.03.2012 00:00:00 | 110.371 | 0.77 | 29.03.2012 03:35:00 | 110.337 | \$ 1768.07 |
| 906 | Sell | 28.03.2012 22:45:00 | 110.365 | 0.78 | 29.03.2012 03:35:00 | 110.334 | \$ 1035.36 |
| 905 | Sell | 28.03.2012 22:40:00 | 110.308 | 0.79 | 29.03.2012 03:35:00 | 110.338 | \$ -3770.04 |
| 904 | Sell | 28.03.2012 22:30:00 | 110.3 | 0.8 | 29.03.2012 03:35:00 | 110.335 | \$ -4217.62 |
| 1057 | Sell | 28.03.2012 22:50:00 | 1.03936 | 0.13 | 29.03.2012 03:40:00 | 1.03784 | \$ 1848.09 |
| 1056 | Sell | 28.03.2012 22:45:00 | 1.0391 | 0.13 | 29.03.2012 03:40:00 | 1.03776 | \$ 1601.41 |
| 1055 | Sell | 28.03.2012 22:05:00 | 1.03887 | 0.13 | 29.03.2012 03:40:00 | 1.03793 | \$ 1053.24 |
| 1054 | Sell | 28.03.2012 22:00:00 | 1.03811 | 0.13 | 29.03.2012 03:40:00 | 1.03776 | \$ 244.69 |

| | | | | | | | |
|------|------|---------------------|---------|------|---------------------|---------|--------------|
| 969 | Sell | 28.03.2012 21:55:00 | 1.58892 | 0.75 | 29.03.2012 04:45:00 | 1.58907 | \$ -1932.82 |
| 968 | Sell | 28.03.2012 21:50:00 | 1.5886 | 0.75 | 29.03.2012 04:45:00 | 1.58892 | \$ -3276.96 |
| 967 | Sell | 28.03.2012 21:35:00 | 1.58849 | 0.76 | 29.03.2012 04:45:00 | 1.58897 | \$ -4602.6 |
| 966 | Sell | 28.03.2012 21:30:00 | 1.58823 | 0.76 | 29.03.2012 04:45:00 | 1.58894 | \$ -6445.39 |
| 911 | Sell | 29.03.2012 22:20:00 | 109.597 | 0.77 | 30.03.2012 00:30:00 | 109.539 | \$ 3450.43 |
| 910 | Sell | 29.03.2012 22:15:00 | 109.555 | 0.78 | 30.03.2012 00:30:00 | 109.524 | \$ 1389.52 |
| 909 | Sell | 29.03.2012 22:10:00 | 109.475 | 0.79 | 30.03.2012 00:30:00 | 109.526 | \$ -5070.08 |
| 908 | Sell | 29.03.2012 21:30:00 | 109.457 | 0.8 | 30.03.2012 00:30:00 | 109.526 | \$ -6574.13 |
| 1061 | Sell | 29.03.2012 22:45:00 | 1.0376 | 0.13 | 30.03.2012 00:30:00 | 1.03732 | \$ 198.36 |
| 1060 | Sell | 29.03.2012 22:20:00 | 1.03715 | 0.13 | 30.03.2012 00:30:00 | 1.03732 | \$ -418.33 |
| 1059 | Sell | 29.03.2012 22:15:00 | 1.0368 | 0.13 | 30.03.2012 00:30:00 | 1.03728 | \$ -843.16 |
| 1058 | Sell | 29.03.2012 21:30:00 | 1.03603 | 0.13 | 30.03.2012 00:30:00 | 1.03742 | \$ -2090.24 |
| 767 | Buy | 29.03.2012 23:30:00 | 0.99636 | 0.22 | 30.03.2012 01:05:00 | 0.99704 | \$ 861.3 |
| 766 | Buy | 29.03.2012 23:00:00 | 0.99672 | 0.22 | 30.03.2012 01:05:00 | 0.99704 | \$ 228.73 |
| 944 | Sell | 29.03.2012 21:30:00 | 1.32869 | 0.69 | 30.03.2012 07:30:00 | 1.33502 | \$ -46102.31 |
| 945 | Sell | 29.03.2012 22:10:00 | 1.32913 | 0.69 | 30.03.2012 08:10:00 | 1.33545 | \$ -46029.57 |
| 946 | Sell | 29.03.2012 22:20:00 | 1.32936 | 0.68 | 30.03.2012 08:25:00 | 1.33607 | \$ -48158.3 |
| 947 | Sell | 29.03.2012 22:55:00 | 1.32959 | 0.67 | 30.03.2012 08:55:00 | 1.33472 | \$ -36290.01 |
| 1064 | Sell | 02.04.2012 00:45:00 | 1.04448 | 0.13 | 02.04.2012 02:15:00 | 1.04358 | \$ 1072.82 |
| 1063 | Sell | 02.04.2012 00:35:00 | 1.04418 | 0.13 | 02.04.2012 02:15:00 | 1.04363 | \$ 593.17 |
| 1062 | Sell | 02.04.2012 00:30:00 | 1.0437 | 0.13 | 02.04.2012 02:15:00 | 1.04365 | \$ -92.04 |
| 769 | Buy | 02.04.2012 01:15:00 | 0.99514 | 0.22 | 02.04.2012 02:25:00 | 0.99574 | \$ 782.57 |
| 768 | Buy | 02.04.2012 00:30:00 | 0.99542 | 0.22 | 02.04.2012 02:25:00 | 0.99569 | \$ 202.72 |
| 951 | Sell | 02.04.2012 01:50:00 | 1.33751 | 0.61 | 02.04.2012 03:00:00 | 1.33557 | \$ 12475.76 |
| 950 | Sell | 02.04.2012 01:40:00 | 1.33723 | 0.62 | 02.04.2012 03:00:00 | 1.33562 | \$ 10523.32 |
| 949 | Sell | 02.04.2012 01:30:00 | 1.33702 | 0.62 | 02.04.2012 03:00:00 | 1.33555 | \$ 9608.26 |
| 948 | Sell | 02.04.2012 00:30:00 | 1.33617 | 0.63 | 02.04.2012 03:00:00 | 1.33558 | \$ 3918.57 |
| 388 | Buy | 02.04.2012 01:30:00 | 82.824 | 0.32 | 02.04.2012 03:10:00 | 82.912 | \$ 2420.78 |
| 912 | Sell | 02.04.2012 22:05:00 | 109.576 | 0.8 | 02.04.2012 22:40:00 | 109.379 | \$ 14883.31 |
| 1067 | Buy | 03.04.2012 01:00:00 | 1.04084 | 0.13 | 03.04.2012 02:10:00 | 1.04211 | \$ 1579.3 |
| 1066 | Buy | 03.04.2012 00:05:00 | 1.04169 | 0.13 | 03.04.2012 02:10:00 | 1.04216 | \$ 483.33 |
| 1065 | Buy | 03.04.2012 00:00:00 | 1.04195 | 0.13 | 03.04.2012 02:10:00 | 1.04227 | \$ 277.83 |
| 916 | Sell | 03.04.2012 02:10:00 | 109.502 | 0.78 | 03.04.2012 02:55:00 | 109.199 | \$ 22779.92 |
| 915 | Sell | 03.04.2012 02:05:00 | 109.454 | 0.79 | 03.04.2012 02:55:00 | 109.183 | \$ 20544.26 |
| 914 | Sell | 03.04.2012 02:00:00 | 109.431 | 0.8 | 03.04.2012 02:55:00 | 109.183 | \$ 18964.54 |
| 913 | Sell | 03.04.2012 01:30:00 | 109.416 | 0.8 | 03.04.2012 02:55:00 | 109.184 | \$ 17684.67 |
| 226 | Buy | 03.04.2012 22:00:00 | 0.83134 | 0.22 | 04.04.2012 00:45:00 | 0.8317 | \$ 689.56 |
| 225 | Buy | 03.04.2012 21:30:00 | 0.83194 | 0.22 | 04.04.2012 00:45:00 | 0.83172 | \$ -1047.32 |
| 917 | Buy | 04.04.2012 02:00:00 | 109.434 | 0.83 | 04.04.2012 03:01:00 | 109.508 | \$ 5233.64 |
| 572 | Sell | 03.04.2012 21:30:00 | 0.90933 | 0.53 | 04.04.2012 07:30:00 | 0.91216 | \$ -17583.55 |
| 573 | Sell | 03.04.2012 21:40:00 | 0.90962 | 0.52 | 04.04.2012 07:40:00 | 0.91211 | \$ -15215.16 |
| 574 | Sell | 03.04.2012 21:45:00 | 0.91021 | 0.52 | 04.04.2012 07:50:00 | 0.91218 | \$ -12100.33 |
| 953 | Sell | 04.04.2012 21:45:00 | 1.31466 | 0.65 | 05.04.2012 00:30:00 | 1.31381 | \$ 5664.35 |
| 952 | Sell | 04.04.2012 21:40:00 | 1.31445 | 0.65 | 05.04.2012 00:30:00 | 1.31382 | \$ 4156.8 |
| 1068 | Sell | 05.04.2012 00:00:00 | 1.02693 | 0.14 | 05.04.2012 04:10:00 | 1.02697 | \$ -231.94 |
| 919 | Sell | 05.04.2012 22:40:00 | 107.676 | 0.84 | 06.04.2012 00:10:00 | 107.514 | \$ 12516.09 |
| 918 | Sell | 05.04.2012 22:30:00 | 107.673 | 0.84 | 06.04.2012 00:10:00 | 107.528 | \$ 11088.28 |
| 389 | Sell | 09.04.2012 00:01:00 | 81.478 | 0.33 | 09.04.2012 00:05:00 | 81.471 | \$ -176.57 |
| 954 | Buy | 09.04.2012 02:00:00 | 1.30681 | 0.67 | 09.04.2012 03:11:00 | 1.30752 | \$ 5012.69 |
| 575 | Sell | 09.04.2012 02:00:00 | 0.91938 | 0.53 | 09.04.2012 03:16:00 | 0.91902 | \$ 2192.59 |
| 970 | Buy | 09.04.2012 02:00:00 | 1.58552 | 0.76 | 09.04.2012 03:18:00 | 1.58657 | \$ 8408.93 |
| 971 | Buy | 09.04.2012 02:05:00 | 1.58529 | 0.75 | 09.04.2012 03:18:00 | 1.58666 | \$ 10827.28 |
| 771 | Buy | 09.04.2012 02:10:00 | 0.99462 | 0.22 | 09.04.2012 04:00:00 | 0.99777 | \$ 5263.28 |
| 770 | Buy | 09.04.2012 02:00:00 | 0.99514 | 0.22 | 09.04.2012 04:00:00 | 0.99772 | \$ 4261.71 |
| 955 | Buy | 10.04.2012 00:30:00 | 1.31 | 0.67 | 10.04.2012 01:40:00 | 1.31118 | \$ 8330.95 |
| 920 | Buy | 10.04.2012 00:00:00 | 106.791 | 0.86 | 10.04.2012 01:45:00 | 106.973 | \$ 14733.64 |
| 1070 | Buy | 10.04.2012 01:30:00 | 1.02972 | 0.14 | 10.04.2012 02:25:00 | 1.03135 | \$ 2231.91 |
| 1069 | Buy | 10.04.2012 00:30:00 | 1.03028 | 0.14 | 10.04.2012 02:25:00 | 1.03151 | \$ 1641.77 |
| 973 | Sell | 10.04.2012 22:35:00 | 1.58755 | 0.76 | 11.04.2012 00:00:00 | 1.5861 | \$ 11365.36 |
| 972 | Sell | 10.04.2012 22:30:00 | 1.58712 | 0.77 | 11.04.2012 00:00:00 | 1.58613 | \$ 7780.83 |

| | | | | | | | |
|------|------|---------------------|---------|------|---------------------|---------|-------------|
| 921 | Sell | 11.04.2012 02:30:00 | 105.64 | 0.87 | 11.04.2012 03:05:00 | 105.565 | \$ 5605.93 |
| 390 | Sell | 11.04.2012 02:30:00 | 80.796 | 0.33 | 11.04.2012 04:00:00 | 80.675 | \$ 3585.43 |
| 227 | Buy | 10.04.2012 22:30:00 | 0.82375 | 0.23 | 11.04.2012 05:25:00 | 0.82448 | \$ 1879.28 |
| 956 | Buy | 11.04.2012 21:30:00 | 1.30975 | 0.68 | 11.04.2012 23:00:00 | 1.3105 | \$ 5374.12 |
| 1072 | Buy | 11.04.2012 22:15:00 | 1.02959 | 0.14 | 12.04.2012 00:10:00 | 1.03001 | \$ 353.34 |
| 1071 | Buy | 11.04.2012 22:00:00 | 1.02966 | 0.14 | 12.04.2012 00:10:00 | 1.03003 | \$ 279.58 |
| 577 | Sell | 11.04.2012 22:30:00 | 0.91796 | 0.52 | 12.04.2012 01:40:00 | 0.91725 | \$ 3363.73 |
| 576 | Sell | 11.04.2012 21:30:00 | 0.91738 | 0.53 | 12.04.2012 01:40:00 | 0.91717 | \$ 375.78 |
| 925 | Buy | 11.04.2012 22:00:00 | 105.994 | 0.85 | 12.04.2012 01:40:00 | 106.098 | \$ 6783.98 |
| 924 | Buy | 11.04.2012 21:55:00 | 106.004 | 0.86 | 12.04.2012 01:40:00 | 106.11 | \$ 7035.73 |
| 923 | Buy | 11.04.2012 21:35:00 | 106.016 | 0.86 | 12.04.2012 01:40:00 | 106.102 | \$ 5315.63 |
| 922 | Buy | 11.04.2012 21:30:00 | 106.03 | 0.87 | 12.04.2012 01:40:00 | 106.11 | \$ 4855.22 |
| 974 | Sell | 16.04.2012 21:25:00 | 1.59042 | 0.77 | 16.04.2012 22:40:00 | 1.58966 | \$ 6169.35 |
| 928 | Sell | 16.04.2012 21:40:00 | 105.757 | 0.87 | 16.04.2012 23:25:00 | 105.613 | \$ 11607.96 |
| 927 | Sell | 16.04.2012 21:35:00 | 105.714 | 0.87 | 16.04.2012 23:25:00 | 105.607 | \$ 8389.19 |
| 926 | Sell | 16.04.2012 21:25:00 | 105.679 | 0.88 | 16.04.2012 23:25:00 | 105.613 | \$ 4877.93 |
| 578 | Buy | 16.04.2012 21:25:00 | 0.91498 | 0.53 | 17.04.2012 00:35:00 | 0.91506 | \$ 475.73 |
| 228 | Sell | 16.04.2012 21:25:00 | 0.82595 | 0.23 | 17.04.2012 01:45:00 | 0.82602 | \$ -537.87 |
| 957 | Sell | 16.04.2012 21:25:00 | 1.31362 | 0.68 | 17.04.2012 02:20:00 | 1.31315 | \$ 3313.43 |
| 773 | Buy | 16.04.2012 22:00:00 | 0.99939 | 0.23 | 17.04.2012 05:10:00 | 1.00032 | \$ 1359.7 |
| 772 | Buy | 16.04.2012 21:25:00 | 1.00017 | 0.23 | 17.04.2012 05:10:00 | 1.00043 | \$ 128.9 |
| 777 | Sell | 17.04.2012 21:50:00 | 0.98941 | 0.22 | 18.04.2012 01:35:00 | 0.98983 | \$ -1075.48 |
| 776 | Sell | 17.04.2012 21:45:00 | 0.98901 | 0.22 | 18.04.2012 01:35:00 | 0.98975 | \$ -1638.07 |
| 775 | Sell | 17.04.2012 21:30:00 | 0.98886 | 0.23 | 18.04.2012 01:35:00 | 0.98971 | \$ -1914.7 |
| 774 | Sell | 17.04.2012 21:25:00 | 0.98861 | 0.23 | 18.04.2012 01:35:00 | 0.98972 | \$ -2392.58 |
| 976 | Buy | 18.04.2012 00:10:00 | 1.59216 | 0.77 | 18.04.2012 01:35:00 | 1.59303 | \$ 7059.07 |
| 975 | Buy | 18.04.2012 00:00:00 | 1.5924 | 0.77 | 18.04.2012 01:35:00 | 1.59314 | \$ 6004.27 |
| 1075 | Buy | 18.04.2012 00:00:00 | 1.03892 | 0.14 | 18.04.2012 01:35:00 | 1.04039 | \$ 1995.86 |
| 1074 | Buy | 17.04.2012 23:10:00 | 1.03913 | 0.14 | 18.04.2012 01:35:00 | 1.0404 | \$ 1669.65 |
| 1073 | Buy | 17.04.2012 23:00:00 | 1.03951 | 0.14 | 18.04.2012 01:35:00 | 1.04037 | \$ 1064.76 |
| 977 | Buy | 19.04.2012 00:30:00 | 1.60155 | 0.77 | 19.04.2012 02:00:00 | 1.60219 | \$ 5192.88 |
| 229 | Buy | 23.04.2012 00:30:00 | 0.81774 | 0.22 | 23.04.2012 01:55:00 | 0.81877 | \$ 2812.75 |
| 580 | Sell | 23.04.2012 01:00:00 | 0.91068 | 0.52 | 23.04.2012 01:55:00 | 0.91011 | \$ 3409.15 |
| 579 | Sell | 23.04.2012 00:30:00 | 0.91047 | 0.53 | 23.04.2012 01:55:00 | 0.90998 | \$ 2986.28 |
| 958 | Buy | 23.04.2012 00:30:00 | 1.31908 | 0.67 | 23.04.2012 01:55:00 | 1.32025 | \$ 8260.34 |
| 929 | Buy | 23.04.2012 00:35:00 | 107.586 | 0.87 | 23.04.2012 02:26:00 | 107.7 | \$ 8981.98 |
| 979 | Sell | 23.04.2012 21:35:00 | 1.61254 | 0.77 | 24.04.2012 00:25:00 | 1.61245 | \$ 475.01 |
| 978 | Sell | 23.04.2012 21:30:00 | 1.61237 | 0.78 | 24.04.2012 00:25:00 | 1.61235 | \$ -94.43 |
| 1079 | Sell | 23.04.2012 23:00:00 | 1.03154 | 0.14 | 24.04.2012 00:35:00 | 1.03077 | \$ 936.78 |
| 1078 | Sell | 23.04.2012 21:40:00 | 1.03135 | 0.14 | 24.04.2012 00:35:00 | 1.03079 | \$ 626.86 |
| 1077 | Sell | 23.04.2012 21:35:00 | 1.03107 | 0.14 | 24.04.2012 00:35:00 | 1.03092 | \$ 21.77 |
| 1076 | Sell | 23.04.2012 21:30:00 | 1.03091 | 0.14 | 24.04.2012 00:35:00 | 1.03077 | \$ 7.0 |
| 933 | Sell | 23.04.2012 23:05:00 | 106.796 | 0.86 | 24.04.2012 01:40:00 | 106.738 | \$ 3877.82 |
| 932 | Sell | 23.04.2012 22:55:00 | 106.744 | 0.87 | 24.04.2012 01:40:00 | 106.73 | \$ 95.32 |
| 931 | Sell | 23.04.2012 22:40:00 | 106.72 | 0.88 | 24.04.2012 01:40:00 | 106.747 | \$ -3511.39 |
| 930 | Sell | 23.04.2012 21:35:00 | 106.688 | 0.88 | 24.04.2012 01:40:00 | 106.739 | \$ -5623.03 |
| 781 | Buy | 23.04.2012 22:10:00 | 0.99185 | 0.22 | 24.04.2012 02:55:00 | 0.99107 | \$ -1704.13 |
| 780 | Buy | 23.04.2012 21:50:00 | 0.99205 | 0.22 | 24.04.2012 02:55:00 | 0.99117 | \$ -1879.85 |
| 779 | Buy | 23.04.2012 21:35:00 | 0.99243 | 0.22 | 24.04.2012 02:55:00 | 0.99099 | \$ -2863.84 |
| 778 | Buy | 23.04.2012 21:30:00 | 0.99279 | 0.22 | 24.04.2012 02:55:00 | 0.99116 | \$ -3197.7 |
| 961 | Sell | 23.04.2012 23:35:00 | 1.3159 | 0.66 | 24.04.2012 03:00:00 | 1.31494 | \$ 6625.37 |
| 960 | Sell | 23.04.2012 23:10:00 | 1.31566 | 0.67 | 24.04.2012 03:00:00 | 1.31481 | \$ 5948.77 |
| 959 | Sell | 23.04.2012 23:05:00 | 1.3155 | 0.68 | 24.04.2012 03:00:00 | 1.31495 | \$ 3886.93 |
| 963 | Buy | 24.04.2012 22:35:00 | 1.3182 | 0.67 | 24.04.2012 23:40:00 | 1.31918 | \$ 6918.92 |
| 962 | Buy | 24.04.2012 22:30:00 | 1.31845 | 0.68 | 24.04.2012 23:40:00 | 1.31933 | \$ 6305.64 |
| 1082 | Sell | 25.04.2012 00:35:00 | 1.03258 | 0.14 | 25.04.2012 03:50:00 | 1.03208 | \$ 565.01 |
| 1081 | Sell | 25.04.2012 00:10:00 | 1.03189 | 0.14 | 25.04.2012 03:50:00 | 1.03214 | \$ -541.87 |
| 1080 | Sell | 25.04.2012 00:00:00 | 1.03131 | 0.14 | 25.04.2012 03:50:00 | 1.03215 | \$ -1412.61 |
| 982 | Sell | 25.04.2012 22:00:00 | 1.61786 | 0.76 | 26.04.2012 02:39:00 | 1.61717 | \$ 4771.61 |
| 981 | Sell | 25.04.2012 21:55:00 | 1.61697 | 0.77 | 26.04.2012 04:05:00 | 1.61606 | \$ 6620.27 |

| | | | | | | | |
|------|------|---------------------|---------|------|---------------------|---------|--------------|
| 980 | Sell | 25.04.2012 21:30:00 | 1.61686 | 0.78 | 26.04.2012 04:05:00 | 1.616 | \$ 6295.1 |
| 936 | Sell | 26.04.2012 22:30:00 | 107.251 | 0.86 | 27.04.2012 00:00:00 | 107.061 | \$ 15225.89 |
| 935 | Sell | 26.04.2012 22:20:00 | 107.227 | 0.87 | 27.04.2012 00:00:00 | 107.06 | \$ 13402.03 |
| 934 | Sell | 26.04.2012 21:25:00 | 107.189 | 0.88 | 27.04.2012 00:00:00 | 107.055 | \$ 10652.39 |
| 984 | Buy | 27.04.2012 00:35:00 | 1.61707 | 0.77 | 27.04.2012 00:43:00 | 1.61726 | \$ 1541.63 |
| 584 | Sell | 27.04.2012 01:55:00 | 0.91165 | 0.52 | 27.04.2012 03:05:00 | 0.91052 | \$ 6763.59 |
| 583 | Sell | 27.04.2012 01:30:00 | 0.91114 | 0.52 | 27.04.2012 03:05:00 | 0.9106 | \$ 3229.44 |
| 582 | Sell | 27.04.2012 01:15:00 | 0.91082 | 0.53 | 27.04.2012 03:05:00 | 0.9106 | \$ 1337.86 |
| 581 | Sell | 27.04.2012 01:00:00 | 0.91069 | 0.53 | 27.04.2012 03:05:00 | 0.91058 | \$ 666.28 |
| 967 | Buy | 27.04.2012 00:35:00 | 1.32033 | 0.66 | 27.04.2012 03:05:00 | 1.31964 | \$ -4798.78 |
| 966 | Buy | 27.04.2012 00:15:00 | 1.32064 | 0.67 | 27.04.2012 03:05:00 | 1.31959 | \$ -7413.13 |
| 965 | Buy | 27.04.2012 00:10:00 | 1.32121 | 0.68 | 27.04.2012 03:05:00 | 1.31954 | \$ -11966.39 |
| 964 | Buy | 27.04.2012 00:00:00 | 1.32205 | 0.69 | 27.04.2012 03:05:00 | 1.31954 | \$ -18249.89 |
| 1086 | Buy | 27.04.2012 00:45:00 | 1.03709 | 0.14 | 27.04.2012 03:05:00 | 1.03719 | \$ -25.38 |
| 1085 | Buy | 27.04.2012 00:40:00 | 1.03721 | 0.14 | 27.04.2012 03:05:00 | 1.03723 | \$ -143.4 |
| 1084 | Buy | 27.04.2012 00:35:00 | 1.03731 | 0.14 | 27.04.2012 03:05:00 | 1.03724 | \$ -276.18 |
| 1083 | Buy | 27.04.2012 00:30:00 | 1.03769 | 0.14 | 27.04.2012 03:05:00 | 1.03713 | \$ -999.11 |
| 983 | Buy | 27.04.2012 00:30:00 | 1.6173 | 0.78 | 27.04.2012 03:45:00 | 1.61818 | \$ 7232.94 |
| 392 | Sell | 26.04.2012 22:30:00 | 81.005 | 0.33 | 27.04.2012 04:55:00 | 81.016 | \$ -907.52 |
| 391 | Sell | 26.04.2012 21:30:00 | 80.985 | 0.33 | 27.04.2012 04:55:00 | 81.016 | \$ -1567.52 |
| 1087 | Buy | 30.04.2012 02:20:00 | 1.0452 | 0.14 | 30.04.2012 04:45:00 | 1.04523 | \$ -128.65 |
| 783 | Buy | 02.05.2012 21:30:00 | 0.98603 | 0.22 | 03.05.2012 00:35:00 | 0.98672 | \$ 755.17 |
| 782 | Buy | 02.05.2012 21:25:00 | 0.98626 | 0.23 | 03.05.2012 00:35:00 | 0.98658 | \$ 109.8 |
| 968 | Sell | 02.05.2012 21:30:00 | 1.31648 | 0.68 | 03.05.2012 00:35:00 | 1.31532 | \$ 8148.11 |
| 1091 | Sell | 02.05.2012 23:10:00 | 1.03322 | 0.14 | 03.05.2012 00:35:00 | 1.03299 | \$ 86.42 |
| 1090 | Sell | 02.05.2012 22:25:00 | 1.03304 | 0.14 | 03.05.2012 00:35:00 | 1.03289 | \$ -31.64 |
| 1089 | Sell | 02.05.2012 21:30:00 | 1.03274 | 0.14 | 03.05.2012 00:35:00 | 1.03285 | \$ -415.36 |
| 1088 | Sell | 02.05.2012 21:25:00 | 1.03213 | 0.14 | 03.05.2012 00:35:00 | 1.03301 | \$ -1551.76 |
| 784 | Sell | 03.05.2012 21:25:00 | 0.98855 | 0.23 | 04.05.2012 00:05:00 | 0.98845 | \$ -168.6 |
| 938 | Buy | 03.05.2012 23:13:00 | 105.423 | 0.9 | 04.05.2012 03:05:00 | 105.438 | \$ -6.44 |
| 1092 | Sell | 04.05.2012 02:30:00 | 1.02674 | 0.14 | 04.05.2012 03:50:00 | 1.0257 | \$ 1361.96 |
| 937 | Buy | 03.05.2012 23:03:00 | 105.437 | 0.91 | 04.05.2012 04:50:00 | 105.489 | \$ 3360.26 |
| 1093 | Buy | 07.05.2012 23:30:00 | 1.01963 | 0.14 | 08.05.2012 00:50:00 | 1.02023 | \$ 681.17 |
| 787 | Buy | 08.05.2012 22:20:00 | 0.99806 | 0.22 | 09.05.2012 01:40:00 | 0.99908 | \$ 1458.72 |
| 786 | Buy | 08.05.2012 22:05:00 | 0.99827 | 0.23 | 09.05.2012 01:40:00 | 0.99926 | \$ 1469.92 |
| 785 | Buy | 08.05.2012 22:00:00 | 0.99858 | 0.23 | 09.05.2012 01:40:00 | 0.9991 | \$ 606.52 |
| 985 | Sell | 09.05.2012 21:25:00 | 1.61485 | 0.78 | 09.05.2012 22:20:00 | 1.6137 | \$ 9456.44 |
| 942 | Buy | 11.05.2012 00:35:00 | 103.313 | 0.9 | 11.05.2012 03:30:00 | 103.356 | \$ 2940.29 |
| 941 | Buy | 11.05.2012 00:25:00 | 103.332 | 0.91 | 11.05.2012 03:30:00 | 103.368 | \$ 2335.68 |
| 940 | Buy | 11.05.2012 00:10:00 | 103.36 | 0.92 | 11.05.2012 03:30:00 | 103.363 | \$ -674.92 |
| 939 | Buy | 11.05.2012 00:00:00 | 103.388 | 0.93 | 11.05.2012 03:30:00 | 103.364 | \$ -3193.49 |
| 970 | Buy | 11.05.2012 00:20:00 | 1.29337 | 0.69 | 11.05.2012 03:30:00 | 1.29412 | \$ 5453.16 |
| 969 | Buy | 11.05.2012 00:00:00 | 1.29358 | 0.7 | 11.05.2012 03:30:00 | 1.29407 | \$ 3614.36 |
| 989 | Buy | 11.05.2012 00:45:00 | 1.61296 | 0.77 | 11.05.2012 03:30:00 | 1.61375 | \$ 6409.96 |
| 988 | Buy | 11.05.2012 00:40:00 | 1.61334 | 0.77 | 11.05.2012 03:30:00 | 1.6138 | \$ 3732.39 |
| 987 | Buy | 11.05.2012 00:35:00 | 1.61368 | 0.78 | 11.05.2012 03:30:00 | 1.6138 | \$ 986.31 |
| 986 | Buy | 11.05.2012 00:30:00 | 1.61393 | 0.79 | 11.05.2012 03:30:00 | 1.61383 | \$ -832.47 |
| 1097 | Buy | 10.05.2012 22:55:00 | 1.00895 | 0.14 | 11.05.2012 03:30:00 | 1.00736 | \$ -2549.84 |
| 1096 | Buy | 10.05.2012 22:25:00 | 1.00925 | 0.14 | 11.05.2012 03:30:00 | 1.00733 | \$ -3036.71 |
| 1095 | Buy | 10.05.2012 22:10:00 | 1.00946 | 0.14 | 11.05.2012 03:30:00 | 1.00739 | \$ -3258.01 |
| 1094 | Buy | 10.05.2012 22:00:00 | 1.00969 | 0.14 | 11.05.2012 03:30:00 | 1.00743 | \$ -3538.32 |
| 946 | Buy | 14.05.2012 01:15:00 | 102.991 | 0.9 | 14.05.2012 02:15:00 | 103.108 | \$ 9603.09 |
| 945 | Buy | 14.05.2012 01:10:00 | 103.025 | 0.91 | 14.05.2012 02:15:00 | 103.114 | \$ 7161.58 |
| 944 | Buy | 14.05.2012 00:50:00 | 103.028 | 0.92 | 14.05.2012 02:15:00 | 103.109 | \$ 6504.22 |
| 943 | Buy | 14.05.2012 00:30:00 | 103.07 | 0.93 | 14.05.2012 02:15:00 | 103.102 | \$ 2017.5 |
| 990 | Sell | 14.05.2012 01:30:00 | 1.60759 | 0.79 | 14.05.2012 02:24:00 | 1.60719 | \$ 3331.37 |
| 791 | Sell | 14.05.2012 00:50:00 | 1.00158 | 0.22 | 14.05.2012 02:25:00 | 1.00095 | \$ 835.89 |
| 790 | Sell | 14.05.2012 00:45:00 | 1.00143 | 0.22 | 14.05.2012 02:25:00 | 1.00083 | \$ 783.14 |
| 789 | Sell | 14.05.2012 00:40:00 | 1.00126 | 0.23 | 14.05.2012 02:25:00 | 1.0009 | \$ 377.62 |
| 788 | Sell | 14.05.2012 00:30:00 | 1.00079 | 0.23 | 14.05.2012 02:25:00 | 1.00079 | \$ -284.06 |

| | | | | | | | |
|------|------|---------------------|---------|------|---------------------|---------|-------------|
| 972 | Buy | 14.05.2012 00:35:00 | 1.28876 | 0.7 | 14.05.2012 02:34:00 | 1.28914 | \$ 2802.98 |
| 973 | Buy | 14.05.2012 00:50:00 | 1.28831 | 0.69 | 14.05.2012 02:34:00 | 1.28916 | \$ 6180.25 |
| 587 | Sell | 14.05.2012 00:50:00 | 0.93213 | 0.53 | 14.05.2012 03:30:00 | 0.93089 | \$ 7565.23 |
| 586 | Sell | 14.05.2012 00:35:00 | 0.93174 | 0.54 | 14.05.2012 03:30:00 | 0.931 | \$ 4597.74 |
| 585 | Sell | 14.05.2012 00:30:00 | 0.93143 | 0.54 | 14.05.2012 03:30:00 | 0.93085 | \$ 3602.47 |
| 971 | Buy | 14.05.2012 00:30:00 | 1.28893 | 0.7 | 14.05.2012 03:30:00 | 1.29018 | \$ 9220.32 |
| 232 | Buy | 14.05.2012 01:15:00 | 0.80184 | 0.23 | 14.05.2012 08:25:00 | 0.80258 | \$ 2032.68 |
| 231 | Buy | 14.05.2012 00:50:00 | 0.80199 | 0.23 | 14.05.2012 08:25:00 | 0.80244 | \$ 1124.77 |
| 230 | Buy | 14.05.2012 00:30:00 | 0.80262 | 0.23 | 14.05.2012 08:25:00 | 0.80249 | \$ -691.05 |
| 992 | Buy | 15.05.2012 00:05:00 | 1.60879 | 0.78 | 15.05.2012 01:40:00 | 1.60978 | \$ 8137.06 |
| 991 | Buy | 15.05.2012 00:00:00 | 1.60904 | 0.79 | 15.05.2012 01:40:00 | 1.60985 | \$ 6742.95 |
| 947 | Buy | 15.05.2012 22:30:00 | 102.088 | 0.95 | 16.05.2012 01:00:00 | 102.164 | \$ 5819.78 |
| 1101 | Buy | 15.05.2012 22:15:00 | 0.99326 | 0.14 | 16.05.2012 03:10:00 | 0.99351 | \$ 164.8 |
| 1098 | Buy | 15.05.2012 22:00:00 | 0.99513 | 0.14 | 16.05.2012 08:05:00 | 0.99089 | \$ -6459.52 |
| 1100 | Buy | 15.05.2012 22:10:00 | 0.99435 | 0.14 | 16.05.2012 08:10:00 | 0.99076 | \$ -5500.54 |
| 1099 | Buy | 15.05.2012 22:05:00 | 0.99476 | 0.14 | 16.05.2012 08:10:00 | 0.99083 | \$ -6002.16 |
| 792 | Sell | 15.05.2012 22:30:00 | 1.0068 | 0.23 | 16.05.2012 08:35:00 | 1.00984 | \$ -5939.92 |
| 948 | Buy | 16.05.2012 21:35:00 | 102.075 | 0.95 | 17.05.2012 00:35:00 | 102.148 | \$ 4674.35 |
| 1104 | Buy | 16.05.2012 23:25:00 | 0.98995 | 0.14 | 17.05.2012 01:35:00 | 0.99165 | \$ 2241.79 |
| 1103 | Buy | 16.05.2012 23:20:00 | 0.99027 | 0.14 | 17.05.2012 01:35:00 | 0.99148 | \$ 1518.88 |
| 1102 | Buy | 16.05.2012 23:00:00 | 0.99067 | 0.14 | 17.05.2012 01:35:00 | 0.99153 | \$ 1002.5 |
| 976 | Buy | 16.05.2012 23:30:00 | 1.27022 | 0.7 | 17.05.2012 01:40:00 | 1.27182 | \$ 10567.27 |
| 975 | Buy | 16.05.2012 23:25:00 | 1.27048 | 0.71 | 17.05.2012 01:40:00 | 1.27175 | \$ 8249.3 |
| 974 | Buy | 16.05.2012 23:00:00 | 1.27081 | 0.72 | 17.05.2012 01:40:00 | 1.27175 | \$ 5861.78 |
| 1108 | Buy | 17.05.2012 23:20:00 | 0.98857 | 0.14 | 18.05.2012 02:50:00 | 0.98959 | \$ 1300.82 |
| 1107 | Buy | 17.05.2012 23:15:00 | 0.98922 | 0.14 | 18.05.2012 02:50:00 | 0.98971 | \$ 518.88 |
| 1106 | Buy | 17.05.2012 23:05:00 | 0.98983 | 0.14 | 18.05.2012 02:50:00 | 0.98972 | \$ -366.33 |
| 1105 | Buy | 17.05.2012 23:00:00 | 0.99062 | 0.14 | 18.05.2012 02:50:00 | 0.9896 | \$ -1708.9 |
| 950 | Sell | 18.05.2012 02:10:00 | 100.775 | 0.95 | 18.05.2012 04:35:00 | 100.629 | \$ 12912.7 |
| 949 | Sell | 18.05.2012 02:05:00 | 100.747 | 0.96 | 18.05.2012 04:35:00 | 100.627 | \$ 10552.79 |
| 394 | Sell | 18.05.2012 01:45:00 | 79.381 | 0.33 | 18.05.2012 07:55:00 | 79.385 | \$ -539.57 |
| 393 | Sell | 18.05.2012 00:50:00 | 79.357 | 0.33 | 18.05.2012 07:55:00 | 79.402 | \$ -1892.57 |
| 1112 | Sell | 21.05.2012 00:50:00 | 0.98501 | 0.14 | 21.05.2012 01:30:00 | 0.98214 | \$ 4062.75 |
| 1111 | Sell | 21.05.2012 00:35:00 | 0.98459 | 0.14 | 21.05.2012 01:30:00 | 0.982 | \$ 3649.51 |
| 1110 | Sell | 21.05.2012 00:25:00 | 0.98415 | 0.14 | 21.05.2012 01:30:00 | 0.98219 | \$ 2719.73 |
| 1109 | Sell | 21.05.2012 00:00:00 | 0.98365 | 0.14 | 21.05.2012 01:30:00 | 0.98207 | \$ 2158.92 |
| 977 | Buy | 21.05.2012 01:30:00 | 1.2757 | 0.73 | 21.05.2012 03:02:00 | 1.27631 | \$ 4692.35 |
| 978 | Buy | 21.05.2012 02:00:00 | 1.27542 | 0.73 | 21.05.2012 03:02:00 | 1.27635 | \$ 7153.91 |
| 979 | Buy | 21.05.2012 02:05:00 | 1.27528 | 0.72 | 21.05.2012 03:02:00 | 1.27642 | \$ 8649.18 |
| 980 | Buy | 21.05.2012 02:10:00 | 1.27494 | 0.71 | 21.05.2012 03:02:00 | 1.27627 | \$ 9950.56 |
| 590 | Sell | 21.05.2012 02:05:00 | 0.94198 | 0.54 | 21.05.2012 03:10:00 | 0.93978 | \$ 13679.62 |
| 589 | Sell | 21.05.2012 02:00:00 | 0.9417 | 0.55 | 21.05.2012 03:10:00 | 0.93986 | \$ 11652.11 |
| 588 | Sell | 21.05.2012 01:30:00 | 0.94146 | 0.55 | 21.05.2012 03:10:00 | 0.93983 | \$ 10321.62 |
| 993 | Buy | 21.05.2012 00:30:00 | 1.58022 | 0.79 | 21.05.2012 03:15:00 | 1.58217 | \$ 16233.02 |
| 395 | Sell | 21.05.2012 01:00:00 | 79.202 | 0.33 | 21.05.2012 11:05:00 | 79.324 | \$ -4433.57 |
| 983 | Sell | 21.05.2012 22:55:00 | 1.28204 | 0.72 | 21.05.2012 23:52:00 | 1.28175 | \$ 2201.23 |
| 996 | Sell | 21.05.2012 22:55:00 | 1.58398 | 0.78 | 22.05.2012 00:20:00 | 1.58244 | \$ 12404.52 |
| 995 | Sell | 21.05.2012 22:45:00 | 1.583 | 0.79 | 22.05.2012 00:20:00 | 1.58232 | \$ 5401.11 |
| 994 | Sell | 21.05.2012 22:30:00 | 1.58275 | 0.8 | 22.05.2012 00:20:00 | 1.5823 | \$ 3529.7 |
| 984 | Sell | 21.05.2012 23:55:00 | 1.28168 | 0.72 | 22.05.2012 00:55:00 | 1.28089 | \$ 5937.28 |
| 982 | Sell | 21.05.2012 22:35:00 | 1.28086 | 0.73 | 22.05.2012 00:55:00 | 1.28089 | \$ -290.87 |
| 981 | Sell | 21.05.2012 22:30:00 | 1.28031 | 0.74 | 22.05.2012 00:55:00 | 1.28083 | \$ -4117.5 |
| 593 | Buy | 21.05.2012 22:55:00 | 0.93684 | 0.55 | 22.05.2012 01:00:00 | 0.9379 | \$ 6701.84 |
| 592 | Buy | 21.05.2012 22:35:00 | 0.93776 | 0.56 | 22.05.2012 01:00:00 | 0.93786 | \$ 631.66 |
| 591 | Buy | 21.05.2012 22:30:00 | 0.93822 | 0.56 | 22.05.2012 01:00:00 | 0.93783 | \$ -2528.85 |
| 796 | Buy | 21.05.2012 22:15:00 | 1.01838 | 0.22 | 22.05.2012 04:10:00 | 1.01805 | \$ -913.41 |
| 795 | Buy | 21.05.2012 22:10:00 | 1.01883 | 0.23 | 22.05.2012 04:10:00 | 1.01786 | \$ -2130.62 |
| 794 | Buy | 21.05.2012 22:05:00 | 1.01888 | 0.23 | 22.05.2012 04:10:00 | 1.01793 | \$ -2093.88 |
| 793 | Buy | 21.05.2012 22:00:00 | 1.01916 | 0.23 | 22.05.2012 04:10:00 | 1.01802 | \$ -2442.91 |
| 953 | Buy | 22.05.2012 22:45:00 | 101.265 | 0.93 | 22.05.2012 23:56:00 | 101.406 | \$ 12171.29 |

| | | | | | | | |
|------|------|---------------------|---------|------|---------------------|---------|--------------|
| 954 | Buy | 22.05.2012 22:50:00 | 101.191 | 0.92 | 22.05.2012 23:56:00 | 101.39 | \$ 17377.13 |
| 955 | Buy | 23.05.2012 00:30:00 | 101.368 | 0.95 | 23.05.2012 07:40:00 | 100.908 | \$ -44662.88 |
| 952 | Buy | 22.05.2012 22:35:00 | 101.429 | 0.95 | 23.05.2012 07:40:00 | 100.914 | \$ -50318.98 |
| 951 | Buy | 22.05.2012 22:30:00 | 101.673 | 0.96 | 23.05.2012 07:40:00 | 100.919 | \$ -73794.88 |
| 799 | Buy | 23.05.2012 22:35:00 | 1.02353 | 0.22 | 24.05.2012 00:03:00 | 1.02391 | \$ 210.46 |
| 594 | Buy | 23.05.2012 23:00:00 | 0.95309 | 0.56 | 24.05.2012 01:19:00 | 0.95366 | \$ 3647.7 |
| 997 | Sell | 23.05.2012 23:00:00 | 1.57093 | 0.8 | 24.05.2012 01:36:00 | 1.56976 | \$ 9070.99 |
| 233 | Sell | 23.05.2012 23:00:00 | 0.80204 | 0.24 | 24.05.2012 02:30:00 | 0.8018 | \$ 380.61 |
| 596 | Buy | 24.05.2012 01:45:00 | 0.95315 | 0.56 | 24.05.2012 02:30:00 | 0.95454 | \$ 8959.94 |
| 595 | Buy | 24.05.2012 01:30:00 | 0.95355 | 0.56 | 24.05.2012 02:30:00 | 0.95451 | \$ 6186.43 |
| 959 | Sell | 23.05.2012 22:40:00 | 100.055 | 0.9 | 24.05.2012 02:30:00 | 99.97 | \$ 6147.4 |
| 958 | Sell | 23.05.2012 22:35:00 | 99.999 | 0.91 | 24.05.2012 02:30:00 | 99.959 | \$ 2121.25 |
| 957 | Sell | 23.05.2012 22:10:00 | 99.919 | 0.92 | 24.05.2012 02:30:00 | 99.956 | \$ -4938.73 |
| 956 | Sell | 23.05.2012 22:00:00 | 99.879 | 0.93 | 24.05.2012 02:30:00 | 99.973 | \$ -10293.16 |
| 988 | Sell | 23.05.2012 22:40:00 | 1.25857 | 0.72 | 24.05.2012 02:30:00 | 1.25801 | \$ 4073.13 |
| 987 | Sell | 23.05.2012 22:35:00 | 1.25805 | 0.73 | 24.05.2012 02:30:00 | 1.25802 | \$ 50.89 |
| 986 | Sell | 23.05.2012 22:10:00 | 1.25739 | 0.75 | 24.05.2012 02:30:00 | 1.25801 | \$ -5087.09 |
| 985 | Sell | 23.05.2012 22:00:00 | 1.25715 | 0.75 | 24.05.2012 02:30:00 | 1.25794 | \$ -6431.24 |
| 798 | Buy | 23.05.2012 22:20:00 | 1.02486 | 0.22 | 24.05.2012 02:45:00 | 1.02514 | \$ 34.74 |
| 797 | Buy | 23.05.2012 22:00:00 | 1.02508 | 0.23 | 24.05.2012 02:45:00 | 1.02517 | \$ -312.72 |
| 1116 | Sell | 23.05.2012 22:35:00 | 0.97554 | 0.14 | 24.05.2012 02:45:00 | 0.97387 | \$ 2211.63 |
| 1115 | Sell | 23.05.2012 22:30:00 | 0.97382 | 0.15 | 24.05.2012 02:45:00 | 0.9737 | \$ -81.34 |
| 1114 | Sell | 23.05.2012 22:05:00 | 0.97366 | 0.15 | 24.05.2012 02:45:00 | 0.9737 | \$ -334.34 |
| 1113 | Sell | 23.05.2012 22:00:00 | 0.97327 | 0.15 | 24.05.2012 02:45:00 | 0.97369 | \$ -935.22 |
| 801 | Buy | 25.05.2012 00:35:00 | 1.02623 | 0.22 | 25.05.2012 04:45:00 | 1.02668 | \$ 519.01 |
| 800 | Buy | 25.05.2012 00:30:00 | 1.02633 | 0.23 | 25.05.2012 04:45:00 | 1.02671 | \$ 414.01 |
| 960 | Sell | 28.05.2012 00:30:00 | 100.121 | 0.93 | 28.05.2012 01:36:00 | 100.086 | \$ 2323.87 |
| 961 | Sell | 28.05.2012 01:00:00 | 100.157 | 0.92 | 28.05.2012 01:36:00 | 100.09 | \$ 5242.62 |
| 992 | Sell | 28.05.2012 01:50:00 | 1.25778 | 0.72 | 28.05.2012 03:05:00 | 1.25623 | \$ 11765.21 |
| 991 | Sell | 28.05.2012 01:40:00 | 1.25739 | 0.73 | 28.05.2012 03:05:00 | 1.2562 | \$ 9158.1 |
| 990 | Sell | 28.05.2012 01:00:00 | 1.25719 | 0.74 | 28.05.2012 03:05:00 | 1.2562 | \$ 7723.29 |
| 989 | Sell | 28.05.2012 00:30:00 | 1.25683 | 0.75 | 28.05.2012 03:05:00 | 1.25606 | \$ 6088.18 |
| 236 | Sell | 28.05.2012 01:00:00 | 0.80166 | 0.24 | 28.05.2012 03:10:00 | 0.80096 | \$ 1992.7 |
| 235 | Sell | 28.05.2012 00:40:00 | 0.80149 | 0.24 | 28.05.2012 03:10:00 | 0.80097 | \$ 1404.07 |
| 234 | Sell | 28.05.2012 00:30:00 | 0.80123 | 0.24 | 28.05.2012 03:10:00 | 0.80095 | \$ 619.23 |
| 598 | Buy | 28.05.2012 00:55:00 | 0.95606 | 0.56 | 28.05.2012 07:25:00 | 0.9545 | \$ -10067.64 |
| 597 | Buy | 28.05.2012 00:30:00 | 0.95624 | 0.56 | 28.05.2012 07:25:00 | 0.95459 | \$ -10648.14 |
| 1001 | Sell | 28.05.2012 01:40:00 | 1.56872 | 0.78 | 28.05.2012 10:15:00 | 1.56918 | \$ -3782.57 |
| 1000 | Sell | 28.05.2012 01:35:00 | 1.56869 | 0.79 | 28.05.2012 10:15:00 | 1.5692 | \$ -4247.5 |
| 999 | Sell | 28.05.2012 01:30:00 | 1.56841 | 0.8 | 28.05.2012 10:15:00 | 1.56916 | \$ -6325.38 |
| 998 | Sell | 28.05.2012 00:30:00 | 1.56811 | 0.8 | 28.05.2012 10:15:00 | 1.56926 | \$ -9698.92 |
| 802 | Buy | 28.05.2012 00:30:00 | 1.02662 | 0.23 | 28.05.2012 10:35:00 | 1.0242 | \$ -4729.63 |
| 803 | Buy | 28.05.2012 00:35:00 | 1.02623 | 0.22 | 28.05.2012 10:40:00 | 1.02393 | \$ -4313.13 |
| 805 | Buy | 28.05.2012 01:50:00 | 1.02558 | 0.22 | 28.05.2012 11:10:00 | 1.02469 | \$ -1835.56 |
| 804 | Buy | 28.05.2012 01:45:00 | 1.02589 | 0.22 | 28.05.2012 11:10:00 | 1.02479 | \$ -2204.56 |
| 1117 | Buy | 29.05.2012 02:30:00 | 0.98325 | 0.15 | 29.05.2012 04:25:00 | 0.98329 | \$ -122.03 |
| 1118 | Sell | 29.05.2012 22:00:00 | 0.98447 | 0.15 | 29.05.2012 22:44:00 | 0.9838 | \$ 874.18 |
| 995 | Sell | 29.05.2012 23:15:00 | 1.25053 | 0.75 | 29.05.2012 23:57:00 | 1.2502 | \$ 2609.21 |
| 996 | Sell | 29.05.2012 23:25:00 | 1.25084 | 0.74 | 29.05.2012 23:57:00 | 1.25024 | \$ 4680.78 |
| 599 | Buy | 29.05.2012 23:30:00 | 0.96008 | 0.56 | 30.05.2012 00:02:00 | 0.96019 | \$ 696.16 |
| 963 | Sell | 29.05.2012 23:10:00 | 99.435 | 0.93 | 30.05.2012 00:03:00 | 99.417 | \$ 541.87 |
| 962 | Sell | 29.05.2012 23:00:00 | 99.384 | 0.94 | 30.05.2012 00:03:00 | 99.287 | \$ 7974.13 |
| 1119 | Sell | 29.05.2012 23:30:00 | 0.9855 | 0.15 | 30.05.2012 00:35:00 | 0.9836 | \$ 2790.51 |
| 994 | Sell | 29.05.2012 23:10:00 | 1.25041 | 0.76 | 30.05.2012 00:40:00 | 1.24864 | \$ 14119.04 |
| 993 | Sell | 29.05.2012 23:00:00 | 1.24997 | 0.77 | 30.05.2012 00:40:00 | 1.24865 | \$ 10651.9 |
| 809 | Buy | 30.05.2012 00:00:00 | 1.02214 | 0.22 | 30.05.2012 01:50:00 | 1.02329 | \$ 1749.0 |
| 808 | Buy | 29.05.2012 23:10:00 | 1.02241 | 0.22 | 30.05.2012 01:50:00 | 1.0233 | \$ 1230.29 |
| 807 | Buy | 29.05.2012 23:05:00 | 1.02271 | 0.22 | 30.05.2012 01:50:00 | 1.02334 | \$ 773.44 |
| 806 | Buy | 29.05.2012 23:00:00 | 1.02288 | 0.22 | 30.05.2012 01:50:00 | 1.0233 | \$ 404.44 |
| 997 | Sell | 31.05.2012 01:30:00 | 1.23758 | 0.79 | 31.05.2012 02:45:00 | 1.23731 | \$ 2248.67 |

| | | | | | | | |
|------|------|---------------------|---------|------|---------------------|---------|--------------|
| 965 | Sell | 31.05.2012 01:20:00 | 97.876 | 0.94 | 31.05.2012 03:00:00 | 97.712 | \$ 14495.88 |
| 964 | Sell | 31.05.2012 01:05:00 | 97.86 | 0.95 | 31.05.2012 03:00:00 | 97.724 | \$ 11990.21 |
| 1002 | Sell | 31.05.2012 01:30:00 | 1.54826 | 0.8 | 31.05.2012 03:10:00 | 1.54671 | \$ 13072.45 |
| 810 | Buy | 31.05.2012 22:30:00 | 1.03179 | 0.23 | 01.06.2012 00:29:00 | 1.03225 | \$ 496.3 |
| 811 | Buy | 31.05.2012 22:35:00 | 1.03157 | 0.23 | 01.06.2012 00:29:00 | 1.03221 | \$ 826.96 |
| 812 | Buy | 31.05.2012 22:40:00 | 1.03138 | 0.23 | 01.06.2012 00:29:00 | 1.03228 | \$ 1304.59 |
| 966 | Sell | 31.05.2012 22:30:00 | 96.993 | 0.97 | 01.06.2012 00:34:00 | 96.904 | \$ 7475.88 |
| 967 | Sell | 31.05.2012 22:35:00 | 97.009 | 0.96 | 01.06.2012 00:34:00 | 96.904 | \$ 8934.62 |
| 1120 | Buy | 01.06.2012 02:30:00 | 0.97097 | 0.15 | 01.06.2012 05:40:00 | 0.96881 | \$ -3599.64 |
| 1121 | Sell | 04.06.2012 01:00:00 | 0.9705 | 0.15 | 04.06.2012 01:15:00 | 0.96731 | \$ 4858.95 |
| 813 | Buy | 04.06.2012 00:30:00 | 1.03904 | 0.23 | 04.06.2012 01:24:00 | 1.04029 | \$ 2012.2 |
| 600 | Sell | 04.06.2012 02:30:00 | 0.96815 | 0.57 | 04.06.2012 05:40:00 | 0.96862 | \$ -3091.74 |
| 968 | Buy | 04.06.2012 02:30:00 | 96.959 | 0.98 | 04.06.2012 05:40:00 | 96.894 | \$ -7320.28 |
| 998 | Buy | 04.06.2012 02:25:00 | 1.24064 | 0.8 | 04.06.2012 05:40:00 | 1.23973 | \$ -7671.3 |
| 1004 | Sell | 05.06.2012 21:35:00 | 1.53817 | 0.79 | 05.06.2012 22:44:00 | 1.53774 | \$ 3581.22 |
| 1005 | Sell | 05.06.2012 21:40:00 | 1.5383 | 0.79 | 05.06.2012 22:44:00 | 1.53783 | \$ 3914.35 |
| 1006 | Sell | 05.06.2012 23:00:00 | 1.53822 | 0.8 | 06.06.2012 00:40:00 | 1.53724 | \$ 7999.63 |
| 1003 | Sell | 05.06.2012 21:30:00 | 1.53736 | 0.8 | 06.06.2012 00:40:00 | 1.53728 | \$ 409.17 |
| 814 | Buy | 05.06.2012 21:30:00 | 1.03854 | 0.23 | 06.06.2012 07:30:00 | 1.03327 | \$ -10029.77 |
| 1122 | Sell | 05.06.2012 21:30:00 | 0.9742 | 0.15 | 06.06.2012 07:35:00 | 0.98576 | \$ -18493.18 |
| 815 | Sell | 07.06.2012 02:30:00 | 1.02869 | 0.22 | 07.06.2012 04:35:00 | 1.02717 | \$ 2400.58 |
| 1124 | Buy | 07.06.2012 02:30:00 | 0.991 | 0.14 | 07.06.2012 04:35:00 | 0.99555 | \$ 6539.92 |
| 1123 | Buy | 07.06.2012 02:05:00 | 0.99116 | 0.14 | 07.06.2012 04:35:00 | 0.99549 | \$ 6215.35 |
| 237 | Sell | 07.06.2012 22:00:00 | 0.81023 | 0.24 | 07.06.2012 23:00:00 | 0.80902 | \$ 3660.48 |
| 970 | Buy | 07.06.2012 23:30:00 | 99.98 | 0.94 | 08.06.2012 00:45:00 | 100.092 | \$ 9162.45 |
| 969 | Buy | 07.06.2012 23:00:00 | 99.999 | 0.95 | 08.06.2012 00:45:00 | 100.075 | \$ 5839.65 |
| 1010 | Buy | 07.06.2012 22:40:00 | 1.55376 | 0.78 | 08.06.2012 00:55:00 | 1.55329 | \$ -4195.91 |
| 1009 | Buy | 07.06.2012 22:30:00 | 1.55429 | 0.79 | 08.06.2012 00:55:00 | 1.55329 | \$ -8661.75 |
| 1008 | Buy | 07.06.2012 22:25:00 | 1.55456 | 0.8 | 08.06.2012 00:55:00 | 1.55324 | \$ -11469.0 |
| 1007 | Buy | 07.06.2012 22:00:00 | 1.55518 | 0.81 | 08.06.2012 00:55:00 | 1.55336 | \$ -15880.05 |
| 1000 | Buy | 07.06.2012 23:30:00 | 1.25567 | 0.76 | 08.06.2012 01:05:00 | 1.25653 | \$ 6440.46 |
| 999 | Buy | 07.06.2012 23:00:00 | 1.25621 | 0.77 | 08.06.2012 01:05:00 | 1.25637 | \$ 845.49 |
| 819 | Sell | 07.06.2012 22:50:00 | 1.02768 | 0.22 | 08.06.2012 01:10:00 | 1.02723 | \$ 454.06 |
| 818 | Sell | 07.06.2012 22:45:00 | 1.02726 | 0.22 | 08.06.2012 01:10:00 | 1.02742 | \$ -618.38 |
| 817 | Sell | 07.06.2012 22:40:00 | 1.02695 | 0.22 | 08.06.2012 01:10:00 | 1.02736 | \$ -1057.89 |
| 816 | Sell | 07.06.2012 22:30:00 | 1.02624 | 0.22 | 08.06.2012 01:10:00 | 1.02722 | \$ -2060.0 |
| 602 | Sell | 07.06.2012 23:30:00 | 0.95625 | 0.55 | 08.06.2012 01:40:00 | 0.9556 | \$ 3800.99 |
| 601 | Sell | 07.06.2012 23:00:00 | 0.95597 | 0.56 | 08.06.2012 01:40:00 | 0.95553 | \$ 2515.43 |
| 1128 | Buy | 07.06.2012 22:50:00 | 0.98983 | 0.14 | 08.06.2012 01:50:00 | 0.99 | \$ 46.77 |
| 1127 | Buy | 07.06.2012 22:45:00 | 0.99045 | 0.14 | 08.06.2012 01:50:00 | 0.98981 | \$ -1148.27 |
| 1126 | Buy | 07.06.2012 22:40:00 | 0.99058 | 0.14 | 08.06.2012 01:50:00 | 0.98981 | \$ -1340.06 |
| 1125 | Buy | 07.06.2012 22:30:00 | 0.99176 | 0.14 | 08.06.2012 01:50:00 | 0.98995 | \$ -2874.42 |
| 971 | Sell | 11.06.2012 00:00:00 | 100.613 | 0.94 | 11.06.2012 00:12:00 | 100.58 | \$ 2156.12 |
| 975 | Sell | 11.06.2012 00:35:00 | 100.667 | 0.92 | 11.06.2012 01:00:00 | 100.645 | \$ 1097.85 |
| 1014 | Sell | 11.06.2012 00:45:00 | 1.55365 | 0.77 | 11.06.2012 01:00:00 | 1.55319 | \$ 3734.08 |
| 1130 | Sell | 11.06.2012 00:35:00 | 1.0005 | 0.14 | 11.06.2012 01:04:00 | 0.9997 | \$ 1007.76 |
| 976 | Sell | 11.06.2012 01:05:00 | 100.829 | 0.9 | 11.06.2012 01:26:00 | 100.726 | \$ 8362.54 |
| 1129 | Sell | 11.06.2012 00:30:00 | 0.99956 | 0.14 | 11.06.2012 01:27:00 | 0.99862 | \$ 1214.38 |
| 239 | Sell | 11.06.2012 01:05:00 | 0.81507 | 0.24 | 11.06.2012 02:00:00 | 0.81281 | \$ 7094.16 |
| 238 | Sell | 11.06.2012 00:30:00 | 0.81481 | 0.24 | 11.06.2012 02:00:00 | 0.81282 | \$ 6211.22 |
| 972 | Sell | 11.06.2012 00:15:00 | 100.536 | 0.95 | 11.06.2012 02:42:00 | 100.449 | \$ 7309.84 |
| 973 | Sell | 11.06.2012 00:20:00 | 100.614 | 0.94 | 11.06.2012 02:42:00 | 100.44 | \$ 15410.21 |
| 974 | Sell | 11.06.2012 00:30:00 | 100.631 | 0.93 | 11.06.2012 02:42:00 | 100.443 | \$ 16548.07 |
| 606 | Buy | 11.06.2012 00:45:00 | 0.9481 | 0.54 | 11.06.2012 03:05:00 | 0.95125 | \$ 19586.55 |
| 605 | Buy | 11.06.2012 00:40:00 | 0.94854 | 0.55 | 11.06.2012 03:05:00 | 0.95111 | \$ 16275.05 |
| 604 | Buy | 11.06.2012 00:35:00 | 0.94892 | 0.55 | 11.06.2012 03:05:00 | 0.95119 | \$ 14374.6 |
| 603 | Buy | 11.06.2012 00:30:00 | 0.95011 | 0.56 | 11.06.2012 03:05:00 | 0.95114 | \$ 6637.93 |
| 1004 | Sell | 11.06.2012 00:30:00 | 1.26461 | 0.74 | 11.06.2012 03:05:00 | 1.26286 | \$ 13652.28 |
| 1003 | Sell | 11.06.2012 00:25:00 | 1.26448 | 0.75 | 11.06.2012 03:05:00 | 1.26285 | \$ 12887.96 |
| 1002 | Sell | 11.06.2012 00:20:00 | 1.26427 | 0.76 | 11.06.2012 03:05:00 | 1.26276 | \$ 12098.34 |

| | | | | | | | |
|------|------|---------------------|---------|------|---------------------|---------|--------------|
| 1001 | Sell | 11.06.2012 00:00:00 | 1.26375 | 0.77 | 11.06.2012 03:05:00 | 1.26283 | \$ 7468.16 |
| 821 | Buy | 11.06.2012 00:40:00 | 1.02165 | 0.22 | 11.06.2012 05:30:00 | 1.02116 | \$ -1132.71 |
| 820 | Buy | 11.06.2012 00:00:00 | 1.02189 | 0.22 | 11.06.2012 05:30:00 | 1.02127 | \$ -1361.13 |
| 1015 | Sell | 11.06.2012 01:05:00 | 1.55372 | 0.77 | 11.06.2012 06:55:00 | 1.55486 | \$ -9254.04 |
| 1013 | Sell | 11.06.2012 00:40:00 | 1.55316 | 0.78 | 11.06.2012 06:55:00 | 1.55491 | \$ -14390.24 |
| 1012 | Sell | 11.06.2012 00:35:00 | 1.55254 | 0.79 | 11.06.2012 06:55:00 | 1.55475 | \$ -18405.8 |
| 1011 | Sell | 11.06.2012 00:30:00 | 1.55167 | 0.8 | 11.06.2012 06:55:00 | 1.55484 | \$ -26735.28 |
| 1133 | Buy | 13.06.2012 22:50:00 | 0.99392 | 0.14 | 13.06.2012 23:35:00 | 0.9942 | \$ 240.19 |
| 977 | Buy | 13.06.2012 22:30:00 | 99.736 | 0.97 | 13.06.2012 23:38:00 | 99.761 | \$ 1457.48 |
| 609 | Sell | 14.06.2012 00:00:00 | 0.95636 | 0.57 | 14.06.2012 01:20:00 | 0.95492 | \$ 9449.4 |
| 608 | Sell | 13.06.2012 22:50:00 | 0.95548 | 0.57 | 14.06.2012 01:20:00 | 0.95498 | \$ 2308.29 |
| 607 | Sell | 13.06.2012 22:30:00 | 0.95511 | 0.58 | 14.06.2012 01:20:00 | 0.9549 | \$ 411.23 |
| 825 | Sell | 13.06.2012 22:55:00 | 1.02975 | 0.22 | 14.06.2012 01:20:00 | 1.02876 | \$ 1272.7 |
| 824 | Sell | 13.06.2012 22:50:00 | 1.02958 | 0.22 | 14.06.2012 01:20:00 | 1.02866 | \$ 1149.63 |
| 823 | Sell | 13.06.2012 22:45:00 | 1.02938 | 0.22 | 14.06.2012 01:20:00 | 1.02881 | \$ 534.3 |
| 822 | Sell | 13.06.2012 22:30:00 | 1.02921 | 0.22 | 14.06.2012 01:20:00 | 1.02881 | \$ 235.42 |
| 1008 | Buy | 13.06.2012 23:40:00 | 1.25602 | 0.76 | 14.06.2012 01:20:00 | 1.25774 | \$ 12434.06 |
| 1007 | Buy | 13.06.2012 22:50:00 | 1.25674 | 0.77 | 14.06.2012 01:20:00 | 1.25774 | \$ 6755.67 |
| 1006 | Buy | 13.06.2012 22:35:00 | 1.25708 | 0.78 | 14.06.2012 01:20:00 | 1.25766 | \$ 3391.33 |
| 1005 | Buy | 13.06.2012 22:30:00 | 1.25745 | 0.79 | 14.06.2012 01:20:00 | 1.25769 | \$ 604.43 |
| 1019 | Buy | 13.06.2012 22:50:00 | 1.55132 | 0.76 | 14.06.2012 01:20:00 | 1.55164 | \$ 1589.73 |
| 1018 | Buy | 13.06.2012 22:20:00 | 1.55181 | 0.76 | 14.06.2012 01:20:00 | 1.55172 | \$ -1693.76 |
| 1017 | Buy | 13.06.2012 22:05:00 | 1.55282 | 0.77 | 14.06.2012 01:20:00 | 1.55181 | \$ -9180.81 |
| 1016 | Buy | 13.06.2012 22:00:00 | 1.55294 | 0.78 | 14.06.2012 01:20:00 | 1.55162 | \$ -11848.0 |
| 1134 | Buy | 14.06.2012 00:00:00 | 0.99311 | 0.14 | 14.06.2012 02:07:00 | 0.99433 | \$ 1627.02 |
| 396 | Sell | 14.06.2012 00:00:00 | 79.471 | 0.33 | 14.06.2012 02:45:00 | 79.389 | \$ 2298.43 |
| 1132 | Buy | 13.06.2012 22:45:00 | 0.99436 | 0.14 | 14.06.2012 06:10:00 | 0.99544 | \$ 1327.07 |
| 1131 | Buy | 13.06.2012 22:30:00 | 0.99469 | 0.14 | 14.06.2012 06:10:00 | 0.9954 | \$ 781.2 |
| 981 | Sell | 14.06.2012 23:40:00 | 100.268 | 0.94 | 15.06.2012 02:40:00 | 100.238 | \$ 1667.8 |
| 980 | Sell | 14.06.2012 23:15:00 | 100.257 | 0.95 | 15.06.2012 02:40:00 | 100.248 | \$ -309.31 |
| 979 | Sell | 14.06.2012 23:05:00 | 100.202 | 0.96 | 15.06.2012 02:40:00 | 100.232 | \$ -4056.07 |
| 978 | Sell | 14.06.2012 23:00:00 | 100.13 | 0.97 | 15.06.2012 02:40:00 | 100.241 | \$ -11954.65 |
| 1012 | Sell | 18.06.2012 00:50:00 | 1.27208 | 0.76 | 18.06.2012 03:05:00 | 1.2713 | \$ 6249.48 |
| 613 | Buy | 18.06.2012 00:50:00 | 0.94373 | 0.56 | 18.06.2012 03:07:00 | 0.9445 | \$ 4960.92 |
| 243 | Sell | 18.06.2012 01:00:00 | 0.80928 | 0.24 | 18.06.2012 04:25:00 | 0.80817 | \$ 3333.47 |
| 242 | Sell | 18.06.2012 00:55:00 | 0.80894 | 0.24 | 18.06.2012 04:25:00 | 0.80826 | \$ 1927.29 |
| 241 | Sell | 18.06.2012 00:50:00 | 0.80873 | 0.24 | 18.06.2012 04:25:00 | 0.80815 | \$ 1600.28 |
| 240 | Sell | 18.06.2012 00:30:00 | 0.80823 | 0.24 | 18.06.2012 04:25:00 | 0.80817 | \$ -100.21 |
| 612 | Buy | 18.06.2012 00:45:00 | 0.94523 | 0.58 | 18.06.2012 04:25:00 | 0.94656 | \$ 8879.12 |
| 611 | Buy | 18.06.2012 00:35:00 | 0.94529 | 0.58 | 18.06.2012 04:25:00 | 0.94658 | \$ 8611.89 |
| 610 | Buy | 18.06.2012 00:30:00 | 0.94566 | 0.58 | 18.06.2012 04:25:00 | 0.94656 | \$ 6006.55 |
| 1011 | Sell | 18.06.2012 00:45:00 | 1.27063 | 0.78 | 18.06.2012 04:25:00 | 1.26896 | \$ 13732.4 |
| 1010 | Sell | 18.06.2012 00:35:00 | 1.27025 | 0.79 | 18.06.2012 04:25:00 | 1.26908 | \$ 9744.24 |
| 1009 | Sell | 18.06.2012 00:30:00 | 1.26987 | 0.8 | 18.06.2012 04:25:00 | 1.26892 | \$ 8012.15 |
| 827 | Buy | 18.06.2012 00:50:00 | 1.02031 | 0.22 | 18.06.2012 04:35:00 | 1.02071 | \$ 431.15 |
| 826 | Buy | 18.06.2012 00:30:00 | 1.02052 | 0.23 | 18.06.2012 04:35:00 | 1.02069 | \$ 28.23 |
| 400 | Sell | 18.06.2012 00:45:00 | 78.888 | 0.33 | 18.06.2012 06:05:00 | 79.232 | \$ -11759.57 |
| 399 | Sell | 18.06.2012 00:40:00 | 78.866 | 0.33 | 18.06.2012 06:05:00 | 79.232 | \$ -12485.57 |
| 398 | Sell | 18.06.2012 00:35:00 | 78.859 | 0.33 | 18.06.2012 06:05:00 | 79.232 | \$ -12716.57 |
| 397 | Sell | 18.06.2012 00:30:00 | 78.845 | 0.34 | 18.06.2012 06:05:00 | 79.233 | \$ -13611.92 |
| 985 | Sell | 18.06.2012 00:50:00 | 100.413 | 0.92 | 18.06.2012 06:55:00 | 100.442 | \$ -3591.8 |
| 984 | Sell | 18.06.2012 00:45:00 | 100.238 | 0.94 | 18.06.2012 06:55:00 | 100.455 | \$ -21340.36 |
| 983 | Sell | 18.06.2012 00:35:00 | 100.185 | 0.95 | 18.06.2012 06:55:00 | 100.438 | \$ -24986.79 |
| 982 | Sell | 18.06.2012 00:30:00 | 100.127 | 0.96 | 18.06.2012 06:55:00 | 100.452 | \$ -32161.29 |
| 1135 | Sell | 18.06.2012 21:25:00 | 1.01272 | 0.14 | 18.06.2012 22:15:00 | 1.01127 | \$ 1967.06 |
| 1013 | Sell | 18.06.2012 21:30:00 | 1.25856 | 0.81 | 19.06.2012 01:03:00 | 1.2581 | \$ 3861.49 |
| 615 | Buy | 19.06.2012 02:30:00 | 0.95406 | 0.59 | 19.06.2012 04:35:00 | 0.9541 | \$ 265.92 |
| 614 | Buy | 18.06.2012 21:30:00 | 0.95427 | 0.59 | 19.06.2012 04:35:00 | 0.95398 | \$ -1984.76 |
| 831 | Buy | 18.06.2012 23:05:00 | 1.02399 | 0.22 | 19.06.2012 04:35:00 | 1.02284 | \$ -2354.27 |
| 830 | Buy | 18.06.2012 23:00:00 | 1.02417 | 0.22 | 19.06.2012 04:35:00 | 1.02286 | \$ -2635.41 |

| | | | | | | | |
|------|------|---------------------|---------|------|---------------------|---------|-------------|
| 829 | Buy | 18.06.2012 21:35:00 | 1.02444 | 0.22 | 19.06.2012 04:35:00 | 1.02276 | \$ -3285.55 |
| 828 | Buy | 18.06.2012 21:30:00 | 1.02476 | 0.22 | 19.06.2012 04:35:00 | 1.02288 | \$ -3636.99 |
| 986 | Sell | 18.06.2012 21:25:00 | 99.548 | 0.94 | 19.06.2012 04:35:00 | 99.409 | \$ 11920.58 |
| 1015 | Sell | 19.06.2012 02:05:00 | 1.25888 | 0.81 | 19.06.2012 04:35:00 | 1.25895 | \$ -597.74 |
| 1014 | Sell | 19.06.2012 01:35:00 | 1.25815 | 0.82 | 19.06.2012 04:35:00 | 1.25886 | \$ -6137.73 |
| 1020 | Sell | 18.06.2012 21:30:00 | 1.56719 | 0.77 | 19.06.2012 07:05:00 | 1.56808 | \$ -7480.2 |
| 988 | Buy | 20.06.2012 00:05:00 | 100.11 | 0.93 | 20.06.2012 00:35:00 | 100.172 | \$ 4834.9 |
| 987 | Buy | 19.06.2012 23:00:00 | 100.144 | 0.94 | 20.06.2012 00:35:00 | 100.18 | \$ 2016.85 |
| 1019 | Buy | 19.06.2012 23:00:00 | 1.26831 | 0.78 | 20.06.2012 01:10:00 | 1.26889 | \$ 4308.55 |
| 1018 | Buy | 19.06.2012 22:15:00 | 1.26856 | 0.79 | 20.06.2012 01:10:00 | 1.26881 | \$ 1616.67 |
| 1017 | Buy | 19.06.2012 22:05:00 | 1.26862 | 0.8 | 20.06.2012 01:10:00 | 1.26892 | \$ 2058.63 |
| 1016 | Buy | 19.06.2012 22:00:00 | 1.26897 | 0.81 | 20.06.2012 01:10:00 | 1.26886 | \$ -1415.14 |
| 619 | Sell | 19.06.2012 23:00:00 | 0.9468 | 0.58 | 20.06.2012 05:40:00 | 0.94757 | \$ -5479.03 |
| 618 | Sell | 19.06.2012 22:15:00 | 0.94662 | 0.58 | 20.06.2012 05:40:00 | 0.94747 | \$ -6013.54 |
| 617 | Sell | 19.06.2012 22:05:00 | 0.94636 | 0.59 | 20.06.2012 05:40:00 | 0.94746 | \$ -7816.32 |
| 616 | Sell | 19.06.2012 22:00:00 | 0.94612 | 0.59 | 20.06.2012 05:40:00 | 0.94752 | \$ -9855.24 |
| 1023 | Buy | 20.06.2012 00:05:00 | 1.57215 | 0.76 | 20.06.2012 07:05:00 | 1.57241 | \$ 2082.21 |
| 1022 | Buy | 19.06.2012 23:50:00 | 1.57235 | 0.77 | 20.06.2012 07:05:00 | 1.57253 | \$ 1131.89 |
| 1021 | Buy | 19.06.2012 23:40:00 | 1.57267 | 0.77 | 20.06.2012 07:05:00 | 1.57253 | \$ -1464.55 |
| 623 | Sell | 20.06.2012 22:00:00 | 0.94802 | 0.56 | 20.06.2012 23:05:00 | 0.94544 | \$ 16637.59 |
| 622 | Sell | 20.06.2012 21:50:00 | 0.94776 | 0.57 | 20.06.2012 23:05:00 | 0.94551 | \$ 14767.89 |
| 621 | Sell | 20.06.2012 21:45:00 | 0.94744 | 0.57 | 20.06.2012 23:05:00 | 0.94545 | \$ 13060.73 |
| 620 | Sell | 20.06.2012 21:30:00 | 0.9467 | 0.58 | 20.06.2012 23:05:00 | 0.94551 | \$ 7944.87 |
| 992 | Buy | 20.06.2012 21:50:00 | 100.782 | 0.91 | 20.06.2012 23:05:00 | 100.999 | \$ 18829.88 |
| 991 | Buy | 20.06.2012 21:45:00 | 100.811 | 0.92 | 20.06.2012 23:05:00 | 100.993 | \$ 15816.6 |
| 990 | Buy | 20.06.2012 21:40:00 | 100.85 | 0.93 | 20.06.2012 23:05:00 | 100.996 | \$ 12640.06 |
| 989 | Buy | 20.06.2012 21:30:00 | 100.872 | 0.93 | 20.06.2012 23:05:00 | 100.994 | \$ 10407.96 |
| 1023 | Buy | 20.06.2012 22:00:00 | 1.26677 | 0.78 | 20.06.2012 23:05:00 | 1.27027 | \$ 28767.38 |
| 1022 | Buy | 20.06.2012 21:50:00 | 1.26705 | 0.79 | 20.06.2012 23:05:00 | 1.27032 | \$ 27221.52 |
| 1021 | Buy | 20.06.2012 21:45:00 | 1.26759 | 0.8 | 20.06.2012 23:05:00 | 1.27026 | \$ 22508.1 |
| 1020 | Buy | 20.06.2012 21:30:00 | 1.2685 | 0.8 | 20.06.2012 23:05:00 | 1.27035 | \$ 15595.5 |
| 1027 | Buy | 20.06.2012 21:50:00 | 1.57018 | 0.75 | 20.06.2012 23:05:00 | 1.57191 | \$ 13672.41 |
| 1026 | Buy | 20.06.2012 21:45:00 | 1.57049 | 0.76 | 20.06.2012 23:05:00 | 1.57196 | \$ 11772.49 |
| 1025 | Buy | 20.06.2012 21:40:00 | 1.57077 | 0.77 | 20.06.2012 23:05:00 | 1.57208 | \$ 10629.18 |
| 1024 | Buy | 20.06.2012 21:30:00 | 1.57095 | 0.77 | 20.06.2012 23:05:00 | 1.57203 | \$ 8762.99 |
| 1136 | Buy | 20.06.2012 22:05:00 | 1.0169 | 0.14 | 21.06.2012 00:07:00 | 1.01885 | \$ 2610.63 |
| 1137 | Buy | 20.06.2012 22:10:00 | 1.01604 | 0.14 | 21.06.2012 00:07:00 | 1.01869 | \$ 3643.37 |
| 1138 | Buy | 20.06.2012 22:20:00 | 1.01523 | 0.14 | 21.06.2012 00:07:00 | 1.01874 | \$ 4912.17 |
| 993 | Buy | 21.06.2012 01:30:00 | 100.872 | 0.95 | 21.06.2012 04:40:00 | 100.811 | \$ -6753.21 |
| 1141 | Sell | 22.06.2012 00:55:00 | 1.00529 | 0.14 | 22.06.2012 02:06:00 | 1.00501 | \$ 240.32 |
| 1028 | Sell | 22.06.2012 00:55:00 | 1.55971 | 0.78 | 22.06.2012 03:05:00 | 1.55947 | \$ 1973.52 |
| 401 | Buy | 22.06.2012 02:30:00 | 80.162 | 0.32 | 22.06.2012 04:45:00 | 80.169 | \$ -171.22 |
| 1025 | Sell | 22.06.2012 02:15:00 | 1.25526 | 0.83 | 22.06.2012 06:35:00 | 1.25539 | \$ -1137.52 |
| 1024 | Sell | 22.06.2012 01:05:00 | 1.2549 | 0.84 | 22.06.2012 06:35:00 | 1.25538 | \$ -4250.65 |
| 832 | Buy | 22.06.2012 01:00:00 | 1.02831 | 0.22 | 22.06.2012 06:40:00 | 1.02773 | \$ -1290.85 |
| 1140 | Sell | 22.06.2012 00:50:00 | 1.00516 | 0.14 | 22.06.2012 08:25:00 | 1.00506 | \$ -25.33 |
| 1139 | Sell | 22.06.2012 00:30:00 | 1.00507 | 0.14 | 22.06.2012 08:25:00 | 1.00521 | \$ -379.53 |
| 625 | Sell | 25.06.2012 01:45:00 | 0.9579 | 0.58 | 25.06.2012 06:40:00 | 0.95759 | \$ 2065.38 |
| 624 | Sell | 25.06.2012 01:30:00 | 0.95771 | 0.59 | 25.06.2012 06:40:00 | 0.95773 | \$ -141.83 |
| 1027 | Buy | 25.06.2012 01:45:00 | 1.25356 | 0.83 | 25.06.2012 06:40:00 | 1.25392 | \$ 3148.6 |
| 1026 | Buy | 25.06.2012 01:30:00 | 1.25391 | 0.83 | 25.06.2012 06:40:00 | 1.25399 | \$ 699.69 |
| 1145 | Buy | 25.06.2012 02:30:00 | 1.00347 | 0.14 | 25.06.2012 06:40:00 | 1.00331 | \$ -408.97 |
| 1144 | Buy | 25.06.2012 01:30:00 | 1.00367 | 0.14 | 25.06.2012 06:40:00 | 1.0033 | \$ -718.79 |
| 1143 | Buy | 25.06.2012 01:20:00 | 1.00422 | 0.14 | 25.06.2012 06:40:00 | 1.00331 | \$ -1515.48 |
| 1142 | Buy | 25.06.2012 00:30:00 | 1.00455 | 0.14 | 25.06.2012 06:40:00 | 1.00348 | \$ -1751.53 |
| 244 | Buy | 25.06.2012 01:30:00 | 0.80445 | 0.24 | 25.06.2012 11:10:00 | 0.80373 | \$ -2648.56 |
| 403 | Sell | 25.06.2012 21:35:00 | 79.687 | 0.32 | 25.06.2012 22:55:00 | 79.632 | \$ 1364.78 |
| 402 | Sell | 25.06.2012 21:30:00 | 79.67 | 0.32 | 25.06.2012 22:55:00 | 79.644 | \$ 436.78 |
| 1148 | Sell | 25.06.2012 22:50:00 | 1.0011 | 0.14 | 26.06.2012 00:30:00 | 1.00004 | \$ 1364.78 |
| 1147 | Sell | 25.06.2012 22:40:00 | 1.00078 | 0.14 | 26.06.2012 00:30:00 | 1.00014 | \$ 744.92 |

| | | | | | | | |
|------|------|---------------------|---------|------|---------------------|---------|---------------|
| 1146 | Sell | 25.06.2012 22:30:00 | 1.00058 | 0.14 | 26.06.2012 00:30:00 | 1.0001 | \$ 508.8 |
| 994 | Sell | 25.06.2012 21:25:00 | 99.606 | 0.96 | 26.06.2012 00:45:00 | 99.543 | \$ 4877.7 |
| 1028 | Sell | 26.06.2012 21:35:00 | 1.25001 | 0.85 | 26.06.2012 22:01:00 | 1.24968 | \$ 2957.12 |
| 995 | Sell | 26.06.2012 21:30:00 | 99.367 | 0.97 | 26.06.2012 22:03:00 | 99.332 | \$ 2431.16 |
| 996 | Sell | 26.06.2012 21:45:00 | 99.377 | 0.96 | 26.06.2012 22:03:00 | 99.333 | \$ 3269.92 |
| 833 | Buy | 28.06.2012 23:00:00 | 1.03287 | 0.22 | 29.06.2012 00:25:00 | 1.03368 | \$ 1089.73 |
| 997 | Sell | 28.06.2012 23:00:00 | 98.874 | 0.97 | 29.06.2012 00:40:00 | 98.8 | \$ 6002.52 |
| 1149 | Sell | 28.06.2012 23:00:00 | 1.00458 | 0.14 | 29.06.2012 01:15:00 | 1.00355 | \$ 1320.51 |
| 626 | Buy | 28.06.2012 23:00:00 | 0.96488 | 0.6 | 29.06.2012 02:15:00 | 0.96577 | \$ 6136.27 |
| 1029 | Sell | 28.06.2012 23:00:00 | 1.24456 | 0.85 | 29.06.2012 06:02:00 | 1.25764 | \$ -117279.16 |
| 1029 | Sell | 28.06.2012 23:00:00 | 1.55124 | 0.78 | 29.06.2012 09:05:00 | 1.56299 | \$ -96879.07 |
| 1030 | Sell | 28.06.2012 23:05:00 | 1.55169 | 0.78 | 29.06.2012 09:06:00 | 1.56452 | \$ -105759.9 |
| 404 | Buy | 02.07.2012 00:00:00 | 79.861 | 0.32 | 02.07.2012 02:30:00 | 79.958 | \$ 2708.78 |
| 834 | Sell | 02.07.2012 01:30:00 | 1.01796 | 0.22 | 02.07.2012 02:39:00 | 1.01761 | \$ 343.62 |
| 998 | Buy | 02.07.2012 01:30:00 | 101.071 | 0.95 | 02.07.2012 02:39:00 | 101.126 | \$ 4264.83 |
| 1031 | Buy | 02.07.2012 01:30:00 | 1.56754 | 0.73 | 02.07.2012 02:41:00 | 1.56803 | \$ 3769.26 |
| 627 | Sell | 02.07.2012 01:30:00 | 0.94941 | 0.59 | 02.07.2012 08:05:00 | 0.95125 | \$ -12511.33 |
| 1030 | Buy | 02.07.2012 01:30:00 | 1.26564 | 0.8 | 02.07.2012 08:05:00 | 1.26271 | \$ -24699.9 |
| 1151 | Buy | 02.07.2012 02:05:00 | 1.02381 | 0.14 | 02.07.2012 08:05:00 | 1.02304 | \$ -1308.93 |
| 1150 | Buy | 02.07.2012 01:30:00 | 1.02419 | 0.14 | 02.07.2012 08:05:00 | 1.02296 | \$ -1987.59 |
| 999 | Sell | 02.07.2012 23:00:00 | 100.093 | 0.97 | 03.07.2012 01:45:00 | 99.98 | \$ 9773.78 |
| 1032 | Sell | 05.07.2012 23:55:00 | 1.23957 | 0.79 | 06.07.2012 01:25:00 | 1.23865 | \$ 7597.21 |
| 1031 | Sell | 05.07.2012 22:50:00 | 1.23905 | 0.8 | 06.07.2012 01:25:00 | 1.23872 | \$ 2717.42 |
| 628 | Buy | 05.07.2012 23:55:00 | 0.96889 | 0.59 | 06.07.2012 03:45:00 | 0.96971 | \$ 5558.31 |
| 1000 | Sell | 06.07.2012 02:30:00 | 99.044 | 0.98 | 06.07.2012 05:00:00 | 98.964 | \$ 6869.37 |
| 1033 | Sell | 09.07.2012 02:00:00 | 1.22795 | 0.82 | 09.07.2012 02:38:00 | 1.22768 | \$ 2334.06 |
| 1152 | Sell | 09.07.2012 02:00:00 | 1.02111 | 0.14 | 09.07.2012 03:02:00 | 1.01976 | \$ 1819.47 |
| 835 | Sell | 10.07.2012 22:00:00 | 1.02261 | 0.22 | 11.07.2012 02:35:00 | 1.02256 | \$ -249.18 |
| 1156 | Buy | 10.07.2012 22:25:00 | 1.01821 | 0.14 | 11.07.2012 03:05:00 | 1.01883 | \$ 710.67 |
| 1155 | Buy | 10.07.2012 22:15:00 | 1.0185 | 0.14 | 11.07.2012 03:05:00 | 1.01887 | \$ 341.84 |
| 1154 | Buy | 10.07.2012 21:35:00 | 1.01868 | 0.14 | 11.07.2012 03:05:00 | 1.01885 | \$ 46.77 |
| 1153 | Buy | 10.07.2012 21:30:00 | 1.01906 | 0.14 | 11.07.2012 03:05:00 | 1.01882 | \$ -558.12 |
| 1158 | Buy | 11.07.2012 21:35:00 | 1.02196 | 0.14 | 11.07.2012 22:28:00 | 1.02226 | \$ 269.7 |
| 629 | Sell | 11.07.2012 21:30:00 | 0.98252 | 0.59 | 11.07.2012 22:50:00 | 0.98078 | \$ 11819.89 |
| 837 | Sell | 11.07.2012 21:35:00 | 1.02162 | 0.22 | 11.07.2012 22:50:00 | 1.02 | \$ 2576.39 |
| 836 | Sell | 11.07.2012 21:30:00 | 1.02128 | 0.22 | 11.07.2012 22:50:00 | 1.01988 | \$ 2189.61 |
| 1003 | Buy | 11.07.2012 22:00:00 | 97.338 | 0.98 | 11.07.2012 22:50:00 | 97.522 | \$ 17078.05 |
| 1002 | Buy | 11.07.2012 21:45:00 | 97.37 | 0.99 | 11.07.2012 22:50:00 | 97.526 | \$ 14480.13 |
| 1001 | Buy | 11.07.2012 21:35:00 | 97.39 | 1.0 | 11.07.2012 22:50:00 | 97.528 | \$ 12826.16 |
| 1035 | Buy | 11.07.2012 21:35:00 | 1.22193 | 0.81 | 11.07.2012 22:50:00 | 1.22438 | \$ 20911.67 |
| 1034 | Buy | 11.07.2012 21:30:00 | 1.22209 | 0.82 | 11.07.2012 22:50:00 | 1.22431 | \$ 19182.46 |
| 1157 | Buy | 11.07.2012 21:30:00 | 1.02249 | 0.14 | 11.07.2012 22:50:00 | 1.02463 | \$ 2984.33 |
| 1034 | Buy | 11.07.2012 22:00:00 | 1.54874 | 0.72 | 11.07.2012 22:55:00 | 1.5504 | \$ 12594.42 |
| 1033 | Buy | 11.07.2012 21:35:00 | 1.54894 | 0.73 | 11.07.2012 22:55:00 | 1.55039 | \$ 11153.95 |
| 1032 | Buy | 11.07.2012 21:30:00 | 1.54987 | 0.73 | 11.07.2012 22:55:00 | 1.55042 | \$ 4230.81 |
| 1038 | Sell | 12.07.2012 22:40:00 | 1.54332 | 0.72 | 12.07.2012 23:35:00 | 1.54255 | \$ 5844.65 |
| 1037 | Sell | 12.07.2012 22:35:00 | 1.54317 | 0.73 | 12.07.2012 23:35:00 | 1.54266 | \$ 3924.9 |
| 1036 | Sell | 12.07.2012 22:25:00 | 1.5431 | 0.74 | 12.07.2012 23:35:00 | 1.5426 | \$ 3900.65 |
| 1035 | Sell | 12.07.2012 22:00:00 | 1.54296 | 0.74 | 12.07.2012 23:35:00 | 1.54267 | \$ 2262.37 |
| 841 | Buy | 12.07.2012 22:00:00 | 1.01855 | 0.22 | 13.07.2012 00:00:00 | 1.01892 | \$ 316.58 |
| 840 | Buy | 12.07.2012 21:45:00 | 1.0186 | 0.22 | 13.07.2012 00:00:00 | 1.01894 | \$ 263.87 |
| 839 | Buy | 12.07.2012 21:40:00 | 1.01907 | 0.22 | 13.07.2012 00:00:00 | 1.01899 | \$ -474.13 |
| 838 | Buy | 12.07.2012 21:35:00 | 1.01934 | 0.22 | 13.07.2012 00:00:00 | 1.01892 | \$ -1071.56 |
| 1160 | Sell | 12.07.2012 22:45:00 | 1.01485 | 0.14 | 13.07.2012 00:20:00 | 1.01315 | \$ 2309.31 |
| 1159 | Sell | 12.07.2012 22:25:00 | 1.01442 | 0.14 | 13.07.2012 00:20:00 | 1.01308 | \$ 1778.01 |
| 630 | Buy | 16.07.2012 21:30:00 | 0.97793 | 0.6 | 16.07.2012 23:35:00 | 0.9786 | \$ 4624.2 |
| 1036 | Sell | 16.07.2012 21:25:00 | 1.22854 | 0.84 | 16.07.2012 23:35:00 | 1.22719 | \$ 11954.96 |
| 1163 | Sell | 16.07.2012 22:20:00 | 1.02588 | 0.14 | 16.07.2012 23:35:00 | 1.02451 | \$ 1848.99 |
| 1162 | Sell | 16.07.2012 22:05:00 | 1.02551 | 0.14 | 16.07.2012 23:35:00 | 1.02448 | \$ 1347.21 |
| 1161 | Sell | 16.07.2012 21:30:00 | 1.02517 | 0.14 | 16.07.2012 23:35:00 | 1.02441 | \$ 948.72 |

| | | | | | | | |
|------|------|---------------------|---------|------|---------------------|---------|--------------|
| 1004 | Sell | 16.07.2012 21:25:00 | 96.813 | 1.02 | 16.07.2012 23:40:00 | 96.721 | \$ 8396.45 |
| 1039 | Buy | 17.07.2012 02:00:00 | 1.56276 | 0.75 | 17.07.2012 03:15:00 | 1.56338 | \$ 4899.93 |
| 634 | Buy | 17.07.2012 23:05:00 | 0.97752 | 0.59 | 18.07.2012 00:55:00 | 0.97782 | \$ 2024.62 |
| 633 | Buy | 17.07.2012 22:00:00 | 0.97778 | 0.59 | 18.07.2012 00:55:00 | 0.9779 | \$ 801.42 |
| 632 | Buy | 17.07.2012 21:35:00 | 0.97819 | 0.6 | 18.07.2012 00:55:00 | 0.97772 | \$ -3262.34 |
| 631 | Buy | 17.07.2012 21:25:00 | 0.97856 | 0.6 | 18.07.2012 00:55:00 | 0.97786 | \$ -4851.81 |
| 1043 | Sell | 17.07.2012 23:10:00 | 1.56554 | 0.73 | 18.07.2012 00:55:00 | 1.56426 | \$ 9608.43 |
| 1042 | Sell | 17.07.2012 23:05:00 | 1.56487 | 0.73 | 18.07.2012 00:55:00 | 1.56423 | \$ 4683.06 |
| 1041 | Sell | 17.07.2012 21:45:00 | 1.56459 | 0.74 | 18.07.2012 00:55:00 | 1.56427 | \$ 2250.8 |
| 1040 | Sell | 17.07.2012 21:25:00 | 1.56431 | 0.75 | 18.07.2012 00:55:00 | 1.56431 | \$ -248.94 |
| 1040 | Sell | 17.07.2012 23:05:00 | 1.22902 | 0.81 | 18.07.2012 06:45:00 | 1.22869 | \$ 2751.38 |
| 1039 | Sell | 17.07.2012 22:00:00 | 1.22878 | 0.82 | 18.07.2012 06:45:00 | 1.22868 | \$ 797.08 |
| 1038 | Sell | 17.07.2012 21:35:00 | 1.22785 | 0.83 | 18.07.2012 06:45:00 | 1.22862 | \$ -6805.8 |
| 1037 | Sell | 17.07.2012 21:25:00 | 1.22753 | 0.84 | 18.07.2012 06:45:00 | 1.22858 | \$ -9367.34 |
| 1041 | Sell | 18.07.2012 23:00:00 | 1.22817 | 0.84 | 19.07.2012 01:10:00 | 1.22764 | \$ 4486.32 |
| 1005 | Sell | 18.07.2012 23:00:00 | 96.768 | 1.02 | 19.07.2012 01:50:00 | 96.722 | \$ 3022.47 |
| 1006 | Sell | 20.07.2012 02:30:00 | 96.678 | 1.03 | 20.07.2012 03:50:00 | 96.508 | \$ 16514.27 |
| 1045 | Sell | 23.07.2012 22:45:00 | 1.55294 | 0.74 | 23.07.2012 23:55:00 | 1.55152 | \$ 11077.85 |
| 1044 | Sell | 23.07.2012 22:30:00 | 1.55268 | 0.75 | 23.07.2012 23:55:00 | 1.55144 | \$ 9804.34 |
| 1166 | Sell | 23.07.2012 22:50:00 | 1.02847 | 0.14 | 23.07.2012 23:55:00 | 1.02606 | \$ 3383.86 |
| 1165 | Sell | 23.07.2012 22:35:00 | 1.02818 | 0.14 | 23.07.2012 23:55:00 | 1.02615 | \$ 2823.04 |
| 1164 | Sell | 23.07.2012 22:30:00 | 1.02807 | 0.14 | 23.07.2012 23:55:00 | 1.02608 | \$ 2764.0 |
| 1010 | Buy | 24.07.2012 00:40:00 | 94.934 | 1.02 | 24.07.2012 03:05:00 | 94.971 | \$ 2805.78 |
| 1009 | Buy | 24.07.2012 00:35:00 | 94.94 | 1.03 | 24.07.2012 03:05:00 | 94.975 | \$ 2627.13 |
| 1008 | Buy | 24.07.2012 00:30:00 | 94.966 | 1.04 | 24.07.2012 03:05:00 | 94.96 | \$ -1611.63 |
| 1007 | Buy | 24.07.2012 00:00:00 | 94.979 | 1.05 | 24.07.2012 03:05:00 | 94.959 | \$ -3097.22 |
| 1046 | Buy | 24.07.2012 21:30:00 | 1.54898 | 0.76 | 24.07.2012 22:00:00 | 1.55057 | \$ 12733.52 |
| 1167 | Buy | 24.07.2012 21:30:00 | 1.02175 | 0.15 | 24.07.2012 22:30:00 | 1.02347 | \$ 2533.59 |
| 1042 | Sell | 24.07.2012 23:00:00 | 1.20707 | 0.86 | 25.07.2012 01:10:00 | 1.2057 | \$ 12350.26 |
| 1168 | Sell | 24.07.2012 23:00:00 | 1.02505 | 0.15 | 25.07.2012 01:15:00 | 1.02174 | \$ 5020.09 |
| 842 | Buy | 24.07.2012 23:00:00 | 1.02041 | 0.23 | 25.07.2012 01:20:00 | 1.02237 | \$ 3251.82 |
| 1048 | Sell | 25.07.2012 21:45:00 | 1.55148 | 0.75 | 25.07.2012 22:35:00 | 1.54978 | \$ 13441.43 |
| 1047 | Sell | 25.07.2012 21:25:00 | 1.55138 | 0.76 | 25.07.2012 22:35:00 | 1.54984 | \$ 12338.7 |
| 1011 | Buy | 26.07.2012 02:30:00 | 94.823 | 1.05 | 26.07.2012 08:05:00 | 94.916 | \$ 8769.41 |
| 1043 | Buy | 26.07.2012 02:30:00 | 1.21407 | 0.86 | 26.07.2012 08:15:00 | 1.2148 | \$ 6615.44 |
| 1044 | Buy | 27.07.2012 00:55:00 | 1.22785 | 0.86 | 27.07.2012 01:30:00 | 1.22842 | \$ 5165.48 |
| 1013 | Buy | 26.07.2012 23:50:00 | 96.034 | 1.03 | 27.07.2012 02:10:00 | 96.084 | \$ 3694.33 |
| 1012 | Buy | 26.07.2012 22:00:00 | 96.063 | 1.04 | 27.07.2012 02:10:00 | 96.086 | \$ 921.92 |
| 635 | Sell | 27.07.2012 00:50:00 | 0.97794 | 0.61 | 27.07.2012 05:05:00 | 0.97799 | \$ -357.44 |
| 1045 | Buy | 27.07.2012 02:30:00 | 1.22773 | 0.86 | 27.07.2012 05:05:00 | 1.22809 | \$ 3262.41 |
| 1049 | Buy | 27.07.2012 00:05:00 | 1.56815 | 0.77 | 27.07.2012 05:45:00 | 1.56764 | \$ -4138.07 |
| 1014 | Buy | 30.07.2012 00:05:00 | 96.524 | 1.04 | 30.07.2012 02:10:00 | 96.643 | \$ 11372.26 |
| 1046 | Buy | 30.07.2012 01:05:00 | 1.22967 | 0.85 | 30.07.2012 03:05:00 | 1.22983 | \$ 1433.1 |
| 1050 | Sell | 30.07.2012 22:00:00 | 1.57059 | 0.76 | 31.07.2012 01:00:00 | 1.57035 | \$ 1670.66 |
| 1170 | Buy | 01.08.2012 00:40:00 | 1.04912 | 0.14 | 01.08.2012 03:55:00 | 1.04914 | \$ -143.4 |
| 1169 | Buy | 01.08.2012 00:30:00 | 1.04926 | 0.14 | 01.08.2012 03:55:00 | 1.04916 | \$ -320.44 |
| 1050 | Buy | 01.08.2012 21:55:00 | 1.22271 | 0.82 | 01.08.2012 22:14:00 | 1.22306 | \$ 3024.27 |
| 1173 | Buy | 01.08.2012 21:50:00 | 1.04585 | 0.14 | 01.08.2012 22:14:00 | 1.04609 | \$ 181.17 |
| 1174 | Buy | 01.08.2012 21:55:00 | 1.04532 | 0.14 | 01.08.2012 22:14:00 | 1.04624 | \$ 1184.41 |
| 1051 | Buy | 01.08.2012 22:15:00 | 1.22285 | 0.83 | 01.08.2012 22:37:00 | 1.22311 | \$ 2273.99 |
| 1172 | Buy | 01.08.2012 21:35:00 | 1.04632 | 0.14 | 01.08.2012 22:37:00 | 1.04676 | \$ 476.24 |
| 639 | Sell | 01.08.2012 21:55:00 | 0.98276 | 0.59 | 01.08.2012 22:41:00 | 0.98255 | \$ 1421.35 |
| 640 | Sell | 01.08.2012 22:50:00 | 0.98272 | 0.59 | 02.08.2012 00:45:00 | 0.98236 | \$ 1437.79 |
| 638 | Sell | 01.08.2012 21:50:00 | 0.98228 | 0.59 | 02.08.2012 00:45:00 | 0.98226 | \$ -873.0 |
| 637 | Sell | 01.08.2012 21:35:00 | 0.9819 | 0.6 | 02.08.2012 00:45:00 | 0.98223 | \$ -3306.87 |
| 636 | Sell | 01.08.2012 21:30:00 | 0.98058 | 0.61 | 02.08.2012 00:45:00 | 0.98236 | \$ -13550.86 |
| 1052 | Buy | 01.08.2012 22:50:00 | 1.22248 | 0.82 | 02.08.2012 00:45:00 | 1.22288 | \$ 2009.91 |
| 1049 | Buy | 01.08.2012 21:50:00 | 1.22332 | 0.84 | 02.08.2012 00:45:00 | 1.22294 | \$ -4845.24 |
| 1048 | Buy | 01.08.2012 21:35:00 | 1.22342 | 0.85 | 02.08.2012 00:45:00 | 1.22291 | \$ -6067.31 |
| 1047 | Buy | 01.08.2012 21:30:00 | 1.22533 | 0.86 | 02.08.2012 00:45:00 | 1.22287 | \$ -23810.08 |

| | | | | | | | |
|------|------|---------------------|---------|------|---------------------|---------|--------------|
| 1017 | Buy | 01.08.2012 23:25:00 | 95.846 | 1.03 | 02.08.2012 01:20:00 | 95.93 | \$ 6264.93 |
| 1016 | Buy | 01.08.2012 23:15:00 | 95.9 | 1.04 | 02.08.2012 01:20:00 | 95.945 | \$ 2269.32 |
| 1015 | Buy | 01.08.2012 23:05:00 | 95.912 | 1.05 | 02.08.2012 01:20:00 | 95.932 | \$ -334.01 |
| 846 | Sell | 01.08.2012 23:00:00 | 1.005 | 0.22 | 02.08.2012 01:25:00 | 1.00499 | \$ -450.23 |
| 845 | Sell | 01.08.2012 21:55:00 | 1.00488 | 0.22 | 02.08.2012 01:25:00 | 1.00492 | \$ -538.13 |
| 844 | Sell | 01.08.2012 21:35:00 | 1.00454 | 0.22 | 02.08.2012 01:25:00 | 1.00489 | \$ -1083.14 |
| 843 | Sell | 01.08.2012 21:30:00 | 1.00407 | 0.23 | 02.08.2012 01:25:00 | 1.00494 | \$ -2088.13 |
| 1175 | Buy | 01.08.2012 23:00:00 | 1.04565 | 0.14 | 02.08.2012 01:50:00 | 1.04631 | \$ 707.43 |
| 1171 | Buy | 01.08.2012 21:30:00 | 1.04759 | 0.14 | 02.08.2012 01:50:00 | 1.04628 | \$ -2199.0 |
| 641 | Buy | 02.08.2012 02:30:00 | 0.9813 | 0.6 | 02.08.2012 03:15:00 | 0.98254 | \$ 8563.32 |
| 1051 | Sell | 02.08.2012 02:30:00 | 1.5549 | 0.76 | 02.08.2012 03:15:00 | 1.55364 | \$ 10095.31 |
| 1053 | Sell | 02.08.2012 02:30:00 | 1.22427 | 0.85 | 02.08.2012 03:15:00 | 1.22236 | \$ 17115.43 |
| 1176 | Sell | 02.08.2012 02:30:00 | 1.04736 | 0.14 | 02.08.2012 03:15:00 | 1.04532 | \$ 2837.8 |
| 645 | Buy | 03.08.2012 00:10:00 | 0.98593 | 0.59 | 03.08.2012 03:05:00 | 0.98651 | \$ 3935.52 |
| 644 | Buy | 02.08.2012 23:15:00 | 0.98608 | 0.6 | 03.08.2012 03:05:00 | 0.98668 | \$ 4132.15 |
| 643 | Buy | 02.08.2012 23:10:00 | 0.98613 | 0.6 | 03.08.2012 03:05:00 | 0.98657 | \$ 3026.43 |
| 642 | Buy | 02.08.2012 22:40:00 | 0.98625 | 0.61 | 03.08.2012 03:05:00 | 0.98659 | \$ 2374.29 |
| 1019 | Sell | 03.08.2012 00:50:00 | 95.335 | 1.05 | 03.08.2012 03:05:00 | 95.178 | \$ 15483.96 |
| 1018 | Sell | 02.08.2012 22:05:00 | 95.311 | 1.06 | 03.08.2012 03:05:00 | 95.161 | \$ 14653.38 |
| 1057 | Sell | 03.08.2012 00:15:00 | 1.21829 | 0.84 | 03.08.2012 03:25:00 | 1.21705 | \$ 10980.86 |
| 1056 | Sell | 02.08.2012 23:15:00 | 1.21815 | 0.85 | 03.08.2012 03:25:00 | 1.2172 | \$ 8443.04 |
| 1055 | Sell | 02.08.2012 23:10:00 | 1.21804 | 0.85 | 03.08.2012 03:25:00 | 1.217 | \$ 9249.53 |
| 1054 | Sell | 02.08.2012 22:05:00 | 1.21795 | 0.86 | 03.08.2012 03:25:00 | 1.21711 | \$ 7545.08 |
| 1020 | Buy | 06.08.2012 00:00:00 | 97.444 | 1.05 | 06.08.2012 00:05:00 | 97.459 | \$ 551.9 |
| 1052 | Buy | 06.08.2012 00:05:00 | 1.56215 | 0.77 | 06.08.2012 00:34:00 | 1.5625 | \$ 2839.86 |
| 1053 | Buy | 06.08.2012 00:10:00 | 1.56172 | 0.76 | 06.08.2012 00:34:00 | 1.56241 | \$ 5525.87 |
| 647 | Sell | 06.08.2012 02:10:00 | 0.97028 | 0.6 | 06.08.2012 02:35:00 | 0.96815 | \$ 14715.76 |
| 646 | Sell | 06.08.2012 02:05:00 | 0.97005 | 0.61 | 06.08.2012 02:35:00 | 0.96807 | \$ 13907.0 |
| 1058 | Buy | 06.08.2012 02:10:00 | 1.23868 | 0.86 | 06.08.2012 02:35:00 | 1.2413 | \$ 23743.1 |
| 405 | Buy | 06.08.2012 00:00:00 | 78.599 | 0.32 | 06.08.2012 10:05:00 | 78.36 | \$ -8043.22 |
| 1059 | Buy | 07.08.2012 02:30:00 | 1.2386 | 0.87 | 07.08.2012 04:05:00 | 1.23932 | \$ 6600.69 |
| 1024 | Buy | 07.08.2012 22:40:00 | 97.538 | 1.02 | 08.08.2012 02:00:00 | 97.476 | \$ -7780.84 |
| 1023 | Buy | 07.08.2012 22:35:00 | 97.573 | 1.03 | 08.08.2012 02:00:00 | 97.469 | \$ -12183.53 |
| 1022 | Buy | 07.08.2012 22:00:00 | 97.588 | 1.04 | 08.08.2012 02:00:00 | 97.467 | \$ -14070.06 |
| 1021 | Buy | 07.08.2012 21:30:00 | 97.611 | 1.05 | 08.08.2012 02:00:00 | 97.471 | \$ -16200.53 |
| 1054 | Buy | 07.08.2012 21:30:00 | 1.56327 | 0.77 | 08.08.2012 07:30:00 | 1.56134 | \$ -15988.38 |
| 1060 | Buy | 07.08.2012 21:30:00 | 1.24064 | 0.87 | 08.08.2012 07:30:00 | 1.23943 | \$ -11604.36 |
| 1061 | Buy | 07.08.2012 23:00:00 | 1.23972 | 0.86 | 08.08.2012 09:05:00 | 1.23887 | \$ -8208.56 |
| 1055 | Buy | 07.08.2012 23:30:00 | 1.56234 | 0.76 | 08.08.2012 09:35:00 | 1.55896 | \$ -27393.06 |
| 1056 | Buy | 08.08.2012 00:00:00 | 1.56199 | 0.76 | 08.08.2012 10:05:00 | 1.55821 | \$ -30272.13 |
| 1057 | Buy | 08.08.2012 00:05:00 | 1.56166 | 0.75 | 08.08.2012 10:10:00 | 1.55831 | \$ -26475.47 |
| 1065 | Sell | 09.08.2012 23:35:00 | 1.23016 | 0.84 | 10.08.2012 01:40:00 | 1.23018 | \$ -246.15 |
| 1064 | Sell | 09.08.2012 23:20:00 | 1.22992 | 0.85 | 10.08.2012 01:40:00 | 1.23014 | \$ -2041.27 |
| 1063 | Sell | 09.08.2012 22:50:00 | 1.22967 | 0.86 | 10.08.2012 01:40:00 | 1.23017 | \$ -4603.86 |
| 1062 | Sell | 09.08.2012 22:00:00 | 1.2294 | 0.87 | 10.08.2012 01:40:00 | 1.23011 | \$ -6583.48 |
| 648 | Buy | 10.08.2012 00:00:00 | 0.97591 | 0.62 | 10.08.2012 01:45:00 | 0.97623 | \$ 2278.95 |
| 1060 | Sell | 09.08.2012 23:55:00 | 1.56396 | 0.73 | 10.08.2012 01:50:00 | 1.56315 | \$ 5991.36 |
| 1059 | Sell | 09.08.2012 23:30:00 | 1.56377 | 0.74 | 10.08.2012 01:50:00 | 1.5633 | \$ 3420.99 |
| 1058 | Sell | 09.08.2012 22:00:00 | 1.56341 | 0.74 | 10.08.2012 01:50:00 | 1.56319 | \$ 1470.67 |
| 1179 | Buy | 13.08.2012 00:55:00 | 1.05482 | 0.14 | 13.08.2012 01:45:00 | 1.05584 | \$ 1331.94 |
| 1178 | Buy | 13.08.2012 00:50:00 | 1.05535 | 0.14 | 13.08.2012 01:45:00 | 1.05588 | \$ 609.03 |
| 1177 | Buy | 13.08.2012 00:30:00 | 1.05558 | 0.14 | 13.08.2012 01:45:00 | 1.05592 | \$ 328.71 |
| 1062 | Buy | 13.08.2012 02:10:00 | 1.567 | 0.74 | 13.08.2012 04:50:00 | 1.56777 | \$ 6004.27 |
| 1061 | Buy | 13.08.2012 00:45:00 | 1.56722 | 0.75 | 13.08.2012 04:50:00 | 1.56764 | \$ 3319.32 |
| 1180 | Sell | 13.08.2012 23:30:00 | 1.05221 | 0.14 | 14.08.2012 02:35:00 | 1.05129 | \$ 1158.16 |
| 1025 | Sell | 16.08.2012 00:00:00 | 97.077 | 1.03 | 16.08.2012 09:10:00 | 97.31 | \$ -24998.89 |
| 1066 | Buy | 16.08.2012 23:00:00 | 1.23537 | 0.85 | 17.08.2012 02:20:00 | 1.23579 | \$ 3262.12 |
| 1068 | Sell | 20.08.2012 00:50:00 | 1.23402 | 0.84 | 20.08.2012 02:20:00 | 1.23334 | \$ 6021.76 |
| 1067 | Sell | 20.08.2012 00:35:00 | 1.23389 | 0.85 | 20.08.2012 02:20:00 | 1.23351 | \$ 3405.16 |
| 1181 | Sell | 20.08.2012 01:00:00 | 1.04306 | 0.14 | 20.08.2012 11:05:00 | 1.04593 | \$ -4408.57 |

| | | | | | | | |
|------|------|---------------------|---------|------|---------------------|---------|--------------|
| 1063 | Buy | 21.08.2012 22:30:00 | 1.57744 | 0.75 | 21.08.2012 23:30:00 | 1.57827 | \$ 6559.59 |
| 651 | Sell | 21.08.2012 22:10:00 | 0.96388 | 0.6 | 21.08.2012 23:35:00 | 0.96318 | \$ 4832.14 |
| 650 | Sell | 21.08.2012 22:05:00 | 0.96353 | 0.61 | 21.08.2012 23:35:00 | 0.96302 | \$ 3577.57 |
| 649 | Sell | 21.08.2012 22:00:00 | 0.96336 | 0.61 | 21.08.2012 23:35:00 | 0.96319 | \$ 1188.46 |
| 850 | Sell | 21.08.2012 21:45:00 | 0.98904 | 0.22 | 21.08.2012 23:40:00 | 0.98904 | \$ -271.71 |
| 849 | Sell | 21.08.2012 21:40:00 | 0.98886 | 0.22 | 21.08.2012 23:40:00 | 0.98895 | \$ -429.94 |
| 848 | Sell | 21.08.2012 21:30:00 | 0.98856 | 0.22 | 21.08.2012 23:40:00 | 0.98902 | \$ -1080.43 |
| 847 | Sell | 21.08.2012 21:25:00 | 0.98819 | 0.22 | 21.08.2012 23:40:00 | 0.98895 | \$ -1607.86 |
| 1029 | Buy | 21.08.2012 21:50:00 | 98.833 | 0.98 | 21.08.2012 23:40:00 | 98.832 | \$ -1066.48 |
| 1028 | Buy | 21.08.2012 21:45:00 | 98.849 | 0.99 | 21.08.2012 23:40:00 | 98.825 | \$ -3354.6 |
| 1027 | Buy | 21.08.2012 21:30:00 | 98.864 | 1.0 | 21.08.2012 23:40:00 | 98.838 | \$ -3588.6 |
| 1026 | Buy | 21.08.2012 21:25:00 | 98.902 | 1.01 | 21.08.2012 23:40:00 | 98.833 | \$ -7967.82 |
| 1072 | Buy | 21.08.2012 21:50:00 | 1.2467 | 0.82 | 21.08.2012 23:40:00 | 1.24688 | \$ 1555.33 |
| 1071 | Buy | 21.08.2012 21:45:00 | 1.24681 | 0.83 | 21.08.2012 23:40:00 | 1.24677 | \$ -349.84 |
| 1070 | Buy | 21.08.2012 21:40:00 | 1.24703 | 0.84 | 21.08.2012 23:40:00 | 1.24673 | \$ -2655.45 |
| 1069 | Buy | 21.08.2012 21:30:00 | 1.24713 | 0.85 | 21.08.2012 23:40:00 | 1.24674 | \$ -3493.18 |
| 1182 | Buy | 21.08.2012 22:30:00 | 1.04696 | 0.14 | 21.08.2012 23:45:00 | 1.04855 | \$ 2172.9 |
| 1186 | Sell | 22.08.2012 21:55:00 | 1.05095 | 0.14 | 22.08.2012 22:53:00 | 1.05057 | \$ 387.91 |
| 1074 | Sell | 22.08.2012 21:35:00 | 1.25327 | 0.84 | 22.08.2012 23:39:00 | 1.25248 | \$ 6995.87 |
| 653 | Buy | 22.08.2012 21:35:00 | 0.95815 | 0.61 | 22.08.2012 23:58:00 | 0.95872 | \$ 3998.68 |
| 407 | Buy | 22.08.2012 21:35:00 | 78.371 | 0.32 | 23.08.2012 00:10:00 | 78.619 | \$ 7372.78 |
| 406 | Buy | 22.08.2012 21:30:00 | 78.681 | 0.32 | 23.08.2012 00:10:00 | 78.621 | \$ -2483.22 |
| 851 | Buy | 22.08.2012 22:00:00 | 0.99087 | 0.22 | 23.08.2012 00:46:00 | 0.991 | \$ -228.83 |
| 1185 | Sell | 22.08.2012 21:40:00 | 1.05067 | 0.14 | 23.08.2012 01:45:00 | 1.04998 | \$ 765.31 |
| 1184 | Sell | 22.08.2012 21:35:00 | 1.05027 | 0.14 | 23.08.2012 01:45:00 | 1.05001 | \$ 130.7 |
| 1183 | Sell | 22.08.2012 21:30:00 | 1.04795 | 0.14 | 23.08.2012 01:45:00 | 1.05 | \$ -3278.49 |
| 652 | Buy | 22.08.2012 21:30:00 | 0.95924 | 0.62 | 23.08.2012 07:30:00 | 0.9576 | \$ -11743.32 |
| 1073 | Sell | 22.08.2012 21:30:00 | 1.25208 | 0.85 | 23.08.2012 07:35:00 | 1.25417 | \$ -18937.97 |
| 852 | Sell | 28.08.2012 21:40:00 | 0.98795 | 0.22 | 29.08.2012 02:30:00 | 0.98807 | \$ -548.05 |
| 1187 | Sell | 30.08.2012 22:30:00 | 1.03074 | 0.15 | 30.08.2012 23:00:00 | 1.02951 | \$ 1759.68 |
| 1032 | Sell | 30.08.2012 22:15:00 | 98.375 | 0.99 | 30.08.2012 23:40:00 | 98.331 | \$ 3382.12 |
| 1031 | Sell | 30.08.2012 22:10:00 | 98.348 | 1.0 | 30.08.2012 23:40:00 | 98.333 | \$ 516.44 |
| 1030 | Sell | 30.08.2012 22:00:00 | 98.339 | 1.0 | 30.08.2012 23:40:00 | 98.327 | \$ 216.51 |
| 1064 | Buy | 03.09.2012 00:00:00 | 1.58779 | 0.75 | 03.09.2012 05:45:00 | 1.58653 | \$ -9957.93 |
| 1188 | Buy | 03.09.2012 00:30:00 | 1.02898 | 0.15 | 03.09.2012 07:30:00 | 1.02686 | \$ -3536.41 |
| 1191 | Buy | 06.09.2012 22:50:00 | 1.02794 | 0.14 | 07.09.2012 01:35:00 | 1.02865 | \$ 843.46 |
| 1190 | Buy | 06.09.2012 22:45:00 | 1.02809 | 0.15 | 07.09.2012 01:35:00 | 1.02875 | \$ 824.67 |
| 1189 | Buy | 06.09.2012 22:30:00 | 1.02829 | 0.15 | 07.09.2012 01:35:00 | 1.02875 | \$ 508.53 |
| 1035 | Buy | 07.09.2012 00:00:00 | 99.599 | 0.98 | 07.09.2012 01:55:00 | 99.679 | \$ 6863.92 |
| 1034 | Buy | 06.09.2012 23:50:00 | 99.616 | 0.99 | 07.09.2012 01:55:00 | 99.681 | \$ 5000.37 |
| 1033 | Buy | 06.09.2012 23:30:00 | 99.639 | 0.99 | 07.09.2012 01:55:00 | 99.695 | \$ 4109.08 |
| 853 | Sell | 07.09.2012 02:00:00 | 0.98329 | 0.22 | 07.09.2012 05:15:00 | 0.98265 | \$ 853.46 |
| 1193 | Buy | 10.09.2012 00:40:00 | 1.03627 | 0.15 | 10.09.2012 01:42:00 | 1.03702 | \$ 1000.28 |
| 1194 | Buy | 10.09.2012 02:25:00 | 1.03626 | 0.15 | 10.09.2012 04:35:00 | 1.03694 | \$ 889.64 |
| 1192 | Buy | 10.09.2012 00:01:00 | 1.03699 | 0.15 | 10.09.2012 04:35:00 | 1.03709 | \$ -27.18 |
| 1036 | Buy | 10.09.2012 02:30:00 | 100.05 | 0.99 | 10.09.2012 04:45:00 | 100.094 | \$ 3365.52 |
| 1078 | Buy | 10.09.2012 01:50:00 | 1.27986 | 0.81 | 10.09.2012 05:25:00 | 1.27953 | \$ -2816.68 |
| 1077 | Buy | 10.09.2012 01:45:00 | 1.28027 | 0.82 | 10.09.2012 05:25:00 | 1.27942 | \$ -7344.63 |
| 1076 | Buy | 10.09.2012 01:40:00 | 1.28029 | 0.82 | 10.09.2012 05:25:00 | 1.27941 | \$ -7603.86 |
| 1075 | Buy | 10.09.2012 01:30:00 | 1.28039 | 0.83 | 10.09.2012 05:25:00 | 1.27951 | \$ -7696.59 |
| 657 | Sell | 10.09.2012 02:20:00 | 0.94577 | 0.6 | 10.09.2012 05:30:00 | 0.94503 | \$ 5108.61 |
| 656 | Sell | 10.09.2012 02:15:00 | 0.94551 | 0.61 | 10.09.2012 05:30:00 | 0.94514 | \$ 2593.82 |
| 655 | Sell | 10.09.2012 02:10:00 | 0.94522 | 0.61 | 10.09.2012 05:30:00 | 0.94504 | \$ 1258.72 |
| 654 | Sell | 10.09.2012 02:00:00 | 0.94483 | 0.62 | 10.09.2012 05:30:00 | 0.94517 | \$ -2434.48 |
| 1037 | Buy | 10.09.2012 23:00:00 | 99.84 | 1.0 | 11.09.2012 01:25:00 | 99.877 | \$ 2248.61 |
| 1198 | Buy | 11.09.2012 23:20:00 | 1.04298 | 0.14 | 12.09.2012 03:25:00 | 1.04341 | \$ 430.36 |
| 1197 | Buy | 11.09.2012 23:15:00 | 1.04338 | 0.15 | 12.09.2012 03:25:00 | 1.04348 | \$ -60.54 |
| 1196 | Buy | 11.09.2012 22:40:00 | 1.04353 | 0.15 | 12.09.2012 03:25:00 | 1.04342 | \$ -392.49 |
| 1195 | Buy | 11.09.2012 22:00:00 | 1.04367 | 0.15 | 12.09.2012 03:25:00 | 1.04354 | \$ -424.11 |
| 854 | Buy | 13.09.2012 21:25:00 | 0.96783 | 0.23 | 13.09.2012 22:10:00 | 0.96881 | \$ 1516.21 |

| | | | | | | | |
|------|------|---------------------|---------|------|---------------------|---------|--------------|
| 1199 | Sell | 13.09.2012 21:25:00 | 1.05522 | 0.14 | 14.09.2012 00:10:00 | 1.05493 | \$ 228.38 |
| 1200 | Sell | 13.09.2012 21:30:00 | 1.05571 | 0.14 | 14.09.2012 00:10:00 | 1.05482 | \$ 1113.88 |
| 1068 | Sell | 13.09.2012 21:40:00 | 1.61652 | 0.73 | 14.09.2012 00:25:00 | 1.61474 | \$ 13456.36 |
| 1067 | Sell | 13.09.2012 21:35:00 | 1.61625 | 0.74 | 14.09.2012 00:25:00 | 1.61463 | \$ 12392.49 |
| 1066 | Sell | 13.09.2012 21:30:00 | 1.61584 | 0.74 | 14.09.2012 00:25:00 | 1.61462 | \$ 9271.96 |
| 1065 | Sell | 13.09.2012 21:25:00 | 1.61521 | 0.75 | 14.09.2012 00:25:00 | 1.61467 | \$ 4020.69 |
| 245 | Sell | 13.09.2012 21:25:00 | 0.80428 | 0.24 | 14.09.2012 03:05:00 | 0.80415 | \$ 92.76 |
| 1038 | Sell | 13.09.2012 21:25:00 | 100.667 | 0.99 | 14.09.2012 07:25:00 | 101.163 | \$ -50321.35 |
| 658 | Buy | 13.09.2012 21:30:00 | 0.93572 | 0.63 | 14.09.2012 07:30:00 | 0.93396 | \$ -12786.07 |
| 659 | Buy | 13.09.2012 21:35:00 | 0.93547 | 0.62 | 14.09.2012 07:40:00 | 0.93358 | \$ -13511.45 |
| 660 | Buy | 13.09.2012 21:50:00 | 0.93499 | 0.62 | 14.09.2012 07:55:00 | 0.93384 | \$ -8227.04 |
| 1040 | Sell | 14.09.2012 02:00:00 | 100.868 | 0.96 | 14.09.2012 08:35:00 | 101.068 | \$ -20168.41 |
| 1039 | Sell | 13.09.2012 23:00:00 | 100.693 | 0.98 | 14.09.2012 08:35:00 | 101.065 | \$ -37661.45 |
| 661 | Buy | 13.09.2012 23:00:00 | 0.9347 | 0.61 | 14.09.2012 08:45:00 | 0.93495 | \$ 1741.95 |
| 1080 | Buy | 17.09.2012 01:40:00 | 1.31107 | 0.79 | 17.09.2012 03:55:00 | 1.31164 | \$ 4745.04 |
| 1079 | Buy | 17.09.2012 01:30:00 | 1.3114 | 0.8 | 17.09.2012 03:55:00 | 1.31147 | \$ 590.1 |
| 1044 | Buy | 17.09.2012 02:10:00 | 102.692 | 0.91 | 17.09.2012 04:15:00 | 102.78 | \$ 7073.52 |
| 1043 | Buy | 17.09.2012 01:45:00 | 102.719 | 0.92 | 17.09.2012 04:15:00 | 102.778 | \$ 4482.92 |
| 1042 | Buy | 17.09.2012 01:40:00 | 102.742 | 0.93 | 17.09.2012 04:15:00 | 102.796 | \$ 4066.43 |
| 1041 | Buy | 17.09.2012 00:30:00 | 102.776 | 0.93 | 17.09.2012 04:15:00 | 102.79 | \$ 346.22 |
| 1069 | Buy | 17.09.2012 00:00:00 | 1.62198 | 0.76 | 17.09.2012 04:15:00 | 1.62245 | \$ 3764.0 |
| 1081 | Buy | 17.09.2012 22:30:00 | 1.30951 | 0.8 | 18.09.2012 01:40:00 | 1.31179 | \$ 18750.03 |
| 1071 | Buy | 17.09.2012 21:35:00 | 1.62379 | 0.75 | 18.09.2012 02:41:00 | 1.62403 | \$ 1576.69 |
| 1072 | Buy | 17.09.2012 22:15:00 | 1.62354 | 0.75 | 18.09.2012 02:41:00 | 1.62407 | \$ 3868.6 |
| 1073 | Buy | 17.09.2012 22:30:00 | 1.62329 | 0.74 | 18.09.2012 02:41:00 | 1.62409 | \$ 5922.41 |
| 1045 | Buy | 17.09.2012 22:20:00 | 103.077 | 0.94 | 18.09.2012 02:57:00 | 103.147 | \$ 5185.22 |
| 1070 | Buy | 17.09.2012 21:30:00 | 1.62437 | 0.76 | 18.09.2012 05:00:00 | 1.62487 | \$ 3679.92 |
| 409 | Sell | 18.09.2012 21:45:00 | 78.868 | 0.32 | 18.09.2012 23:15:00 | 78.789 | \$ 2132.78 |
| 408 | Sell | 18.09.2012 21:30:00 | 78.809 | 0.32 | 18.09.2012 23:15:00 | 78.785 | \$ 372.78 |
| 1049 | Sell | 18.09.2012 22:15:00 | 102.829 | 0.91 | 19.09.2012 01:10:00 | 102.758 | \$ 5322.31 |
| 1048 | Sell | 18.09.2012 21:50:00 | 102.807 | 0.92 | 19.09.2012 01:10:00 | 102.751 | \$ 4000.92 |
| 1047 | Sell | 18.09.2012 21:45:00 | 102.791 | 0.93 | 19.09.2012 01:10:00 | 102.738 | \$ 3765.67 |
| 1046 | Sell | 18.09.2012 21:30:00 | 102.719 | 0.94 | 19.09.2012 01:10:00 | 102.758 | \$ -4841.11 |
| 662 | Buy | 20.09.2012 22:00:00 | 0.93273 | 0.61 | 20.09.2012 23:45:00 | 0.93318 | \$ 3155.56 |
| 1204 | Sell | 20.09.2012 22:00:00 | 1.04422 | 0.14 | 21.09.2012 00:15:00 | 1.04305 | \$ 1527.12 |
| 1203 | Sell | 20.09.2012 21:40:00 | 1.04402 | 0.14 | 21.09.2012 00:15:00 | 1.04309 | \$ 1172.92 |
| 1202 | Sell | 20.09.2012 21:35:00 | 1.0435 | 0.14 | 21.09.2012 00:15:00 | 1.04307 | \$ 435.0 |
| 1201 | Sell | 20.09.2012 21:30:00 | 1.04309 | 0.14 | 21.09.2012 00:15:00 | 1.043 | \$ -66.78 |
| 1052 | Sell | 20.09.2012 22:25:00 | 101.559 | 0.94 | 21.09.2012 00:25:00 | 101.446 | \$ 9457.72 |
| 1051 | Sell | 20.09.2012 22:15:00 | 101.518 | 0.95 | 21.09.2012 00:25:00 | 101.446 | \$ 5663.64 |
| 1050 | Sell | 20.09.2012 21:30:00 | 101.507 | 0.96 | 21.09.2012 00:25:00 | 101.437 | \$ 5531.38 |
| 1075 | Sell | 20.09.2012 22:30:00 | 1.62158 | 0.76 | 21.09.2012 04:05:00 | 1.62126 | \$ 2311.62 |
| 1074 | Sell | 20.09.2012 22:00:00 | 1.62147 | 0.76 | 21.09.2012 04:05:00 | 1.62127 | \$ 1350.17 |
| 1085 | Sell | 20.09.2012 21:40:00 | 1.29658 | 0.79 | 21.09.2012 04:05:00 | 1.29646 | \$ 934.48 |
| 1084 | Sell | 20.09.2012 21:35:00 | 1.29638 | 0.8 | 21.09.2012 04:05:00 | 1.29652 | \$ -1246.49 |
| 1083 | Sell | 20.09.2012 21:30:00 | 1.29612 | 0.81 | 21.09.2012 04:05:00 | 1.29657 | \$ -3909.24 |
| 1082 | Sell | 20.09.2012 21:25:00 | 1.29572 | 0.82 | 21.09.2012 04:05:00 | 1.29648 | \$ -6637.36 |
| 856 | Buy | 20.09.2012 22:10:00 | 0.97641 | 0.22 | 21.09.2012 06:25:00 | 0.97518 | \$ -2494.84 |
| 855 | Buy | 20.09.2012 22:00:00 | 0.97655 | 0.23 | 21.09.2012 06:25:00 | 0.97513 | \$ -2957.28 |
| 1076 | Buy | 24.09.2012 00:00:00 | 1.6235 | 0.76 | 24.09.2012 06:20:00 | 1.62129 | \$ -17698.78 |
| 1205 | Sell | 24.09.2012 22:00:00 | 1.0431 | 0.15 | 24.09.2012 23:08:00 | 1.04272 | \$ 415.62 |
| 1080 | Sell | 24.09.2012 22:00:00 | 1.62326 | 0.73 | 25.09.2012 02:51:00 | 1.62257 | \$ 5067.86 |
| 1054 | Sell | 24.09.2012 22:00:00 | 100.693 | 0.96 | 25.09.2012 06:35:00 | 100.71 | \$ -2812.7 |
| 1053 | Sell | 24.09.2012 21:30:00 | 100.662 | 0.97 | 25.09.2012 06:35:00 | 100.717 | \$ -6527.8 |
| 1088 | Sell | 24.09.2012 22:00:00 | 1.29351 | 0.8 | 25.09.2012 06:40:00 | 1.29366 | \$ -1330.82 |
| 1087 | Sell | 24.09.2012 21:55:00 | 1.29339 | 0.81 | 25.09.2012 06:40:00 | 1.29373 | \$ -2969.92 |
| 1086 | Sell | 24.09.2012 21:30:00 | 1.29244 | 0.82 | 25.09.2012 06:40:00 | 1.29371 | \$ -11046.15 |
| 663 | Buy | 24.09.2012 22:00:00 | 0.93559 | 0.62 | 25.09.2012 07:10:00 | 0.93537 | \$ -1585.81 |
| 1077 | Sell | 24.09.2012 21:30:00 | 1.62109 | 0.76 | 25.09.2012 07:30:00 | 1.62273 | \$ -13392.18 |
| 1078 | Sell | 24.09.2012 21:40:00 | 1.62125 | 0.75 | 25.09.2012 07:40:00 | 1.62247 | \$ -9895.14 |

| | | | | | | | |
|------|------|---------------------|---------|------|---------------------|---------|--------------|
| 1079 | Sell | 24.09.2012 21:55:00 | 1.62171 | 0.75 | 25.09.2012 07:55:00 | 1.62261 | \$ -7364.99 |
| 1058 | Buy | 25.09.2012 22:20:00 | 100.393 | 0.94 | 26.09.2012 00:55:00 | 100.422 | \$ 1356.53 |
| 1057 | Buy | 25.09.2012 22:10:00 | 100.414 | 0.95 | 26.09.2012 00:55:00 | 100.413 | \$ -1479.22 |
| 1056 | Buy | 25.09.2012 22:05:00 | 100.508 | 0.96 | 26.09.2012 00:55:00 | 100.427 | \$ -9175.64 |
| 1055 | Buy | 25.09.2012 22:00:00 | 100.54 | 0.97 | 26.09.2012 00:55:00 | 100.424 | \$ -12666.6 |
| 1092 | Buy | 25.09.2012 22:15:00 | 1.29102 | 0.79 | 26.09.2012 00:55:00 | 1.29079 | \$ -2379.16 |
| 1091 | Buy | 25.09.2012 22:10:00 | 1.29128 | 0.8 | 26.09.2012 00:55:00 | 1.2907 | \$ -5359.77 |
| 1090 | Buy | 25.09.2012 22:05:00 | 1.29197 | 0.81 | 26.09.2012 00:55:00 | 1.29068 | \$ -11486.88 |
| 1089 | Buy | 25.09.2012 21:30:00 | 1.29265 | 0.82 | 26.09.2012 00:55:00 | 1.29062 | \$ -18022.86 |
| 667 | Sell | 25.09.2012 23:15:00 | 0.93793 | 0.6 | 26.09.2012 03:05:00 | 0.93729 | \$ 4077.42 |
| 666 | Sell | 25.09.2012 23:00:00 | 0.93769 | 0.6 | 26.09.2012 03:05:00 | 0.93744 | \$ 1381.89 |
| 665 | Sell | 25.09.2012 21:35:00 | 0.93637 | 0.61 | 26.09.2012 03:05:00 | 0.93734 | \$ -7167.79 |
| 664 | Sell | 25.09.2012 21:30:00 | 0.93615 | 0.61 | 26.09.2012 03:05:00 | 0.93744 | \$ -9416.37 |
| 1084 | Buy | 25.09.2012 22:45:00 | 1.61948 | 0.73 | 26.09.2012 03:40:00 | 1.61959 | \$ 534.63 |
| 1083 | Buy | 25.09.2012 22:30:00 | 1.61991 | 0.74 | 26.09.2012 03:40:00 | 1.61947 | \$ -3746.8 |
| 1082 | Buy | 25.09.2012 21:35:00 | 1.62113 | 0.75 | 26.09.2012 03:40:00 | 1.61946 | \$ -13518.28 |
| 1081 | Buy | 25.09.2012 21:30:00 | 1.62123 | 0.75 | 26.09.2012 03:40:00 | 1.6195 | \$ -13992.46 |
| 860 | Sell | 25.09.2012 23:00:00 | 0.98065 | 0.22 | 26.09.2012 03:50:00 | 0.98089 | \$ -759.02 |
| 859 | Sell | 25.09.2012 22:15:00 | 0.98044 | 0.22 | 26.09.2012 03:50:00 | 0.98077 | \$ -917.25 |
| 858 | Sell | 25.09.2012 22:10:00 | 0.98018 | 0.22 | 26.09.2012 03:50:00 | 0.98094 | \$ -1673.22 |
| 857 | Sell | 25.09.2012 22:00:00 | 0.9798 | 0.23 | 26.09.2012 03:50:00 | 0.98091 | \$ -2392.58 |
| 1209 | Buy | 25.09.2012 22:15:00 | 1.03942 | 0.15 | 26.09.2012 04:30:00 | 1.03748 | \$ -3285.23 |
| 1208 | Buy | 25.09.2012 22:05:00 | 1.03958 | 0.15 | 26.09.2012 04:30:00 | 1.03762 | \$ -3316.84 |
| 1207 | Buy | 25.09.2012 21:50:00 | 1.04056 | 0.15 | 26.09.2012 04:30:00 | 1.03749 | \$ -5071.45 |
| 1206 | Buy | 25.09.2012 21:25:00 | 1.04069 | 0.15 | 26.09.2012 04:30:00 | 1.03763 | \$ -5055.64 |
| 1093 | Sell | 27.09.2012 00:00:00 | 1.28732 | 0.81 | 27.09.2012 10:05:00 | 1.28855 | \$ -10503.29 |
| 1095 | Sell | 27.09.2012 21:30:00 | 1.29218 | 0.8 | 28.09.2012 02:00:00 | 1.29096 | \$ 10223.53 |
| 1094 | Sell | 27.09.2012 21:25:00 | 1.29201 | 0.8 | 28.09.2012 02:00:00 | 1.29099 | \$ 8536.77 |
| 1096 | Sell | 01.10.2012 00:00:00 | 1.28445 | 0.81 | 01.10.2012 01:40:00 | 1.2838 | \$ 5550.52 |
| 1085 | Sell | 01.10.2012 00:00:00 | 1.61448 | 0.75 | 01.10.2012 02:15:00 | 1.6125 | \$ 15655.32 |
| 1059 | Buy | 01.10.2012 02:30:00 | 99.903 | 0.97 | 01.10.2012 08:20:00 | 99.882 | \$ -3005.94 |
| 1100 | Buy | 01.10.2012 22:15:00 | 1.28813 | 0.79 | 01.10.2012 23:10:00 | 1.28923 | \$ 9157.09 |
| 1099 | Buy | 01.10.2012 21:45:00 | 1.28837 | 0.79 | 01.10.2012 23:10:00 | 1.28926 | \$ 7408.92 |
| 1098 | Buy | 01.10.2012 21:40:00 | 1.28864 | 0.8 | 01.10.2012 23:10:00 | 1.2891 | \$ 3877.8 |
| 1097 | Buy | 01.10.2012 21:30:00 | 1.28885 | 0.81 | 01.10.2012 23:10:00 | 1.28911 | \$ 2219.2 |
| 1210 | Buy | 01.10.2012 22:30:00 | 1.03593 | 0.14 | 01.10.2012 23:45:00 | 1.03608 | \$ 48.4 |
| 1061 | Buy | 01.10.2012 22:25:00 | 100.455 | 0.95 | 02.10.2012 01:25:00 | 100.547 | \$ 7355.3 |
| 1060 | Buy | 01.10.2012 21:50:00 | 100.519 | 0.96 | 02.10.2012 01:25:00 | 100.547 | \$ 1288.14 |
| 1087 | Buy | 02.10.2012 23:00:00 | 1.61361 | 0.74 | 03.10.2012 02:00:00 | 1.6133 | \$ -2733.09 |
| 1086 | Buy | 02.10.2012 22:00:00 | 1.61402 | 0.75 | 03.10.2012 02:00:00 | 1.61313 | \$ -7353.84 |
| 1104 | Buy | 02.10.2012 21:55:00 | 1.292 | 0.79 | 03.10.2012 02:00:00 | 1.29181 | \$ -2046.17 |
| 1103 | Buy | 02.10.2012 21:50:00 | 1.29216 | 0.8 | 03.10.2012 02:00:00 | 1.29179 | \$ -3589.47 |
| 1102 | Buy | 02.10.2012 21:30:00 | 1.29248 | 0.81 | 03.10.2012 02:00:00 | 1.29176 | \$ -6621.72 |
| 1101 | Buy | 02.10.2012 21:25:00 | 1.29263 | 0.81 | 03.10.2012 02:00:00 | 1.29184 | \$ -7219.2 |
| 668 | Sell | 02.10.2012 22:00:00 | 0.93641 | 0.61 | 03.10.2012 08:05:00 | 0.93759 | \$ -8643.42 |
| 1091 | Sell | 04.10.2012 02:15:00 | 1.60982 | 0.73 | 04.10.2012 03:40:00 | 1.60926 | \$ 4309.69 |
| 1090 | Sell | 04.10.2012 02:10:00 | 1.6097 | 0.73 | 04.10.2012 03:40:00 | 1.60924 | \$ 3540.11 |
| 1089 | Sell | 04.10.2012 02:05:00 | 1.60946 | 0.74 | 04.10.2012 03:40:00 | 1.60912 | \$ 2652.45 |
| 1088 | Sell | 04.10.2012 02:00:00 | 1.60919 | 0.75 | 04.10.2012 03:40:00 | 1.60911 | \$ 632.54 |
| 1213 | Sell | 04.10.2012 02:25:00 | 1.02333 | 0.15 | 04.10.2012 04:30:00 | 1.02106 | \$ 3404.19 |
| 1212 | Sell | 04.10.2012 02:10:00 | 1.02311 | 0.15 | 04.10.2012 04:30:00 | 1.02115 | \$ 2914.0 |
| 1211 | Sell | 04.10.2012 02:00:00 | 1.02298 | 0.15 | 04.10.2012 04:30:00 | 1.0211 | \$ 2787.5 |
| 1092 | Buy | 05.10.2012 02:30:00 | 1.61859 | 0.75 | 05.10.2012 04:45:00 | 1.61927 | \$ 5374.13 |
| 1105 | Buy | 08.10.2012 01:30:00 | 1.30135 | 0.8 | 08.10.2012 11:35:00 | 1.29607 | \$ -44510.4 |
| 1094 | Sell | 08.10.2012 21:35:00 | 1.60344 | 0.75 | 08.10.2012 23:00:00 | 1.60279 | \$ 5139.37 |
| 1093 | Sell | 08.10.2012 21:30:00 | 1.6034 | 0.75 | 08.10.2012 23:00:00 | 1.60263 | \$ 6088.18 |
| 1065 | Sell | 08.10.2012 22:15:00 | 101.634 | 0.93 | 08.10.2012 23:25:00 | 101.542 | \$ 7610.86 |
| 1064 | Sell | 08.10.2012 22:05:00 | 101.583 | 0.94 | 08.10.2012 23:25:00 | 101.536 | \$ 3463.04 |
| 1063 | Sell | 08.10.2012 21:50:00 | 101.569 | 0.95 | 08.10.2012 23:25:00 | 101.537 | \$ 2075.04 |
| 1062 | Sell | 08.10.2012 21:25:00 | 101.558 | 0.95 | 08.10.2012 23:25:00 | 101.527 | \$ 1980.26 |

| | | | | | | | |
|------|------|---------------------|---------|------|---------------------|---------|--------------|
| 1217 | Buy | 09.10.2012 00:00:00 | 1.01901 | 0.15 | 09.10.2012 01:20:00 | 1.01977 | \$ 1016.09 |
| 1216 | Buy | 08.10.2012 23:15:00 | 1.01922 | 0.15 | 09.10.2012 01:20:00 | 1.0196 | \$ 382.07 |
| 1215 | Buy | 08.10.2012 23:10:00 | 1.01932 | 0.15 | 09.10.2012 01:20:00 | 1.01961 | \$ 239.81 |
| 1214 | Buy | 08.10.2012 23:00:00 | 1.01952 | 0.15 | 09.10.2012 01:20:00 | 1.01974 | \$ 129.15 |
| 1106 | Sell | 09.10.2012 22:00:00 | 1.28839 | 0.79 | 09.10.2012 23:22:00 | 1.28799 | \$ 3331.37 |
| 1221 | Sell | 09.10.2012 22:00:00 | 1.02129 | 0.15 | 09.10.2012 23:23:00 | 1.02091 | \$ 415.62 |
| 1095 | Sell | 09.10.2012 22:00:00 | 1.60042 | 0.75 | 09.10.2012 23:25:00 | 1.59982 | \$ 4744.03 |
| 1068 | Sell | 10.10.2012 00:00:00 | 100.834 | 0.95 | 10.10.2012 01:50:00 | 100.735 | \$ 8447.12 |
| 1067 | Sell | 09.10.2012 23:55:00 | 100.796 | 0.96 | 10.10.2012 01:50:00 | 100.729 | \$ 5250.26 |
| 1066 | Sell | 09.10.2012 23:45:00 | 100.778 | 0.97 | 10.10.2012 01:50:00 | 100.726 | \$ 3850.14 |
| 1108 | Sell | 10.10.2012 00:00:00 | 1.28853 | 0.79 | 10.10.2012 01:50:00 | 1.28727 | \$ 10493.81 |
| 1107 | Sell | 09.10.2012 23:45:00 | 1.28806 | 0.79 | 10.10.2012 01:50:00 | 1.28713 | \$ 7680.5 |
| 1220 | Sell | 09.10.2012 21:50:00 | 1.02099 | 0.15 | 10.10.2012 02:10:00 | 1.01993 | \$ 1462.26 |
| 1219 | Sell | 09.10.2012 21:35:00 | 1.02075 | 0.15 | 10.10.2012 02:10:00 | 1.02003 | \$ 924.63 |
| 1218 | Sell | 09.10.2012 21:30:00 | 1.0206 | 0.15 | 10.10.2012 02:10:00 | 1.02011 | \$ 560.94 |
| 247 | Buy | 11.10.2012 01:10:00 | 0.80237 | 0.24 | 11.10.2012 03:00:00 | 0.80335 | \$ 2905.1 |
| 246 | Buy | 11.10.2012 01:00:00 | 0.80312 | 0.24 | 11.10.2012 03:00:00 | 0.80338 | \$ 552.96 |
| 1112 | Buy | 11.10.2012 00:15:00 | 1.28647 | 0.78 | 11.10.2012 05:30:00 | 1.28502 | \$ -11917.91 |
| 1111 | Buy | 11.10.2012 00:10:00 | 1.28658 | 0.78 | 11.10.2012 05:30:00 | 1.285 | \$ -12986.42 |
| 1110 | Buy | 11.10.2012 00:05:00 | 1.28711 | 0.79 | 11.10.2012 05:30:00 | 1.28497 | \$ -17814.69 |
| 1109 | Buy | 11.10.2012 00:00:00 | 1.28742 | 0.8 | 11.10.2012 05:30:00 | 1.28508 | \$ -19726.2 |
| 1072 | Buy | 11.10.2012 00:55:00 | 100.421 | 0.93 | 11.10.2012 06:00:00 | 100.38 | \$ -4746.89 |
| 1071 | Buy | 11.10.2012 00:10:00 | 100.572 | 0.96 | 11.10.2012 06:00:00 | 100.382 | \$ -19205.51 |
| 1070 | Buy | 11.10.2012 00:05:00 | 100.593 | 0.96 | 11.10.2012 06:00:00 | 100.394 | \$ -20069.7 |
| 1069 | Buy | 11.10.2012 00:00:00 | 100.653 | 0.97 | 11.10.2012 06:00:00 | 100.393 | \$ -26196.22 |
| 1074 | Buy | 11.10.2012 23:25:00 | 101.232 | 0.94 | 12.10.2012 00:15:00 | 101.308 | \$ 5766.65 |
| 1073 | Buy | 11.10.2012 22:40:00 | 101.249 | 0.94 | 12.10.2012 00:15:00 | 101.297 | \$ 3134.44 |
| 1223 | Sell | 15.10.2012 00:55:00 | 1.02528 | 0.15 | 15.10.2012 02:45:00 | 1.02186 | \$ 5222.64 |
| 1222 | Sell | 15.10.2012 00:30:00 | 1.02503 | 0.15 | 15.10.2012 02:45:00 | 1.0218 | \$ 4922.19 |
| 1225 | Buy | 18.10.2012 01:35:00 | 1.03671 | 0.15 | 18.10.2012 03:15:00 | 1.03823 | \$ 2217.45 |
| 1224 | Buy | 18.10.2012 01:30:00 | 1.03699 | 0.15 | 18.10.2012 03:15:00 | 1.03819 | \$ 1711.62 |
| 1228 | Buy | 18.10.2012 21:45:00 | 1.03613 | 0.15 | 19.10.2012 00:50:00 | 1.03678 | \$ 808.87 |
| 1227 | Buy | 18.10.2012 21:40:00 | 1.03637 | 0.15 | 19.10.2012 00:50:00 | 1.03686 | \$ 555.95 |
| 1226 | Buy | 18.10.2012 21:30:00 | 1.03658 | 0.15 | 19.10.2012 00:50:00 | 1.03674 | \$ 34.31 |
| 671 | Sell | 18.10.2012 21:45:00 | 0.92527 | 0.59 | 19.10.2012 01:05:00 | 0.92422 | \$ 6796.01 |
| 670 | Sell | 18.10.2012 21:40:00 | 0.92507 | 0.59 | 19.10.2012 01:05:00 | 0.92424 | \$ 5300.79 |
| 669 | Sell | 18.10.2012 21:30:00 | 0.92487 | 0.6 | 19.10.2012 01:05:00 | 0.9243 | \$ 3593.62 |
| 1077 | Buy | 18.10.2012 21:45:00 | 103.361 | 0.91 | 19.10.2012 01:05:00 | 103.637 | \$ 23763.23 |
| 1076 | Buy | 18.10.2012 21:40:00 | 103.397 | 0.92 | 19.10.2012 01:05:00 | 103.639 | \$ 20895.91 |
| 1075 | Buy | 18.10.2012 21:30:00 | 103.423 | 0.93 | 19.10.2012 01:05:00 | 103.646 | \$ 19355.87 |
| 1099 | Buy | 18.10.2012 21:50:00 | 1.60658 | 0.73 | 19.10.2012 01:10:00 | 1.60563 | \$ -7619.29 |
| 1098 | Buy | 18.10.2012 21:45:00 | 1.6069 | 0.74 | 19.10.2012 01:10:00 | 1.60564 | \$ -10140.96 |
| 1097 | Buy | 18.10.2012 21:40:00 | 1.60829 | 0.75 | 19.10.2012 01:10:00 | 1.6056 | \$ -21579.47 |
| 1096 | Buy | 18.10.2012 21:30:00 | 1.60877 | 0.75 | 19.10.2012 01:10:00 | 1.60547 | \$ -26400.38 |
| 248 | Sell | 18.10.2012 23:00:00 | 0.8145 | 0.24 | 19.10.2012 02:55:00 | 0.81403 | \$ 1204.62 |
| 861 | Buy | 22.10.2012 23:00:00 | 0.99257 | 0.22 | 23.10.2012 08:45:00 | 0.99272 | \$ -69.99 |
| 1103 | Sell | 23.10.2012 23:00:00 | 1.59496 | 0.72 | 24.10.2012 01:55:00 | 1.59495 | \$ -163.08 |
| 1102 | Sell | 23.10.2012 22:45:00 | 1.5947 | 0.73 | 24.10.2012 01:55:00 | 1.59481 | \$ -1088.85 |
| 1101 | Sell | 23.10.2012 22:40:00 | 1.59459 | 0.73 | 24.10.2012 01:55:00 | 1.59487 | \$ -2397.15 |
| 1100 | Sell | 23.10.2012 22:30:00 | 1.59454 | 0.74 | 24.10.2012 01:55:00 | 1.59489 | \$ -2976.08 |
| 1113 | Sell | 23.10.2012 23:05:00 | 1.29861 | 0.76 | 24.10.2012 01:55:00 | 1.29813 | \$ 3783.37 |
| 1080 | Sell | 23.10.2012 21:50:00 | 103.707 | 0.93 | 24.10.2012 02:10:00 | 103.611 | \$ 7756.01 |
| 1079 | Sell | 23.10.2012 21:45:00 | 103.688 | 0.94 | 24.10.2012 02:10:00 | 103.623 | \$ 4925.69 |
| 1078 | Sell | 23.10.2012 21:40:00 | 103.652 | 0.95 | 24.10.2012 02:10:00 | 103.613 | \$ 2508.46 |
| 1114 | Sell | 24.10.2012 22:00:00 | 1.29733 | 0.76 | 24.10.2012 23:06:00 | 1.29693 | \$ 3204.85 |
| 1081 | Sell | 24.10.2012 22:00:00 | 103.504 | 0.95 | 25.10.2012 08:00:00 | 103.791 | \$ -28883.93 |
| 1232 | Buy | 29.10.2012 02:30:00 | 1.03442 | 0.14 | 29.10.2012 03:53:00 | 1.03472 | \$ 269.69 |
| 1231 | Buy | 29.10.2012 02:15:00 | 1.03478 | 0.14 | 29.10.2012 05:05:00 | 1.03614 | \$ 1833.57 |
| 1230 | Buy | 29.10.2012 02:05:00 | 1.03486 | 0.15 | 29.10.2012 05:05:00 | 1.03627 | \$ 2043.57 |
| 1229 | Buy | 29.10.2012 02:00:00 | 1.03492 | 0.15 | 29.10.2012 05:05:00 | 1.03622 | \$ 1869.69 |

| | | | | | | | |
|------|------|---------------------|---------|------|---------------------|---------|-------------|
| 1104 | Sell | 29.10.2012 22:00:00 | 1.60371 | 0.74 | 30.10.2012 01:10:00 | 1.60249 | \$ 9271.97 |
| 1082 | Sell | 05.11.2012 01:30:00 | 103.293 | 0.94 | 05.11.2012 02:10:00 | 103.127 | \$ 14632.96 |
| 1115 | Sell | 05.11.2012 01:30:00 | 1.28325 | 0.76 | 05.11.2012 05:00:00 | 1.28163 | \$ 12979.68 |
| 1105 | Sell | 06.11.2012 21:25:00 | 1.60029 | 0.74 | 06.11.2012 22:00:00 | 1.59945 | \$ 6553.1 |
| 1084 | Buy | 07.11.2012 02:05:00 | 102.756 | 0.95 | 07.11.2012 06:05:00 | 102.712 | \$ -5156.11 |
| 1083 | Buy | 07.11.2012 02:00:00 | 102.808 | 0.95 | 07.11.2012 06:05:00 | 102.718 | \$ -9526.7 |
| 1106 | Sell | 07.11.2012 21:30:00 | 1.59893 | 0.74 | 08.11.2012 00:40:00 | 1.59819 | \$ 5036.12 |
| 1086 | Sell | 07.11.2012 22:45:00 | 102.158 | 0.95 | 08.11.2012 01:25:00 | 102.02 | \$ 11504.01 |
| 1085 | Sell | 07.11.2012 22:30:00 | 102.115 | 0.96 | 08.11.2012 01:25:00 | 102.026 | \$ 6921.44 |
| 1087 | Sell | 09.11.2012 01:30:00 | 101.336 | 0.97 | 09.11.2012 02:20:00 | 101.239 | \$ 8426.0 |
| 1236 | Buy | 08.11.2012 22:40:00 | 1.04034 | 0.14 | 09.11.2012 04:45:00 | 1.04082 | \$ 504.13 |
| 1235 | Buy | 08.11.2012 22:35:00 | 1.04079 | 0.15 | 09.11.2012 04:45:00 | 1.04082 | \$ -171.19 |
| 1234 | Buy | 08.11.2012 22:10:00 | 1.04106 | 0.15 | 09.11.2012 04:45:00 | 1.04077 | \$ -677.02 |
| 1233 | Buy | 08.11.2012 22:00:00 | 1.04125 | 0.15 | 09.11.2012 04:45:00 | 1.0408 | \$ -929.94 |
| 1117 | Sell | 12.11.2012 01:40:00 | 1.27296 | 0.78 | 12.11.2012 08:25:00 | 1.27267 | \$ 2384.67 |
| 1116 | Sell | 12.11.2012 01:35:00 | 1.27283 | 0.78 | 12.11.2012 08:25:00 | 1.2726 | \$ 1891.29 |
| 1118 | Buy | 14.11.2012 23:00:00 | 1.27334 | 0.78 | 15.11.2012 01:15:00 | 1.27374 | \$ 1911.86 |
| 1090 | Buy | 15.11.2012 02:05:00 | 102.009 | 0.95 | 15.11.2012 03:46:00 | 102.049 | \$ 2830.92 |
| 1089 | Buy | 15.11.2012 01:00:00 | 102.087 | 0.96 | 15.11.2012 04:45:00 | 102.209 | \$ 10732.02 |
| 1088 | Buy | 14.11.2012 22:10:00 | 102.105 | 0.96 | 15.11.2012 04:45:00 | 102.213 | \$ 8083.12 |
| 1237 | Sell | 15.11.2012 21:25:00 | 1.03295 | 0.14 | 15.11.2012 22:25:00 | 1.03204 | \$ 1170.1 |
| 1119 | Buy | 15.11.2012 22:30:00 | 1.27605 | 0.77 | 15.11.2012 23:15:00 | 1.27803 | \$ 16065.48 |
| 1091 | Buy | 15.11.2012 22:30:00 | 103.585 | 0.96 | 16.11.2012 02:02:00 | 103.659 | \$ 5674.63 |
| 1238 | Sell | 19.11.2012 00:30:00 | 1.0354 | 0.14 | 19.11.2012 03:00:00 | 1.03553 | \$ -364.76 |
| 1093 | Sell | 19.11.2012 02:00:00 | 104.048 | 0.94 | 19.11.2012 03:20:00 | 103.73 | \$ 28913.91 |
| 1092 | Sell | 19.11.2012 00:50:00 | 103.755 | 0.96 | 19.11.2012 03:20:00 | 103.72 | \$ 2363.9 |
| 1123 | Sell | 19.11.2012 01:40:00 | 1.27554 | 0.75 | 19.11.2012 10:10:00 | 1.27575 | \$ -1660.41 |
| 1122 | Sell | 19.11.2012 01:35:00 | 1.27523 | 0.76 | 19.11.2012 10:10:00 | 1.27576 | \$ -4246.44 |
| 1121 | Sell | 19.11.2012 01:30:00 | 1.27504 | 0.76 | 19.11.2012 10:10:00 | 1.27561 | \$ -4566.92 |
| 1120 | Sell | 19.11.2012 00:05:00 | 1.27476 | 0.77 | 19.11.2012 10:10:00 | 1.27573 | \$ -7874.04 |
| 411 | Sell | 19.11.2012 22:10:00 | 81.397 | 0.31 | 20.11.2012 00:40:00 | 81.321 | \$ 1844.48 |
| 410 | Sell | 19.11.2012 22:00:00 | 81.338 | 0.31 | 20.11.2012 00:40:00 | 81.319 | \$ 77.48 |
| 1097 | Buy | 20.11.2012 00:45:00 | 103.852 | 0.94 | 20.11.2012 01:24:00 | 103.875 | \$ 1185.81 |
| 1126 | Buy | 20.11.2012 00:40:00 | 1.27718 | 0.75 | 20.11.2012 01:24:00 | 1.27759 | \$ 3240.28 |
| 1127 | Buy | 20.11.2012 00:45:00 | 1.27685 | 0.74 | 20.11.2012 01:24:00 | 1.27774 | \$ 6940.0 |
| 674 | Sell | 20.11.2012 00:45:00 | 0.94262 | 0.58 | 20.11.2012 01:27:00 | 0.9425 | \$ 795.95 |
| 1096 | Buy | 20.11.2012 00:40:00 | 103.875 | 0.95 | 20.11.2012 02:58:00 | 103.922 | \$ 3478.24 |
| 675 | Sell | 20.11.2012 02:00:00 | 0.94269 | 0.58 | 20.11.2012 05:05:00 | 0.94133 | \$ 9080.69 |
| 673 | Sell | 20.11.2012 00:40:00 | 0.94242 | 0.58 | 20.11.2012 05:05:00 | 0.94143 | \$ 6608.62 |
| 672 | Sell | 20.11.2012 00:30:00 | 0.9422 | 0.59 | 20.11.2012 05:05:00 | 0.94133 | \$ 5906.99 |
| 1129 | Buy | 20.11.2012 02:00:00 | 1.2766 | 0.74 | 20.11.2012 05:05:00 | 1.27915 | \$ 19884.26 |
| 1128 | Buy | 20.11.2012 01:30:00 | 1.27719 | 0.75 | 20.11.2012 05:05:00 | 1.27911 | \$ 15174.0 |
| 1125 | Buy | 20.11.2012 00:35:00 | 1.2776 | 0.76 | 20.11.2012 05:05:00 | 1.27916 | \$ 12493.26 |
| 1124 | Buy | 20.11.2012 00:30:00 | 1.27779 | 0.76 | 20.11.2012 05:05:00 | 1.27907 | \$ 10250.88 |
| 250 | Buy | 20.11.2012 00:45:00 | 0.80275 | 0.24 | 20.11.2012 05:10:00 | 0.80403 | \$ 3885.16 |
| 249 | Buy | 20.11.2012 00:30:00 | 0.80328 | 0.24 | 20.11.2012 05:10:00 | 0.80395 | \$ 1892.37 |
| 1095 | Buy | 20.11.2012 00:35:00 | 103.95 | 0.96 | 20.11.2012 05:25:00 | 104.069 | \$ 10426.03 |
| 1094 | Buy | 20.11.2012 00:30:00 | 103.983 | 0.97 | 20.11.2012 05:25:00 | 104.071 | \$ 7527.41 |
| 1239 | Sell | 20.11.2012 23:00:00 | 1.03871 | 0.14 | 21.11.2012 00:30:00 | 1.03836 | \$ 316.93 |
| 1240 | Sell | 21.11.2012 21:25:00 | 1.03643 | 0.14 | 22.11.2012 06:25:00 | 1.03828 | \$ -2983.32 |
| 1098 | Buy | 23.11.2012 02:30:00 | 105.923 | 0.96 | 23.11.2012 03:21:00 | 106.02 | \$ 8295.08 |
| 1099 | Buy | 26.11.2012 00:35:00 | 106.819 | 0.95 | 26.11.2012 01:20:00 | 106.943 | \$ 10765.24 |
| 1109 | Buy | 26.11.2012 01:00:00 | 1.60189 | 0.73 | 26.11.2012 01:52:00 | 1.6026 | \$ 5461.59 |
| 1108 | Buy | 26.11.2012 00:10:00 | 1.6026 | 0.74 | 26.11.2012 09:10:00 | 1.60215 | \$ -3508.99 |
| 1107 | Buy | 26.11.2012 00:00:00 | 1.60327 | 0.74 | 26.11.2012 09:10:00 | 1.60234 | \$ -7251.9 |
| 676 | Buy | 27.11.2012 00:30:00 | 0.92589 | 0.59 | 27.11.2012 00:45:00 | 0.92613 | \$ 1625.04 |
| 677 | Buy | 27.11.2012 00:35:00 | 0.92559 | 0.58 | 27.11.2012 00:45:00 | 0.92607 | \$ 3200.78 |
| 1100 | Sell | 27.11.2012 00:30:00 | 106.647 | 0.96 | 27.11.2012 00:45:00 | 106.608 | \$ 2720.25 |
| 1101 | Sell | 27.11.2012 00:35:00 | 106.687 | 0.95 | 27.11.2012 00:45:00 | 106.61 | \$ 6301.51 |
| 1131 | Sell | 27.11.2012 00:35:00 | 1.30027 | 0.76 | 27.11.2012 00:45:00 | 1.29948 | \$ 6329.6 |

| | | | | | | | |
|------|------|---------------------|---------|------|---------------------|---------|--------------|
| 1130 | Sell | 27.11.2012 00:30:00 | 1.29975 | 0.77 | 27.11.2012 01:48:00 | 1.29839 | \$ 11039.9 |
| 1134 | Sell | 29.11.2012 00:20:00 | 1.29589 | 0.76 | 29.11.2012 02:20:00 | 1.29437 | \$ 12178.46 |
| 1133 | Sell | 29.11.2012 00:05:00 | 1.29557 | 0.77 | 29.11.2012 02:20:00 | 1.2944 | \$ 9497.56 |
| 1132 | Sell | 29.11.2012 00:00:00 | 1.29514 | 0.77 | 29.11.2012 02:20:00 | 1.2944 | \$ 6007.0 |
| 1105 | Sell | 28.11.2012 23:40:00 | 106.151 | 0.94 | 29.11.2012 02:55:00 | 106.172 | \$ -3600.69 |
| 1104 | Sell | 28.11.2012 23:35:00 | 106.128 | 0.95 | 29.11.2012 02:55:00 | 106.184 | \$ -6963.84 |
| 1103 | Sell | 28.11.2012 23:30:00 | 106.108 | 0.96 | 29.11.2012 02:55:00 | 106.184 | \$ -8956.9 |
| 1102 | Sell | 28.11.2012 23:00:00 | 106.094 | 0.96 | 29.11.2012 02:55:00 | 106.174 | \$ -9340.71 |
| 1135 | Buy | 03.12.2012 00:00:00 | 1.29811 | 0.78 | 03.12.2012 02:55:00 | 1.30014 | \$ 16685.08 |
| 1110 | Buy | 03.12.2012 23:00:00 | 1.60885 | 0.74 | 04.12.2012 00:10:00 | 1.60968 | \$ 6156.34 |
| 1139 | Sell | 06.12.2012 23:45:00 | 1.29725 | 0.76 | 07.12.2012 00:50:00 | 1.29636 | \$ 7068.35 |
| 1138 | Sell | 06.12.2012 22:55:00 | 1.29692 | 0.77 | 07.12.2012 00:50:00 | 1.29631 | \$ 4888.43 |
| 1137 | Sell | 06.12.2012 22:40:00 | 1.29677 | 0.78 | 07.12.2012 00:50:00 | 1.2964 | \$ 2978.4 |
| 1136 | Sell | 06.12.2012 22:30:00 | 1.29655 | 0.79 | 07.12.2012 00:50:00 | 1.29643 | \$ 934.48 |
| 678 | Buy | 07.12.2012 00:00:00 | 0.9322 | 0.59 | 07.12.2012 00:55:00 | 0.93297 | \$ 5226.68 |
| 1109 | Sell | 06.12.2012 23:55:00 | 106.879 | 0.92 | 07.12.2012 00:55:00 | 106.792 | \$ 6815.52 |
| 1108 | Sell | 06.12.2012 22:55:00 | 106.86 | 0.93 | 07.12.2012 00:55:00 | 106.796 | \$ 4750.78 |
| 1107 | Sell | 06.12.2012 22:40:00 | 106.833 | 0.94 | 07.12.2012 00:55:00 | 106.794 | \$ 2452.2 |
| 1106 | Sell | 06.12.2012 22:30:00 | 106.802 | 0.95 | 07.12.2012 00:55:00 | 106.787 | \$ 198.44 |
| 1112 | Sell | 07.12.2012 02:05:00 | 106.936 | 0.93 | 07.12.2012 07:30:00 | 106.949 | \$ -2203.56 |
| 1111 | Sell | 07.12.2012 01:50:00 | 106.863 | 0.94 | 07.12.2012 07:30:00 | 106.951 | \$ -9276.57 |
| 1110 | Sell | 07.12.2012 01:30:00 | 106.847 | 0.95 | 07.12.2012 07:30:00 | 106.943 | \$ -10135.12 |
| 1114 | Buy | 12.12.2012 22:50:00 | 108.648 | 0.92 | 12.12.2012 23:35:00 | 108.81 | \$ 13904.49 |
| 1113 | Buy | 12.12.2012 22:30:00 | 108.658 | 0.93 | 12.12.2012 23:35:00 | 108.813 | \$ 13404.5 |
| 1112 | Buy | 12.12.2012 23:00:00 | 1.61356 | 0.74 | 13.12.2012 00:16:00 | 1.61379 | \$ 846.1 |
| 1140 | Buy | 12.12.2012 22:30:00 | 1.30625 | 0.78 | 13.12.2012 01:19:00 | 1.30654 | \$ 1007.75 |
| 1116 | Buy | 13.12.2012 00:40:00 | 108.679 | 0.93 | 13.12.2012 02:10:00 | 108.793 | \$ 9591.4 |
| 1115 | Buy | 13.12.2012 00:30:00 | 108.7 | 0.94 | 13.12.2012 02:10:00 | 108.782 | \$ 6686.22 |
| 1111 | Buy | 12.12.2012 22:30:00 | 1.61386 | 0.74 | 13.12.2012 05:30:00 | 1.6134 | \$ -4534.35 |
| 1242 | Buy | 12.12.2012 22:40:00 | 1.0548 | 0.14 | 13.12.2012 05:35:00 | 1.05496 | \$ -30.24 |
| 1241 | Buy | 12.12.2012 22:30:00 | 1.05506 | 0.14 | 13.12.2012 05:35:00 | 1.05498 | \$ -384.33 |
| 412 | Sell | 17.12.2012 00:30:00 | 84.173 | 0.3 | 17.12.2012 01:36:00 | 84.099 | \$ 1849.48 |
| 413 | Sell | 17.12.2012 01:50:00 | 84.207 | 0.3 | 17.12.2012 03:36:00 | 84.022 | \$ 5179.48 |
| 682 | Sell | 17.12.2012 02:15:00 | 0.91872 | 0.56 | 17.12.2012 06:00:00 | 0.91899 | \$ -1747.32 |
| 681 | Sell | 17.12.2012 02:05:00 | 0.91846 | 0.57 | 17.12.2012 06:00:00 | 0.9189 | \$ -2894.76 |
| 680 | Sell | 17.12.2012 01:45:00 | 0.91826 | 0.57 | 17.12.2012 06:00:00 | 0.91897 | \$ -4667.59 |
| 679 | Sell | 17.12.2012 01:30:00 | 0.9179 | 0.58 | 17.12.2012 06:00:00 | 0.91885 | \$ -6352.98 |
| 683 | Sell | 20.12.2012 01:00:00 | 0.91484 | 0.57 | 20.12.2012 02:05:00 | 0.91329 | \$ 10171.67 |
| 1120 | Buy | 20.12.2012 00:15:00 | 111.297 | 0.88 | 20.12.2012 02:10:00 | 111.444 | \$ 11956.64 |
| 1119 | Buy | 20.12.2012 00:10:00 | 111.486 | 0.9 | 20.12.2012 02:10:00 | 111.449 | \$ -4333.3 |
| 1118 | Buy | 20.12.2012 00:05:00 | 111.609 | 0.91 | 20.12.2012 02:10:00 | 111.46 | \$ -14574.63 |
| 1117 | Buy | 20.12.2012 00:00:00 | 111.647 | 0.92 | 20.12.2012 02:10:00 | 111.462 | \$ -18047.06 |
| 1144 | Buy | 20.12.2012 00:25:00 | 1.32067 | 0.73 | 20.12.2012 02:10:00 | 1.32196 | \$ 9923.17 |
| 1143 | Buy | 20.12.2012 00:20:00 | 1.32085 | 0.74 | 20.12.2012 02:10:00 | 1.32207 | \$ 9513.25 |
| 1142 | Buy | 20.12.2012 00:15:00 | 1.32199 | 0.75 | 20.12.2012 02:10:00 | 1.32195 | \$ -316.13 |
| 1141 | Buy | 20.12.2012 00:00:00 | 1.32255 | 0.76 | 20.12.2012 02:10:00 | 1.3221 | \$ -3603.83 |
| 414 | Buy | 20.12.2012 00:30:00 | 84.183 | 0.3 | 20.12.2012 02:48:00 | 84.221 | \$ 769.48 |
| 415 | Buy | 20.12.2012 00:40:00 | 84.128 | 0.3 | 20.12.2012 02:48:00 | 84.227 | \$ 2599.48 |
| 416 | Buy | 20.12.2012 00:45:00 | 84.076 | 0.3 | 20.12.2012 02:48:00 | 84.237 | \$ 4459.48 |
| 417 | Buy | 20.12.2012 00:50:00 | 84.055 | 0.3 | 20.12.2012 02:48:00 | 84.237 | \$ 5089.48 |
| 251 | Buy | 20.12.2012 01:00:00 | 0.81217 | 0.22 | 20.12.2012 05:20:00 | 0.8138 | \$ 4609.52 |
| 1121 | Buy | 21.12.2012 02:30:00 | 111.624 | 0.91 | 21.12.2012 07:30:00 | 110.81 | \$ -75089.82 |
| 1145 | Buy | 21.12.2012 02:30:00 | 1.32256 | 0.76 | 21.12.2012 08:00:00 | 1.32017 | \$ -19140.31 |
| 684 | Buy | 24.12.2012 00:00:00 | 0.91617 | 0.57 | 24.12.2012 02:15:00 | 0.91675 | \$ 3802.12 |
| 1125 | Sell | 24.12.2012 01:20:00 | 111.251 | 0.87 | 24.12.2012 05:25:00 | 111.189 | \$ 4426.15 |
| 1124 | Sell | 24.12.2012 01:05:00 | 111.208 | 0.88 | 24.12.2012 05:25:00 | 111.186 | \$ 957.34 |
| 1123 | Sell | 24.12.2012 00:55:00 | 111.184 | 0.88 | 24.12.2012 05:25:00 | 111.206 | \$ -2914.47 |
| 1122 | Sell | 24.12.2012 00:30:00 | 111.169 | 0.89 | 24.12.2012 05:25:00 | 111.188 | \$ -2680.41 |
| 1126 | Buy | 25.12.2012 01:30:00 | 111.716 | 0.89 | 25.12.2012 02:52:00 | 111.748 | \$ 1853.72 |
| 418 | Buy | 25.12.2012 01:30:00 | 84.778 | 0.31 | 25.12.2012 05:45:00 | 84.727 | \$ -1963.87 |

| | | | | | | | |
|------|------|---------------------|---------|------|---------------------|---------|--------------|
| 1114 | Sell | 25.12.2012 02:05:00 | 1.61303 | 0.74 | 25.12.2012 07:10:00 | 1.61336 | \$ -2574.42 |
| 1113 | Sell | 25.12.2012 02:00:00 | 1.61277 | 0.74 | 25.12.2012 07:10:00 | 1.61346 | \$ -5382.89 |
| 1127 | Sell | 26.12.2012 02:00:00 | 112.05 | 0.88 | 26.12.2012 12:00:00 | 112.729 | \$ -60738.12 |
| 1128 | Sell | 26.12.2012 02:05:00 | 112.134 | 0.88 | 26.12.2012 12:10:00 | 112.693 | \$ -50178.81 |
| 1129 | Sell | 26.12.2012 02:10:00 | 112.244 | 0.86 | 26.12.2012 12:15:00 | 112.726 | \$ -42417.35 |
| 1132 | Buy | 27.12.2012 01:00:00 | 113.028 | 0.81 | 27.12.2012 01:45:00 | 113.277 | \$ 19253.42 |
| 1131 | Buy | 27.12.2012 00:55:00 | 113.083 | 0.82 | 27.12.2012 01:45:00 | 113.278 | \$ 15062.8 |
| 1130 | Buy | 27.12.2012 00:30:00 | 113.121 | 0.83 | 27.12.2012 01:45:00 | 113.265 | \$ 11013.09 |
| 419 | Buy | 27.12.2012 01:00:00 | 85.489 | 0.3 | 27.12.2012 02:00:00 | 85.683 | \$ 5449.48 |
| 1244 | Sell | 27.12.2012 22:10:00 | 1.03791 | 0.13 | 28.12.2012 01:00:00 | 1.03642 | \$ 1856.57 |
| 1243 | Sell | 27.12.2012 22:00:00 | 1.03757 | 0.13 | 28.12.2012 01:00:00 | 1.03657 | \$ 1185.06 |
| 1115 | Sell | 28.12.2012 02:00:00 | 1.61127 | 0.74 | 28.12.2012 10:05:00 | 1.61129 | \$ -156.03 |
| 1134 | Sell | 31.12.2012 01:50:00 | 113.749 | 0.83 | 31.12.2012 03:15:00 | 113.626 | \$ 9264.79 |
| 1133 | Sell | 31.12.2012 01:30:00 | 113.726 | 0.84 | 31.12.2012 03:15:00 | 113.612 | \$ 8620.66 |
| 1248 | Sell | 31.12.2012 02:25:00 | 1.04049 | 0.13 | 31.12.2012 06:25:00 | 1.03944 | \$ 1278.39 |
| 1247 | Sell | 31.12.2012 02:20:00 | 1.03991 | 0.13 | 31.12.2012 06:25:00 | 1.0395 | \$ 401.31 |
| 1246 | Sell | 31.12.2012 02:10:00 | 1.03912 | 0.13 | 31.12.2012 06:25:00 | 1.0394 | \$ -544.28 |
| 1245 | Sell | 31.12.2012 02:00:00 | 1.03895 | 0.14 | 31.12.2012 06:25:00 | 1.03957 | \$ -1087.93 |
| 1116 | Buy | 31.12.2012 22:30:00 | 1.62265 | 0.74 | 31.12.2012 23:14:00 | 1.62377 | \$ 8733.48 |
| 1117 | Buy | 31.12.2012 23:30:00 | 1.62296 | 0.74 | 01.01.2013 00:10:00 | 1.62475 | \$ 13642.18 |
| 252 | Sell | 01.01.2013 01:00:00 | 0.81286 | 0.22 | 02.01.2013 00:00:00 | 0.81186 | \$ 2693.0 |
| 1249 | Buy | 02.01.2013 01:00:00 | 1.03774 | 0.13 | 02.01.2013 02:40:00 | 1.0388 | \$ 1291.6 |
| 422 | Buy | 02.01.2013 02:05:00 | 86.545 | 0.3 | 02.01.2013 02:45:00 | 86.716 | \$ 4759.48 |
| 421 | Buy | 02.01.2013 01:45:00 | 86.618 | 0.3 | 02.01.2013 02:45:00 | 86.718 | \$ 2629.48 |
| 420 | Buy | 02.01.2013 01:30:00 | 86.637 | 0.3 | 02.01.2013 02:45:00 | 86.724 | \$ 2239.48 |
| 1136 | Buy | 02.01.2013 02:05:00 | 114.218 | 0.83 | 02.01.2013 02:45:00 | 114.45 | \$ 18308.08 |
| 1135 | Buy | 02.01.2013 01:30:00 | 114.316 | 0.84 | 02.01.2013 02:45:00 | 114.454 | \$ 10631.72 |
| 863 | Sell | 02.01.2013 01:50:00 | 0.99434 | 0.2 | 02.01.2013 03:00:00 | 0.99265 | \$ 2454.05 |
| 862 | Sell | 02.01.2013 01:30:00 | 0.99375 | 0.2 | 02.01.2013 03:00:00 | 0.99282 | \$ 1239.38 |
| 1138 | Sell | 03.01.2013 00:00:00 | 115.161 | 0.83 | 03.01.2013 00:29:00 | 115.135 | \$ 1202.11 |
| 1139 | Sell | 03.01.2013 01:00:00 | 115.167 | 0.83 | 03.01.2013 01:30:00 | 115.003 | \$ 12656.03 |
| 1137 | Sell | 02.01.2013 23:30:00 | 115.08 | 0.84 | 03.01.2013 01:30:00 | 114.993 | \$ 5779.38 |
| 1147 | Sell | 02.01.2013 23:10:00 | 1.31895 | 0.73 | 03.01.2013 02:15:00 | 1.31865 | \$ 2128.78 |
| 1146 | Sell | 02.01.2013 23:00:00 | 1.31861 | 0.73 | 03.01.2013 03:05:00 | 1.31737 | \$ 9362.9 |
| 424 | Sell | 03.01.2013 21:35:00 | 87.284 | 0.3 | 03.01.2013 22:29:00 | 87.253 | \$ 559.48 |
| 1140 | Sell | 04.01.2013 00:30:00 | 114.15 | 0.86 | 04.01.2013 01:04:00 | 114.073 | \$ 5640.28 |
| 1143 | Sell | 04.01.2013 01:50:00 | 114.316 | 0.84 | 04.01.2013 04:11:00 | 114.263 | \$ 3491.68 |
| 867 | Sell | 03.01.2013 22:30:00 | 0.98813 | 0.2 | 04.01.2013 06:25:00 | 0.98882 | \$ -1409.23 |
| 866 | Sell | 03.01.2013 21:40:00 | 0.98772 | 0.2 | 04.01.2013 06:25:00 | 0.98875 | \$ -1952.64 |
| 865 | Sell | 03.01.2013 21:35:00 | 0.98749 | 0.2 | 04.01.2013 06:25:00 | 0.98885 | \$ -2480.06 |
| 864 | Sell | 03.01.2013 21:30:00 | 0.98728 | 0.2 | 04.01.2013 06:25:00 | 0.9888 | \$ -2735.79 |
| 1253 | Buy | 03.01.2013 22:20:00 | 1.04704 | 0.13 | 04.01.2013 07:20:00 | 1.04393 | \$ -4450.06 |
| 1252 | Buy | 03.01.2013 21:40:00 | 1.04717 | 0.13 | 04.01.2013 07:20:00 | 1.04374 | \$ -4888.46 |
| 1251 | Buy | 03.01.2013 21:35:00 | 1.04751 | 0.13 | 04.01.2013 07:20:00 | 1.04381 | \$ -5258.34 |
| 1250 | Buy | 03.01.2013 21:30:00 | 1.04774 | 0.13 | 04.01.2013 07:20:00 | 1.04385 | \$ -5518.64 |
| 423 | Sell | 03.01.2013 21:25:00 | 87.263 | 0.3 | 04.01.2013 07:30:00 | 87.749 | \$ -15075.02 |
| 425 | Sell | 03.01.2013 22:40:00 | 87.276 | 0.3 | 04.01.2013 08:40:00 | 87.76 | \$ -15015.02 |
| 1142 | Sell | 04.01.2013 01:35:00 | 114.253 | 0.85 | 04.01.2013 09:05:00 | 114.337 | \$ -8111.14 |
| 1141 | Sell | 04.01.2013 01:30:00 | 114.181 | 0.86 | 04.01.2013 09:05:00 | 114.343 | \$ -14913.91 |
| 426 | Sell | 04.01.2013 00:30:00 | 87.529 | 0.29 | 04.01.2013 10:35:00 | 88.2 | \$ -19817.17 |
| 427 | Sell | 04.01.2013 01:35:00 | 87.554 | 0.29 | 04.01.2013 11:35:00 | 88.157 | \$ -17845.17 |
| 1145 | Buy | 07.01.2013 02:15:00 | 115.079 | 0.84 | 07.01.2013 03:17:00 | 115.098 | \$ 629.32 |
| 1146 | Buy | 07.01.2013 02:25:00 | 114.889 | 0.82 | 07.01.2013 03:17:00 | 115.108 | \$ 17016.01 |
| 428 | Buy | 07.01.2013 02:30:00 | 88.026 | 0.28 | 07.01.2013 03:25:00 | 88.116 | \$ 2174.18 |
| 685 | Sell | 07.01.2013 02:30:00 | 0.92579 | 0.55 | 07.01.2013 04:50:00 | 0.92501 | \$ 4936.31 |
| 1148 | Buy | 07.01.2013 02:30:00 | 1.30547 | 0.74 | 07.01.2013 04:50:00 | 1.30652 | \$ 8187.64 |
| 1144 | Buy | 07.01.2013 02:05:00 | 115.1 | 0.84 | 07.01.2013 05:30:00 | 115.116 | \$ 377.26 |
| 1148 | Sell | 07.01.2013 22:05:00 | 115.171 | 0.84 | 08.01.2013 00:35:00 | 115.004 | \$ 12873.19 |
| 1147 | Sell | 07.01.2013 22:00:00 | 115.156 | 0.85 | 08.01.2013 00:35:00 | 115.022 | \$ 10221.53 |
| 1150 | Buy | 08.01.2013 01:10:00 | 114.73 | 0.85 | 08.01.2013 01:40:00 | 114.796 | \$ 4634.74 |

| | | | | | | | |
|------|------|---------------------|---------|------|---------------------|---------|-------------|
| 1153 | Buy | 08.01.2013 01:55:00 | 114.524 | 0.83 | 08.01.2013 02:28:00 | 114.601 | \$ 5440.43 |
| 1152 | Buy | 08.01.2013 01:50:00 | 114.686 | 0.84 | 08.01.2013 03:18:00 | 114.713 | \$ 1304.59 |
| 1151 | Buy | 08.01.2013 01:45:00 | 114.739 | 0.85 | 08.01.2013 04:30:00 | 115.09 | \$ 28859.68 |
| 1149 | Buy | 08.01.2013 01:00:00 | 114.804 | 0.86 | 08.01.2013 04:30:00 | 115.1 | \$ 24468.7 |
| 1118 | Sell | 08.01.2013 22:00:00 | 1.60575 | 0.74 | 08.01.2013 23:45:00 | 1.60534 | \$ 3198.54 |
| 1154 | Buy | 09.01.2013 22:00:00 | 114.562 | 0.88 | 09.01.2013 22:39:00 | 114.636 | \$ 5503.83 |
| 1150 | Buy | 10.01.2013 22:45:00 | 1.32489 | 0.72 | 10.01.2013 23:25:00 | 1.32575 | \$ 6524.82 |
| 1149 | Buy | 10.01.2013 22:40:00 | 1.32512 | 0.73 | 10.01.2013 23:25:00 | 1.32589 | \$ 5923.13 |
| 1119 | Buy | 10.01.2013 23:00:00 | 1.6147 | 0.75 | 10.01.2013 23:55:00 | 1.61629 | \$ 12565.97 |
| 687 | Sell | 10.01.2013 23:20:00 | 0.9153 | 0.54 | 11.01.2013 00:25:00 | 0.91368 | \$ 9765.74 |
| 686 | Sell | 10.01.2013 23:15:00 | 0.9148 | 0.55 | 11.01.2013 00:25:00 | 0.91379 | \$ 6081.83 |
| 1254 | Buy | 11.01.2013 02:00:00 | 1.05785 | 0.13 | 11.01.2013 06:35:00 | 1.05837 | \$ 551.83 |
| 1120 | Buy | 11.01.2013 01:30:00 | 1.61527 | 0.75 | 11.01.2013 07:30:00 | 1.615 | \$ -2133.84 |
| 1153 | Sell | 14.01.2013 22:30:00 | 1.33895 | 0.7 | 14.01.2013 23:24:00 | 1.33856 | \$ 2878.05 |
| 1124 | Sell | 14.01.2013 22:30:00 | 1.60899 | 0.73 | 14.01.2013 23:35:00 | 1.6072 | \$ 13775.62 |
| 1123 | Sell | 14.01.2013 22:00:00 | 1.60869 | 0.74 | 14.01.2013 23:35:00 | 1.60718 | \$ 11779.96 |
| 1122 | Sell | 14.01.2013 21:35:00 | 1.60833 | 0.74 | 14.01.2013 23:35:00 | 1.60727 | \$ 8269.38 |
| 1121 | Sell | 14.01.2013 21:30:00 | 1.60785 | 0.75 | 14.01.2013 23:35:00 | 1.60729 | \$ 4427.76 |
| 1158 | Sell | 14.01.2013 22:25:00 | 119.652 | 0.82 | 14.01.2013 23:35:00 | 119.55 | \$ 7382.9 |
| 1157 | Sell | 14.01.2013 21:55:00 | 119.621 | 0.83 | 14.01.2013 23:35:00 | 119.548 | \$ 5066.15 |
| 1156 | Sell | 14.01.2013 21:35:00 | 119.584 | 0.84 | 14.01.2013 23:35:00 | 119.546 | \$ 2187.43 |
| 1155 | Sell | 14.01.2013 21:30:00 | 119.518 | 0.85 | 14.01.2013 23:35:00 | 119.56 | \$ -4585.95 |
| 1152 | Sell | 14.01.2013 22:10:00 | 1.33811 | 0.71 | 15.01.2013 05:10:00 | 1.33728 | \$ 6154.23 |
| 1151 | Sell | 14.01.2013 22:00:00 | 1.3379 | 0.71 | 15.01.2013 05:10:00 | 1.33727 | \$ 4657.22 |
| 1159 | Sell | 15.01.2013 22:30:00 | 118.219 | 0.86 | 15.01.2013 23:27:00 | 118.149 | \$ 5003.24 |
| 1160 | Sell | 15.01.2013 22:35:00 | 118.26 | 0.85 | 15.01.2013 23:27:00 | 118.147 | \$ 8599.7 |
| 1161 | Sell | 15.01.2013 22:40:00 | 118.27 | 0.84 | 15.01.2013 23:27:00 | 118.153 | \$ 8834.48 |
| 1162 | Sell | 15.01.2013 22:45:00 | 118.307 | 0.83 | 15.01.2013 23:27:00 | 118.147 | \$ 12297.97 |
| 1163 | Sell | 16.01.2013 00:30:00 | 118.223 | 0.87 | 16.01.2013 00:45:00 | 118.037 | \$ 15153.43 |
| 431 | Sell | 15.01.2013 22:05:00 | 88.823 | 0.28 | 16.01.2013 01:15:00 | 88.726 | \$ 2253.98 |
| 430 | Sell | 15.01.2013 22:00:00 | 88.795 | 0.28 | 16.01.2013 01:15:00 | 88.732 | \$ 1301.98 |
| 429 | Sell | 15.01.2013 21:25:00 | 88.73 | 0.28 | 16.01.2013 01:15:00 | 88.742 | \$ -798.02 |
| 1126 | Sell | 16.01.2013 22:00:00 | 1.60044 | 0.75 | 17.01.2013 00:35:00 | 1.59971 | \$ 5025.1 |
| 1125 | Sell | 16.01.2013 21:25:00 | 1.60015 | 0.76 | 17.01.2013 00:35:00 | 1.59979 | \$ 2127.6 |
| 1128 | Sell | 17.01.2013 21:50:00 | 1.60091 | 0.75 | 18.01.2013 00:00:00 | 1.59915 | \$ 13666.9 |
| 1127 | Sell | 17.01.2013 21:25:00 | 1.60073 | 0.76 | 18.01.2013 00:00:00 | 1.59915 | \$ 12406.94 |
| 688 | Buy | 17.01.2013 21:25:00 | 0.93242 | 0.54 | 18.01.2013 01:05:00 | 0.93269 | \$ 1666.45 |
| 1164 | Sell | 21.01.2013 00:30:00 | 120.173 | 0.86 | 21.01.2013 01:08:00 | 120.07 | \$ 7824.52 |
| 432 | Buy | 21.01.2013 02:30:00 | 89.904 | 0.28 | 21.01.2013 08:45:00 | 89.632 | \$ -7961.82 |
| 1165 | Sell | 22.01.2013 01:00:00 | 119.572 | 0.87 | 22.01.2013 01:55:00 | 119.307 | \$ 22014.67 |
| 1166 | Buy | 22.01.2013 02:00:00 | 119.292 | 0.87 | 22.01.2013 03:11:00 | 119.332 | \$ 2442.18 |
| 1167 | Buy | 22.01.2013 02:05:00 | 119.16 | 0.86 | 22.01.2013 03:11:00 | 119.348 | \$ 15143.28 |
| 689 | Sell | 22.01.2013 02:00:00 | 0.9346 | 0.55 | 22.01.2013 03:35:00 | 0.93372 | \$ 5569.88 |
| 1168 | Sell | 22.01.2013 21:55:00 | 118.209 | 0.89 | 22.01.2013 23:09:00 | 118.189 | \$ 727.9 |
| 255 | Sell | 22.01.2013 22:15:00 | 0.84124 | 0.21 | 23.01.2013 01:05:00 | 0.84088 | \$ 739.3 |
| 254 | Sell | 22.01.2013 22:10:00 | 0.84061 | 0.21 | 23.01.2013 01:05:00 | 0.84076 | \$ -720.01 |
| 253 | Sell | 22.01.2013 22:00:00 | 0.84052 | 0.21 | 23.01.2013 01:05:00 | 0.84073 | \$ -891.69 |
| 1172 | Sell | 23.01.2013 00:35:00 | 118.298 | 0.86 | 23.01.2013 01:25:00 | 118.093 | \$ 16612.63 |
| 1171 | Sell | 23.01.2013 00:30:00 | 118.254 | 0.87 | 23.01.2013 01:25:00 | 118.089 | \$ 13326.13 |
| 1170 | Sell | 23.01.2013 00:25:00 | 118.236 | 0.88 | 23.01.2013 01:25:00 | 118.079 | \$ 12775.5 |
| 1169 | Sell | 22.01.2013 23:10:00 | 118.185 | 0.89 | 23.01.2013 01:25:00 | 118.095 | \$ 6759.67 |
| 1132 | Buy | 22.01.2013 22:15:00 | 1.58284 | 0.74 | 23.01.2013 03:05:00 | 1.58422 | \$ 10445.11 |
| 1131 | Buy | 22.01.2013 22:10:00 | 1.58377 | 0.75 | 23.01.2013 03:05:00 | 1.58428 | \$ 3710.54 |
| 1130 | Buy | 22.01.2013 22:05:00 | 1.58411 | 0.76 | 23.01.2013 03:05:00 | 1.58417 | \$ 156.18 |
| 1129 | Buy | 22.01.2013 22:00:00 | 1.58448 | 0.77 | 23.01.2013 03:05:00 | 1.58422 | \$ -2438.21 |
| 1175 | Sell | 23.01.2013 22:20:00 | 118.149 | 0.89 | 23.01.2013 23:35:00 | 118.057 | \$ 7136.52 |
| 1174 | Sell | 23.01.2013 22:15:00 | 118.122 | 0.9 | 23.01.2013 23:35:00 | 118.052 | \$ 5236.84 |
| 1173 | Sell | 23.01.2013 22:00:00 | 118.107 | 0.9 | 23.01.2013 23:35:00 | 118.047 | \$ 4337.03 |
| 1177 | Buy | 24.01.2013 01:05:00 | 117.726 | 0.9 | 24.01.2013 02:00:00 | 117.812 | \$ 6680.51 |
| 1176 | Buy | 24.01.2013 01:00:00 | 117.848 | 0.91 | 24.01.2013 04:10:00 | 117.976 | \$ 10575.64 |

| | | | | | | | |
|------|------|---------------------|---------|------|---------------------|---------|--------------|
| 1255 | Buy | 24.01.2013 02:30:00 | 1.05223 | 0.13 | 24.01.2013 04:10:00 | 1.05318 | \$ 1140.91 |
| 1256 | Sell | 24.01.2013 22:00:00 | 1.04696 | 0.13 | 24.01.2013 23:05:00 | 1.04564 | \$ 1648.4 |
| 433 | Buy | 28.01.2013 00:00:00 | 91.034 | 0.27 | 28.01.2013 00:05:00 | 91.04 | \$ -171.47 |
| 868 | Buy | 28.01.2013 00:00:00 | 1.00652 | 0.19 | 28.01.2013 01:45:00 | 1.00758 | \$ 1373.92 |
| 1135 | Buy | 28.01.2013 00:55:00 | 1.57646 | 0.76 | 28.01.2013 03:28:00 | 1.57662 | \$ 1281.36 |
| 1134 | Buy | 28.01.2013 00:35:00 | 1.57697 | 0.76 | 28.01.2013 06:45:00 | 1.57627 | \$ -5605.95 |
| 1133 | Buy | 28.01.2013 00:30:00 | 1.57733 | 0.77 | 28.01.2013 06:45:00 | 1.57627 | \$ -8600.7 |
| 1178 | Sell | 29.01.2013 00:00:00 | 122.24 | 0.88 | 29.01.2013 00:20:00 | 121.935 | \$ 25764.29 |
| 1136 | Sell | 29.01.2013 01:30:00 | 1.56963 | 0.77 | 29.01.2013 05:50:00 | 1.56978 | \$ -1217.63 |
| 1180 | Sell | 29.01.2013 22:35:00 | 122.535 | 0.88 | 30.01.2013 00:15:00 | 122.286 | \$ 20637.49 |
| 1179 | Sell | 29.01.2013 22:30:00 | 122.468 | 0.89 | 30.01.2013 00:15:00 | 122.291 | \$ 14464.46 |
| 1137 | Buy | 30.01.2013 02:00:00 | 1.57445 | 0.77 | 30.01.2013 04:50:00 | 1.57581 | \$ 11034.87 |
| 1181 | Buy | 30.01.2013 23:20:00 | 123.502 | 0.89 | 31.01.2013 00:40:00 | 123.699 | \$ 15224.35 |
| 1182 | Buy | 31.01.2013 02:00:00 | 123.471 | 0.89 | 31.01.2013 03:07:00 | 123.528 | \$ 3974.07 |
| 1183 | Buy | 31.01.2013 02:05:00 | 123.427 | 0.89 | 31.01.2013 03:07:00 | 123.539 | \$ 8869.45 |
| 1154 | Buy | 04.02.2013 00:00:00 | 1.36518 | 0.68 | 04.02.2013 05:40:00 | 1.36343 | \$ -12539.62 |
| 1186 | Buy | 04.02.2013 02:10:00 | 126.422 | 0.86 | 04.02.2013 05:40:00 | 126.478 | \$ 3728.73 |
| 1185 | Buy | 04.02.2013 02:05:00 | 126.456 | 0.87 | 04.02.2013 05:40:00 | 126.485 | \$ 1422.94 |
| 1184 | Buy | 04.02.2013 02:00:00 | 126.579 | 0.88 | 04.02.2013 05:40:00 | 126.487 | \$ -9209.8 |
| 434 | Buy | 04.02.2013 21:35:00 | 92.308 | 0.27 | 04.02.2013 22:32:00 | 92.342 | \$ 584.53 |
| 1138 | Buy | 05.02.2013 01:00:00 | 1.57501 | 0.77 | 05.02.2013 07:10:00 | 1.57552 | \$ 4138.08 |
| 1257 | Sell | 05.02.2013 22:00:00 | 1.04145 | 0.12 | 05.02.2013 22:55:00 | 1.03978 | \$ 1964.35 |
| 256 | Buy | 06.02.2013 01:05:00 | 0.86674 | 0.2 | 06.02.2013 02:40:00 | 0.86749 | \$ 1794.78 |
| 1141 | Sell | 06.02.2013 02:00:00 | 1.56644 | 0.76 | 06.02.2013 02:55:00 | 1.56525 | \$ 9534.45 |
| 1140 | Sell | 05.02.2013 23:50:00 | 1.56618 | 0.76 | 06.02.2013 02:55:00 | 1.56534 | \$ 6477.94 |
| 1139 | Sell | 05.02.2013 22:00:00 | 1.56615 | 0.77 | 06.02.2013 02:55:00 | 1.56536 | \$ 6157.31 |
| 1188 | Buy | 06.02.2013 02:15:00 | 126.904 | 0.86 | 06.02.2013 03:20:00 | 127.335 | \$ 35974.69 |
| 1187 | Buy | 06.02.2013 02:10:00 | 127.001 | 0.87 | 06.02.2013 03:20:00 | 127.341 | \$ 28475.05 |
| 1258 | Sell | 06.02.2013 23:00:00 | 1.03257 | 0.12 | 07.02.2013 00:05:00 | 1.03148 | \$ 1161.97 |
| 1192 | Sell | 07.02.2013 00:00:00 | 126.579 | 0.86 | 07.02.2013 01:04:00 | 126.513 | \$ 4587.32 |
| 435 | Sell | 07.02.2013 00:00:00 | 93.608 | 0.26 | 07.02.2013 01:55:00 | 93.469 | \$ 3292.88 |
| 1191 | Sell | 06.02.2013 23:10:00 | 126.494 | 0.88 | 07.02.2013 01:55:00 | 126.406 | \$ 6042.17 |
| 1190 | Sell | 06.02.2013 22:45:00 | 126.455 | 0.89 | 07.02.2013 01:55:00 | 126.399 | \$ 3263.06 |
| 1189 | Sell | 06.02.2013 22:30:00 | 126.445 | 0.89 | 07.02.2013 01:55:00 | 126.399 | \$ 2373.11 |
| 1194 | Sell | 07.02.2013 22:20:00 | 125.424 | 0.9 | 07.02.2013 23:49:00 | 125.389 | \$ 2021.23 |
| 1195 | Sell | 07.02.2013 22:25:00 | 125.458 | 0.89 | 07.02.2013 23:49:00 | 125.388 | \$ 5113.4 |
| 1155 | Sell | 07.02.2013 22:00:00 | 1.34032 | 0.68 | 08.02.2013 00:20:00 | 1.33931 | \$ 7184.56 |
| 1196 | Sell | 07.02.2013 23:55:00 | 125.488 | 0.9 | 08.02.2013 00:53:00 | 125.426 | \$ 4249.84 |
| 1197 | Sell | 08.02.2013 00:05:00 | 125.512 | 0.89 | 08.02.2013 00:53:00 | 125.44 | \$ 5290.86 |
| 1198 | Sell | 08.02.2013 01:00:00 | 125.518 | 0.9 | 08.02.2013 01:28:00 | 125.48 | \$ 2290.25 |
| 1193 | Sell | 07.02.2013 22:00:00 | 125.36 | 0.91 | 08.02.2013 02:00:00 | 125.28 | \$ 5936.24 |
| 436 | Sell | 08.02.2013 01:00:00 | 93.706 | 0.26 | 08.02.2013 03:15:00 | 93.593 | \$ 2616.88 |
| 869 | Buy | 11.02.2013 00:14:00 | 1.00292 | 0.19 | 11.02.2013 01:55:00 | 1.00355 | \$ 721.38 |
| 1199 | Sell | 11.02.2013 02:30:00 | 124.008 | 0.92 | 11.02.2013 03:45:00 | 123.741 | \$ 23423.03 |
| 1156 | Sell | 11.02.2013 02:30:00 | 1.33763 | 0.69 | 11.02.2013 06:15:00 | 1.33676 | \$ 6328.55 |
| 257 | Sell | 11.02.2013 01:00:00 | 0.84677 | 0.2 | 11.02.2013 11:05:00 | 0.85083 | \$ -11311.08 |
| 1202 | Buy | 11.02.2013 21:55:00 | 125.079 | 0.9 | 11.02.2013 22:35:00 | 125.546 | \$ 40904.38 |
| 1201 | Buy | 11.02.2013 21:50:00 | 125.146 | 0.91 | 11.02.2013 22:35:00 | 125.56 | \$ 36535.18 |
| 1200 | Buy | 11.02.2013 21:45:00 | 125.239 | 0.92 | 11.02.2013 22:35:00 | 125.554 | \$ 27827.77 |
| 258 | Buy | 11.02.2013 22:00:00 | 0.85473 | 0.2 | 11.02.2013 23:30:00 | 0.85598 | \$ 3155.96 |
| 873 | Buy | 11.02.2013 23:00:00 | 1.00435 | 0.18 | 12.02.2013 00:20:00 | 1.00475 | \$ 302.15 |
| 872 | Buy | 11.02.2013 22:40:00 | 1.00445 | 0.18 | 12.02.2013 00:20:00 | 1.0049 | \$ 374.02 |
| 871 | Buy | 11.02.2013 22:35:00 | 1.00468 | 0.18 | 12.02.2013 00:20:00 | 1.00486 | \$ -14.14 |
| 870 | Buy | 11.02.2013 22:30:00 | 1.00481 | 0.19 | 12.02.2013 00:20:00 | 1.00476 | \$ -363.96 |
| 1157 | Buy | 11.02.2013 22:00:00 | 1.3389 | 0.69 | 12.02.2013 00:22:00 | 1.33989 | \$ 6792.46 |
| 1158 | Buy | 11.02.2013 22:25:00 | 1.33828 | 0.68 | 12.02.2013 00:22:00 | 1.33989 | \$ 11136.64 |
| 438 | Sell | 12.02.2013 22:50:00 | 93.599 | 0.26 | 12.02.2013 23:30:00 | 93.431 | \$ 4046.88 |
| 437 | Sell | 12.02.2013 22:35:00 | 93.582 | 0.26 | 12.02.2013 23:30:00 | 93.43 | \$ 3630.88 |
| 1159 | Buy | 12.02.2013 22:00:00 | 1.34419 | 0.69 | 13.02.2013 00:25:00 | 1.34561 | \$ 9918.94 |
| 1143 | Sell | 13.02.2013 00:40:00 | 1.56813 | 0.77 | 13.02.2013 03:25:00 | 1.56666 | \$ 11932.83 |

| | | | | | | | |
|------|------|---------------------|---------|------|---------------------|---------|--------------|
| 1142 | Sell | 13.02.2013 00:30:00 | 1.56762 | 0.77 | 13.02.2013 03:25:00 | 1.56663 | \$ 8036.39 |
| 1204 | Buy | 14.02.2013 00:40:00 | 125.33 | 0.94 | 14.02.2013 01:08:00 | 125.344 | \$ 137.96 |
| 1203 | Buy | 14.02.2013 00:35:00 | 125.357 | 0.95 | 14.02.2013 01:46:00 | 125.403 | \$ 3179.22 |
| 441 | Buy | 14.02.2013 00:50:00 | 93.209 | 0.26 | 14.02.2013 02:00:00 | 93.221 | \$ -9.12 |
| 440 | Buy | 14.02.2013 00:35:00 | 93.224 | 0.27 | 14.02.2013 03:10:00 | 93.525 | \$ 7793.53 |
| 439 | Buy | 14.02.2013 00:30:00 | 93.262 | 0.27 | 14.02.2013 03:10:00 | 93.538 | \$ 7118.53 |
| 1205 | Buy | 14.02.2013 02:05:00 | 125.256 | 0.95 | 14.02.2013 03:10:00 | 125.789 | \$ 49445.0 |
| 1208 | Sell | 15.02.2013 00:15:00 | 124.204 | 0.96 | 15.02.2013 00:36:00 | 124.177 | \$ 1399.67 |
| 1207 | Sell | 15.02.2013 00:05:00 | 124.182 | 0.96 | 15.02.2013 01:14:00 | 124.164 | \$ 535.89 |
| 693 | Buy | 15.02.2013 00:00:00 | 0.92089 | 0.52 | 15.02.2013 01:55:00 | 0.9222 | \$ 7840.8 |
| 692 | Buy | 14.02.2013 23:25:00 | 0.92139 | 0.52 | 15.02.2013 01:55:00 | 0.92215 | \$ 4539.48 |
| 691 | Buy | 14.02.2013 23:20:00 | 0.9216 | 0.53 | 15.02.2013 01:55:00 | 0.92222 | \$ 3772.15 |
| 690 | Buy | 14.02.2013 23:00:00 | 0.92163 | 0.53 | 15.02.2013 01:55:00 | 0.92207 | \$ 2673.35 |
| 1163 | Sell | 14.02.2013 22:35:00 | 1.33548 | 0.68 | 15.02.2013 01:55:00 | 1.33508 | \$ 2811.62 |
| 1162 | Sell | 14.02.2013 22:15:00 | 1.33492 | 0.69 | 15.02.2013 01:55:00 | 1.33519 | \$ -2020.74 |
| 1161 | Sell | 14.02.2013 21:30:00 | 1.33478 | 0.69 | 15.02.2013 01:55:00 | 1.33504 | \$ -1948.0 |
| 1160 | Sell | 14.02.2013 21:25:00 | 1.33437 | 0.7 | 15.02.2013 01:55:00 | 1.33517 | \$ -5961.21 |
| 259 | Sell | 14.02.2013 21:30:00 | 0.86202 | 0.2 | 15.02.2013 02:40:00 | 0.86168 | \$ 649.58 |
| 1206 | Sell | 15.02.2013 00:00:00 | 124.102 | 0.97 | 15.02.2013 03:10:00 | 123.953 | \$ 13249.17 |
| 1146 | Buy | 18.02.2013 01:00:00 | 1.54896 | 0.76 | 18.02.2013 01:30:00 | 1.54928 | \$ 2562.72 |
| 1209 | Buy | 18.02.2013 02:00:00 | 125.076 | 0.97 | 18.02.2013 02:49:00 | 125.108 | \$ 1890.87 |
| 1147 | Buy | 18.02.2013 02:00:00 | 1.54765 | 0.76 | 18.02.2013 03:50:00 | 1.54848 | \$ 6647.05 |
| 1145 | Buy | 18.02.2013 00:55:00 | 1.54997 | 0.77 | 18.02.2013 07:05:00 | 1.54845 | \$ -12333.09 |
| 1144 | Buy | 18.02.2013 00:30:00 | 1.55026 | 0.78 | 18.02.2013 07:05:00 | 1.54847 | \$ -14712.46 |
| 1164 | Buy | 18.02.2013 02:00:00 | 1.33391 | 0.69 | 18.02.2013 07:15:00 | 1.33361 | \$ -2181.26 |
| 1210 | Buy | 19.02.2013 02:00:00 | 124.959 | 0.97 | 19.02.2013 02:09:00 | 125.0 | \$ 2764.91 |
| 1211 | Buy | 19.02.2013 02:10:00 | 125.009 | 0.97 | 19.02.2013 03:20:00 | 125.129 | \$ 10427.34 |
| 442 | Sell | 20.02.2013 01:30:00 | 93.745 | 0.27 | 20.02.2013 04:25:00 | 93.576 | \$ 4229.53 |
| 1214 | Sell | 20.02.2013 01:35:00 | 125.532 | 0.95 | 20.02.2013 04:25:00 | 125.567 | \$ -4517.53 |
| 1213 | Sell | 20.02.2013 01:30:00 | 125.488 | 0.96 | 20.02.2013 04:25:00 | 125.578 | \$ -9844.72 |
| 1212 | Sell | 19.02.2013 23:00:00 | 125.289 | 0.97 | 20.02.2013 04:25:00 | 125.568 | \$ -28494.67 |
| 1148 | Sell | 20.02.2013 02:30:00 | 1.54345 | 0.78 | 20.02.2013 06:25:00 | 1.54399 | \$ -4440.42 |
| 444 | Sell | 20.02.2013 21:45:00 | 93.907 | 0.27 | 20.02.2013 22:55:00 | 93.61 | \$ 7685.53 |
| 443 | Sell | 20.02.2013 21:40:00 | 93.874 | 0.27 | 20.02.2013 22:55:00 | 93.611 | \$ 6767.53 |
| 263 | Buy | 20.02.2013 22:30:00 | 0.87088 | 0.2 | 20.02.2013 23:35:00 | 0.87178 | \$ 2203.14 |
| 262 | Buy | 20.02.2013 21:50:00 | 0.87109 | 0.2 | 20.02.2013 23:35:00 | 0.8718 | \$ 1685.88 |
| 261 | Buy | 20.02.2013 21:45:00 | 0.87164 | 0.2 | 20.02.2013 23:35:00 | 0.8719 | \$ 460.81 |
| 260 | Buy | 20.02.2013 21:35:00 | 0.87183 | 0.2 | 20.02.2013 23:35:00 | 0.87178 | \$ -383.13 |
| 445 | Buy | 20.02.2013 23:00:00 | 93.537 | 0.27 | 21.02.2013 01:00:00 | 93.687 | \$ 3574.78 |
| 1259 | Sell | 21.02.2013 01:00:00 | 1.02601 | 0.12 | 21.02.2013 01:30:00 | 1.0253 | \$ 749.94 |
| 1215 | Sell | 21.02.2013 01:00:00 | 124.506 | 0.97 | 21.02.2013 02:15:00 | 124.417 | \$ 7425.35 |
| 1260 | Buy | 21.02.2013 21:25:00 | 1.02225 | 0.13 | 21.02.2013 22:10:00 | 1.02422 | \$ 2538.28 |
| 1217 | Sell | 21.02.2013 22:15:00 | 122.83 | 0.97 | 21.02.2013 23:47:00 | 122.768 | \$ 4822.59 |
| 1218 | Sell | 21.02.2013 22:35:00 | 122.841 | 0.96 | 21.02.2013 23:47:00 | 122.762 | \$ 6404.68 |
| 449 | Sell | 21.02.2013 22:35:00 | 93.192 | 0.27 | 21.02.2013 23:57:00 | 93.123 | \$ 1529.53 |
| 448 | Sell | 21.02.2013 22:15:00 | 93.144 | 0.27 | 22.02.2013 00:45:00 | 93.014 | \$ 3064.48 |
| 447 | Sell | 21.02.2013 22:00:00 | 93.102 | 0.28 | 22.02.2013 00:45:00 | 93.006 | \$ 2225.98 |
| 446 | Sell | 21.02.2013 21:25:00 | 93.07 | 0.28 | 22.02.2013 00:45:00 | 93.01 | \$ 1217.98 |
| 1219 | Sell | 22.02.2013 00:05:00 | 122.824 | 0.97 | 22.02.2013 00:50:00 | 122.585 | \$ 21991.51 |
| 1216 | Sell | 21.02.2013 22:10:00 | 122.724 | 0.98 | 22.02.2013 00:50:00 | 122.569 | \$ 13768.82 |
| 1262 | Sell | 22.02.2013 01:15:00 | 1.02964 | 0.12 | 22.02.2013 02:25:00 | 1.02788 | \$ 2078.2 |
| 1261 | Sell | 22.02.2013 01:00:00 | 1.02893 | 0.13 | 22.02.2013 02:25:00 | 1.02787 | \$ 1292.09 |
| 450 | Sell | 22.02.2013 02:30:00 | 93.268 | 0.28 | 22.02.2013 04:05:00 | 92.968 | \$ 8054.18 |
| 1220 | Sell | 22.02.2013 01:40:00 | 122.843 | 1.0 | 22.02.2013 04:12:00 | 122.744 | \$ 8671.52 |
| 1221 | Sell | 22.02.2013 01:55:00 | 122.887 | 0.99 | 22.02.2013 04:12:00 | 122.741 | \$ 13237.46 |
| 1222 | Sell | 22.02.2013 02:05:00 | 122.948 | 0.97 | 22.02.2013 04:12:00 | 122.754 | \$ 17625.37 |
| 1223 | Sell | 22.02.2013 02:10:00 | 123.028 | 0.96 | 22.02.2013 04:12:00 | 122.736 | \$ 26850.88 |
| 264 | Sell | 25.02.2013 00:00:00 | 0.87646 | 0.2 | 25.02.2013 01:00:00 | 0.87382 | \$ 6947.36 |
| 1224 | Sell | 25.02.2013 00:30:00 | 124.319 | 1.0 | 25.02.2013 01:20:00 | 124.278 | \$ 2856.75 |
| 1225 | Sell | 25.02.2013 00:35:00 | 124.413 | 0.99 | 25.02.2013 01:20:00 | 124.277 | \$ 12232.18 |

| | | | | | | | |
|------|------|---------------------|---------|------|---------------------|---------|---------------|
| 1226 | Sell | 25.02.2013 00:45:00 | 124.444 | 0.98 | 25.02.2013 01:20:00 | 124.267 | \$ 16126.32 |
| 265 | Sell | 25.02.2013 01:25:00 | 0.87429 | 0.2 | 25.02.2013 02:05:00 | 0.87196 | \$ 6102.57 |
| 1265 | Buy | 25.02.2013 00:40:00 | 1.02896 | 0.12 | 25.02.2013 06:00:00 | 1.02759 | \$ -1880.69 |
| 1264 | Buy | 25.02.2013 00:35:00 | 1.02916 | 0.12 | 25.02.2013 06:00:00 | 1.02767 | \$ -2032.44 |
| 1263 | Buy | 25.02.2013 00:30:00 | 1.02936 | 0.12 | 25.02.2013 06:00:00 | 1.02759 | \$ -2386.53 |
| 1230 | Buy | 25.02.2013 21:50:00 | 121.038 | 0.97 | 25.02.2013 22:01:00 | 121.429 | \$ 36752.92 |
| 1165 | Buy | 25.02.2013 21:25:00 | 1.31089 | 0.71 | 25.02.2013 22:03:00 | 1.31105 | \$ 1197.06 |
| 1166 | Buy | 25.02.2013 21:40:00 | 1.30957 | 0.71 | 25.02.2013 22:03:00 | 1.31117 | \$ 11970.6 |
| 1167 | Buy | 25.02.2013 21:50:00 | 1.30905 | 0.7 | 25.02.2013 22:03:00 | 1.31118 | \$ 15711.42 |
| 269 | Buy | 25.02.2013 21:50:00 | 0.86227 | 0.2 | 25.02.2013 22:10:00 | 0.86279 | \$ 1168.63 |
| 1227 | Buy | 25.02.2013 21:25:00 | 121.696 | 1.03 | 25.02.2013 22:27:00 | 120.395 | \$ -135256.35 |
| 1228 | Buy | 25.02.2013 21:35:00 | 121.676 | 1.02 | 25.02.2013 22:28:00 | 120.391 | \$ -132311.13 |
| 1229 | Buy | 25.02.2013 21:40:00 | 121.428 | 1.0 | 25.02.2013 22:29:00 | 120.13 | \$ -131014.18 |
| 1231 | Buy | 25.02.2013 22:20:00 | 121.039 | 0.98 | 25.02.2013 22:30:00 | 119.75 | \$ -127508.26 |
| 1149 | Sell | 25.02.2013 21:30:00 | 1.51737 | 0.77 | 25.02.2013 22:55:00 | 1.51689 | \$ 3896.44 |
| 1150 | Sell | 25.02.2013 21:50:00 | 1.51809 | 0.77 | 25.02.2013 22:55:00 | 1.51685 | \$ 10065.79 |
| 1151 | Sell | 25.02.2013 21:55:00 | 1.51865 | 0.76 | 25.02.2013 22:55:00 | 1.51694 | \$ 13700.77 |
| 1152 | Sell | 25.02.2013 22:00:00 | 1.51875 | 0.75 | 25.02.2013 22:55:00 | 1.51696 | \$ 14153.03 |
| 1234 | Sell | 26.02.2013 01:20:00 | 120.718 | 0.88 | 26.02.2013 01:58:00 | 120.696 | \$ 873.58 |
| 1235 | Sell | 26.02.2013 01:25:00 | 120.785 | 0.87 | 26.02.2013 01:58:00 | 120.7 | \$ 6344.22 |
| 1267 | Buy | 26.02.2013 00:05:00 | 1.025 | 0.13 | 26.02.2013 02:00:00 | 1.02692 | \$ 2469.77 |
| 1266 | Buy | 26.02.2013 00:00:00 | 1.02552 | 0.13 | 26.02.2013 02:00:00 | 1.02678 | \$ 1565.6 |
| 270 | Buy | 25.02.2013 22:20:00 | 0.8631 | 0.2 | 26.02.2013 02:10:00 | 0.86228 | \$ -2585.53 |
| 268 | Buy | 25.02.2013 21:45:00 | 0.86324 | 0.2 | 26.02.2013 02:10:00 | 0.86233 | \$ -2830.54 |
| 267 | Buy | 25.02.2013 21:40:00 | 0.86334 | 0.21 | 26.02.2013 02:10:00 | 0.86232 | \$ -3286.51 |
| 266 | Buy | 25.02.2013 21:25:00 | 0.86406 | 0.21 | 26.02.2013 02:10:00 | 0.86229 | \$ -5430.39 |
| 1171 | Buy | 25.02.2013 22:45:00 | 1.30705 | 0.71 | 26.02.2013 02:10:00 | 1.30834 | \$ 9233.84 |
| 1170 | Buy | 25.02.2013 22:40:00 | 1.30774 | 0.72 | 26.02.2013 02:10:00 | 1.30832 | \$ 3977.13 |
| 1169 | Buy | 25.02.2013 22:35:00 | 1.30802 | 0.73 | 26.02.2013 02:10:00 | 1.30821 | \$ 1032.34 |
| 1168 | Buy | 25.02.2013 22:30:00 | 1.30816 | 0.73 | 26.02.2013 02:10:00 | 1.30827 | \$ 416.95 |
| 1236 | Sell | 26.02.2013 02:15:00 | 121.123 | 0.86 | 26.02.2013 02:26:00 | 121.082 | \$ 2484.4 |
| 454 | Sell | 26.02.2013 01:15:00 | 92.382 | 0.28 | 26.02.2013 05:10:00 | 92.391 | \$ -597.82 |
| 453 | Sell | 26.02.2013 01:10:00 | 92.34 | 0.28 | 26.02.2013 05:10:00 | 92.375 | \$ -1325.82 |
| 452 | Sell | 26.02.2013 00:55:00 | 92.165 | 0.28 | 26.02.2013 05:10:00 | 92.382 | \$ -6421.82 |
| 451 | Sell | 26.02.2013 00:30:00 | 92.153 | 0.28 | 26.02.2013 05:10:00 | 92.385 | \$ -6841.82 |
| 1233 | Sell | 26.02.2013 01:15:00 | 120.705 | 0.89 | 26.02.2013 05:45:00 | 120.705 | \$ -1074.25 |
| 1232 | Sell | 26.02.2013 01:10:00 | 120.661 | 0.9 | 26.02.2013 05:45:00 | 120.708 | \$ -5315.96 |
| 1172 | Sell | 26.02.2013 02:15:00 | 1.30873 | 0.73 | 26.02.2013 05:50:00 | 1.30788 | \$ 6541.49 |
| 1238 | Sell | 26.02.2013 21:35:00 | 120.165 | 0.89 | 26.02.2013 22:17:00 | 120.109 | \$ 3914.53 |
| 876 | Buy | 26.02.2013 21:35:00 | 1.02544 | 0.19 | 26.02.2013 23:18:00 | 1.02586 | \$ 402.71 |
| 1240 | Sell | 26.02.2013 22:35:00 | 120.166 | 0.89 | 26.02.2013 23:20:00 | 120.13 | \$ 2134.56 |
| 1241 | Sell | 26.02.2013 22:45:00 | 120.23 | 0.88 | 26.02.2013 23:20:00 | 120.123 | \$ 8357.9 |
| 457 | Sell | 26.02.2013 22:35:00 | 92.048 | 0.28 | 27.02.2013 00:02:00 | 91.998 | \$ 937.98 |
| 458 | Sell | 26.02.2013 22:50:00 | 92.059 | 0.27 | 27.02.2013 00:02:00 | 91.988 | \$ 1471.48 |
| 1268 | Sell | 26.02.2013 21:25:00 | 1.02408 | 0.13 | 27.02.2013 00:10:00 | 1.02257 | \$ 1883.98 |
| 460 | Sell | 27.02.2013 01:45:00 | 92.167 | 0.27 | 27.02.2013 03:05:00 | 91.916 | \$ 6443.53 |
| 459 | Sell | 27.02.2013 01:30:00 | 92.104 | 0.28 | 27.02.2013 03:05:00 | 91.915 | \$ 4946.18 |
| 456 | Sell | 26.02.2013 21:35:00 | 92.001 | 0.28 | 27.02.2013 03:05:00 | 91.91 | \$ 2085.98 |
| 455 | Sell | 26.02.2013 21:25:00 | 91.909 | 0.28 | 27.02.2013 03:05:00 | 91.901 | \$ -238.02 |
| 1243 | Sell | 27.02.2013 01:15:00 | 120.276 | 0.88 | 27.02.2013 03:05:00 | 120.004 | \$ 22877.6 |
| 1242 | Sell | 27.02.2013 01:10:00 | 120.229 | 0.89 | 27.02.2013 03:05:00 | 120.003 | \$ 19043.85 |
| 1239 | Sell | 26.02.2013 22:30:00 | 120.124 | 0.9 | 27.02.2013 03:05:00 | 120.009 | \$ 9068.1 |
| 1237 | Sell | 26.02.2013 21:25:00 | 120.051 | 0.91 | 27.02.2013 03:05:00 | 120.01 | \$ 2435.59 |
| 875 | Buy | 26.02.2013 21:30:00 | 1.02585 | 0.19 | 27.02.2013 03:10:00 | 1.0262 | \$ 243.06 |
| 874 | Buy | 26.02.2013 21:25:00 | 1.0262 | 0.19 | 27.02.2013 03:10:00 | 1.02629 | \$ -151.51 |
| 462 | Sell | 27.02.2013 21:30:00 | 92.321 | 0.28 | 27.02.2013 22:21:00 | 92.285 | \$ 662.18 |
| 463 | Sell | 27.02.2013 21:35:00 | 92.346 | 0.28 | 27.02.2013 22:21:00 | 92.284 | \$ 1390.18 |
| 464 | Sell | 27.02.2013 21:45:00 | 92.371 | 0.28 | 27.02.2013 22:21:00 | 92.293 | \$ 1838.18 |
| 1271 | Sell | 27.02.2013 22:00:00 | 1.02429 | 0.13 | 28.02.2013 00:35:00 | 1.02193 | \$ 2999.25 |
| 1270 | Sell | 27.02.2013 21:50:00 | 1.02327 | 0.13 | 28.02.2013 00:35:00 | 1.02189 | \$ 1656.23 |

| | | | | | | | |
|------|------|---------------------|---------|------|---------------------|---------|--------------|
| 1269 | Sell | 27.02.2013 21:30:00 | 1.0217 | 0.13 | 28.02.2013 00:35:00 | 1.02186 | \$ -454.21 |
| 879 | Buy | 27.02.2013 22:30:00 | 1.02293 | 0.19 | 28.02.2013 06:05:00 | 1.02309 | \$ -152.1 |
| 878 | Buy | 27.02.2013 22:25:00 | 1.02315 | 0.19 | 28.02.2013 06:05:00 | 1.02325 | \$ -243.16 |
| 877 | Buy | 27.02.2013 22:00:00 | 1.02331 | 0.19 | 28.02.2013 06:05:00 | 1.02305 | \$ -789.46 |
| 461 | Sell | 27.02.2013 21:25:00 | 92.197 | 0.28 | 28.02.2013 06:15:00 | 92.189 | \$ -470.42 |
| 465 | Sell | 28.02.2013 21:25:00 | 92.727 | 0.28 | 28.02.2013 23:50:00 | 92.557 | \$ 4414.18 |
| 1153 | Sell | 04.03.2013 00:01:00 | 1.50413 | 0.78 | 04.03.2013 01:22:00 | 1.50362 | \$ 4193.73 |
| 1244 | Buy | 04.03.2013 00:30:00 | 121.499 | 0.91 | 04.03.2013 01:50:00 | 121.85 | \$ 30835.33 |
| 696 | Buy | 04.03.2013 01:15:00 | 0.94175 | 0.52 | 04.03.2013 02:35:00 | 0.94243 | \$ 4067.53 |
| 695 | Buy | 04.03.2013 01:10:00 | 0.94193 | 0.53 | 04.03.2013 02:35:00 | 0.94245 | \$ 3169.03 |
| 694 | Buy | 04.03.2013 00:01:00 | 0.94206 | 0.53 | 04.03.2013 02:35:00 | 0.94234 | \$ 1703.96 |
| 1154 | Sell | 04.03.2013 01:25:00 | 1.50379 | 0.79 | 04.03.2013 02:45:00 | 1.50235 | \$ 11992.92 |
| 1248 | Sell | 04.03.2013 23:30:00 | 121.723 | 0.9 | 05.03.2013 02:20:00 | 121.654 | \$ 4913.7 |
| 1247 | Sell | 04.03.2013 23:25:00 | 121.716 | 0.91 | 05.03.2013 02:20:00 | 121.667 | \$ 3148.42 |
| 1246 | Sell | 04.03.2013 23:20:00 | 121.694 | 0.91 | 05.03.2013 02:20:00 | 121.648 | \$ 2875.55 |
| 1245 | Sell | 04.03.2013 22:00:00 | 121.685 | 0.92 | 05.03.2013 02:20:00 | 121.65 | \$ 1895.33 |
| 880 | Buy | 04.03.2013 22:00:00 | 1.02799 | 0.19 | 05.03.2013 04:15:00 | 1.02686 | \$ -2002.88 |
| 1275 | Sell | 04.03.2013 21:45:00 | 1.01921 | 0.13 | 05.03.2013 04:15:00 | 1.01955 | \$ -651.3 |
| 1274 | Sell | 04.03.2013 21:40:00 | 1.019 | 0.13 | 05.03.2013 04:15:00 | 1.01956 | \$ -952.79 |
| 1273 | Sell | 04.03.2013 21:35:00 | 1.01855 | 0.13 | 05.03.2013 04:15:00 | 1.01953 | \$ -1528.37 |
| 1272 | Sell | 04.03.2013 21:30:00 | 1.01785 | 0.13 | 05.03.2013 04:15:00 | 1.01958 | \$ -2556.19 |
| 1173 | Sell | 04.03.2013 22:00:00 | 1.30238 | 0.73 | 05.03.2013 08:05:00 | 1.30407 | \$ -13066.04 |
| 466 | Buy | 07.03.2013 02:00:00 | 93.934 | 0.28 | 07.03.2013 02:30:00 | 94.009 | \$ 1754.18 |
| 1250 | Buy | 07.03.2013 00:20:00 | 121.913 | 0.92 | 07.03.2013 02:35:00 | 122.039 | \$ 10470.33 |
| 1249 | Buy | 07.03.2013 00:00:00 | 121.971 | 0.92 | 07.03.2013 02:35:00 | 122.054 | \$ 6513.98 |
| 469 | Buy | 08.03.2013 00:05:00 | 94.79 | 0.27 | 08.03.2013 00:55:00 | 94.952 | \$ 4040.53 |
| 468 | Buy | 07.03.2013 22:30:00 | 94.829 | 0.28 | 08.03.2013 00:55:00 | 94.949 | \$ 2965.18 |
| 467 | Buy | 07.03.2013 22:00:00 | 94.854 | 0.28 | 08.03.2013 00:55:00 | 94.942 | \$ 2069.18 |
| 1254 | Buy | 08.03.2013 00:05:00 | 124.243 | 0.89 | 08.03.2013 00:55:00 | 124.437 | \$ 16160.33 |
| 1253 | Buy | 07.03.2013 22:45:00 | 124.279 | 0.9 | 08.03.2013 00:55:00 | 124.455 | \$ 14313.83 |
| 1252 | Buy | 07.03.2013 22:40:00 | 124.297 | 0.9 | 08.03.2013 00:55:00 | 124.453 | \$ 12513.62 |
| 1251 | Buy | 07.03.2013 22:00:00 | 124.325 | 0.91 | 08.03.2013 00:55:00 | 124.436 | \$ 8557.4 |
| 1155 | Buy | 07.03.2013 22:00:00 | 1.5017 | 0.79 | 08.03.2013 01:05:00 | 1.50165 | \$ -753.36 |
| 1174 | Buy | 07.03.2013 23:05:00 | 1.31033 | 0.71 | 08.03.2013 01:50:00 | 1.31138 | \$ 7438.25 |
| 697 | Buy | 11.03.2013 00:00:00 | 0.95226 | 0.52 | 11.03.2013 00:05:00 | 0.9523 | \$ 234.37 |
| 1157 | Sell | 11.03.2013 21:30:00 | 1.49317 | 0.78 | 11.03.2013 22:35:00 | 1.49188 | \$ 10607.66 |
| 1156 | Sell | 11.03.2013 21:25:00 | 1.49283 | 0.79 | 11.03.2013 22:35:00 | 1.4918 | \$ 8578.27 |
| 1158 | Sell | 12.03.2013 22:00:00 | 1.49094 | 0.79 | 13.03.2013 00:40:00 | 1.4898 | \$ 9232.18 |
| 470 | Sell | 12.03.2013 22:30:00 | 96.042 | 0.28 | 13.03.2013 00:55:00 | 95.943 | \$ 2309.98 |
| 1257 | Sell | 12.03.2013 23:55:00 | 125.233 | 0.9 | 13.03.2013 00:55:00 | 124.993 | \$ 20272.25 |
| 1256 | Sell | 12.03.2013 22:40:00 | 125.188 | 0.91 | 13.03.2013 00:55:00 | 124.98 | \$ 17585.87 |
| 1255 | Sell | 12.03.2013 22:30:00 | 125.166 | 0.92 | 13.03.2013 00:55:00 | 124.998 | \$ 14099.29 |
| 271 | Sell | 13.03.2013 21:25:00 | 0.86869 | 0.2 | 14.03.2013 01:20:00 | 0.86827 | \$ 807.71 |
| 1258 | Sell | 13.03.2013 23:30:00 | 124.574 | 0.94 | 14.03.2013 01:55:00 | 124.464 | \$ 8540.06 |
| 1159 | Buy | 14.03.2013 23:30:00 | 1.50761 | 0.8 | 15.03.2013 00:55:00 | 1.50864 | \$ 8341.5 |
| 1276 | Buy | 18.03.2013 00:30:00 | 1.03525 | 0.12 | 18.03.2013 01:37:00 | 1.0362 | \$ 1053.14 |
| 1277 | Buy | 18.03.2013 00:35:00 | 1.03463 | 0.12 | 18.03.2013 01:37:00 | 1.03629 | \$ 1951.0 |
| 1178 | Buy | 18.03.2013 01:15:00 | 1.2903 | 0.7 | 18.03.2013 02:33:00 | 1.29072 | \$ 3098.02 |
| 274 | Buy | 18.03.2013 00:55:00 | 0.85345 | 0.2 | 18.03.2013 03:15:00 | 0.85549 | \$ 5306.65 |
| 273 | Buy | 18.03.2013 00:50:00 | 0.85408 | 0.2 | 18.03.2013 03:15:00 | 0.85562 | \$ 3945.46 |
| 272 | Buy | 18.03.2013 00:30:00 | 0.85422 | 0.2 | 18.03.2013 03:15:00 | 0.85553 | \$ 3319.31 |
| 701 | Sell | 18.03.2013 01:45:00 | 0.94503 | 0.51 | 18.03.2013 04:25:00 | 0.94369 | \$ 7867.24 |
| 700 | Sell | 18.03.2013 01:15:00 | 0.94448 | 0.52 | 18.03.2013 04:25:00 | 0.94377 | \$ 4247.75 |
| 699 | Sell | 18.03.2013 00:55:00 | 0.94377 | 0.52 | 18.03.2013 04:25:00 | 0.94367 | \$ 593.81 |
| 698 | Sell | 18.03.2013 00:50:00 | 0.94315 | 0.53 | 18.03.2013 04:25:00 | 0.94364 | \$ -2996.88 |
| 883 | Sell | 18.03.2013 01:00:00 | 1.02277 | 0.18 | 18.03.2013 06:45:00 | 1.02407 | \$ -2092.28 |
| 882 | Sell | 18.03.2013 00:40:00 | 1.02225 | 0.18 | 18.03.2013 06:45:00 | 1.02399 | \$ -2725.18 |
| 881 | Sell | 18.03.2013 00:30:00 | 1.02215 | 0.18 | 18.03.2013 06:45:00 | 1.02399 | \$ -2869.03 |
| 1175 | Buy | 18.03.2013 00:30:00 | 1.29233 | 0.72 | 18.03.2013 10:35:00 | 1.29011 | \$ -16843.14 |
| 1177 | Buy | 18.03.2013 00:55:00 | 1.29094 | 0.71 | 18.03.2013 10:45:00 | 1.29083 | \$ -822.98 |

| | | | | | | | |
|------|------|---------------------|---------|------|---------------------|---------|-------------|
| 1176 | Buy | 18.03.2013 00:50:00 | 1.29163 | 0.72 | 18.03.2013 10:45:00 | 1.29083 | \$ -6069.6 |
| 1259 | Sell | 18.03.2013 21:25:00 | 123.919 | 0.95 | 18.03.2013 22:20:00 | 123.285 | \$ 59052.81 |
| 471 | Sell | 18.03.2013 21:25:00 | 95.514 | 0.28 | 18.03.2013 22:30:00 | 95.2 | \$ 8446.18 |
| 1260 | Buy | 18.03.2013 22:30:00 | 123.132 | 0.97 | 18.03.2013 23:06:00 | 123.452 | \$ 29845.54 |
| 1261 | Buy | 18.03.2013 22:40:00 | 123.063 | 0.96 | 18.03.2013 23:06:00 | 123.459 | \$ 36834.53 |
| 1182 | Buy | 18.03.2013 22:35:00 | 1.2933 | 0.69 | 19.03.2013 00:50:00 | 1.29608 | \$ 19807.33 |
| 1181 | Buy | 18.03.2013 22:30:00 | 1.29348 | 0.7 | 19.03.2013 00:50:00 | 1.29617 | \$ 19430.53 |
| 1180 | Buy | 18.03.2013 22:20:00 | 1.29369 | 0.7 | 19.03.2013 00:50:00 | 1.29616 | \$ 17807.76 |
| 1179 | Buy | 18.03.2013 22:00:00 | 1.2947 | 0.71 | 19.03.2013 00:50:00 | 1.2962 | \$ 10804.99 |
| 472 | Sell | 20.03.2013 00:00:00 | 95.158 | 0.28 | 20.03.2013 03:35:00 | 94.929 | \$ 6066.18 |
| 1185 | Buy | 21.03.2013 00:20:00 | 1.29317 | 0.71 | 21.03.2013 00:55:00 | 1.29402 | \$ 6359.38 |
| 1184 | Buy | 21.03.2013 00:00:00 | 1.29335 | 0.72 | 21.03.2013 00:55:00 | 1.29405 | \$ 5310.9 |
| 1183 | Buy | 20.03.2013 23:05:00 | 1.29341 | 0.72 | 21.03.2013 00:55:00 | 1.29409 | \$ 3889.16 |
| 703 | Sell | 21.03.2013 00:00:00 | 0.94505 | 0.52 | 21.03.2013 02:50:00 | 0.94462 | \$ 2570.53 |
| 702 | Sell | 20.03.2013 23:30:00 | 0.94456 | 0.52 | 21.03.2013 02:50:00 | 0.94459 | \$ -1068.93 |
| 1163 | Buy | 21.03.2013 00:00:00 | 1.50977 | 0.78 | 21.03.2013 03:25:00 | 1.5098 | \$ 246.58 |
| 1162 | Buy | 20.03.2013 23:10:00 | 1.51021 | 0.79 | 21.03.2013 03:25:00 | 1.50996 | \$ -3092.54 |
| 1161 | Buy | 20.03.2013 22:45:00 | 1.51035 | 0.79 | 21.03.2013 03:25:00 | 1.50978 | \$ -5756.43 |
| 1160 | Buy | 20.03.2013 22:30:00 | 1.5108 | 0.8 | 21.03.2013 03:25:00 | 1.50985 | \$ -9032.7 |
| 1186 | Sell | 21.03.2013 21:30:00 | 1.29212 | 0.74 | 21.03.2013 23:10:00 | 1.28912 | \$ 23403.91 |
| 476 | Sell | 22.03.2013 01:40:00 | 95.109 | 0.28 | 22.03.2013 02:25:00 | 94.966 | \$ 3658.18 |
| 475 | Sell | 22.03.2013 01:30:00 | 95.067 | 0.28 | 22.03.2013 02:25:00 | 94.952 | \$ 2874.18 |
| 474 | Sell | 22.03.2013 01:25:00 | 95.038 | 0.28 | 22.03.2013 02:25:00 | 94.971 | \$ 1530.18 |
| 473 | Sell | 22.03.2013 01:00:00 | 95.032 | 0.28 | 22.03.2013 02:25:00 | 94.964 | \$ 1558.18 |
| 1265 | Sell | 22.03.2013 01:35:00 | 122.59 | 0.96 | 22.03.2013 02:45:00 | 122.4 | \$ 17063.15 |
| 1264 | Sell | 22.03.2013 00:45:00 | 122.556 | 0.98 | 22.03.2013 02:45:00 | 122.412 | \$ 12910.98 |
| 1263 | Sell | 22.03.2013 00:40:00 | 122.535 | 0.98 | 22.03.2013 02:45:00 | 122.4 | \$ 12029.12 |
| 1262 | Sell | 22.03.2013 00:35:00 | 122.519 | 0.99 | 22.03.2013 02:45:00 | 122.417 | \$ 8885.07 |
| 1280 | Buy | 22.03.2013 01:35:00 | 1.04282 | 0.12 | 22.03.2013 07:40:00 | 1.04292 | \$ -21.75 |
| 1279 | Buy | 22.03.2013 01:30:00 | 1.04302 | 0.12 | 22.03.2013 07:40:00 | 1.04304 | \$ -122.91 |
| 1278 | Buy | 21.03.2013 23:00:00 | 1.04362 | 0.12 | 22.03.2013 07:40:00 | 1.0429 | \$ -1085.39 |
| 480 | Sell | 25.03.2013 02:20:00 | 94.756 | 0.28 | 25.03.2013 07:10:00 | 94.777 | \$ -933.82 |
| 479 | Sell | 25.03.2013 02:15:00 | 94.699 | 0.28 | 25.03.2013 07:10:00 | 94.777 | \$ -2529.82 |
| 478 | Sell | 25.03.2013 02:05:00 | 94.672 | 0.29 | 25.03.2013 07:10:00 | 94.767 | \$ -3113.17 |
| 477 | Sell | 25.03.2013 02:00:00 | 94.628 | 0.29 | 25.03.2013 07:10:00 | 94.765 | \$ -4331.17 |
| 1266 | Sell | 25.03.2013 23:15:00 | 121.08 | 1.02 | 26.03.2013 00:36:00 | 121.053 | \$ 1291.43 |
| 481 | Sell | 26.03.2013 02:00:00 | 94.234 | 0.29 | 26.03.2013 02:25:00 | 94.017 | \$ 5934.83 |
| 1269 | Sell | 26.03.2013 02:00:00 | 121.169 | 1.0 | 26.03.2013 02:25:00 | 120.865 | \$ 29188.33 |
| 1268 | Sell | 26.03.2013 01:55:00 | 121.127 | 1.01 | 26.03.2013 02:25:00 | 120.851 | \$ 26652.6 |
| 1267 | Sell | 26.03.2013 00:40:00 | 121.07 | 1.02 | 26.03.2013 02:25:00 | 120.855 | \$ 20695.13 |
| 1187 | Sell | 26.03.2013 02:00:00 | 1.286 | 0.75 | 26.03.2013 07:35:00 | 1.28645 | \$ -3558.03 |
| 1270 | Sell | 27.03.2013 21:30:00 | 120.672 | 1.04 | 27.03.2013 22:30:00 | 120.577 | \$ 8624.97 |
| 1281 | Sell | 27.03.2013 21:30:00 | 1.04474 | 0.12 | 27.03.2013 23:20:00 | 1.04406 | \$ 711.99 |
| 1274 | Sell | 28.03.2013 00:05:00 | 120.721 | 1.02 | 28.03.2013 01:07:00 | 120.698 | \$ 1114.66 |
| 1273 | Sell | 28.03.2013 00:00:00 | 120.702 | 1.03 | 28.03.2013 01:45:00 | 120.571 | \$ 12249.7 |
| 1272 | Sell | 27.03.2013 23:30:00 | 120.677 | 1.04 | 28.03.2013 01:45:00 | 120.569 | \$ 9281.22 |
| 1271 | Sell | 27.03.2013 23:10:00 | 120.657 | 1.05 | 28.03.2013 01:45:00 | 120.569 | \$ 7270.7 |
| 1188 | Sell | 27.03.2013 23:30:00 | 1.27799 | 0.75 | 28.03.2013 03:00:00 | 1.27743 | \$ 4242.84 |
| 1164 | Sell | 27.03.2013 21:30:00 | 1.51263 | 0.79 | 28.03.2013 07:30:00 | 1.51328 | \$ -6200.11 |
| 1165 | Sell | 27.03.2013 22:00:00 | 1.51287 | 0.79 | 28.03.2013 08:05:00 | 1.51343 | \$ -5450.55 |
| 1166 | Sell | 27.03.2013 22:15:00 | 1.51315 | 0.78 | 28.03.2013 08:20:00 | 1.51339 | \$ -2750.2 |
| 1275 | Buy | 02.04.2013 22:10:00 | 119.621 | 1.06 | 03.04.2013 00:21:00 | 119.665 | \$ 2915.94 |
| 485 | Sell | 03.04.2013 23:55:00 | 93.043 | 0.29 | 04.04.2013 02:05:00 | 92.949 | \$ 2006.78 |
| 484 | Sell | 03.04.2013 23:50:00 | 93.013 | 0.29 | 04.04.2013 02:05:00 | 92.962 | \$ 759.78 |
| 483 | Sell | 03.04.2013 23:25:00 | 92.988 | 0.29 | 04.04.2013 02:05:00 | 92.959 | \$ 121.78 |
| 482 | Sell | 03.04.2013 23:10:00 | 92.96 | 0.29 | 04.04.2013 02:05:00 | 92.957 | \$ -632.22 |
| 1279 | Sell | 03.04.2013 23:25:00 | 119.46 | 1.04 | 04.04.2013 02:05:00 | 119.386 | \$ 5757.73 |
| 1278 | Sell | 03.04.2013 23:20:00 | 119.431 | 1.05 | 04.04.2013 02:05:00 | 119.384 | \$ 2978.45 |
| 1277 | Sell | 03.04.2013 23:15:00 | 119.416 | 1.06 | 04.04.2013 02:05:00 | 119.377 | \$ 2159.02 |
| 1276 | Sell | 03.04.2013 23:10:00 | 119.403 | 1.07 | 04.04.2013 02:05:00 | 119.377 | \$ 788.43 |

| | | | | | | | |
|------|------|---------------------|---------|------|---------------------|---------|-------------|
| 1170 | Buy | 04.04.2013 00:15:00 | 1.5128 | 0.77 | 04.04.2013 02:15:00 | 1.5135 | \$ 5679.71 |
| 1169 | Buy | 03.04.2013 23:10:00 | 1.51298 | 0.78 | 04.04.2013 02:15:00 | 1.51348 | \$ 3111.03 |
| 1168 | Buy | 03.04.2013 23:05:00 | 1.51318 | 0.78 | 04.04.2013 02:15:00 | 1.51346 | \$ 1302.8 |
| 1167 | Buy | 03.04.2013 23:00:00 | 1.51342 | 0.79 | 04.04.2013 02:15:00 | 1.51365 | \$ 903.27 |
| 276 | Sell | 04.04.2013 21:45:00 | 0.84959 | 0.2 | 04.04.2013 22:35:00 | 0.8489 | \$ 1633.33 |
| 275 | Sell | 04.04.2013 21:35:00 | 0.84936 | 0.2 | 04.04.2013 22:35:00 | 0.84886 | \$ 1115.56 |
| 884 | Buy | 04.04.2013 21:25:00 | 1.01055 | 0.18 | 04.04.2013 22:45:00 | 1.01258 | \$ 2696.14 |
| 1282 | Sell | 04.04.2013 21:25:00 | 1.04532 | 0.12 | 04.04.2013 23:08:00 | 1.04379 | \$ 1787.24 |
| 1189 | Sell | 04.04.2013 21:25:00 | 1.29476 | 0.73 | 05.04.2013 00:10:00 | 1.2931 | \$ 12715.16 |
| 1171 | Sell | 04.04.2013 21:25:00 | 1.52439 | 0.79 | 05.04.2013 00:30:00 | 1.52265 | \$ 14229.23 |
| 704 | Buy | 04.04.2013 21:25:00 | 0.93867 | 0.52 | 05.04.2013 01:35:00 | 0.94001 | \$ 8013.28 |
| 1191 | Buy | 05.04.2013 02:00:00 | 1.29273 | 0.73 | 05.04.2013 03:35:00 | 1.2933 | \$ 4384.66 |
| 1190 | Buy | 05.04.2013 01:50:00 | 1.29287 | 0.74 | 05.04.2013 03:35:00 | 1.29324 | \$ 2885.17 |
| 705 | Sell | 05.04.2013 02:30:00 | 0.94028 | 0.52 | 05.04.2013 03:40:00 | 0.9398 | \$ 2870.04 |
| 1173 | Buy | 05.04.2013 02:30:00 | 1.52261 | 0.79 | 05.04.2013 03:55:00 | 1.52365 | \$ 8657.61 |
| 1172 | Buy | 05.04.2013 02:25:00 | 1.52282 | 0.8 | 05.04.2013 03:55:00 | 1.52368 | \$ 7249.8 |
| 1280 | Buy | 08.04.2013 00:00:00 | 127.378 | 1.0 | 08.04.2013 00:05:00 | 127.629 | \$ 23826.23 |
| 1192 | Buy | 08.04.2013 00:00:00 | 1.29742 | 0.72 | 08.04.2013 00:50:00 | 1.29908 | \$ 12594.42 |
| 1174 | Buy | 08.04.2013 00:05:00 | 1.53167 | 0.8 | 08.04.2013 01:03:00 | 1.53236 | \$ 5816.7 |
| 706 | Sell | 08.04.2013 00:00:00 | 0.93472 | 0.51 | 08.04.2013 02:40:00 | 0.9338 | \$ 5399.79 |
| 1175 | Buy | 08.04.2013 01:05:00 | 1.53259 | 0.8 | 08.04.2013 03:21:00 | 1.53379 | \$ 10116.0 |
| 886 | Buy | 08.04.2013 22:10:00 | 1.01716 | 0.17 | 09.04.2013 02:25:00 | 1.01679 | \$ -760.14 |
| 885 | Buy | 08.04.2013 22:05:00 | 1.01741 | 0.17 | 09.04.2013 02:25:00 | 1.01693 | \$ -909.49 |
| 1176 | Sell | 09.04.2013 01:00:00 | 1.52655 | 0.8 | 09.04.2013 09:15:00 | 1.52597 | \$ 4891.63 |
| 486 | Sell | 09.04.2013 21:45:00 | 99.303 | 0.27 | 09.04.2013 22:10:00 | 99.117 | \$ 4688.53 |
| 1282 | Sell | 09.04.2013 22:00:00 | 130.081 | 0.98 | 09.04.2013 22:10:00 | 129.76 | \$ 30183.27 |
| 1281 | Sell | 09.04.2013 21:45:00 | 130.042 | 0.99 | 09.04.2013 22:10:00 | 129.762 | \$ 26432.64 |
| 1177 | Buy | 09.04.2013 23:00:00 | 1.53184 | 0.81 | 10.04.2013 04:20:00 | 1.5325 | \$ 5287.68 |
| 1193 | Buy | 09.04.2013 23:00:00 | 1.30819 | 0.71 | 10.04.2013 05:15:00 | 1.30875 | \$ 3772.26 |
| 489 | Sell | 11.04.2013 21:40:00 | 99.937 | 0.27 | 11.04.2013 23:40:00 | 99.727 | \$ 5336.53 |
| 488 | Sell | 11.04.2013 21:35:00 | 99.913 | 0.27 | 11.04.2013 23:40:00 | 99.723 | \$ 4796.53 |
| 487 | Sell | 11.04.2013 21:25:00 | 99.88 | 0.27 | 11.04.2013 23:40:00 | 99.715 | \$ 4121.53 |
| 1195 | Buy | 11.04.2013 23:05:00 | 1.30986 | 0.7 | 12.04.2013 00:50:00 | 1.31082 | \$ 6669.62 |
| 1194 | Buy | 11.04.2013 23:00:00 | 1.31019 | 0.71 | 12.04.2013 00:50:00 | 1.31066 | \$ 3098.91 |
| 1283 | Buy | 12.04.2013 00:00:00 | 130.558 | 1.0 | 12.04.2013 01:04:00 | 130.684 | \$ 11294.46 |
| 1179 | Buy | 11.04.2013 23:05:00 | 1.5383 | 0.8 | 12.04.2013 02:05:00 | 1.53877 | \$ 3620.7 |
| 1178 | Buy | 11.04.2013 23:00:00 | 1.53861 | 0.81 | 12.04.2013 02:05:00 | 1.53872 | \$ 593.22 |
| 1196 | Sell | 15.04.2013 00:10:00 | 1.31135 | 0.72 | 15.04.2013 01:15:00 | 1.31031 | \$ 7894.08 |
| 1283 | Sell | 15.04.2013 02:30:00 | 1.0517 | 0.12 | 15.04.2013 03:05:00 | 1.05032 | \$ 1597.5 |
| 1284 | Sell | 16.04.2013 01:55:00 | 126.548 | 1.04 | 16.04.2013 02:27:00 | 126.534 | \$ 139.83 |
| 1285 | Sell | 16.04.2013 02:00:00 | 126.624 | 1.02 | 16.04.2013 02:27:00 | 126.519 | \$ 9418.34 |
| 1286 | Sell | 16.04.2013 02:05:00 | 126.673 | 1.01 | 16.04.2013 02:27:00 | 126.529 | \$ 13264.58 |
| 1287 | Sell | 16.04.2013 02:10:00 | 126.7 | 1.0 | 16.04.2013 02:27:00 | 126.522 | \$ 16532.88 |
| 491 | Sell | 16.04.2013 02:00:00 | 97.035 | 0.28 | 16.04.2013 02:28:00 | 96.997 | \$ 718.18 |
| 492 | Sell | 16.04.2013 02:05:00 | 97.046 | 0.28 | 16.04.2013 02:28:00 | 96.997 | \$ 1026.18 |
| 493 | Sell | 16.04.2013 02:10:00 | 97.087 | 0.28 | 16.04.2013 02:28:00 | 97.001 | \$ 2062.18 |
| 1287 | Sell | 16.04.2013 02:10:00 | 1.03362 | 0.12 | 16.04.2013 03:15:00 | 1.03271 | \$ 1002.94 |
| 1286 | Sell | 16.04.2013 01:45:00 | 1.03343 | 0.12 | 16.04.2013 03:15:00 | 1.03262 | \$ 876.44 |
| 1285 | Sell | 16.04.2013 01:35:00 | 1.03336 | 0.12 | 16.04.2013 03:15:00 | 1.03263 | \$ 775.24 |
| 1284 | Sell | 16.04.2013 01:30:00 | 1.03294 | 0.12 | 16.04.2013 03:15:00 | 1.03276 | \$ 79.49 |
| 490 | Sell | 16.04.2013 01:55:00 | 96.963 | 0.28 | 16.04.2013 03:20:00 | 96.691 | \$ 7270.18 |
| 887 | Buy | 16.04.2013 02:00:00 | 1.02335 | 0.18 | 16.04.2013 03:20:00 | 1.02397 | \$ 669.04 |
| 1288 | Buy | 16.04.2013 22:00:00 | 128.509 | 1.03 | 16.04.2013 23:04:00 | 128.59 | \$ 7019.27 |
| 494 | Buy | 16.04.2013 22:00:00 | 97.437 | 0.29 | 16.04.2013 23:44:00 | 97.508 | \$ 1700.83 |
| 1289 | Buy | 17.04.2013 00:00:00 | 128.505 | 1.03 | 17.04.2013 00:30:00 | 128.681 | \$ 16804.48 |
| 1200 | Buy | 17.04.2013 00:10:00 | 1.31745 | 0.71 | 17.04.2013 00:50:00 | 1.31827 | \$ 6134.93 |
| 1199 | Buy | 16.04.2013 23:35:00 | 1.31775 | 0.71 | 17.04.2013 00:50:00 | 1.31814 | \$ 2500.39 |
| 1198 | Buy | 16.04.2013 23:05:00 | 1.31798 | 0.72 | 17.04.2013 00:50:00 | 1.31811 | \$ 562.98 |
| 1197 | Buy | 16.04.2013 23:00:00 | 1.31821 | 0.72 | 17.04.2013 00:50:00 | 1.31819 | \$ -575.07 |
| 1201 | Buy | 17.04.2013 01:55:00 | 1.31737 | 0.73 | 17.04.2013 03:55:00 | 1.3183 | \$ 7153.91 |

| | | | | | | | |
|------|------|---------------------|---------|------|---------------------|---------|--------------|
| 1290 | Sell | 17.04.2013 21:30:00 | 127.492 | 1.05 | 17.04.2013 21:46:00 | 127.367 | \$ 11786.25 |
| 1292 | Sell | 17.04.2013 22:20:00 | 127.633 | 1.04 | 17.04.2013 22:46:00 | 127.54 | \$ 8344.5 |
| 1293 | Sell | 17.04.2013 22:25:00 | 127.671 | 1.03 | 17.04.2013 22:46:00 | 127.553 | \$ 10839.0 |
| 1295 | Sell | 17.04.2013 22:55:00 | 127.83 | 1.02 | 17.04.2013 23:52:00 | 127.787 | \$ 3082.05 |
| 1296 | Sell | 17.04.2013 23:00:00 | 127.861 | 1.01 | 17.04.2013 23:52:00 | 127.791 | \$ 5778.47 |
| 1298 | Sell | 18.04.2013 00:20:00 | 127.988 | 1.0 | 18.04.2013 01:59:00 | 127.881 | \$ 9420.0 |
| 1288 | Sell | 18.04.2013 01:00:00 | 1.03076 | 0.12 | 18.04.2013 02:30:00 | 1.02988 | \$ 964.99 |
| 498 | Sell | 17.04.2013 22:15:00 | 97.911 | 0.28 | 18.04.2013 02:55:00 | 98.01 | \$ -3466.42 |
| 497 | Sell | 17.04.2013 22:00:00 | 97.833 | 0.28 | 18.04.2013 02:55:00 | 98.015 | \$ -5790.42 |
| 496 | Sell | 17.04.2013 21:55:00 | 97.825 | 0.28 | 18.04.2013 02:55:00 | 98.016 | \$ -6042.42 |
| 495 | Sell | 17.04.2013 21:30:00 | 97.8 | 0.28 | 18.04.2013 02:55:00 | 98.013 | \$ -6658.42 |
| 1297 | Sell | 18.04.2013 00:00:00 | 127.813 | 1.03 | 18.04.2013 02:55:00 | 127.745 | \$ 5687.44 |
| 1294 | Sell | 17.04.2013 22:50:00 | 127.726 | 1.04 | 18.04.2013 02:55:00 | 127.749 | \$ -4416.14 |
| 1291 | Sell | 17.04.2013 22:15:00 | 127.509 | 1.05 | 18.04.2013 02:55:00 | 127.729 | \$ -25141.31 |
| 1202 | Sell | 18.04.2013 02:05:00 | 1.30381 | 0.73 | 18.04.2013 04:00:00 | 1.30289 | \$ 7080.21 |
| 1299 | Buy | 18.04.2013 21:25:00 | 127.869 | 1.05 | 18.04.2013 21:47:00 | 128.048 | \$ 17452.38 |
| 1289 | Buy | 18.04.2013 22:00:00 | 1.02823 | 0.12 | 19.04.2013 00:40:00 | 1.03044 | \$ 2619.84 |
| 1206 | Buy | 18.04.2013 22:05:00 | 1.3048 | 0.72 | 19.04.2013 00:50:00 | 1.30532 | \$ 3521.91 |
| 1205 | Buy | 18.04.2013 21:50:00 | 1.30496 | 0.72 | 19.04.2013 00:50:00 | 1.30539 | \$ 2839.08 |
| 1204 | Buy | 18.04.2013 21:45:00 | 1.30505 | 0.73 | 19.04.2013 00:50:00 | 1.30521 | \$ 801.57 |
| 1203 | Buy | 18.04.2013 21:30:00 | 1.30527 | 0.73 | 19.04.2013 00:50:00 | 1.3053 | \$ -198.44 |
| 709 | Sell | 18.04.2013 21:50:00 | 0.93234 | 0.51 | 19.04.2013 01:20:00 | 0.93225 | \$ 234.63 |
| 708 | Sell | 18.04.2013 21:45:00 | 0.93222 | 0.51 | 19.04.2013 01:20:00 | 0.93231 | \$ -822.85 |
| 707 | Sell | 18.04.2013 21:30:00 | 0.93193 | 0.51 | 19.04.2013 01:20:00 | 0.93238 | \$ -2937.8 |
| 1302 | Sell | 22.04.2013 21:40:00 | 129.915 | 1.02 | 22.04.2013 23:20:00 | 129.551 | \$ 35802.93 |
| 1301 | Sell | 22.04.2013 21:35:00 | 129.842 | 1.03 | 22.04.2013 23:20:00 | 129.547 | \$ 29047.69 |
| 1300 | Sell | 22.04.2013 21:30:00 | 129.816 | 1.04 | 22.04.2013 23:20:00 | 129.564 | \$ 24857.91 |
| 1208 | Sell | 22.04.2013 21:40:00 | 1.30645 | 0.72 | 23.04.2013 01:20:00 | 1.30604 | \$ 3052.91 |
| 1207 | Sell | 22.04.2013 21:30:00 | 1.30586 | 0.73 | 23.04.2013 01:20:00 | 1.30596 | \$ -829.59 |
| 1291 | Sell | 22.04.2013 21:40:00 | 1.02735 | 0.12 | 23.04.2013 02:55:00 | 1.02621 | \$ 1271.01 |
| 1290 | Sell | 22.04.2013 21:30:00 | 1.02703 | 0.12 | 23.04.2013 02:55:00 | 1.02634 | \$ 701.75 |
| 1303 | Sell | 23.04.2013 02:00:00 | 129.819 | 1.06 | 23.04.2013 02:55:00 | 129.528 | \$ 29469.93 |
| 888 | Sell | 25.04.2013 22:30:00 | 1.02092 | 0.17 | 25.04.2013 23:45:00 | 1.02016 | \$ 822.52 |
| 1293 | Buy | 25.04.2013 22:50:00 | 1.02879 | 0.12 | 26.04.2013 00:10:00 | 1.02966 | \$ 925.3 |
| 1292 | Buy | 25.04.2013 22:30:00 | 1.02901 | 0.12 | 26.04.2013 00:10:00 | 1.02968 | \$ 672.38 |
| 1180 | Buy | 25.04.2013 22:50:00 | 1.54281 | 0.81 | 26.04.2013 00:15:00 | 1.54356 | \$ 6055.87 |
| 1210 | Sell | 29.04.2013 00:35:00 | 1.30658 | 0.73 | 29.04.2013 03:10:00 | 1.30343 | \$ 24242.02 |
| 1209 | Sell | 29.04.2013 00:30:00 | 1.30531 | 0.74 | 29.04.2013 03:10:00 | 1.30354 | \$ 13808.3 |
| 278 | Sell | 29.04.2013 00:35:00 | 0.84362 | 0.2 | 29.04.2013 04:55:00 | 0.84161 | \$ 5230.52 |
| 277 | Sell | 29.04.2013 00:30:00 | 0.84288 | 0.2 | 29.04.2013 04:55:00 | 0.84176 | \$ 2805.14 |
| 1306 | Buy | 29.04.2013 23:10:00 | 128.033 | 1.06 | 30.04.2013 01:06:00 | 128.072 | \$ 2296.67 |
| 1307 | Buy | 29.04.2013 23:35:00 | 128.011 | 1.05 | 30.04.2013 01:06:00 | 128.067 | \$ 4060.27 |
| 501 | Buy | 29.04.2013 23:10:00 | 97.732 | 0.28 | 30.04.2013 02:15:00 | 97.92 | \$ 4869.18 |
| 500 | Buy | 29.04.2013 23:05:00 | 97.813 | 0.28 | 30.04.2013 02:15:00 | 97.919 | \$ 2573.18 |
| 499 | Buy | 29.04.2013 23:00:00 | 97.866 | 0.28 | 30.04.2013 02:15:00 | 97.911 | \$ 865.18 |
| 1305 | Buy | 29.04.2013 23:05:00 | 128.142 | 1.08 | 30.04.2013 04:05:00 | 128.326 | \$ 17998.79 |
| 1304 | Buy | 29.04.2013 23:00:00 | 128.189 | 1.08 | 30.04.2013 04:05:00 | 128.326 | \$ 12922.31 |
| 1310 | Buy | 01.05.2013 00:50:00 | 128.198 | 1.08 | 01.05.2013 08:25:00 | 128.179 | \$ -3436.45 |
| 1309 | Buy | 01.05.2013 00:35:00 | 128.206 | 1.09 | 01.05.2013 08:25:00 | 128.184 | \$ -3795.36 |
| 1308 | Buy | 01.05.2013 00:30:00 | 128.22 | 1.09 | 01.05.2013 08:25:00 | 128.179 | \$ -5866.55 |
| 889 | Buy | 01.05.2013 21:30:00 | 1.00663 | 0.18 | 01.05.2013 23:11:00 | 1.00753 | \$ 1071.58 |
| 1311 | Buy | 01.05.2013 22:30:00 | 128.237 | 1.09 | 02.05.2013 00:33:00 | 128.308 | \$ 4859.91 |
| 1312 | Buy | 01.05.2013 22:45:00 | 128.183 | 1.08 | 02.05.2013 00:33:00 | 128.308 | \$ 10647.89 |
| 1212 | Buy | 01.05.2013 22:45:00 | 1.31776 | 0.74 | 02.05.2013 01:10:00 | 1.31892 | \$ 7740.11 |
| 1211 | Buy | 01.05.2013 22:30:00 | 1.31833 | 0.75 | 02.05.2013 01:10:00 | 1.31889 | \$ 3102.83 |
| 1184 | Buy | 01.05.2013 22:45:00 | 1.5558 | 0.79 | 02.05.2013 01:20:00 | 1.55641 | \$ 4066.63 |
| 1183 | Buy | 01.05.2013 22:40:00 | 1.55591 | 0.8 | 02.05.2013 01:20:00 | 1.55629 | \$ 2179.2 |
| 1182 | Buy | 01.05.2013 22:35:00 | 1.55624 | 0.8 | 02.05.2013 01:20:00 | 1.55631 | \$ -434.1 |
| 1181 | Buy | 01.05.2013 22:30:00 | 1.55651 | 0.81 | 02.05.2013 01:20:00 | 1.55634 | \$ -2488.01 |
| 503 | Buy | 02.05.2013 22:10:00 | 97.893 | 0.28 | 03.05.2013 00:03:00 | 97.904 | \$ -86.82 |

| | | | | | | | |
|------|------|---------------------|---------|------|---------------------|---------|-------------|
| 506 | Buy | 03.05.2013 01:25:00 | 97.906 | 0.28 | 03.05.2013 02:00:00 | 98.007 | \$ 2482.18 |
| 505 | Buy | 03.05.2013 01:20:00 | 97.916 | 0.28 | 03.05.2013 02:00:00 | 97.999 | \$ 1978.18 |
| 504 | Buy | 03.05.2013 01:00:00 | 97.924 | 0.28 | 03.05.2013 02:00:00 | 98.007 | \$ 1978.18 |
| 502 | Buy | 02.05.2013 22:00:00 | 97.964 | 0.28 | 03.05.2013 02:00:00 | 98.009 | \$ 865.18 |
| 1213 | Sell | 03.05.2013 01:30:00 | 1.30667 | 0.75 | 03.05.2013 07:00:00 | 1.30724 | \$ -4506.83 |
| 891 | Sell | 02.05.2013 23:35:00 | 1.01048 | 0.18 | 03.05.2013 09:35:00 | 1.01277 | \$ -3569.8 |
| 890 | Sell | 02.05.2013 23:30:00 | 1.00984 | 0.18 | 03.05.2013 09:35:00 | 1.01284 | \$ -4591.09 |
| 892 | Sell | 02.05.2013 23:40:00 | 1.01074 | 0.17 | 03.05.2013 09:40:00 | 1.01266 | \$ -2868.83 |
| 507 | Buy | 06.05.2013 00:00:00 | 99.173 | 0.28 | 06.05.2013 00:05:00 | 99.134 | \$ -1437.82 |
| 1313 | Buy | 06.05.2013 00:00:00 | 130.14 | 1.08 | 06.05.2013 00:05:00 | 130.133 | \$ -2161.45 |
| 1297 | Buy | 06.05.2013 01:35:00 | 1.02969 | 0.12 | 06.05.2013 07:45:00 | 1.02876 | \$ -1324.27 |
| 1296 | Buy | 06.05.2013 01:05:00 | 1.02997 | 0.12 | 06.05.2013 07:45:00 | 1.02877 | \$ -1665.71 |
| 1295 | Buy | 06.05.2013 00:35:00 | 1.03028 | 0.12 | 06.05.2013 07:45:00 | 1.02871 | \$ -2133.6 |
| 1294 | Buy | 06.05.2013 00:30:00 | 1.03042 | 0.12 | 06.05.2013 07:45:00 | 1.02874 | \$ -2272.72 |
| 1314 | Sell | 06.05.2013 21:25:00 | 130.019 | 1.08 | 06.05.2013 22:35:00 | 129.897 | \$ 11771.68 |
| 1299 | Sell | 07.05.2013 22:15:00 | 1.01861 | 0.12 | 08.05.2013 02:00:00 | 1.018 | \$ 600.55 |
| 1298 | Sell | 07.05.2013 22:00:00 | 1.01838 | 0.12 | 08.05.2013 02:00:00 | 1.01804 | \$ 259.0 |
| 1316 | Buy | 08.05.2013 02:15:00 | 129.167 | 1.08 | 08.05.2013 03:25:00 | 129.364 | \$ 19880.97 |
| 1315 | Buy | 08.05.2013 02:00:00 | 129.19 | 1.09 | 08.05.2013 03:25:00 | 129.363 | \$ 17448.85 |
| 1317 | Buy | 08.05.2013 22:00:00 | 130.034 | 1.09 | 09.05.2013 00:28:00 | 130.141 | \$ 8764.35 |
| 1318 | Buy | 08.05.2013 22:05:00 | 130.012 | 1.08 | 09.05.2013 00:28:00 | 130.159 | \$ 13004.09 |
| 1188 | Buy | 08.05.2013 23:15:00 | 1.55362 | 0.79 | 09.05.2013 00:40:00 | 1.55399 | \$ 2068.72 |
| 1187 | Buy | 08.05.2013 22:50:00 | 1.5537 | 0.8 | 09.05.2013 00:40:00 | 1.5539 | \$ 661.8 |
| 1186 | Buy | 08.05.2013 22:05:00 | 1.5538 | 0.8 | 09.05.2013 00:40:00 | 1.55389 | \$ -265.5 |
| 1185 | Buy | 08.05.2013 22:00:00 | 1.55424 | 0.81 | 09.05.2013 00:40:00 | 1.55386 | \$ -4280.44 |
| 1217 | Buy | 08.05.2013 22:10:00 | 1.31533 | 0.72 | 09.05.2013 01:00:00 | 1.3161 | \$ 4571.99 |
| 1216 | Buy | 08.05.2013 22:05:00 | 1.31591 | 0.73 | 09.05.2013 01:00:00 | 1.31595 | \$ -979.95 |
| 1215 | Buy | 08.05.2013 21:45:00 | 1.31606 | 0.73 | 09.05.2013 01:00:00 | 1.31604 | \$ -1441.48 |
| 1214 | Buy | 08.05.2013 21:25:00 | 1.31619 | 0.74 | 09.05.2013 01:00:00 | 1.3161 | \$ -2007.07 |
| 1301 | Buy | 08.05.2013 22:40:00 | 1.01608 | 0.12 | 09.05.2013 01:00:00 | 1.01747 | \$ 1529.51 |
| 1300 | Buy | 08.05.2013 22:30:00 | 1.01646 | 0.12 | 09.05.2013 01:00:00 | 1.01758 | \$ 1188.08 |
| 1302 | Sell | 09.05.2013 02:00:00 | 1.0194 | 0.12 | 09.05.2013 04:30:00 | 1.01624 | \$ 3849.21 |
| 1319 | Sell | 09.05.2013 21:30:00 | 131.399 | 1.09 | 09.05.2013 21:50:00 | 131.172 | \$ 23310.77 |
| 896 | Sell | 09.05.2013 21:50:00 | 1.00805 | 0.17 | 09.05.2013 22:16:00 | 1.00777 | \$ 170.42 |
| 897 | Sell | 09.05.2013 22:20:00 | 1.00751 | 0.17 | 09.05.2013 22:37:00 | 1.00701 | \$ 469.3 |
| 1305 | Buy | 09.05.2013 21:50:00 | 1.00567 | 0.12 | 09.05.2013 22:53:00 | 1.00731 | \$ 1925.71 |
| 1304 | Buy | 09.05.2013 21:30:00 | 1.00858 | 0.12 | 10.05.2013 02:00:00 | 1.00951 | \$ 1001.17 |
| 1303 | Buy | 09.05.2013 21:25:00 | 1.01153 | 0.12 | 10.05.2013 02:00:00 | 1.00944 | \$ -2817.87 |
| 1306 | Sell | 10.05.2013 02:05:00 | 1.00936 | 0.12 | 10.05.2013 02:55:00 | 1.00813 | \$ 1407.75 |
| 509 | Buy | 10.05.2013 02:20:00 | 100.565 | 0.27 | 10.05.2013 03:00:00 | 100.823 | \$ 6632.53 |
| 508 | Buy | 10.05.2013 02:05:00 | 100.608 | 0.27 | 10.05.2013 03:00:00 | 100.829 | \$ 5633.53 |
| 893 | Sell | 09.05.2013 21:30:00 | 1.00518 | 0.17 | 10.05.2013 07:30:00 | 1.00768 | \$ -3656.77 |
| 894 | Sell | 09.05.2013 21:40:00 | 1.00526 | 0.17 | 10.05.2013 07:40:00 | 1.0079 | \$ -3846.97 |
| 895 | Sell | 09.05.2013 21:45:00 | 1.00648 | 0.17 | 10.05.2013 07:50:00 | 1.00806 | \$ -2406.93 |
| 710 | Buy | 13.05.2013 00:07:00 | 0.95857 | 0.49 | 13.05.2013 00:10:00 | 0.9583 | \$ -1528.72 |
| 1218 | Sell | 13.05.2013 00:07:00 | 1.29734 | 0.73 | 13.05.2013 00:10:00 | 1.29719 | \$ 1154.38 |
| 1307 | Sell | 13.05.2013 00:06:00 | 1.00015 | 0.12 | 13.05.2013 00:10:00 | 1.00013 | \$ -122.91 |
| 898 | Buy | 13.05.2013 00:07:00 | 1.01142 | 0.17 | 13.05.2013 02:20:00 | 1.01129 | \$ -386.47 |
| 1320 | Buy | 14.05.2013 00:30:00 | 132.011 | 1.09 | 14.05.2013 02:38:00 | 132.044 | \$ 2158.11 |
| 511 | Buy | 14.05.2013 00:40:00 | 101.711 | 0.27 | 14.05.2013 06:00:00 | 101.58 | \$ -3870.47 |
| 510 | Buy | 14.05.2013 00:30:00 | 101.739 | 0.27 | 14.05.2013 06:00:00 | 101.572 | \$ -4842.47 |
| 1190 | Sell | 14.05.2013 02:30:00 | 1.53046 | 0.8 | 14.05.2013 06:15:00 | 1.53113 | \$ -5650.67 |
| 1189 | Sell | 14.05.2013 01:00:00 | 1.53031 | 0.81 | 14.05.2013 06:15:00 | 1.53114 | \$ -7087.59 |
| 1308 | Sell | 14.05.2013 02:30:00 | 0.99647 | 0.12 | 14.05.2013 06:15:00 | 0.99728 | \$ -1172.86 |
| 1312 | Sell | 15.05.2013 01:40:00 | 0.99074 | 0.12 | 15.05.2013 04:40:00 | 0.98955 | \$ 1357.14 |
| 1311 | Sell | 15.05.2013 01:35:00 | 0.99042 | 0.12 | 15.05.2013 04:40:00 | 0.98953 | \$ 977.64 |
| 1310 | Sell | 15.05.2013 01:15:00 | 0.98989 | 0.12 | 15.05.2013 04:40:00 | 0.98944 | \$ 421.04 |
| 1309 | Sell | 15.05.2013 01:00:00 | 0.9896 | 0.12 | 15.05.2013 04:40:00 | 0.98952 | \$ -47.01 |
| 711 | Buy | 15.05.2013 21:25:00 | 0.96524 | 0.49 | 15.05.2013 22:10:00 | 0.96654 | \$ 7332.0 |
| 512 | Buy | 15.05.2013 21:25:00 | 102.186 | 0.27 | 15.05.2013 23:10:00 | 102.246 | \$ 1286.53 |

| | | | | | | | |
|------|------|---------------------|---------|------|---------------------|---------|--------------|
| 1321 | Sell | 15.05.2013 22:40:00 | 131.818 | 1.09 | 15.05.2013 23:34:00 | 131.792 | \$ 1397.16 |
| 1313 | Sell | 16.05.2013 00:00:00 | 0.98964 | 0.12 | 16.05.2013 01:03:00 | 0.98916 | \$ 458.99 |
| 1314 | Sell | 16.05.2013 00:05:00 | 0.9899 | 0.12 | 16.05.2013 01:03:00 | 0.98921 | \$ 724.64 |
| 1222 | Sell | 15.05.2013 23:35:00 | 1.28853 | 0.71 | 16.05.2013 02:00:00 | 1.28726 | \$ 9330.93 |
| 1221 | Sell | 15.05.2013 22:40:00 | 1.28821 | 0.72 | 16.05.2013 02:00:00 | 1.28735 | \$ 6350.26 |
| 1220 | Sell | 15.05.2013 21:30:00 | 1.28761 | 0.72 | 16.05.2013 02:00:00 | 1.28726 | \$ 2479.13 |
| 1219 | Sell | 15.05.2013 21:25:00 | 1.28747 | 0.73 | 16.05.2013 02:00:00 | 1.28733 | \$ 897.44 |
| 1193 | Buy | 16.05.2013 22:40:00 | 1.52624 | 0.79 | 16.05.2013 23:30:00 | 1.52654 | \$ 2497.39 |
| 1192 | Buy | 16.05.2013 22:35:00 | 1.52704 | 0.8 | 17.05.2013 00:25:00 | 1.52757 | \$ 4126.5 |
| 1191 | Buy | 16.05.2013 22:30:00 | 1.52738 | 0.81 | 17.05.2013 00:25:00 | 1.52749 | \$ 593.22 |
| 1225 | Buy | 16.05.2013 22:40:00 | 1.28747 | 0.72 | 17.05.2013 02:00:00 | 1.28889 | \$ 10350.21 |
| 1224 | Buy | 16.05.2013 22:35:00 | 1.28763 | 0.73 | 17.05.2013 02:00:00 | 1.28892 | \$ 9493.96 |
| 1223 | Buy | 16.05.2013 22:30:00 | 1.28786 | 0.73 | 17.05.2013 02:00:00 | 1.28883 | \$ 7032.39 |
| 713 | Sell | 16.05.2013 22:40:00 | 0.96503 | 0.49 | 17.05.2013 08:40:00 | 0.96756 | \$ -14563.15 |
| 712 | Sell | 16.05.2013 22:35:00 | 0.96409 | 0.49 | 17.05.2013 08:40:00 | 0.96758 | \$ -19981.86 |
| 1324 | Buy | 20.05.2013 00:40:00 | 131.26 | 1.04 | 20.05.2013 00:46:00 | 131.308 | \$ 3626.88 |
| 1226 | Sell | 20.05.2013 01:00:00 | 1.28461 | 0.74 | 20.05.2013 01:30:00 | 1.28291 | \$ 13262.21 |
| 513 | Buy | 20.05.2013 00:30:00 | 102.747 | 0.27 | 20.05.2013 01:42:00 | 102.8 | \$ 1097.53 |
| 514 | Buy | 20.05.2013 00:35:00 | 102.589 | 0.27 | 20.05.2013 01:42:00 | 102.813 | \$ 5714.53 |
| 515 | Buy | 20.05.2013 00:40:00 | 102.213 | 0.26 | 20.05.2013 01:42:00 | 102.807 | \$ 15122.88 |
| 1194 | Sell | 20.05.2013 00:30:00 | 1.51912 | 0.81 | 20.05.2013 01:44:00 | 1.51842 | \$ 5977.49 |
| 1195 | Sell | 20.05.2013 00:35:00 | 1.51984 | 0.8 | 20.05.2013 01:44:00 | 1.51839 | \$ 12229.07 |
| 1323 | Buy | 20.05.2013 00:35:00 | 131.753 | 1.08 | 20.05.2013 01:57:00 | 131.971 | \$ 22121.1 |
| 1325 | Buy | 20.05.2013 00:50:00 | 131.487 | 1.06 | 20.05.2013 01:57:00 | 131.953 | \$ 48002.35 |
| 1315 | Sell | 20.05.2013 00:35:00 | 0.97501 | 0.12 | 20.05.2013 02:25:00 | 0.97468 | \$ 269.24 |
| 1316 | Sell | 20.05.2013 00:40:00 | 0.97609 | 0.12 | 20.05.2013 02:25:00 | 0.97478 | \$ 1508.94 |
| 715 | Buy | 20.05.2013 00:10:00 | 0.97053 | 0.48 | 20.05.2013 02:35:00 | 0.97062 | \$ 492.77 |
| 716 | Buy | 20.05.2013 00:35:00 | 0.97037 | 0.48 | 20.05.2013 02:35:00 | 0.97062 | \$ 1377.34 |
| 717 | Buy | 20.05.2013 00:45:00 | 0.96998 | 0.48 | 20.05.2013 02:35:00 | 0.9708 | \$ 4528.65 |
| 899 | Buy | 20.05.2013 01:00:00 | 1.02738 | 0.17 | 20.05.2013 03:35:00 | 1.02901 | \$ 2003.24 |
| 1322 | Buy | 20.05.2013 00:30:00 | 131.951 | 1.09 | 20.05.2013 08:25:00 | 131.914 | \$ -5471.14 |
| 714 | Buy | 20.05.2013 00:05:00 | 0.97061 | 0.48 | 20.05.2013 09:00:00 | 0.97074 | \$ 713.92 |
| 1329 | Buy | 22.05.2013 21:40:00 | 132.3 | 1.06 | 22.05.2013 22:06:00 | 132.428 | \$ 12165.72 |
| 517 | Buy | 22.05.2013 21:40:00 | 102.996 | 0.27 | 22.05.2013 22:08:00 | 103.092 | \$ 2258.53 |
| 1228 | Buy | 22.05.2013 21:55:00 | 1.28396 | 0.73 | 22.05.2013 23:10:00 | 1.28596 | \$ 15384.75 |
| 1227 | Buy | 22.05.2013 21:45:00 | 1.28409 | 0.74 | 22.05.2013 23:10:00 | 1.28587 | \$ 13879.99 |
| 1328 | Buy | 22.05.2013 21:35:00 | 132.491 | 1.08 | 23.05.2013 00:13:00 | 132.535 | \$ 1853.33 |
| 1330 | Buy | 22.05.2013 22:10:00 | 132.358 | 1.06 | 23.05.2013 00:13:00 | 132.545 | \$ 16978.42 |
| 721 | Buy | 22.05.2013 22:45:00 | 0.97779 | 0.48 | 23.05.2013 00:25:00 | 0.9787 | \$ 5006.32 |
| 720 | Buy | 22.05.2013 22:40:00 | 0.97793 | 0.48 | 23.05.2013 00:25:00 | 0.97867 | \$ 4066.46 |
| 719 | Buy | 22.05.2013 22:35:00 | 0.97815 | 0.48 | 23.05.2013 00:25:00 | 0.97866 | \$ 2794.88 |
| 718 | Buy | 22.05.2013 22:30:00 | 0.97849 | 0.48 | 23.05.2013 00:25:00 | 0.97861 | \$ 638.73 |
| 1319 | Sell | 22.05.2013 23:15:00 | 0.97011 | 0.12 | 23.05.2013 00:45:00 | 0.96944 | \$ 630.67 |
| 1318 | Sell | 22.05.2013 23:05:00 | 0.96983 | 0.12 | 23.05.2013 00:45:00 | 0.9694 | \$ 327.07 |
| 1317 | Sell | 22.05.2013 23:00:00 | 0.96951 | 0.12 | 23.05.2013 00:45:00 | 0.96927 | \$ 86.72 |
| 520 | Buy | 22.05.2013 22:30:00 | 102.826 | 0.27 | 23.05.2013 01:15:00 | 103.189 | \$ 9325.78 |
| 519 | Buy | 22.05.2013 22:25:00 | 102.961 | 0.27 | 23.05.2013 01:15:00 | 103.192 | \$ 5761.78 |
| 518 | Buy | 22.05.2013 22:20:00 | 103.026 | 0.27 | 23.05.2013 01:15:00 | 103.191 | \$ 3979.78 |
| 516 | Buy | 22.05.2013 21:30:00 | 103.146 | 0.27 | 23.05.2013 01:15:00 | 103.178 | \$ 388.78 |
| 1327 | Buy | 22.05.2013 21:30:00 | 132.528 | 1.09 | 23.05.2013 01:20:00 | 132.643 | \$ 9609.2 |
| 1326 | Buy | 22.05.2013 21:25:00 | 132.703 | 1.1 | 23.05.2013 01:20:00 | 132.644 | \$ -9444.5 |
| 900 | Buy | 23.05.2013 00:00:00 | 1.03667 | 0.16 | 23.05.2013 01:55:00 | 1.03727 | \$ 569.14 |
| 1331 | Sell | 23.05.2013 21:45:00 | 131.943 | 1.12 | 23.05.2013 22:32:00 | 131.794 | \$ 15210.32 |
| 521 | Sell | 23.05.2013 21:45:00 | 102.026 | 0.28 | 23.05.2013 23:46:00 | 101.855 | \$ 4442.18 |
| 1332 | Sell | 24.05.2013 00:00:00 | 131.92 | 1.12 | 24.05.2013 00:29:00 | 131.885 | \$ 2442.57 |
| 723 | Sell | 23.05.2013 22:10:00 | 0.96929 | 0.49 | 24.05.2013 01:29:00 | 0.96915 | \$ 507.65 |
| 1333 | Sell | 24.05.2013 02:30:00 | 132.108 | 1.12 | 24.05.2013 06:50:00 | 132.02 | \$ 8376.35 |
| 523 | Sell | 24.05.2013 02:30:00 | 102.181 | 0.28 | 24.05.2013 06:55:00 | 101.877 | \$ 8166.18 |
| 522 | Sell | 24.05.2013 00:00:00 | 102.002 | 0.28 | 24.05.2013 06:55:00 | 101.88 | \$ 3070.18 |
| 722 | Sell | 23.05.2013 22:00:00 | 0.96916 | 0.49 | 24.05.2013 06:55:00 | 0.97008 | \$ -5475.51 |

| | | | | | | | |
|------|------|---------------------|---------|------|---------------------|---------|-------------|
| 1323 | Buy | 24.05.2013 01:30:00 | 0.97284 | 0.12 | 24.05.2013 07:30:00 | 0.96882 | \$ -5231.84 |
| 1322 | Buy | 24.05.2013 01:25:00 | 0.97307 | 0.12 | 24.05.2013 07:30:00 | 0.96876 | \$ -5598.56 |
| 1321 | Buy | 24.05.2013 01:20:00 | 0.97337 | 0.12 | 24.05.2013 07:30:00 | 0.96871 | \$ -6041.17 |
| 1320 | Buy | 24.05.2013 01:05:00 | 0.97371 | 0.12 | 24.05.2013 07:30:00 | 0.96879 | \$ -6369.97 |
| 526 | Sell | 27.05.2013 00:55:00 | 101.255 | 0.28 | 27.05.2013 01:50:00 | 101.238 | \$ 130.18 |
| 528 | Sell | 27.05.2013 02:10:00 | 101.297 | 0.28 | 27.05.2013 02:30:00 | 101.046 | \$ 6682.18 |
| 527 | Sell | 27.05.2013 02:00:00 | 101.254 | 0.28 | 27.05.2013 02:30:00 | 101.029 | \$ 5954.18 |
| 525 | Sell | 27.05.2013 00:45:00 | 101.22 | 0.28 | 27.05.2013 02:30:00 | 101.042 | \$ 4638.18 |
| 524 | Sell | 27.05.2013 00:00:00 | 101.012 | 0.29 | 27.05.2013 02:30:00 | 101.028 | \$ -822.17 |
| 1337 | Sell | 27.05.2013 02:00:00 | 130.994 | 1.09 | 27.05.2013 02:30:00 | 130.692 | \$ 31490.05 |
| 1336 | Sell | 27.05.2013 00:55:00 | 130.98 | 1.1 | 27.05.2013 02:30:00 | 130.689 | \$ 30569.3 |
| 1335 | Sell | 27.05.2013 00:50:00 | 130.914 | 1.12 | 27.05.2013 02:30:00 | 130.699 | \$ 22613.63 |
| 1334 | Sell | 27.05.2013 00:01:00 | 130.722 | 1.13 | 27.05.2013 02:30:00 | 130.697 | \$ 1347.92 |
| 1338 | Buy | 28.05.2013 00:01:00 | 130.519 | 1.16 | 28.05.2013 02:15:00 | 130.843 | \$ 36069.91 |
| 529 | Buy | 28.05.2013 21:40:00 | 101.94 | 0.29 | 28.05.2013 22:20:00 | 102.202 | \$ 7239.83 |
| 725 | Buy | 28.05.2013 22:25:00 | 0.97228 | 0.49 | 28.05.2013 22:45:00 | 0.9745 | \$ 12524.27 |
| 724 | Buy | 28.05.2013 21:30:00 | 0.9726 | 0.49 | 28.05.2013 22:45:00 | 0.9744 | \$ 10153.9 |
| 1324 | Buy | 28.05.2013 23:30:00 | 0.96184 | 0.12 | 29.05.2013 09:35:00 | 0.95525 | \$ -8508.49 |
| 1325 | Buy | 28.05.2013 23:40:00 | 0.96165 | 0.12 | 29.05.2013 09:45:00 | 0.95533 | \$ -8167.06 |
| 1326 | Buy | 29.05.2013 00:00:00 | 0.96133 | 0.12 | 29.05.2013 10:05:00 | 0.95482 | \$ -8380.66 |
| 531 | Sell | 29.05.2013 22:50:00 | 101.224 | 0.29 | 29.05.2013 23:45:00 | 101.025 | \$ 5412.83 |
| 530 | Sell | 29.05.2013 21:25:00 | 101.187 | 0.29 | 29.05.2013 23:45:00 | 101.034 | \$ 4078.83 |
| 1341 | Sell | 29.05.2013 22:55:00 | 130.937 | 1.14 | 29.05.2013 23:45:00 | 130.748 | \$ 20053.23 |
| 1340 | Sell | 29.05.2013 22:50:00 | 130.906 | 1.15 | 29.05.2013 23:45:00 | 130.744 | \$ 17124.43 |
| 1339 | Sell | 29.05.2013 21:55:00 | 130.852 | 1.16 | 29.05.2013 23:45:00 | 130.729 | \$ 12750.19 |
| 1342 | Sell | 30.05.2013 00:00:00 | 130.878 | 1.18 | 30.05.2013 02:05:00 | 130.82 | \$ 5299.5 |
| 1327 | Buy | 30.05.2013 02:00:00 | 0.96209 | 0.12 | 30.05.2013 02:45:00 | 0.96371 | \$ 1900.42 |
| 727 | Sell | 30.05.2013 02:05:00 | 0.96311 | 0.5 | 30.05.2013 02:50:00 | 0.96105 | \$ 11859.95 |
| 726 | Sell | 30.05.2013 02:00:00 | 0.96251 | 0.5 | 30.05.2013 02:50:00 | 0.96106 | \$ 8346.55 |
| 1344 | Buy | 30.05.2013 22:55:00 | 131.317 | 1.16 | 31.05.2013 00:01:00 | 131.368 | \$ 3867.35 |
| 1345 | Buy | 30.05.2013 23:05:00 | 131.27 | 1.15 | 31.05.2013 00:01:00 | 131.371 | \$ 9584.48 |
| 533 | Buy | 30.05.2013 22:55:00 | 100.656 | 0.29 | 31.05.2013 00:25:00 | 100.833 | \$ 4724.08 |
| 532 | Buy | 30.05.2013 22:30:00 | 100.693 | 0.3 | 31.05.2013 00:25:00 | 100.824 | \$ 3506.98 |
| 1343 | Buy | 30.05.2013 22:30:00 | 131.356 | 1.17 | 31.05.2013 00:25:00 | 131.558 | \$ 21567.1 |
| 535 | Sell | 31.05.2013 02:10:00 | 101.031 | 0.3 | 31.05.2013 06:50:00 | 100.878 | \$ 4219.48 |
| 534 | Sell | 31.05.2013 02:00:00 | 101.025 | 0.3 | 31.05.2013 06:50:00 | 100.876 | \$ 4099.48 |
| 728 | Buy | 03.06.2013 00:00:00 | 0.9556 | 0.51 | 03.06.2013 01:06:00 | 0.95684 | \$ 7278.82 |
| 1328 | Sell | 03.06.2013 00:30:00 | 0.96103 | 0.12 | 03.06.2013 01:42:00 | 0.96041 | \$ 636.09 |
| 1229 | Buy | 03.06.2013 23:00:00 | 1.30698 | 0.76 | 04.06.2013 00:00:00 | 1.30756 | \$ 4198.08 |
| 1332 | Buy | 03.06.2013 23:30:00 | 0.97489 | 0.12 | 04.06.2013 00:00:00 | 0.97699 | \$ 2480.73 |
| 1331 | Buy | 03.06.2013 22:20:00 | 0.97516 | 0.12 | 04.06.2013 00:00:00 | 0.9769 | \$ 2025.49 |
| 1330 | Buy | 03.06.2013 22:05:00 | 0.97539 | 0.12 | 04.06.2013 00:00:00 | 0.97679 | \$ 1595.53 |
| 1329 | Buy | 03.06.2013 22:00:00 | 0.97555 | 0.12 | 04.06.2013 00:00:00 | 0.97687 | \$ 1494.36 |
| 732 | Sell | 03.06.2013 23:05:00 | 0.94743 | 0.5 | 04.06.2013 00:05:00 | 0.94679 | \$ 3397.86 |
| 731 | Sell | 03.06.2013 23:00:00 | 0.94715 | 0.51 | 04.06.2013 00:05:00 | 0.94681 | \$ 1703.34 |
| 730 | Sell | 03.06.2013 22:35:00 | 0.94698 | 0.51 | 04.06.2013 00:05:00 | 0.94671 | \$ 1292.11 |
| 729 | Sell | 03.06.2013 22:30:00 | 0.94693 | 0.51 | 04.06.2013 00:05:00 | 0.94688 | \$ -0.37 |
| 1199 | Buy | 03.06.2013 22:25:00 | 1.53198 | 0.79 | 04.06.2013 00:05:00 | 1.53225 | \$ 1910.52 |
| 1198 | Buy | 03.06.2013 22:10:00 | 1.53206 | 0.8 | 04.06.2013 00:05:00 | 1.53223 | \$ 1091.7 |
| 1197 | Buy | 03.06.2013 22:05:00 | 1.53254 | 0.81 | 04.06.2013 00:05:00 | 1.53213 | \$ -3845.17 |
| 1196 | Buy | 03.06.2013 22:00:00 | 1.53267 | 0.81 | 04.06.2013 00:05:00 | 1.53233 | \$ -3247.7 |
| 539 | Sell | 03.06.2013 23:30:00 | 99.527 | 0.3 | 04.06.2013 00:30:00 | 99.444 | \$ 1994.98 |
| 538 | Sell | 03.06.2013 22:50:00 | 99.508 | 0.3 | 04.06.2013 00:30:00 | 99.443 | \$ 1454.98 |
| 537 | Sell | 03.06.2013 22:15:00 | 99.434 | 0.3 | 04.06.2013 00:30:00 | 99.446 | \$ -855.02 |
| 536 | Sell | 03.06.2013 22:00:00 | 99.417 | 0.3 | 04.06.2013 00:30:00 | 99.451 | \$ -1515.02 |
| 1349 | Sell | 03.06.2013 22:50:00 | 130.068 | 1.16 | 04.06.2013 00:50:00 | 129.985 | \$ 7860.39 |
| 1348 | Sell | 03.06.2013 22:15:00 | 130.002 | 1.18 | 04.06.2013 00:50:00 | 129.983 | \$ 444.71 |
| 1347 | Sell | 03.06.2013 22:10:00 | 129.994 | 1.19 | 04.06.2013 00:50:00 | 129.995 | \$ -1931.33 |
| 1346 | Sell | 03.06.2013 22:00:00 | 129.976 | 1.2 | 04.06.2013 00:50:00 | 129.991 | \$ -3627.44 |
| 1200 | Buy | 04.06.2013 00:55:00 | 1.53166 | 0.81 | 04.06.2013 03:25:00 | 1.53229 | \$ 5377.29 |

| | | | | | | | |
|------|------|---------------------|---------|------|---------------------|---------|--------------|
| 901 | Sell | 04.06.2013 01:30:00 | 1.02829 | 0.17 | 04.06.2013 03:40:00 | 1.02804 | \$ 129.67 |
| 1231 | Buy | 04.06.2013 01:05:00 | 1.30692 | 0.76 | 04.06.2013 03:40:00 | 1.30749 | \$ 4564.85 |
| 1230 | Buy | 04.06.2013 01:00:00 | 1.30712 | 0.76 | 04.06.2013 03:40:00 | 1.30755 | \$ 3443.66 |
| 543 | Sell | 04.06.2013 02:25:00 | 99.691 | 0.3 | 04.06.2013 03:50:00 | 99.489 | \$ 5689.48 |
| 542 | Sell | 04.06.2013 02:10:00 | 99.663 | 0.3 | 04.06.2013 03:50:00 | 99.483 | \$ 5029.48 |
| 541 | Sell | 04.06.2013 02:05:00 | 99.603 | 0.3 | 04.06.2013 03:50:00 | 99.489 | \$ 3049.48 |
| 540 | Sell | 04.06.2013 01:05:00 | 99.528 | 0.3 | 04.06.2013 03:50:00 | 99.5 | \$ 469.48 |
| 735 | Sell | 04.06.2013 02:10:00 | 0.94788 | 0.51 | 04.06.2013 03:55:00 | 0.94724 | \$ 3754.83 |
| 734 | Sell | 04.06.2013 01:35:00 | 0.94769 | 0.51 | 04.06.2013 03:55:00 | 0.94709 | \$ 3519.83 |
| 733 | Sell | 04.06.2013 01:05:00 | 0.94743 | 0.51 | 04.06.2013 03:55:00 | 0.94713 | \$ 1757.36 |
| 1353 | Sell | 04.06.2013 02:20:00 | 130.248 | 1.16 | 04.06.2013 03:55:00 | 129.997 | \$ 27605.16 |
| 1352 | Sell | 04.06.2013 02:10:00 | 130.219 | 1.17 | 04.06.2013 03:55:00 | 130.005 | \$ 23514.31 |
| 1351 | Sell | 04.06.2013 02:05:00 | 130.142 | 1.18 | 04.06.2013 03:55:00 | 130.008 | \$ 14276.31 |
| 1350 | Sell | 04.06.2013 02:00:00 | 130.086 | 1.2 | 04.06.2013 03:55:00 | 130.004 | \$ 8278.81 |
| 1334 | Buy | 04.06.2013 02:05:00 | 0.97527 | 0.12 | 04.06.2013 07:35:00 | 0.97234 | \$ -3853.44 |
| 1333 | Buy | 04.06.2013 01:45:00 | 0.97587 | 0.12 | 04.06.2013 07:35:00 | 0.97233 | \$ -4624.84 |
| 1338 | Sell | 05.06.2013 00:20:00 | 0.96535 | 0.12 | 05.06.2013 02:55:00 | 0.9643 | \$ 1180.04 |
| 1337 | Sell | 04.06.2013 23:40:00 | 0.96493 | 0.12 | 05.06.2013 02:55:00 | 0.96416 | \$ 802.95 |
| 1336 | Sell | 04.06.2013 23:35:00 | 0.96475 | 0.12 | 05.06.2013 02:55:00 | 0.96416 | \$ 575.25 |
| 1335 | Sell | 04.06.2013 23:00:00 | 0.96463 | 0.12 | 05.06.2013 02:55:00 | 0.96421 | \$ 360.2 |
| 1354 | Sell | 05.06.2013 22:30:00 | 129.887 | 1.22 | 05.06.2013 23:07:00 | 129.866 | \$ 977.32 |
| 1355 | Sell | 05.06.2013 22:35:00 | 129.9 | 1.21 | 05.06.2013 23:07:00 | 129.856 | \$ 3752.13 |
| 1356 | Sell | 05.06.2013 22:40:00 | 129.927 | 1.2 | 05.06.2013 23:07:00 | 129.876 | \$ 4560.96 |
| 1342 | Sell | 05.06.2013 23:35:00 | 0.95433 | 0.12 | 06.06.2013 00:55:00 | 0.95338 | \$ 984.88 |
| 1341 | Sell | 05.06.2013 23:25:00 | 0.95415 | 0.12 | 06.06.2013 00:55:00 | 0.95318 | \$ 1010.18 |
| 1340 | Sell | 05.06.2013 22:35:00 | 0.95399 | 0.12 | 06.06.2013 00:55:00 | 0.95325 | \$ 719.23 |
| 1339 | Sell | 05.06.2013 22:30:00 | 0.95375 | 0.12 | 06.06.2013 00:55:00 | 0.9533 | \$ 352.38 |
| 1360 | Sell | 07.06.2013 00:50:00 | 129.005 | 1.18 | 07.06.2013 01:05:00 | 128.969 | \$ 2725.72 |
| 546 | Sell | 07.06.2013 00:45:00 | 97.345 | 0.31 | 07.06.2013 02:13:00 | 97.288 | \$ 1384.13 |
| 547 | Sell | 07.06.2013 00:50:00 | 97.421 | 0.31 | 07.06.2013 02:13:00 | 97.304 | \$ 3244.13 |
| 1359 | Sell | 07.06.2013 00:45:00 | 128.885 | 1.2 | 07.06.2013 02:13:00 | 128.861 | \$ 1333.28 |
| 1361 | Sell | 07.06.2013 01:15:00 | 128.958 | 1.19 | 07.06.2013 02:13:00 | 128.86 | \$ 10127.39 |
| 1204 | Buy | 07.06.2013 01:00:00 | 1.55831 | 0.79 | 07.06.2013 02:15:00 | 1.56087 | \$ 21311.04 |
| 1203 | Buy | 07.06.2013 00:55:00 | 1.55888 | 0.8 | 07.06.2013 02:15:00 | 1.56076 | \$ 15848.4 |
| 1202 | Buy | 07.06.2013 00:45:00 | 1.5593 | 0.81 | 07.06.2013 02:15:00 | 1.5609 | \$ 13656.6 |
| 1201 | Buy | 07.06.2013 00:05:00 | 1.55945 | 0.81 | 07.06.2013 02:15:00 | 1.56088 | \$ 12205.59 |
| 736 | Sell | 07.06.2013 01:00:00 | 0.93045 | 0.53 | 07.06.2013 02:20:00 | 0.92892 | \$ 9335.76 |
| 1233 | Buy | 07.06.2013 00:55:00 | 1.32383 | 0.77 | 07.06.2013 02:20:00 | 1.32462 | \$ 6409.96 |
| 1232 | Buy | 07.06.2013 00:45:00 | 1.32405 | 0.77 | 07.06.2013 02:20:00 | 1.32461 | \$ 4543.77 |
| 545 | Sell | 07.06.2013 00:40:00 | 97.217 | 0.31 | 07.06.2013 04:05:00 | 97.162 | \$ 1322.13 |
| 544 | Sell | 07.06.2013 00:35:00 | 97.181 | 0.31 | 07.06.2013 04:05:00 | 97.172 | \$ -103.87 |
| 1358 | Sell | 07.06.2013 00:40:00 | 128.757 | 1.22 | 07.06.2013 04:05:00 | 128.661 | \$ 10141.2 |
| 1357 | Sell | 07.06.2013 00:35:00 | 128.695 | 1.23 | 07.06.2013 04:05:00 | 128.66 | \$ 2721.92 |
| 905 | Sell | 07.06.2013 02:00:00 | 1.02759 | 0.17 | 07.06.2013 04:15:00 | 1.02692 | \$ 700.24 |
| 904 | Sell | 07.06.2013 01:00:00 | 1.02717 | 0.17 | 07.06.2013 04:15:00 | 1.02693 | \$ 116.09 |
| 903 | Sell | 07.06.2013 00:50:00 | 1.02708 | 0.17 | 07.06.2013 04:15:00 | 1.02692 | \$ 7.4 |
| 902 | Sell | 07.06.2013 00:35:00 | 1.02675 | 0.18 | 07.06.2013 04:15:00 | 1.02683 | \$ -337.38 |
| 1343 | Buy | 07.06.2013 00:00:00 | 0.95952 | 0.13 | 07.06.2013 10:00:00 | 0.95028 | \$ -12819.05 |
| 1346 | Buy | 07.06.2013 00:20:00 | 0.95809 | 0.13 | 07.06.2013 10:15:00 | 0.95231 | \$ -8078.96 |
| 1345 | Buy | 07.06.2013 00:15:00 | 0.95861 | 0.13 | 07.06.2013 10:15:00 | 0.95225 | \$ -8873.55 |
| 1344 | Buy | 07.06.2013 00:10:00 | 0.95905 | 0.13 | 07.06.2013 10:15:00 | 0.95244 | \$ -9216.03 |
| 907 | Sell | 10.06.2013 00:55:00 | 1.02214 | 0.17 | 10.06.2013 02:25:00 | 1.02118 | \$ 1094.22 |
| 906 | Sell | 10.06.2013 00:30:00 | 1.02189 | 0.17 | 10.06.2013 02:25:00 | 1.02104 | \$ 944.78 |
| 737 | Buy | 10.06.2013 21:45:00 | 0.93286 | 0.52 | 10.06.2013 23:25:00 | 0.93355 | \$ 4127.42 |
| 1205 | Sell | 10.06.2013 22:00:00 | 1.55848 | 0.83 | 10.06.2013 23:25:00 | 1.55743 | \$ 9187.61 |
| 1362 | Buy | 11.06.2013 02:30:00 | 130.934 | 1.22 | 11.06.2013 03:01:00 | 130.972 | \$ 3038.64 |
| 1347 | Buy | 11.06.2013 02:30:00 | 0.9434 | 0.12 | 11.06.2013 05:50:00 | 0.94304 | \$ -603.46 |
| 1351 | Sell | 11.06.2013 22:35:00 | 0.945 | 0.12 | 12.06.2013 00:00:00 | 0.94248 | \$ 3016.71 |
| 1350 | Sell | 11.06.2013 22:25:00 | 0.94476 | 0.13 | 12.06.2013 00:00:00 | 0.94247 | \$ 2952.9 |
| 1349 | Sell | 11.06.2013 22:05:00 | 0.94466 | 0.13 | 12.06.2013 00:00:00 | 0.94254 | \$ 2719.93 |

| | | | | | | | |
|------|------|---------------------|---------|------|---------------------|---------|---------------|
| 1348 | Sell | 11.06.2013 22:00:00 | 0.94418 | 0.13 | 12.06.2013 00:00:00 | 0.94253 | \$ 2075.83 |
| 548 | Sell | 12.06.2013 00:35:00 | 96.106 | 0.32 | 12.06.2013 01:34:00 | 96.067 | \$ 852.78 |
| 549 | Sell | 12.06.2013 00:40:00 | 96.127 | 0.32 | 12.06.2013 01:34:00 | 96.063 | \$ 1652.78 |
| 550 | Sell | 12.06.2013 00:50:00 | 96.141 | 0.32 | 12.06.2013 01:34:00 | 96.078 | \$ 1620.78 |
| 552 | Sell | 12.06.2013 01:50:00 | 96.231 | 0.32 | 12.06.2013 02:08:00 | 96.169 | \$ 1588.78 |
| 1352 | Sell | 12.06.2013 01:30:00 | 0.94695 | 0.13 | 12.06.2013 02:57:00 | 0.94552 | \$ 1799.15 |
| 1353 | Sell | 12.06.2013 01:45:00 | 0.94712 | 0.13 | 12.06.2013 02:57:00 | 0.94547 | \$ 2100.64 |
| 551 | Sell | 12.06.2013 01:45:00 | 96.165 | 0.32 | 12.06.2013 06:35:00 | 96.344 | \$ -6123.22 |
| 1209 | Sell | 11.06.2013 22:40:00 | 1.56459 | 0.81 | 12.06.2013 07:15:00 | 1.56409 | \$ 4000.78 |
| 1208 | Sell | 11.06.2013 22:30:00 | 1.56438 | 0.82 | 12.06.2013 07:15:00 | 1.56419 | \$ 1370.32 |
| 1207 | Sell | 11.06.2013 21:50:00 | 1.56416 | 0.82 | 12.06.2013 07:15:00 | 1.56402 | \$ 938.08 |
| 1206 | Sell | 11.06.2013 21:25:00 | 1.56325 | 0.83 | 12.06.2013 07:15:00 | 1.56404 | \$ -7188.08 |
| 1364 | Sell | 12.06.2013 23:20:00 | 128.103 | 1.23 | 12.06.2013 23:47:00 | 128.051 | \$ 4820.39 |
| 554 | Sell | 12.06.2013 23:20:00 | 96.081 | 0.32 | 13.06.2013 00:08:00 | 96.045 | \$ 358.38 |
| 553 | Sell | 12.06.2013 23:00:00 | 96.022 | 0.32 | 13.06.2013 00:45:00 | 95.827 | \$ 5446.38 |
| 1363 | Sell | 12.06.2013 23:00:00 | 128.016 | 1.25 | 13.06.2013 00:45:00 | 127.807 | \$ 23688.59 |
| 1365 | Sell | 13.06.2013 02:00:00 | 127.971 | 1.25 | 13.06.2013 02:12:00 | 127.855 | \$ 12900.41 |
| 908 | Sell | 12.06.2013 22:00:00 | 1.02127 | 0.18 | 13.06.2013 02:35:00 | 1.02058 | \$ 609.77 |
| 1357 | Buy | 12.06.2013 22:10:00 | 0.94802 | 0.13 | 13.06.2013 03:30:00 | 0.94947 | \$ 1739.17 |
| 1356 | Buy | 12.06.2013 21:45:00 | 0.94884 | 0.13 | 13.06.2013 03:30:00 | 0.94947 | \$ 615.8 |
| 1355 | Buy | 12.06.2013 21:40:00 | 0.94915 | 0.13 | 13.06.2013 03:30:00 | 0.9493 | \$ -41.79 |
| 1354 | Buy | 12.06.2013 21:35:00 | 0.94945 | 0.13 | 13.06.2013 03:30:00 | 0.94944 | \$ -260.98 |
| 1368 | Sell | 13.06.2013 21:35:00 | 126.695 | 1.24 | 13.06.2013 22:00:00 | 126.64 | \$ 5249.04 |
| 555 | Sell | 13.06.2013 21:35:00 | 94.948 | 0.32 | 13.06.2013 22:01:00 | 94.915 | \$ 660.78 |
| 909 | Sell | 13.06.2013 21:30:00 | 1.01848 | 0.18 | 13.06.2013 22:45:00 | 1.01626 | \$ 2971.01 |
| 558 | Sell | 13.06.2013 22:15:00 | 95.06 | 0.32 | 13.06.2013 22:46:00 | 94.997 | \$ 1620.78 |
| 740 | Buy | 13.06.2013 22:45:00 | 0.92071 | 0.54 | 13.06.2013 23:06:00 | 0.921 | \$ 1798.3 |
| 280 | Sell | 13.06.2013 22:50:00 | 0.85134 | 0.2 | 13.06.2013 23:55:00 | 0.85053 | \$ 1960.36 |
| 279 | Sell | 13.06.2013 22:30:00 | 0.8511 | 0.2 | 13.06.2013 23:55:00 | 0.8506 | \$ 1115.56 |
| 1366 | Sell | 13.06.2013 21:25:00 | 126.524 | 1.27 | 14.06.2013 00:38:00 | 127.823 | \$ -166863.14 |
| 1367 | Sell | 13.06.2013 21:30:00 | 126.535 | 1.26 | 14.06.2013 00:38:00 | 127.835 | \$ -165675.46 |
| 1369 | Sell | 13.06.2013 22:05:00 | 126.728 | 1.24 | 14.06.2013 00:41:00 | 128.032 | \$ -163544.03 |
| 1370 | Sell | 13.06.2013 22:10:00 | 126.771 | 1.22 | 14.06.2013 00:42:00 | 128.067 | \$ -159930.76 |
| 1372 | Sell | 14.06.2013 00:45:00 | 127.98 | 1.07 | 14.06.2013 01:13:00 | 127.894 | \$ 7832.69 |
| 1212 | Sell | 13.06.2013 23:55:00 | 1.57211 | 0.82 | 14.06.2013 01:15:00 | 1.5712 | \$ 7594.5 |
| 1211 | Sell | 13.06.2013 23:35:00 | 1.57194 | 0.82 | 14.06.2013 01:15:00 | 1.57115 | \$ 6557.13 |
| 1210 | Sell | 13.06.2013 23:30:00 | 1.57119 | 0.83 | 14.06.2013 01:15:00 | 1.57114 | \$ 162.02 |
| 1371 | Sell | 14.06.2013 00:40:00 | 127.879 | 1.07 | 14.06.2013 01:42:00 | 127.638 | \$ 24418.64 |
| 1373 | Sell | 14.06.2013 01:15:00 | 127.906 | 1.07 | 14.06.2013 01:42:00 | 127.647 | \$ 26344.38 |
| 739 | Buy | 13.06.2013 22:05:00 | 0.9216 | 0.54 | 14.06.2013 01:50:00 | 0.92256 | \$ 5958.02 |
| 738 | Buy | 13.06.2013 22:00:00 | 0.92173 | 0.55 | 14.06.2013 01:50:00 | 0.92261 | \$ 5561.57 |
| 1237 | Sell | 13.06.2013 22:15:00 | 1.33507 | 0.76 | 14.06.2013 02:05:00 | 1.33616 | \$ -8795.7 |
| 1236 | Sell | 13.06.2013 21:45:00 | 1.33454 | 0.78 | 14.06.2013 02:05:00 | 1.33616 | \$ -13385.36 |
| 1235 | Sell | 13.06.2013 21:40:00 | 1.33432 | 0.78 | 14.06.2013 02:05:00 | 1.33612 | \$ -14865.5 |
| 1234 | Sell | 13.06.2013 21:25:00 | 1.33422 | 0.79 | 14.06.2013 02:05:00 | 1.33608 | \$ -15555.79 |
| 560 | Sell | 13.06.2013 23:00:00 | 95.186 | 0.32 | 14.06.2013 03:10:00 | 95.28 | \$ -3536.02 |
| 559 | Sell | 13.06.2013 22:55:00 | 95.111 | 0.32 | 14.06.2013 03:10:00 | 95.285 | \$ -6096.02 |
| 557 | Sell | 13.06.2013 22:10:00 | 94.993 | 0.32 | 14.06.2013 03:10:00 | 95.283 | \$ -9808.02 |
| 556 | Sell | 13.06.2013 22:05:00 | 94.961 | 0.32 | 14.06.2013 03:10:00 | 95.278 | \$ -10672.02 |
| 1359 | Buy | 14.06.2013 02:15:00 | 0.9619 | 0.13 | 14.06.2013 09:20:00 | 0.96103 | \$ -1352.44 |
| 1358 | Buy | 14.06.2013 02:05:00 | 0.96269 | 0.13 | 14.06.2013 09:20:00 | 0.96105 | \$ -2407.31 |
| 1360 | Buy | 17.06.2013 00:02:00 | 0.95615 | 0.13 | 17.06.2013 01:25:00 | 0.95735 | \$ 1483.4 |
| 1374 | Sell | 17.06.2013 01:10:00 | 125.935 | 1.11 | 17.06.2013 02:00:00 | 125.875 | \$ 5262.09 |
| 1375 | Sell | 17.06.2013 01:15:00 | 125.944 | 1.1 | 17.06.2013 02:00:00 | 125.877 | \$ 5984.47 |
| 1376 | Sell | 17.06.2013 01:20:00 | 126.021 | 1.09 | 17.06.2013 02:00:00 | 125.892 | \$ 12687.24 |
| 561 | Sell | 17.06.2013 01:30:00 | 94.403 | 0.32 | 17.06.2013 02:28:00 | 94.335 | \$ 1780.78 |
| 1213 | Buy | 17.06.2013 21:30:00 | 1.56849 | 0.83 | 17.06.2013 22:25:00 | 1.57155 | \$ 26763.14 |
| 1377 | Buy | 17.06.2013 22:30:00 | 126.28 | 1.12 | 17.06.2013 22:40:00 | 126.35 | \$ 6425.57 |
| 911 | Sell | 17.06.2013 21:50:00 | 1.0201 | 0.18 | 17.06.2013 22:45:00 | 1.01804 | \$ 2740.86 |
| 910 | Sell | 17.06.2013 21:30:00 | 1.02 | 0.18 | 17.06.2013 22:45:00 | 1.01794 | \$ 2740.86 |

| | | | | | | | |
|------|------|---------------------|---------|------|---------------------|---------|--------------|
| 1378 | Buy | 17.06.2013 22:45:00 | 126.262 | 1.12 | 17.06.2013 23:37:00 | 126.365 | \$ 10121.8 |
| 562 | Buy | 17.06.2013 22:30:00 | 94.49 | 0.32 | 17.06.2013 23:38:00 | 94.528 | \$ 820.78 |
| 563 | Buy | 17.06.2013 22:45:00 | 94.424 | 0.32 | 17.06.2013 23:38:00 | 94.527 | \$ 2900.78 |
| 1363 | Sell | 17.06.2013 22:40:00 | 0.95618 | 0.13 | 18.06.2013 00:00:00 | 0.95527 | \$ 1061.72 |
| 1364 | Sell | 17.06.2013 22:45:00 | 0.957 | 0.13 | 18.06.2013 00:00:00 | 0.95513 | \$ 2377.33 |
| 912 | Buy | 17.06.2013 23:00:00 | 1.01771 | 0.18 | 18.06.2013 01:50:00 | 1.01915 | \$ 1797.31 |
| 1217 | Sell | 17.06.2013 22:45:00 | 1.57341 | 0.81 | 18.06.2013 01:50:00 | 1.57127 | \$ 18005.18 |
| 1216 | Sell | 17.06.2013 22:40:00 | 1.57227 | 0.83 | 18.06.2013 01:50:00 | 1.57135 | \$ 7774.61 |
| 1215 | Sell | 17.06.2013 22:35:00 | 1.57218 | 0.83 | 18.06.2013 01:50:00 | 1.57117 | \$ 8562.12 |
| 1214 | Sell | 17.06.2013 22:30:00 | 1.57153 | 0.84 | 18.06.2013 01:50:00 | 1.57126 | \$ 2112.18 |
| 1240 | Sell | 17.06.2013 23:00:00 | 1.33786 | 0.76 | 18.06.2013 01:50:00 | 1.33606 | \$ 14359.4 |
| 1239 | Sell | 17.06.2013 22:45:00 | 1.33747 | 0.77 | 18.06.2013 01:50:00 | 1.33604 | \$ 11544.84 |
| 1238 | Sell | 17.06.2013 22:30:00 | 1.33672 | 0.78 | 18.06.2013 01:50:00 | 1.336 | \$ 5856.45 |
| 1362 | Sell | 17.06.2013 22:35:00 | 0.9553 | 0.13 | 18.06.2013 01:50:00 | 0.95401 | \$ 1582.48 |
| 1361 | Sell | 17.06.2013 22:30:00 | 0.95493 | 0.13 | 18.06.2013 01:50:00 | 0.95399 | \$ 1102.84 |
| 743 | Buy | 17.06.2013 23:00:00 | 0.92207 | 0.54 | 18.06.2013 04:15:00 | 0.9229 | \$ 5149.47 |
| 742 | Buy | 17.06.2013 22:45:00 | 0.92253 | 0.55 | 18.06.2013 04:15:00 | 0.92291 | \$ 2394.14 |
| 741 | Buy | 17.06.2013 22:30:00 | 0.92289 | 0.55 | 18.06.2013 04:15:00 | 0.9229 | \$ 50.24 |
| 1379 | Buy | 19.06.2013 00:00:00 | 127.64 | 1.11 | 19.06.2013 00:57:00 | 127.709 | \$ 6242.24 |
| 1380 | Sell | 19.06.2013 21:25:00 | 128.394 | 1.11 | 19.06.2013 21:36:00 | 128.192 | \$ 20996.8 |
| 564 | Sell | 19.06.2013 21:25:00 | 96.281 | 0.31 | 19.06.2013 21:37:00 | 96.257 | \$ 361.13 |
| 565 | Sell | 19.06.2013 21:30:00 | 96.312 | 0.31 | 19.06.2013 21:37:00 | 96.248 | \$ 1601.13 |
| 567 | Sell | 19.06.2013 21:45:00 | 96.796 | 0.31 | 19.06.2013 22:00:00 | 96.506 | \$ 8607.13 |
| 568 | Sell | 19.06.2013 21:50:00 | 96.86 | 0.31 | 19.06.2013 22:00:00 | 96.512 | \$ 10405.13 |
| 569 | Sell | 19.06.2013 21:55:00 | 96.886 | 0.3 | 19.06.2013 22:00:00 | 96.502 | \$ 11149.48 |
| 1381 | Sell | 19.06.2013 21:40:00 | 128.376 | 1.11 | 19.06.2013 22:00:00 | 128.078 | \$ 31652.96 |
| 1382 | Sell | 19.06.2013 21:45:00 | 128.681 | 1.09 | 19.06.2013 22:00:00 | 128.067 | \$ 65523.37 |
| 747 | Sell | 19.06.2013 21:50:00 | 0.93055 | 0.52 | 19.06.2013 22:07:00 | 0.93022 | \$ 1971.53 |
| 572 | Sell | 19.06.2013 22:30:00 | 96.703 | 0.31 | 19.06.2013 23:20:00 | 96.012 | \$ 21038.13 |
| 571 | Sell | 19.06.2013 22:20:00 | 96.686 | 0.32 | 19.06.2013 23:20:00 | 96.017 | \$ 21012.78 |
| 570 | Sell | 19.06.2013 22:15:00 | 96.637 | 0.32 | 19.06.2013 23:20:00 | 96.008 | \$ 19732.78 |
| 566 | Sell | 19.06.2013 21:40:00 | 96.435 | 0.31 | 19.06.2013 23:20:00 | 96.019 | \$ 12513.13 |
| 746 | Sell | 19.06.2013 21:45:00 | 0.92937 | 0.53 | 19.06.2013 23:20:00 | 0.92734 | \$ 12388.39 |
| 745 | Sell | 19.06.2013 21:40:00 | 0.92771 | 0.54 | 19.06.2013 23:20:00 | 0.92721 | \$ 3104.83 |
| 744 | Sell | 19.06.2013 21:30:00 | 0.92603 | 0.54 | 19.06.2013 23:20:00 | 0.92725 | \$ -7594.36 |
| 1244 | Buy | 19.06.2013 21:50:00 | 1.32805 | 0.74 | 19.06.2013 23:30:00 | 1.32955 | \$ 11696.62 |
| 1243 | Buy | 19.06.2013 21:45:00 | 1.32923 | 0.75 | 19.06.2013 23:30:00 | 1.32963 | \$ 3161.25 |
| 1242 | Buy | 19.06.2013 21:40:00 | 1.33124 | 0.76 | 19.06.2013 23:30:00 | 1.32969 | \$ -12413.17 |
| 1241 | Buy | 19.06.2013 21:30:00 | 1.33205 | 0.77 | 19.06.2013 23:30:00 | 1.32954 | \$ -20365.82 |
| 1365 | Buy | 19.06.2013 21:30:00 | 0.93987 | 0.13 | 20.06.2013 00:12:00 | 0.92691 | \$ -18002.03 |
| 1366 | Buy | 19.06.2013 21:40:00 | 0.93935 | 0.13 | 20.06.2013 00:15:00 | 0.92639 | \$ -18002.04 |
| 1221 | Buy | 19.06.2013 21:50:00 | 1.54987 | 0.81 | 20.06.2013 01:00:00 | 1.54882 | \$ -9999.14 |
| 1220 | Buy | 19.06.2013 21:45:00 | 1.55169 | 0.83 | 20.06.2013 01:00:00 | 1.54872 | \$ -27038.59 |
| 1219 | Buy | 19.06.2013 21:35:00 | 1.55316 | 0.84 | 20.06.2013 01:00:00 | 1.5488 | \$ -39667.95 |
| 1218 | Buy | 19.06.2013 21:30:00 | 1.55509 | 0.85 | 20.06.2013 01:00:00 | 1.54872 | \$ -58143.5 |
| 1368 | Buy | 19.06.2013 21:50:00 | 0.9342 | 0.13 | 20.06.2013 03:10:00 | 0.92956 | \$ -6603.93 |
| 1367 | Buy | 19.06.2013 21:45:00 | 0.93751 | 0.13 | 20.06.2013 03:10:00 | 0.92965 | \$ -11015.21 |
| 916 | Sell | 19.06.2013 21:50:00 | 1.02645 | 0.17 | 20.06.2013 03:15:00 | 1.02735 | \$ -1584.16 |
| 915 | Sell | 19.06.2013 21:45:00 | 1.02467 | 0.18 | 20.06.2013 03:15:00 | 1.02738 | \$ -4280.9 |
| 914 | Sell | 19.06.2013 21:35:00 | 1.02432 | 0.18 | 20.06.2013 03:15:00 | 1.02727 | \$ -4626.14 |
| 913 | Sell | 19.06.2013 21:30:00 | 1.02401 | 0.18 | 20.06.2013 03:15:00 | 1.02739 | \$ -5244.66 |
| 281 | Sell | 19.06.2013 23:30:00 | 0.85876 | 0.2 | 20.06.2013 06:10:00 | 0.85849 | \$ 398.94 |
| 1385 | Buy | 20.06.2013 21:40:00 | 128.624 | 1.1 | 20.06.2013 21:51:00 | 128.635 | \$ -204.88 |
| 1386 | Buy | 20.06.2013 21:55:00 | 128.513 | 1.1 | 20.06.2013 22:12:00 | 128.627 | \$ 11126.48 |
| 1387 | Buy | 20.06.2013 22:00:00 | 128.301 | 1.07 | 20.06.2013 22:12:00 | 128.63 | \$ 33830.12 |
| 1388 | Buy | 20.06.2013 22:20:00 | 128.397 | 1.1 | 20.06.2013 22:33:00 | 128.663 | \$ 27847.56 |
| 1384 | Buy | 20.06.2013 21:35:00 | 128.753 | 1.12 | 20.06.2013 23:15:00 | 128.779 | \$ 1469.88 |
| 919 | Buy | 20.06.2013 23:25:00 | 1.03673 | 0.17 | 21.06.2013 00:00:00 | 1.0384 | \$ 2009.76 |
| 918 | Buy | 20.06.2013 23:10:00 | 1.03683 | 0.17 | 21.06.2013 00:00:00 | 1.03837 | \$ 1833.24 |
| 917 | Buy | 20.06.2013 22:45:00 | 1.03706 | 0.17 | 21.06.2013 00:00:00 | 1.03838 | \$ 1534.53 |

| | | | | | | | |
|------|------|---------------------|---------|------|---------------------|---------|--------------|
| 1389 | Buy | 21.06.2013 00:01:00 | 128.45 | 1.13 | 21.06.2013 00:29:00 | 128.587 | \$ 14029.63 |
| 1370 | Sell | 20.06.2013 23:30:00 | 0.92049 | 0.12 | 21.06.2013 00:40:00 | 0.92011 | \$ 309.6 |
| 1372 | Sell | 21.06.2013 01:25:00 | 0.92092 | 0.12 | 21.06.2013 01:52:00 | 0.92041 | \$ 496.94 |
| 1373 | Sell | 21.06.2013 01:30:00 | 0.9211 | 0.12 | 21.06.2013 01:52:00 | 0.92054 | \$ 560.19 |
| 1371 | Sell | 21.06.2013 01:00:00 | 0.9205 | 0.12 | 21.06.2013 02:55:00 | 0.91937 | \$ 1281.24 |
| 1369 | Sell | 20.06.2013 23:10:00 | 0.92001 | 0.12 | 21.06.2013 02:55:00 | 0.9193 | \$ 727.05 |
| 1392 | Buy | 21.06.2013 02:15:00 | 128.291 | 1.1 | 21.06.2013 03:00:00 | 128.31 | \$ 678.89 |
| 1246 | Sell | 21.06.2013 01:30:00 | 1.3232 | 0.76 | 21.06.2013 03:20:00 | 1.32135 | \$ 14822.47 |
| 1245 | Sell | 20.06.2013 23:45:00 | 1.32281 | 0.76 | 21.06.2013 03:20:00 | 1.32144 | \$ 10914.19 |
| 1391 | Buy | 21.06.2013 02:05:00 | 128.474 | 1.12 | 21.06.2013 03:27:00 | 128.527 | \$ 4497.16 |
| 1390 | Buy | 21.06.2013 02:00:00 | 128.565 | 1.14 | 21.06.2013 05:20:00 | 128.667 | \$ 10162.32 |
| 1383 | Buy | 20.06.2013 21:30:00 | 129.002 | 1.13 | 21.06.2013 05:20:00 | 128.673 | \$ -39146.62 |
| 576 | Buy | 20.06.2013 21:40:00 | 97.401 | 0.33 | 21.06.2013 06:35:00 | 97.326 | \$ -2940.32 |
| 575 | Buy | 20.06.2013 21:35:00 | 97.44 | 0.33 | 21.06.2013 06:35:00 | 97.315 | \$ -4590.32 |
| 574 | Buy | 20.06.2013 21:30:00 | 97.642 | 0.33 | 21.06.2013 06:35:00 | 97.327 | \$ -10860.32 |
| 573 | Buy | 20.06.2013 21:25:00 | 97.74 | 0.33 | 21.06.2013 06:35:00 | 97.324 | \$ -14193.32 |
| 1374 | Buy | 24.06.2013 00:01:00 | 0.92072 | 0.12 | 24.06.2013 01:19:00 | 0.92215 | \$ 1660.15 |
| 1396 | Sell | 24.06.2013 01:50:00 | 128.798 | 1.11 | 24.06.2013 04:35:00 | 128.637 | \$ 16441.26 |
| 1395 | Sell | 24.06.2013 01:45:00 | 128.746 | 1.13 | 24.06.2013 04:35:00 | 128.63 | \$ 11653.1 |
| 1394 | Sell | 24.06.2013 01:35:00 | 128.68 | 1.14 | 24.06.2013 04:35:00 | 128.635 | \$ 3662.92 |
| 1393 | Sell | 24.06.2013 01:30:00 | 128.611 | 1.15 | 24.06.2013 04:35:00 | 128.635 | \$ -4239.13 |
| 921 | Buy | 24.06.2013 21:30:00 | 1.04781 | 0.17 | 24.06.2013 22:02:00 | 1.0484 | \$ 591.14 |
| 922 | Buy | 24.06.2013 21:35:00 | 1.04734 | 0.17 | 24.06.2013 22:02:00 | 1.04832 | \$ 1120.67 |
| 1376 | Sell | 24.06.2013 21:30:00 | 0.92916 | 0.12 | 24.06.2013 22:03:00 | 0.92839 | \$ 825.85 |
| 1377 | Sell | 24.06.2013 21:35:00 | 0.92977 | 0.12 | 24.06.2013 22:03:00 | 0.92831 | \$ 1698.7 |
| 1222 | Sell | 24.06.2013 21:25:00 | 1.54574 | 0.82 | 24.06.2013 22:31:00 | 1.54471 | \$ 8904.03 |
| 1223 | Sell | 24.06.2013 21:30:00 | 1.54613 | 0.81 | 24.06.2013 22:31:00 | 1.54482 | \$ 11186.43 |
| 1224 | Sell | 24.06.2013 21:35:00 | 1.54653 | 0.8 | 24.06.2013 22:31:00 | 1.54479 | \$ 14674.89 |
| 1247 | Sell | 24.06.2013 21:25:00 | 1.31396 | 0.77 | 24.06.2013 22:31:00 | 1.31335 | \$ 4951.72 |
| 1248 | Sell | 24.06.2013 21:35:00 | 1.31425 | 0.77 | 24.06.2013 22:31:00 | 1.31336 | \$ 7224.64 |
| 1375 | Sell | 24.06.2013 21:25:00 | 0.9283 | 0.12 | 24.06.2013 23:00:00 | 0.92633 | \$ 2343.84 |
| 1397 | Sell | 24.06.2013 21:30:00 | 128.263 | 1.16 | 24.06.2013 23:34:00 | 128.231 | \$ 2224.22 |
| 1398 | Sell | 24.06.2013 21:35:00 | 128.414 | 1.15 | 24.06.2013 23:34:00 | 128.237 | \$ 18878.32 |
| 920 | Buy | 24.06.2013 21:25:00 | 1.0484 | 0.17 | 24.06.2013 23:55:00 | 1.04971 | \$ 1568.74 |
| 1381 | Buy | 24.06.2013 23:55:00 | 0.92542 | 0.12 | 25.06.2013 02:05:00 | 0.92624 | \$ 862.06 |
| 1380 | Buy | 24.06.2013 23:40:00 | 0.92566 | 0.12 | 25.06.2013 02:05:00 | 0.92631 | \$ 647.09 |
| 1379 | Buy | 24.06.2013 23:35:00 | 0.92595 | 0.12 | 25.06.2013 02:05:00 | 0.9264 | \$ 394.18 |
| 1378 | Buy | 24.06.2013 23:30:00 | 0.92599 | 0.12 | 25.06.2013 02:05:00 | 0.9264 | \$ 343.59 |
| 748 | Buy | 25.06.2013 23:00:00 | 0.93712 | 0.54 | 25.06.2013 23:50:00 | 0.93782 | \$ 4348.37 |
| 1401 | Sell | 26.06.2013 01:10:00 | 128.363 | 1.14 | 26.06.2013 02:53:00 | 128.32 | \$ 3438.55 |
| 1402 | Sell | 26.06.2013 02:00:00 | 128.415 | 1.13 | 26.06.2013 02:53:00 | 128.331 | \$ 8040.99 |
| 1400 | Sell | 26.06.2013 01:05:00 | 128.165 | 1.16 | 26.06.2013 03:25:00 | 128.154 | \$ -210.86 |
| 1399 | Sell | 26.06.2013 01:00:00 | 128.159 | 1.17 | 26.06.2013 03:25:00 | 128.157 | \$ -1265.44 |
| 579 | Sell | 26.06.2013 22:00:00 | 97.875 | 0.32 | 26.06.2013 23:50:00 | 97.724 | \$ 4436.78 |
| 578 | Sell | 26.06.2013 21:35:00 | 97.772 | 0.33 | 26.06.2013 23:50:00 | 97.727 | \$ 1077.43 |
| 577 | Sell | 26.06.2013 21:25:00 | 97.746 | 0.33 | 26.06.2013 23:50:00 | 97.728 | \$ 186.43 |
| 1405 | Sell | 26.06.2013 22:00:00 | 127.266 | 1.15 | 26.06.2013 23:53:00 | 127.248 | \$ 606.52 |
| 1406 | Sell | 26.06.2013 22:25:00 | 127.3 | 1.14 | 26.06.2013 23:53:00 | 127.25 | \$ 4248.81 |
| 1404 | Sell | 26.06.2013 21:40:00 | 127.128 | 1.17 | 27.06.2013 00:00:00 | 127.124 | \$ -1802.24 |
| 1403 | Sell | 26.06.2013 21:30:00 | 127.105 | 1.18 | 27.06.2013 00:00:00 | 127.122 | \$ -4295.31 |
| 1225 | Sell | 26.06.2013 22:30:00 | 1.5326 | 0.83 | 27.06.2013 00:05:00 | 1.53217 | \$ 2936.07 |
| 1407 | Sell | 27.06.2013 00:30:00 | 127.295 | 1.18 | 27.06.2013 01:28:00 | 127.263 | \$ 2273.79 |
| 1226 | Sell | 27.06.2013 02:00:00 | 1.53225 | 0.83 | 27.06.2013 08:55:00 | 1.53323 | \$ -8575.1 |
| 749 | Buy | 27.06.2013 22:00:00 | 0.94474 | 0.53 | 28.06.2013 00:05:00 | 0.94527 | \$ 3222.75 |
| 1230 | Sell | 27.06.2013 22:05:00 | 1.52637 | 0.8 | 28.06.2013 00:05:00 | 1.52561 | \$ 6144.19 |
| 1229 | Sell | 27.06.2013 22:00:00 | 1.52598 | 0.81 | 28.06.2013 00:05:00 | 1.52563 | \$ 2719.89 |
| 1228 | Sell | 27.06.2013 21:50:00 | 1.52585 | 0.82 | 28.06.2013 00:05:00 | 1.52557 | \$ 2148.34 |
| 1227 | Sell | 27.06.2013 21:45:00 | 1.5256 | 0.82 | 28.06.2013 00:05:00 | 1.52558 | \$ -99.28 |
| 1231 | Sell | 01.07.2013 00:00:00 | 1.5202 | 0.83 | 01.07.2013 00:05:00 | 1.52025 | \$ -437.51 |
| 580 | Buy | 01.07.2013 00:00:00 | 99.223 | 0.32 | 01.07.2013 01:30:00 | 99.361 | \$ 4020.78 |

| | | | | | | | |
|------|------|---------------------|---------|------|---------------------|---------|-------------|
| 1408 | Buy | 01.07.2013 00:02:00 | 129.148 | 1.16 | 01.07.2013 01:30:00 | 129.249 | \$ 10218.0 |
| 1232 | Buy | 01.07.2013 22:00:00 | 1.52065 | 0.83 | 02.07.2013 02:00:00 | 1.52086 | \$ 1482.49 |
| 1411 | Buy | 02.07.2013 21:40:00 | 130.346 | 1.12 | 02.07.2013 22:09:00 | 130.438 | \$ 8844.04 |
| 582 | Buy | 02.07.2013 21:40:00 | 100.473 | 0.32 | 02.07.2013 22:25:00 | 100.496 | \$ 340.78 |
| 284 | Buy | 02.07.2013 22:15:00 | 0.85568 | 0.19 | 03.07.2013 00:15:00 | 0.85645 | \$ 1655.9 |
| 283 | Buy | 02.07.2013 22:05:00 | 0.85598 | 0.19 | 03.07.2013 00:15:00 | 0.85639 | \$ 724.85 |
| 282 | Buy | 02.07.2013 22:00:00 | 0.8563 | 0.19 | 03.07.2013 00:15:00 | 0.85641 | \$ -51.03 |
| 1412 | Buy | 02.07.2013 22:10:00 | 130.455 | 1.13 | 03.07.2013 00:35:00 | 130.626 | \$ 17336.88 |
| 1410 | Buy | 02.07.2013 21:35:00 | 130.589 | 1.15 | 03.07.2013 00:35:00 | 130.624 | \$ 2002.21 |
| 1409 | Buy | 02.07.2013 21:30:00 | 130.619 | 1.15 | 03.07.2013 00:35:00 | 130.617 | \$ -2252.93 |
| 581 | Buy | 02.07.2013 21:30:00 | 100.484 | 0.32 | 03.07.2013 01:40:00 | 100.641 | \$ 4572.78 |
| 1234 | Buy | 04.07.2013 02:00:00 | 1.52708 | 0.82 | 04.07.2013 02:40:00 | 1.52806 | \$ 8467.94 |
| 1233 | Buy | 03.07.2013 22:00:00 | 1.52727 | 0.83 | 04.07.2013 02:40:00 | 1.52807 | \$ 5934.3 |
| 583 | Sell | 04.07.2013 01:30:00 | 100.056 | 0.32 | 04.07.2013 02:55:00 | 99.912 | \$ 4212.78 |
| 1413 | Sell | 04.07.2013 01:30:00 | 130.149 | 1.17 | 04.07.2013 03:00:00 | 129.968 | \$ 19654.14 |
| 1384 | Sell | 04.07.2013 02:30:00 | 0.91109 | 0.12 | 04.07.2013 04:16:00 | 0.91074 | \$ 294.54 |
| 1383 | Sell | 04.07.2013 01:30:00 | 0.90956 | 0.12 | 04.07.2013 04:30:00 | 0.90893 | \$ 648.74 |
| 1382 | Sell | 04.07.2013 00:00:00 | 0.90861 | 0.12 | 04.07.2013 04:30:00 | 0.90902 | \$ -666.87 |
| 752 | Buy | 04.07.2013 22:10:00 | 0.95572 | 0.52 | 05.07.2013 01:30:00 | 0.95654 | \$ 4898.85 |
| 751 | Buy | 04.07.2013 22:05:00 | 0.95596 | 0.52 | 05.07.2013 01:30:00 | 0.95657 | \$ 3641.09 |
| 750 | Buy | 04.07.2013 22:00:00 | 0.95615 | 0.53 | 05.07.2013 01:30:00 | 0.95658 | \$ 2612.3 |
| 1237 | Sell | 04.07.2013 22:30:00 | 1.50831 | 0.82 | 05.07.2013 01:30:00 | 1.50603 | \$ 19437.71 |
| 1236 | Sell | 04.07.2013 22:15:00 | 1.50795 | 0.82 | 05.07.2013 01:30:00 | 1.50617 | \$ 15115.37 |
| 1235 | Sell | 04.07.2013 22:05:00 | 1.50773 | 0.83 | 05.07.2013 01:30:00 | 1.50613 | \$ 13724.68 |
| 1385 | Buy | 04.07.2013 22:00:00 | 0.91399 | 0.12 | 05.07.2013 02:55:00 | 0.91472 | \$ 748.26 |
| 1417 | Sell | 05.07.2013 01:10:00 | 129.343 | 1.14 | 05.07.2013 02:55:00 | 129.216 | \$ 13003.44 |
| 1416 | Sell | 05.07.2013 01:05:00 | 129.314 | 1.16 | 05.07.2013 02:55:00 | 129.204 | \$ 11259.88 |
| 1415 | Sell | 05.07.2013 00:55:00 | 129.274 | 1.17 | 05.07.2013 02:55:00 | 129.217 | \$ 5156.58 |
| 1414 | Sell | 05.07.2013 00:30:00 | 129.23 | 1.18 | 05.07.2013 02:55:00 | 129.204 | \$ 1542.96 |
| 1389 | Sell | 08.07.2013 01:55:00 | 0.90665 | 0.12 | 08.07.2013 02:50:00 | 0.9048 | \$ 2192.05 |
| 1388 | Sell | 08.07.2013 01:50:00 | 0.90647 | 0.12 | 08.07.2013 02:50:00 | 0.90476 | \$ 2014.95 |
| 1387 | Sell | 08.07.2013 01:45:00 | 0.90618 | 0.12 | 08.07.2013 02:50:00 | 0.90469 | \$ 1736.64 |
| 1386 | Sell | 08.07.2013 01:30:00 | 0.90603 | 0.12 | 08.07.2013 02:50:00 | 0.9048 | \$ 1407.74 |
| 584 | Sell | 08.07.2013 23:00:00 | 101.078 | 0.32 | 09.07.2013 01:45:00 | 100.838 | \$ 7151.98 |
| 1390 | Buy | 09.07.2013 00:30:00 | 0.91255 | 0.12 | 09.07.2013 02:49:00 | 0.91276 | \$ 117.35 |
| 1391 | Buy | 09.07.2013 00:45:00 | 0.91223 | 0.12 | 09.07.2013 02:49:00 | 0.91279 | \$ 559.96 |
| 753 | Buy | 09.07.2013 21:30:00 | 0.9718 | 0.52 | 09.07.2013 23:15:00 | 0.97306 | \$ 7541.33 |
| 1240 | Sell | 09.07.2013 22:45:00 | 1.48781 | 0.83 | 10.07.2013 00:16:00 | 1.48729 | \$ 4274.57 |
| 1239 | Sell | 09.07.2013 22:40:00 | 1.4875 | 0.84 | 10.07.2013 01:05:00 | 1.48617 | \$ 11499.05 |
| 1238 | Sell | 09.07.2013 21:25:00 | 1.48715 | 0.84 | 10.07.2013 01:05:00 | 1.48612 | \$ 8842.38 |
| 1421 | Sell | 10.07.2013 00:05:00 | 129.293 | 1.16 | 10.07.2013 03:25:00 | 129.224 | \$ 6504.05 |
| 1420 | Sell | 09.07.2013 23:55:00 | 129.279 | 1.17 | 10.07.2013 03:25:00 | 129.216 | \$ 5597.4 |
| 1419 | Sell | 09.07.2013 23:45:00 | 129.254 | 1.18 | 10.07.2013 03:25:00 | 129.218 | \$ 2459.6 |
| 1418 | Sell | 09.07.2013 23:40:00 | 129.235 | 1.19 | 10.07.2013 03:25:00 | 129.218 | \$ 219.76 |
| 1394 | Buy | 10.07.2013 02:15:00 | 0.91613 | 0.12 | 10.07.2013 04:15:00 | 0.91733 | \$ 1369.29 |
| 1393 | Buy | 10.07.2013 02:00:00 | 0.91636 | 0.12 | 10.07.2013 04:15:00 | 0.91729 | \$ 1027.86 |
| 1392 | Buy | 10.07.2013 01:30:00 | 0.91659 | 0.12 | 10.07.2013 04:15:00 | 0.91728 | \$ 724.35 |
| 923 | Sell | 10.07.2013 23:00:00 | 1.05176 | 0.17 | 10.07.2013 23:50:00 | 1.04767 | \$ 5346.39 |
| 1242 | Buy | 10.07.2013 23:45:00 | 1.49113 | 0.84 | 10.07.2013 23:50:00 | 1.49719 | \$ 53640.09 |
| 1241 | Buy | 10.07.2013 23:30:00 | 1.49179 | 0.85 | 10.07.2013 23:50:00 | 1.49716 | \$ 48098.42 |
| 1397 | Buy | 10.07.2013 23:00:00 | 0.91114 | 0.12 | 10.07.2013 23:50:00 | 0.91519 | \$ 4973.35 |
| 1396 | Buy | 10.07.2013 22:35:00 | 0.91128 | 0.12 | 10.07.2013 23:50:00 | 0.91525 | \$ 4872.19 |
| 1395 | Buy | 10.07.2013 22:00:00 | 0.91137 | 0.12 | 10.07.2013 23:50:00 | 0.91526 | \$ 4771.02 |
| 1400 | Sell | 11.07.2013 00:15:00 | 0.91872 | 0.12 | 11.07.2013 00:28:00 | 0.91853 | \$ 92.14 |
| 1422 | Sell | 11.07.2013 00:10:00 | 129.434 | 1.19 | 11.07.2013 01:31:00 | 129.307 | \$ 13572.78 |
| 1423 | Sell | 11.07.2013 00:15:00 | 129.469 | 1.18 | 11.07.2013 01:31:00 | 129.313 | \$ 16880.14 |
| 1424 | Sell | 11.07.2013 00:20:00 | 129.517 | 1.17 | 11.07.2013 01:31:00 | 129.313 | \$ 22352.57 |
| 1425 | Sell | 11.07.2013 00:25:00 | 129.531 | 1.16 | 11.07.2013 01:31:00 | 129.31 | \$ 24133.38 |
| 1402 | Sell | 11.07.2013 00:40:00 | 0.92002 | 0.12 | 11.07.2013 03:05:00 | 0.92187 | \$ -2488.47 |
| 1401 | Sell | 11.07.2013 00:35:00 | 0.9196 | 0.12 | 11.07.2013 03:05:00 | 0.92187 | \$ -3019.77 |

| | | | | | | | |
|------|------|---------------------|---------|------|---------------------|---------|--------------|
| 1399 | Sell | 11.07.2013 00:10:00 | 0.91839 | 0.12 | 11.07.2013 03:05:00 | 0.92175 | \$ -4398.63 |
| 1398 | Sell | 11.07.2013 00:00:00 | 0.91732 | 0.13 | 11.07.2013 03:05:00 | 0.92179 | \$ -6286.34 |
| 286 | Sell | 10.07.2013 21:45:00 | 0.8633 | 0.2 | 11.07.2013 05:40:00 | 0.86631 | \$ -8539.52 |
| 285 | Sell | 10.07.2013 21:30:00 | 0.86289 | 0.2 | 11.07.2013 05:40:00 | 0.86613 | \$ -9166.31 |
| 1426 | Sell | 11.07.2013 21:55:00 | 129.618 | 1.21 | 11.07.2013 22:13:00 | 129.543 | \$ 7506.71 |
| 1427 | Sell | 11.07.2013 22:00:00 | 129.687 | 1.2 | 11.07.2013 22:13:00 | 129.534 | \$ 16803.61 |
| 1250 | Sell | 11.07.2013 22:05:00 | 1.31033 | 0.76 | 12.07.2013 00:02:00 | 1.30982 | \$ 4023.74 |
| 1251 | Sell | 11.07.2013 22:35:00 | 1.31085 | 0.76 | 12.07.2013 00:02:00 | 1.30976 | \$ 8670.79 |
| 1252 | Sell | 11.07.2013 22:40:00 | 1.31109 | 0.75 | 12.07.2013 00:02:00 | 1.3098 | \$ 10138.03 |
| 1406 | Sell | 11.07.2013 21:55:00 | 0.91768 | 0.12 | 12.07.2013 00:35:00 | 0.9171 | \$ 562.6 |
| 1405 | Sell | 11.07.2013 21:45:00 | 0.91711 | 0.12 | 12.07.2013 00:35:00 | 0.91707 | \$ -120.5 |
| 1404 | Sell | 11.07.2013 21:35:00 | 0.91682 | 0.12 | 12.07.2013 00:35:00 | 0.91712 | \$ -550.6 |
| 1403 | Sell | 11.07.2013 21:30:00 | 0.91653 | 0.12 | 12.07.2013 00:35:00 | 0.91707 | \$ -854.2 |
| 1430 | Sell | 12.07.2013 00:30:00 | 129.68 | 1.19 | 12.07.2013 01:25:00 | 129.655 | \$ 1431.84 |
| 585 | Sell | 12.07.2013 00:30:00 | 99.074 | 0.33 | 12.07.2013 01:29:00 | 99.041 | \$ 681.43 |
| 1249 | Sell | 11.07.2013 22:00:00 | 1.3097 | 0.77 | 12.07.2013 02:35:00 | 1.30926 | \$ 3508.44 |
| 1432 | Sell | 12.07.2013 01:55:00 | 129.738 | 1.18 | 12.07.2013 02:40:00 | 129.439 | \$ 33751.14 |
| 1431 | Sell | 12.07.2013 01:30:00 | 129.715 | 1.19 | 12.07.2013 02:40:00 | 129.433 | \$ 32014.4 |
| 1429 | Sell | 12.07.2013 00:20:00 | 129.654 | 1.2 | 12.07.2013 02:40:00 | 129.442 | \$ 23884.04 |
| 1428 | Sell | 12.07.2013 00:15:00 | 129.607 | 1.22 | 12.07.2013 02:40:00 | 129.437 | \$ 19158.86 |
| 925 | Buy | 12.07.2013 00:10:00 | 1.0362 | 0.17 | 12.07.2013 04:00:00 | 1.03793 | \$ 2139.01 |
| 924 | Buy | 12.07.2013 00:00:00 | 1.03665 | 0.17 | 12.07.2013 04:00:00 | 1.03803 | \$ 1663.79 |
| 1243 | Buy | 12.07.2013 02:00:00 | 1.51768 | 0.87 | 12.07.2013 05:40:00 | 1.51837 | \$ 6325.66 |
| 1433 | Buy | 15.07.2013 00:00:00 | 129.93 | 1.24 | 15.07.2013 00:05:00 | 129.926 | \$ -2107.06 |
| 1409 | Sell | 15.07.2013 01:15:00 | 0.90825 | 0.12 | 15.07.2013 02:13:00 | 0.90787 | \$ 332.49 |
| 1410 | Sell | 15.07.2013 01:20:00 | 0.90841 | 0.12 | 15.07.2013 02:13:00 | 0.90797 | \$ 408.39 |
| 1434 | Buy | 15.07.2013 01:30:00 | 129.519 | 1.25 | 15.07.2013 02:50:00 | 129.711 | \$ 22381.0 |
| 586 | Buy | 15.07.2013 00:00:00 | 99.34 | 0.33 | 15.07.2013 03:20:00 | 99.301 | \$ -1694.57 |
| 1407 | Sell | 15.07.2013 01:00:00 | 0.90768 | 0.13 | 15.07.2013 04:31:00 | 0.90672 | \$ 1155.04 |
| 1408 | Sell | 15.07.2013 01:05:00 | 0.90803 | 0.13 | 15.07.2013 04:31:00 | 0.90669 | \$ 1675.8 |
| 1435 | Buy | 15.07.2013 23:00:00 | 130.353 | 1.24 | 15.07.2013 23:59:00 | 130.382 | \$ 1979.72 |
| 1436 | Buy | 15.07.2013 23:05:00 | 130.314 | 1.23 | 15.07.2013 23:59:00 | 130.393 | \$ 8114.14 |
| 757 | Buy | 15.07.2013 21:55:00 | 0.94796 | 0.52 | 16.07.2013 00:15:00 | 0.94844 | \$ 2862.48 |
| 756 | Buy | 15.07.2013 21:50:00 | 0.94847 | 0.52 | 16.07.2013 00:15:00 | 0.94854 | \$ 406.86 |
| 755 | Buy | 15.07.2013 21:45:00 | 0.94855 | 0.53 | 16.07.2013 00:15:00 | 0.94851 | \$ -256.81 |
| 754 | Buy | 15.07.2013 21:35:00 | 0.94889 | 0.53 | 16.07.2013 00:15:00 | 0.9484 | \$ -3003.82 |
| 587 | Buy | 15.07.2013 22:40:00 | 99.716 | 0.33 | 16.07.2013 01:18:00 | 99.845 | \$ 3791.68 |
| 1244 | Sell | 15.07.2013 22:00:00 | 1.51036 | 0.88 | 16.07.2013 02:30:00 | 1.50909 | \$ 11489.98 |
| 1245 | Sell | 16.07.2013 22:00:00 | 1.51475 | 0.88 | 17.07.2013 01:15:00 | 1.51399 | \$ 6758.6 |
| 1411 | Buy | 17.07.2013 01:10:00 | 0.92371 | 0.12 | 17.07.2013 02:40:00 | 0.92461 | \$ 989.91 |
| 1248 | Buy | 17.07.2013 02:05:00 | 1.51324 | 0.87 | 17.07.2013 11:15:00 | 1.51165 | \$ -14576.52 |
| 1247 | Buy | 17.07.2013 02:00:00 | 1.51375 | 0.87 | 17.07.2013 11:15:00 | 1.51152 | \$ -20443.8 |
| 1246 | Buy | 17.07.2013 01:30:00 | 1.51398 | 0.88 | 17.07.2013 11:15:00 | 1.51155 | \$ -22533.39 |
| 1249 | Buy | 17.07.2013 22:00:00 | 1.52096 | 0.87 | 18.07.2013 00:05:00 | 1.52163 | \$ 5028.5 |
| 1250 | Buy | 18.07.2013 01:30:00 | 1.52057 | 0.87 | 18.07.2013 02:55:00 | 1.52164 | \$ 9809.36 |
| 1253 | Sell | 18.07.2013 21:25:00 | 1.31123 | 0.76 | 18.07.2013 22:38:00 | 1.31098 | \$ 2003.03 |
| 1437 | Buy | 19.07.2013 00:00:00 | 131.614 | 1.23 | 19.07.2013 00:40:00 | 131.81 | \$ 22489.12 |
| 589 | Buy | 18.07.2013 22:45:00 | 100.442 | 0.32 | 19.07.2013 03:10:00 | 100.647 | \$ 6108.78 |
| 588 | Buy | 18.07.2013 22:30:00 | 100.456 | 0.32 | 19.07.2013 03:10:00 | 100.633 | \$ 5212.78 |
| 590 | Sell | 22.07.2013 00:00:00 | 100.408 | 0.33 | 22.07.2013 00:25:00 | 100.204 | \$ 6324.43 |
| 1438 | Buy | 22.07.2013 00:30:00 | 131.67 | 1.24 | 22.07.2013 01:22:00 | 132.097 | \$ 51315.4 |
| 1412 | Buy | 22.07.2013 00:00:00 | 0.91752 | 0.12 | 22.07.2013 01:35:00 | 0.91925 | \$ 2039.52 |
| 1413 | Buy | 22.07.2013 22:00:00 | 0.92451 | 0.12 | 22.07.2013 23:10:00 | 0.92532 | \$ 876.11 |
| 1439 | Sell | 23.07.2013 00:00:00 | 131.387 | 1.26 | 23.07.2013 00:43:00 | 131.347 | \$ 3384.42 |
| 1440 | Sell | 23.07.2013 00:10:00 | 131.397 | 1.25 | 23.07.2013 00:43:00 | 131.355 | \$ 3607.37 |
| 591 | Sell | 23.07.2013 00:00:00 | 99.649 | 0.33 | 23.07.2013 01:01:00 | 99.625 | \$ 384.43 |
| 594 | Buy | 23.07.2013 22:20:00 | 99.396 | 0.33 | 23.07.2013 23:06:00 | 99.44 | \$ 1044.43 |
| 1251 | Sell | 23.07.2013 22:00:00 | 1.53919 | 0.87 | 24.07.2013 00:00:00 | 1.53693 | \$ 20439.5 |
| 593 | Buy | 23.07.2013 22:00:00 | 99.431 | 0.33 | 24.07.2013 00:35:00 | 99.48 | \$ 1151.68 |
| 592 | Buy | 23.07.2013 21:55:00 | 99.518 | 0.33 | 24.07.2013 00:35:00 | 99.475 | \$ -1884.32 |

| | | | | | | | |
|------|------|---------------------|---------|------|---------------------|---------|--------------|
| 1416 | Sell | 23.07.2013 21:50:00 | 0.92973 | 0.12 | 24.07.2013 00:35:00 | 0.92896 | \$ 802.95 |
| 1415 | Sell | 23.07.2013 21:40:00 | 0.92915 | 0.12 | 24.07.2013 00:35:00 | 0.92893 | \$ 107.2 |
| 1414 | Sell | 23.07.2013 21:35:00 | 0.92873 | 0.12 | 24.07.2013 00:35:00 | 0.92902 | \$ -537.96 |
| 758 | Buy | 23.07.2013 22:00:00 | 0.93443 | 0.53 | 24.07.2013 00:40:00 | 0.93507 | \$ 3894.25 |
| 1254 | Sell | 23.07.2013 22:00:00 | 1.32341 | 0.77 | 24.07.2013 00:40:00 | 1.32186 | \$ 12518.95 |
| 1444 | Buy | 24.07.2013 00:00:00 | 131.438 | 1.22 | 24.07.2013 01:05:00 | 131.578 | \$ 15476.42 |
| 1443 | Buy | 23.07.2013 22:20:00 | 131.505 | 1.24 | 24.07.2013 01:05:00 | 131.593 | \$ 8719.77 |
| 1442 | Buy | 23.07.2013 22:10:00 | 131.519 | 1.25 | 24.07.2013 01:05:00 | 131.581 | \$ 5539.79 |
| 1441 | Buy | 23.07.2013 22:05:00 | 131.536 | 1.26 | 24.07.2013 01:05:00 | 131.576 | \$ 2811.97 |
| 1447 | Buy | 24.07.2013 22:00:00 | 132.163 | 1.24 | 24.07.2013 22:45:00 | 132.35 | \$ 21549.12 |
| 1446 | Buy | 24.07.2013 21:50:00 | 132.22 | 1.25 | 24.07.2013 22:45:00 | 132.359 | \$ 15722.37 |
| 1445 | Buy | 24.07.2013 21:25:00 | 132.24 | 1.26 | 24.07.2013 22:45:00 | 132.357 | \$ 13075.89 |
| 595 | Buy | 24.07.2013 22:00:00 | 100.171 | 0.33 | 24.07.2013 22:50:00 | 100.311 | \$ 4212.43 |
| 1418 | Sell | 24.07.2013 23:50:00 | 0.91705 | 0.12 | 25.07.2013 01:10:00 | 0.91557 | \$ 1655.33 |
| 1417 | Sell | 24.07.2013 23:35:00 | 0.91665 | 0.12 | 25.07.2013 01:10:00 | 0.91556 | \$ 1161.98 |
| 1253 | Sell | 25.07.2013 22:35:00 | 1.53951 | 0.87 | 26.07.2013 01:43:00 | 1.53921 | \$ 2462.77 |
| 1254 | Sell | 25.07.2013 23:10:00 | 1.54257 | 0.85 | 26.07.2013 01:43:00 | 1.53929 | \$ 29109.8 |
| 1419 | Buy | 26.07.2013 01:00:00 | 0.9235 | 0.12 | 26.07.2013 02:30:00 | 0.92447 | \$ 1078.44 |
| 1252 | Sell | 25.07.2013 22:30:00 | 1.53902 | 0.87 | 26.07.2013 02:45:00 | 1.53772 | \$ 11634.58 |
| 1448 | Sell | 29.07.2013 01:00:00 | 130.557 | 1.29 | 29.07.2013 01:24:00 | 130.391 | \$ 19729.66 |
| 596 | Sell | 29.07.2013 01:00:00 | 98.334 | 0.34 | 29.07.2013 02:15:00 | 97.929 | \$ 13350.08 |
| 1422 | Sell | 29.07.2013 01:40:00 | 0.92804 | 0.12 | 29.07.2013 02:55:00 | 0.92561 | \$ 2925.75 |
| 1421 | Sell | 29.07.2013 01:35:00 | 0.92768 | 0.13 | 29.07.2013 02:55:00 | 0.92558 | \$ 2717.32 |
| 1420 | Sell | 29.07.2013 01:30:00 | 0.92729 | 0.13 | 29.07.2013 02:55:00 | 0.92572 | \$ 1991.0 |
| 1450 | Sell | 30.07.2013 00:10:00 | 129.921 | 1.29 | 30.07.2013 01:20:00 | 129.821 | \$ 11223.99 |
| 1449 | Sell | 30.07.2013 00:00:00 | 129.901 | 1.3 | 30.07.2013 01:20:00 | 129.824 | \$ 8321.16 |
| 1255 | Sell | 30.07.2013 22:30:00 | 1.52488 | 0.89 | 31.07.2013 00:00:00 | 1.52364 | \$ 11339.08 |
| 1256 | Sell | 31.07.2013 21:25:00 | 1.52069 | 0.89 | 31.07.2013 21:33:00 | 1.52038 | \$ 2908.62 |
| 600 | Buy | 31.07.2013 21:50:00 | 97.813 | 0.33 | 31.07.2013 22:52:00 | 97.884 | \$ 1935.43 |
| 1258 | Sell | 31.07.2013 21:45:00 | 1.52161 | 0.88 | 31.07.2013 22:59:00 | 1.52143 | \$ 1669.9 |
| 1259 | Sell | 31.07.2013 21:50:00 | 1.52238 | 0.87 | 31.07.2013 22:59:00 | 1.52128 | \$ 10088.98 |
| 1260 | Sell | 31.07.2013 21:55:00 | 1.52291 | 0.86 | 31.07.2013 22:59:00 | 1.52127 | \$ 14868.86 |
| 1426 | Sell | 31.07.2013 21:50:00 | 0.89983 | 0.13 | 01.08.2013 00:00:00 | 0.89801 | \$ 2259.22 |
| 1425 | Sell | 31.07.2013 21:45:00 | 0.89904 | 0.13 | 01.08.2013 00:00:00 | 0.89805 | \$ 1121.77 |
| 1424 | Sell | 31.07.2013 21:40:00 | 0.89895 | 0.13 | 01.08.2013 00:00:00 | 0.898 | \$ 1066.95 |
| 1423 | Sell | 31.07.2013 21:35:00 | 0.89852 | 0.13 | 01.08.2013 00:00:00 | 0.89812 | \$ 313.22 |
| 1257 | Sell | 31.07.2013 21:40:00 | 1.521 | 0.89 | 01.08.2013 00:50:00 | 1.52023 | \$ 6338.43 |
| 1454 | Buy | 31.07.2013 22:35:00 | 130.177 | 1.26 | 01.08.2013 03:05:00 | 130.18 | \$ -2974.47 |
| 1453 | Buy | 31.07.2013 22:20:00 | 130.249 | 1.28 | 01.08.2013 03:05:00 | 130.182 | \$ -11982.75 |
| 1452 | Buy | 31.07.2013 22:15:00 | 130.334 | 1.29 | 01.08.2013 03:05:00 | 130.185 | \$ -22655.48 |
| 1451 | Buy | 31.07.2013 22:10:00 | 130.364 | 1.3 | 01.08.2013 03:05:00 | 130.176 | \$ -27901.38 |
| 926 | Sell | 01.08.2013 02:00:00 | 1.02895 | 0.18 | 01.08.2013 03:45:00 | 1.02751 | \$ 1849.03 |
| 601 | Buy | 01.08.2013 00:30:00 | 97.793 | 0.33 | 01.08.2013 04:05:00 | 97.921 | \$ 3816.43 |
| 599 | Buy | 31.07.2013 21:45:00 | 97.911 | 0.34 | 01.08.2013 04:05:00 | 97.913 | \$ -530.42 |
| 598 | Buy | 31.07.2013 21:40:00 | 97.954 | 0.34 | 01.08.2013 04:05:00 | 97.918 | \$ -1822.42 |
| 597 | Buy | 31.07.2013 21:25:00 | 98.029 | 0.34 | 01.08.2013 04:05:00 | 97.912 | \$ -4576.42 |
| 1427 | Sell | 02.08.2013 02:00:00 | 0.89423 | 0.13 | 02.08.2013 03:20:00 | 0.89304 | \$ 1470.24 |
| 602 | Buy | 02.08.2013 02:00:00 | 99.418 | 0.34 | 02.08.2013 04:05:00 | 99.643 | \$ 7230.08 |
| 1455 | Buy | 02.08.2013 02:00:00 | 131.377 | 1.27 | 02.08.2013 04:05:00 | 131.537 | \$ 18651.54 |
| 603 | Sell | 05.08.2013 00:45:00 | 99.015 | 0.34 | 05.08.2013 02:05:00 | 98.991 | \$ 396.08 |
| 1456 | Sell | 05.08.2013 00:30:00 | 131.477 | 1.28 | 05.08.2013 03:05:00 | 131.241 | \$ 28524.95 |
| 1255 | Buy | 05.08.2013 02:30:00 | 1.32744 | 0.77 | 05.08.2013 08:35:00 | 1.32788 | \$ 3570.11 |
| 1428 | Buy | 06.08.2013 02:30:00 | 0.89152 | 0.13 | 06.08.2013 03:45:00 | 0.89234 | \$ 962.81 |
| 1261 | Buy | 06.08.2013 23:00:00 | 1.53461 | 0.9 | 07.08.2013 02:10:00 | 1.53544 | \$ 7487.44 |
| 1264 | Buy | 08.08.2013 01:20:00 | 1.54876 | 0.89 | 08.08.2013 02:15:00 | 1.54922 | \$ 4314.05 |
| 1263 | Buy | 08.08.2013 00:00:00 | 1.54885 | 0.89 | 08.08.2013 02:15:00 | 1.54936 | \$ 4782.97 |
| 1262 | Buy | 07.08.2013 22:10:00 | 1.54891 | 0.9 | 08.08.2013 02:15:00 | 1.54931 | \$ 2641.28 |
| 288 | Sell | 07.08.2013 23:30:00 | 0.86123 | 0.19 | 08.08.2013 04:50:00 | 0.86054 | \$ 1466.32 |
| 287 | Sell | 07.08.2013 22:30:00 | 0.86099 | 0.2 | 08.08.2013 04:50:00 | 0.86037 | \$ 1352.74 |
| 1460 | Sell | 08.08.2013 02:30:00 | 128.781 | 1.27 | 08.08.2013 04:50:00 | 128.862 | \$ -11922.59 |

| | | | | | | | |
|------|------|---------------------|---------|------|---------------------|---------|--------------|
| 1459 | Sell | 08.08.2013 02:25:00 | 128.743 | 1.29 | 08.08.2013 04:50:00 | 128.851 | \$ -15592.78 |
| 1458 | Sell | 08.08.2013 02:00:00 | 128.713 | 1.3 | 08.08.2013 04:50:00 | 128.868 | \$ -21823.24 |
| 1457 | Sell | 08.08.2013 01:30:00 | 128.657 | 1.31 | 08.08.2013 04:50:00 | 128.857 | \$ -27885.32 |
| 606 | Sell | 08.08.2013 02:30:00 | 96.555 | 0.34 | 08.08.2013 04:55:00 | 96.588 | \$ -1541.92 |
| 605 | Sell | 08.08.2013 02:00:00 | 96.525 | 0.35 | 08.08.2013 04:55:00 | 96.594 | \$ -2847.27 |
| 604 | Sell | 08.08.2013 01:30:00 | 96.456 | 0.35 | 08.08.2013 04:55:00 | 96.592 | \$ -5192.27 |
| 1432 | Buy | 08.08.2013 23:30:00 | 0.91014 | 0.13 | 09.08.2013 02:55:00 | 0.91089 | \$ 838.0 |
| 1431 | Buy | 08.08.2013 23:20:00 | 0.91038 | 0.13 | 09.08.2013 02:55:00 | 0.91074 | \$ 303.71 |
| 1430 | Buy | 08.08.2013 23:10:00 | 0.91065 | 0.13 | 09.08.2013 02:55:00 | 0.91073 | \$ -79.87 |
| 1429 | Buy | 08.08.2013 23:00:00 | 0.91107 | 0.13 | 09.08.2013 02:55:00 | 0.91071 | \$ -682.65 |
| 928 | Sell | 09.08.2013 02:00:00 | 1.03295 | 0.18 | 09.08.2013 03:15:00 | 1.03266 | \$ 194.84 |
| 927 | Sell | 08.08.2013 23:55:00 | 1.03279 | 0.18 | 09.08.2013 03:15:00 | 1.03277 | \$ -247.02 |
| 610 | Sell | 08.08.2013 21:50:00 | 96.473 | 0.34 | 09.08.2013 06:25:00 | 96.515 | \$ -1989.02 |
| 609 | Sell | 08.08.2013 21:45:00 | 96.461 | 0.34 | 09.08.2013 06:25:00 | 96.504 | \$ -2023.02 |
| 608 | Sell | 08.08.2013 21:40:00 | 96.397 | 0.34 | 09.08.2013 06:25:00 | 96.512 | \$ -4471.02 |
| 607 | Sell | 08.08.2013 21:35:00 | 96.391 | 0.35 | 09.08.2013 06:25:00 | 96.509 | \$ -4707.52 |
| 1464 | Sell | 08.08.2013 22:00:00 | 129.224 | 1.25 | 09.08.2013 06:25:00 | 129.107 | \$ 12730.84 |
| 1463 | Sell | 08.08.2013 21:50:00 | 129.161 | 1.26 | 09.08.2013 06:25:00 | 129.107 | \$ 4895.65 |
| 1462 | Sell | 08.08.2013 21:45:00 | 129.126 | 1.28 | 09.08.2013 06:25:00 | 129.122 | \$ -1426.21 |
| 1461 | Sell | 08.08.2013 21:40:00 | 129.071 | 1.29 | 09.08.2013 06:25:00 | 129.12 | \$ -8273.81 |
| 1436 | Buy | 12.08.2013 00:25:00 | 0.91807 | 0.13 | 12.08.2013 02:15:00 | 0.91976 | \$ 2154.68 |
| 1435 | Buy | 12.08.2013 00:20:00 | 0.91841 | 0.13 | 12.08.2013 02:15:00 | 0.91979 | \$ 1730.0 |
| 1434 | Buy | 12.08.2013 00:10:00 | 0.91866 | 0.13 | 12.08.2013 02:15:00 | 0.91987 | \$ 1497.09 |
| 1433 | Buy | 12.08.2013 00:05:00 | 0.9188 | 0.13 | 12.08.2013 02:15:00 | 0.9197 | \$ 1072.41 |
| 611 | Buy | 13.08.2013 22:30:00 | 98.131 | 0.34 | 14.08.2013 00:45:00 | 98.254 | \$ 3702.58 |
| 289 | Sell | 13.08.2013 21:25:00 | 0.85834 | 0.19 | 14.08.2013 03:55:00 | 0.85839 | \$ -392.56 |
| 1268 | Buy | 14.08.2013 23:55:00 | 1.54993 | 0.88 | 15.08.2013 01:30:00 | 1.55071 | \$ 6106.32 |
| 1267 | Buy | 14.08.2013 23:35:00 | 1.55022 | 0.89 | 15.08.2013 01:30:00 | 1.55059 | \$ 2330.58 |
| 1266 | Buy | 14.08.2013 23:30:00 | 1.55041 | 0.9 | 15.08.2013 01:30:00 | 1.55062 | \$ 839.37 |
| 1265 | Buy | 14.08.2013 21:50:00 | 1.55056 | 0.9 | 15.08.2013 01:30:00 | 1.55057 | \$ -1057.38 |
| 1437 | Buy | 15.08.2013 00:00:00 | 0.91213 | 0.13 | 15.08.2013 02:40:00 | 0.91386 | \$ 2209.48 |
| 762 | Buy | 15.08.2013 22:55:00 | 0.92515 | 0.54 | 15.08.2013 23:35:00 | 0.92607 | \$ 5716.7 |
| 761 | Buy | 15.08.2013 22:15:00 | 0.92548 | 0.54 | 15.08.2013 23:35:00 | 0.92606 | \$ 3602.01 |
| 760 | Buy | 15.08.2013 21:55:00 | 0.92561 | 0.54 | 15.08.2013 23:35:00 | 0.92616 | \$ 3415.42 |
| 759 | Buy | 15.08.2013 21:25:00 | 0.92596 | 0.55 | 15.08.2013 23:35:00 | 0.92608 | \$ 754.68 |
| 932 | Buy | 15.08.2013 22:05:00 | 1.03024 | 0.18 | 15.08.2013 23:50:00 | 1.03075 | \$ 510.9 |
| 931 | Buy | 15.08.2013 22:00:00 | 1.03032 | 0.18 | 15.08.2013 23:50:00 | 1.03065 | \$ 252.12 |
| 930 | Buy | 15.08.2013 21:55:00 | 1.03043 | 0.18 | 15.08.2013 23:50:00 | 1.03073 | \$ 208.99 |
| 929 | Buy | 15.08.2013 21:40:00 | 1.03081 | 0.18 | 15.08.2013 23:50:00 | 1.03078 | \$ -265.44 |
| 291 | Sell | 15.08.2013 22:15:00 | 0.85349 | 0.19 | 16.08.2013 00:00:00 | 0.85322 | \$ 435.89 |
| 290 | Sell | 15.08.2013 22:00:00 | 0.85336 | 0.19 | 16.08.2013 00:00:00 | 0.85331 | \$ -133.66 |
| 1440 | Sell | 15.08.2013 21:55:00 | 0.91416 | 0.13 | 16.08.2013 00:10:00 | 0.9128 | \$ 1678.41 |
| 1439 | Sell | 15.08.2013 21:40:00 | 0.91409 | 0.13 | 16.08.2013 00:10:00 | 0.91297 | \$ 1349.51 |
| 1438 | Sell | 15.08.2013 21:25:00 | 0.91391 | 0.13 | 16.08.2013 00:10:00 | 0.91292 | \$ 1171.36 |
| 614 | Buy | 15.08.2013 22:55:00 | 97.264 | 0.34 | 16.08.2013 00:23:00 | 97.283 | \$ 166.58 |
| 615 | Buy | 15.08.2013 23:00:00 | 97.228 | 0.33 | 16.08.2013 00:23:00 | 97.288 | \$ 1514.68 |
| 613 | Buy | 15.08.2013 22:25:00 | 97.318 | 0.34 | 16.08.2013 06:10:00 | 97.511 | \$ 6082.58 |
| 612 | Buy | 15.08.2013 22:10:00 | 97.343 | 0.34 | 16.08.2013 06:10:00 | 97.516 | \$ 5402.58 |
| 619 | Buy | 19.08.2013 22:45:00 | 97.526 | 0.34 | 20.08.2013 00:50:00 | 97.652 | \$ 3804.58 |
| 618 | Buy | 19.08.2013 21:50:00 | 97.581 | 0.34 | 20.08.2013 00:50:00 | 97.655 | \$ 2036.58 |
| 617 | Buy | 19.08.2013 21:35:00 | 97.631 | 0.34 | 20.08.2013 00:50:00 | 97.641 | \$ -139.42 |
| 616 | Buy | 19.08.2013 21:25:00 | 97.664 | 0.34 | 20.08.2013 00:50:00 | 97.647 | \$ -1057.42 |
| 1468 | Buy | 19.08.2013 21:55:00 | 130.201 | 1.24 | 20.08.2013 03:45:00 | 130.325 | \$ 13199.7 |
| 1467 | Buy | 19.08.2013 21:50:00 | 130.234 | 1.25 | 20.08.2013 03:45:00 | 130.329 | \$ 9680.96 |
| 1466 | Buy | 19.08.2013 21:35:00 | 130.294 | 1.27 | 20.08.2013 03:45:00 | 130.337 | \$ 3231.1 |
| 1465 | Buy | 19.08.2013 21:25:00 | 130.314 | 1.28 | 20.08.2013 03:45:00 | 130.331 | \$ -71.85 |
| 1442 | Sell | 20.08.2013 02:00:00 | 0.91305 | 0.13 | 20.08.2013 04:00:00 | 0.91055 | \$ 3265.49 |
| 1441 | Sell | 20.08.2013 01:30:00 | 0.91289 | 0.13 | 20.08.2013 04:00:00 | 0.91051 | \$ 3101.05 |
| 620 | Sell | 21.08.2013 01:30:00 | 97.394 | 0.34 | 21.08.2013 04:40:00 | 97.321 | \$ 2062.08 |
| 1469 | Sell | 21.08.2013 22:15:00 | 130.86 | 1.28 | 21.08.2013 22:35:00 | 130.787 | \$ 7669.03 |

| | | | | | | | |
|------|------|---------------------|---------|------|---------------------|---------|--------------|
| 1270 | Buy | 21.08.2013 23:10:00 | 1.56368 | 0.89 | 22.08.2013 00:30:00 | 1.56507 | \$ 11896.52 |
| 293 | Sell | 22.08.2013 01:50:00 | 0.85421 | 0.19 | 22.08.2013 04:30:00 | 0.85395 | \$ 438.45 |
| 292 | Sell | 22.08.2013 01:30:00 | 0.85394 | 0.19 | 22.08.2013 04:30:00 | 0.8538 | \$ 127.78 |
| 1269 | Buy | 21.08.2013 23:05:00 | 1.56669 | 0.9 | 22.08.2013 09:05:00 | 1.55978 | \$ -66684.93 |
| 1273 | Buy | 22.08.2013 01:50:00 | 1.56254 | 0.88 | 22.08.2013 09:25:00 | 1.56061 | \$ -17896.89 |
| 1272 | Buy | 22.08.2013 01:35:00 | 1.56292 | 0.88 | 22.08.2013 09:25:00 | 1.56058 | \$ -21698.82 |
| 1271 | Buy | 22.08.2013 01:30:00 | 1.56316 | 0.89 | 22.08.2013 09:25:00 | 1.56073 | \$ -22789.46 |
| 1443 | Buy | 22.08.2013 21:30:00 | 0.90036 | 0.13 | 22.08.2013 23:45:00 | 0.90105 | \$ 784.71 |
| 1444 | Buy | 22.08.2013 21:40:00 | 0.89998 | 0.13 | 22.08.2013 23:45:00 | 0.901 | \$ 1236.81 |
| 1445 | Buy | 22.08.2013 21:50:00 | 0.89961 | 0.13 | 22.08.2013 23:45:00 | 0.90088 | \$ 1579.3 |
| 1470 | Buy | 22.08.2013 22:00:00 | 131.625 | 1.27 | 22.08.2013 23:46:00 | 131.844 | \$ 26141.27 |
| 1471 | Buy | 22.08.2013 22:05:00 | 131.578 | 1.26 | 22.08.2013 23:46:00 | 131.858 | \$ 33622.22 |
| 1472 | Buy | 22.08.2013 22:10:00 | 131.555 | 1.25 | 22.08.2013 23:46:00 | 131.852 | \$ 35480.46 |
| 1274 | Sell | 23.08.2013 02:30:00 | 1.5601 | 0.87 | 23.08.2013 04:33:00 | 1.55896 | \$ 10455.85 |
| 621 | Sell | 26.08.2013 02:00:00 | 98.803 | 0.34 | 26.08.2013 03:50:00 | 98.665 | \$ 4272.08 |
| 1449 | Sell | 27.08.2013 22:40:00 | 0.89946 | 0.13 | 27.08.2013 23:55:00 | 0.89828 | \$ 1456.53 |
| 1448 | Sell | 27.08.2013 22:10:00 | 0.89896 | 0.13 | 27.08.2013 23:55:00 | 0.89832 | \$ 716.51 |
| 1447 | Sell | 27.08.2013 22:05:00 | 0.89828 | 0.13 | 27.08.2013 23:55:00 | 0.89836 | \$ -270.19 |
| 1446 | Sell | 27.08.2013 22:00:00 | 0.89805 | 0.14 | 27.08.2013 23:55:00 | 0.89831 | \$ -556.62 |
| 933 | Buy | 27.08.2013 23:00:00 | 1.04747 | 0.18 | 28.08.2013 01:30:00 | 1.04839 | \$ 1049.73 |
| 1473 | Sell | 28.08.2013 01:30:00 | 130.076 | 1.31 | 28.08.2013 02:24:00 | 130.041 | \$ 2880.86 |
| 1474 | Sell | 28.08.2013 01:40:00 | 130.109 | 1.3 | 28.08.2013 02:24:00 | 130.04 | \$ 7278.48 |
| 622 | Sell | 28.08.2013 01:30:00 | 97.17 | 0.35 | 28.08.2013 02:38:00 | 97.134 | \$ 827.73 |
| 1257 | Sell | 28.08.2013 22:25:00 | 1.33427 | 0.77 | 29.08.2013 01:35:00 | 1.33378 | \$ 3787.75 |
| 1256 | Sell | 28.08.2013 22:00:00 | 1.33388 | 0.78 | 29.08.2013 01:35:00 | 1.33371 | \$ 1205.59 |
| 1258 | Sell | 29.08.2013 22:20:00 | 1.32481 | 0.78 | 29.08.2013 23:45:00 | 1.32386 | \$ 7811.84 |
| 623 | Sell | 02.09.2013 00:30:00 | 98.42 | 0.34 | 02.09.2013 01:53:00 | 98.396 | \$ 396.08 |
| 1275 | Sell | 02.09.2013 00:00:00 | 1.55323 | 0.88 | 02.09.2013 01:55:00 | 1.55178 | \$ 13451.97 |
| 1475 | Sell | 02.09.2013 00:30:00 | 129.978 | 1.32 | 02.09.2013 02:50:00 | 129.924 | \$ 5412.24 |
| 1476 | Sell | 02.09.2013 00:35:00 | 129.997 | 1.31 | 02.09.2013 02:50:00 | 129.925 | \$ 7729.08 |
| 1477 | Sell | 02.09.2013 00:40:00 | 130.028 | 1.29 | 02.09.2013 02:50:00 | 129.935 | \$ 10319.51 |
| 1450 | Sell | 02.09.2013 00:30:00 | 0.89357 | 0.13 | 02.09.2013 07:45:00 | 0.89633 | \$ -3942.92 |
| 294 | Buy | 02.09.2013 00:30:00 | 0.85093 | 0.19 | 02.09.2013 08:25:00 | 0.84942 | \$ -4139.91 |
| 1481 | Sell | 03.09.2013 22:55:00 | 131.149 | 1.28 | 04.09.2013 00:45:00 | 131.116 | \$ 2259.79 |
| 1480 | Sell | 03.09.2013 22:40:00 | 131.138 | 1.29 | 04.09.2013 00:45:00 | 131.117 | \$ 729.53 |
| 1479 | Sell | 03.09.2013 22:35:00 | 131.125 | 1.3 | 04.09.2013 00:45:00 | 131.116 | \$ -824.46 |
| 1478 | Sell | 03.09.2013 22:30:00 | 131.076 | 1.31 | 04.09.2013 00:45:00 | 131.112 | \$ -6725.16 |
| 1482 | Sell | 04.09.2013 01:30:00 | 131.241 | 1.31 | 04.09.2013 03:00:00 | 131.139 | \$ 11642.81 |
| 1452 | Buy | 04.09.2013 22:15:00 | 0.91691 | 0.13 | 04.09.2013 23:55:00 | 0.91735 | \$ 442.22 |
| 1451 | Buy | 04.09.2013 22:00:00 | 0.91698 | 0.13 | 04.09.2013 23:55:00 | 0.91741 | \$ 428.53 |
| 1453 | Buy | 05.09.2013 01:00:00 | 0.91611 | 0.13 | 05.09.2013 02:25:00 | 0.91677 | \$ 743.62 |
| 1484 | Sell | 05.09.2013 21:40:00 | 131.462 | 1.3 | 05.09.2013 23:40:00 | 131.324 | \$ 16231.03 |
| 1483 | Sell | 05.09.2013 21:30:00 | 131.441 | 1.31 | 05.09.2013 23:40:00 | 131.329 | \$ 12950.1 |
| 627 | Sell | 09.09.2013 00:55:00 | 99.738 | 0.33 | 09.09.2013 03:25:00 | 99.736 | \$ -341.57 |
| 626 | Sell | 09.09.2013 00:50:00 | 99.652 | 0.33 | 09.09.2013 03:25:00 | 99.751 | \$ -3674.57 |
| 625 | Sell | 09.09.2013 00:45:00 | 99.637 | 0.34 | 09.09.2013 03:25:00 | 99.74 | \$ -3921.92 |
| 624 | Sell | 09.09.2013 00:30:00 | 99.615 | 0.34 | 09.09.2013 03:25:00 | 99.739 | \$ -4635.92 |
| 1488 | Sell | 09.09.2013 00:55:00 | 131.384 | 1.28 | 09.09.2013 03:25:00 | 131.399 | \$ -3601.74 |
| 1487 | Sell | 09.09.2013 00:50:00 | 131.284 | 1.3 | 09.09.2013 03:25:00 | 131.409 | \$ -17956.73 |
| 1486 | Sell | 09.09.2013 00:35:00 | 131.263 | 1.31 | 09.09.2013 03:25:00 | 131.416 | \$ -21762.62 |
| 1485 | Sell | 09.09.2013 00:30:00 | 131.177 | 1.32 | 09.09.2013 03:25:00 | 131.407 | \$ -32091.51 |
| 934 | Sell | 09.09.2013 02:00:00 | 1.04108 | 0.17 | 09.09.2013 05:30:00 | 1.04046 | \$ 632.32 |
| 763 | Sell | 09.09.2013 02:00:00 | 0.93904 | 0.53 | 09.09.2013 08:15:00 | 0.93844 | \$ 3657.86 |
| 1489 | Buy | 10.09.2013 00:00:00 | 131.975 | 1.29 | 10.09.2013 01:10:00 | 132.075 | \$ 11197.5 |
| 1279 | Buy | 09.09.2013 23:40:00 | 1.5695 | 0.86 | 10.09.2013 03:10:00 | 1.56991 | \$ 3348.52 |
| 1278 | Buy | 09.09.2013 22:45:00 | 1.56965 | 0.87 | 10.09.2013 03:10:00 | 1.56985 | \$ 1462.26 |
| 1277 | Buy | 09.09.2013 22:35:00 | 1.56978 | 0.87 | 10.09.2013 03:10:00 | 1.56985 | \$ 270.47 |
| 1276 | Buy | 09.09.2013 22:00:00 | 1.57012 | 0.88 | 10.09.2013 03:10:00 | 1.56974 | \$ -3899.28 |
| 1261 | Buy | 09.09.2013 23:45:00 | 1.32506 | 0.76 | 10.09.2013 03:20:00 | 1.32601 | \$ 7161.23 |
| 1260 | Buy | 09.09.2013 23:40:00 | 1.32526 | 0.77 | 10.09.2013 03:20:00 | 1.32605 | \$ 5957.23 |

| | | | | | | | |
|------|------|---------------------|---------|------|---------------------|---------|--------------|
| 1259 | Buy | 09.09.2013 23:30:00 | 1.32551 | 0.77 | 10.09.2013 03:20:00 | 1.32595 | \$ 3117.38 |
| 1455 | Sell | 11.09.2013 21:30:00 | 0.93357 | 0.13 | 11.09.2013 22:20:00 | 0.93241 | \$ 1429.13 |
| 1454 | Sell | 11.09.2013 21:25:00 | 0.9331 | 0.13 | 11.09.2013 22:20:00 | 0.93254 | \$ 606.88 |
| 1280 | Buy | 12.09.2013 00:00:00 | 1.58173 | 0.88 | 12.09.2013 04:10:00 | 1.58307 | \$ 12425.82 |
| 1490 | Sell | 12.09.2013 22:00:00 | 132.288 | 1.29 | 12.09.2013 22:31:00 | 132.274 | \$ 99.58 |
| 628 | Sell | 12.09.2013 22:00:00 | 99.435 | 0.34 | 13.09.2013 08:05:00 | 99.754 | \$ -11407.02 |
| 629 | Sell | 12.09.2013 23:05:00 | 99.46 | 0.33 | 13.09.2013 09:10:00 | 99.79 | \$ -11434.52 |
| 630 | Sell | 12.09.2013 23:15:00 | 99.483 | 0.33 | 13.09.2013 09:20:00 | 99.837 | \$ -12226.52 |
| 631 | Sell | 13.09.2013 00:00:00 | 99.519 | 0.33 | 13.09.2013 09:50:00 | 99.715 | \$ -6875.57 |
| 1491 | Sell | 13.09.2013 00:00:00 | 132.352 | 1.29 | 13.09.2013 10:05:00 | 132.539 | \$ -25830.33 |
| 1457 | Sell | 16.09.2013 00:45:00 | 0.93645 | 0.13 | 16.09.2013 00:59:00 | 0.9353 | \$ 1415.43 |
| 1492 | Sell | 16.09.2013 01:30:00 | 132.308 | 1.29 | 16.09.2013 01:41:00 | 132.28 | \$ 1905.11 |
| 1493 | Sell | 16.09.2013 01:50:00 | 132.344 | 1.29 | 16.09.2013 02:32:00 | 132.293 | \$ 4871.76 |
| 1494 | Sell | 16.09.2013 01:55:00 | 132.379 | 1.28 | 16.09.2013 02:32:00 | 132.277 | \$ 11361.5 |
| 937 | Buy | 16.09.2013 01:50:00 | 1.03065 | 0.17 | 16.09.2013 03:00:00 | 1.03115 | \$ 468.94 |
| 936 | Buy | 16.09.2013 00:45:00 | 1.03079 | 0.18 | 16.09.2013 03:00:00 | 1.03127 | \$ 467.77 |
| 935 | Buy | 16.09.2013 00:30:00 | 1.03103 | 0.18 | 16.09.2013 03:00:00 | 1.03117 | \$ -21.04 |
| 1456 | Sell | 16.09.2013 00:30:00 | 0.93444 | 0.13 | 16.09.2013 03:11:00 | 0.93325 | \$ 1470.24 |
| 1263 | Sell | 16.09.2013 00:35:00 | 1.33694 | 0.77 | 16.09.2013 03:36:00 | 1.33675 | \$ 1542.34 |
| 1264 | Sell | 16.09.2013 00:50:00 | 1.33762 | 0.76 | 16.09.2013 03:36:00 | 1.33669 | \$ 7451.3 |
| 1262 | Sell | 16.09.2013 00:30:00 | 1.33596 | 0.77 | 16.09.2013 07:40:00 | 1.33615 | \$ -1542.34 |
| 1495 | Sell | 16.09.2013 21:30:00 | 132.281 | 1.29 | 16.09.2013 22:57:00 | 132.221 | \$ 6033.63 |
| 1461 | Buy | 16.09.2013 22:00:00 | 0.93084 | 0.13 | 16.09.2013 23:35:00 | 0.93225 | \$ 1771.09 |
| 1460 | Buy | 16.09.2013 21:40:00 | 0.93111 | 0.13 | 16.09.2013 23:35:00 | 0.93211 | \$ 1209.41 |
| 1459 | Buy | 16.09.2013 21:35:00 | 0.93131 | 0.13 | 16.09.2013 23:35:00 | 0.93209 | \$ 908.01 |
| 1458 | Buy | 16.09.2013 21:30:00 | 0.9315 | 0.13 | 16.09.2013 23:35:00 | 0.93218 | \$ 771.02 |
| 632 | Sell | 16.09.2013 21:30:00 | 99.156 | 0.33 | 17.09.2013 00:25:00 | 99.012 | \$ 4207.48 |
| 1283 | Buy | 16.09.2013 22:10:00 | 1.58948 | 0.87 | 17.09.2013 02:25:00 | 1.5901 | \$ 5312.65 |
| 1282 | Buy | 16.09.2013 22:00:00 | 1.58973 | 0.88 | 17.09.2013 02:25:00 | 1.59007 | \$ 2777.28 |
| 1281 | Buy | 16.09.2013 21:30:00 | 1.59041 | 0.88 | 17.09.2013 02:25:00 | 1.58997 | \$ -4455.66 |
| 1496 | Sell | 18.09.2013 21:30:00 | 132.581 | 1.29 | 18.09.2013 22:06:00 | 132.422 | \$ 18800.68 |
| 1497 | Sell | 18.09.2013 22:50:00 | 132.555 | 1.3 | 18.09.2013 23:30:00 | 132.494 | \$ 6206.67 |
| 941 | Buy | 18.09.2013 21:50:00 | 1.02235 | 0.17 | 18.09.2013 23:40:00 | 1.02243 | \$ -101.34 |
| 940 | Buy | 18.09.2013 21:45:00 | 1.0229 | 0.17 | 18.09.2013 23:40:00 | 1.02251 | \$ -739.5 |
| 939 | Buy | 18.09.2013 21:30:00 | 1.02376 | 0.18 | 18.09.2013 23:40:00 | 1.02245 | \$ -2105.64 |
| 938 | Buy | 18.09.2013 21:25:00 | 1.02434 | 0.18 | 18.09.2013 23:40:00 | 1.02245 | \$ -2939.48 |
| 295 | Sell | 18.09.2013 21:30:00 | 0.83859 | 0.19 | 18.09.2013 23:50:00 | 0.83756 | \$ 2431.88 |
| 764 | Buy | 18.09.2013 21:25:00 | 0.91689 | 0.54 | 19.09.2013 01:05:00 | 0.91364 | \$ -20241.71 |
| 635 | Sell | 19.09.2013 02:20:00 | 98.294 | 0.33 | 19.09.2013 02:45:00 | 98.104 | \$ 5862.43 |
| 634 | Sell | 19.09.2013 01:50:00 | 98.27 | 0.33 | 19.09.2013 02:45:00 | 98.1 | \$ 5202.43 |
| 633 | Sell | 19.09.2013 01:30:00 | 98.228 | 0.33 | 19.09.2013 02:45:00 | 98.097 | \$ 3915.43 |
| 1501 | Sell | 19.09.2013 01:45:00 | 132.692 | 1.26 | 19.09.2013 03:30:00 | 132.583 | \$ 12061.94 |
| 1500 | Sell | 19.09.2013 01:30:00 | 132.678 | 1.27 | 19.09.2013 03:30:00 | 132.593 | \$ 9109.94 |
| 1499 | Sell | 19.09.2013 01:00:00 | 132.589 | 1.29 | 19.09.2013 03:30:00 | 132.584 | \$ -1065.57 |
| 1498 | Sell | 19.09.2013 00:30:00 | 132.568 | 1.3 | 19.09.2013 03:30:00 | 132.587 | \$ -4193.37 |
| 1265 | Sell | 18.09.2013 21:25:00 | 1.34724 | 0.77 | 19.09.2013 07:30:00 | 1.35262 | \$ -43862.4 |
| 1266 | Sell | 18.09.2013 21:40:00 | 1.34795 | 0.77 | 19.09.2013 07:40:00 | 1.35285 | \$ -39965.96 |
| 1268 | Sell | 18.09.2013 21:50:00 | 1.34923 | 0.75 | 19.09.2013 07:50:00 | 1.35325 | \$ -31969.96 |
| 1267 | Sell | 18.09.2013 21:45:00 | 1.34872 | 0.76 | 19.09.2013 07:50:00 | 1.35319 | \$ -36001.69 |
| 1503 | Buy | 19.09.2013 21:30:00 | 134.225 | 1.28 | 19.09.2013 22:30:00 | 134.464 | \$ 28873.98 |
| 1502 | Buy | 19.09.2013 21:25:00 | 134.239 | 1.29 | 19.09.2013 22:30:00 | 134.459 | \$ 26648.37 |
| 942 | Sell | 19.09.2013 21:25:00 | 1.02592 | 0.17 | 20.09.2013 07:25:00 | 1.02808 | \$ -3194.88 |
| 1465 | Buy | 24.09.2013 01:10:00 | 0.94211 | 0.13 | 24.09.2013 05:40:00 | 0.94121 | \$ -1393.53 |
| 1464 | Buy | 24.09.2013 01:05:00 | 0.94237 | 0.13 | 24.09.2013 05:40:00 | 0.94118 | \$ -1790.82 |
| 1463 | Buy | 24.09.2013 00:05:00 | 0.9425 | 0.13 | 24.09.2013 05:40:00 | 0.94118 | \$ -1968.92 |
| 1462 | Buy | 24.09.2013 00:00:00 | 0.94307 | 0.13 | 24.09.2013 05:40:00 | 0.94119 | \$ -2736.1 |
| 1505 | Buy | 25.09.2013 22:05:00 | 133.124 | 1.3 | 26.09.2013 05:05:00 | 133.212 | \$ 7942.65 |
| 1504 | Buy | 25.09.2013 22:00:00 | 133.152 | 1.31 | 26.09.2013 05:05:00 | 133.224 | \$ 5907.58 |
| 638 | Buy | 26.09.2013 22:00:00 | 98.793 | 0.33 | 26.09.2013 23:05:00 | 98.902 | \$ 3189.43 |
| 637 | Buy | 26.09.2013 21:40:00 | 98.814 | 0.33 | 26.09.2013 23:05:00 | 98.912 | \$ 2826.43 |

| | | | | | | | |
|------|------|---------------------|---------|------|---------------------|---------|-------------|
| 636 | Buy | 26.09.2013 21:35:00 | 98.838 | 0.33 | 26.09.2013 23:05:00 | 98.92 | \$ 2298.43 |
| 1466 | Sell | 27.09.2013 00:00:00 | 0.93667 | 0.13 | 27.09.2013 02:50:00 | 0.93605 | \$ 689.1 |
| 1286 | Sell | 26.09.2013 22:00:00 | 1.60427 | 0.87 | 27.09.2013 04:30:00 | 1.6036 | \$ 5856.34 |
| 1285 | Sell | 26.09.2013 21:40:00 | 1.60403 | 0.88 | 27.09.2013 04:30:00 | 1.60364 | \$ 3326.02 |
| 1284 | Sell | 26.09.2013 21:30:00 | 1.60354 | 0.88 | 27.09.2013 04:30:00 | 1.60357 | \$ -570.41 |
| 1272 | Buy | 30.09.2013 00:45:00 | 1.34818 | 0.72 | 30.09.2013 03:25:00 | 1.34958 | \$ 10621.8 |
| 1271 | Buy | 30.09.2013 00:40:00 | 1.3485 | 0.73 | 30.09.2013 03:25:00 | 1.34974 | \$ 9538.54 |
| 1270 | Buy | 30.09.2013 00:35:00 | 1.34883 | 0.73 | 30.09.2013 03:25:00 | 1.3496 | \$ 5923.13 |
| 1269 | Buy | 30.09.2013 00:30:00 | 1.3491 | 0.74 | 30.09.2013 03:25:00 | 1.34964 | \$ 4210.78 |
| 944 | Sell | 30.09.2013 00:45:00 | 1.03173 | 0.18 | 30.09.2013 03:55:00 | 1.03095 | \$ 899.67 |
| 943 | Sell | 30.09.2013 00:30:00 | 1.03155 | 0.18 | 30.09.2013 03:55:00 | 1.0309 | \$ 712.67 |
| 1506 | Buy | 01.10.2013 01:00:00 | 132.841 | 1.32 | 01.10.2013 01:55:00 | 132.993 | \$ 18310.54 |
| 1468 | Buy | 01.10.2013 00:00:00 | 0.93159 | 0.13 | 01.10.2013 05:39:00 | 0.93234 | \$ 866.91 |
| 1467 | Buy | 30.09.2013 22:00:00 | 0.93239 | 0.13 | 01.10.2013 06:40:00 | 0.93402 | \$ 2043.57 |
| 1470 | Sell | 02.10.2013 22:05:00 | 0.93876 | 0.13 | 03.10.2013 02:00:00 | 0.93827 | \$ 436.56 |
| 1469 | Sell | 02.10.2013 22:00:00 | 0.93849 | 0.13 | 03.10.2013 02:00:00 | 0.93831 | \$ 11.72 |
| 1507 | Sell | 07.10.2013 00:00:00 | 131.851 | 1.33 | 07.10.2013 00:05:00 | 131.905 | \$ -8935.75 |
| 641 | Buy | 07.10.2013 02:05:00 | 97.173 | 0.34 | 07.10.2013 03:11:00 | 97.216 | \$ 1042.08 |
| 766 | Buy | 07.10.2013 01:40:00 | 0.90517 | 0.54 | 07.10.2013 03:25:00 | 0.90558 | \$ 2544.67 |
| 765 | Buy | 07.10.2013 01:30:00 | 0.90551 | 0.55 | 07.10.2013 03:25:00 | 0.9056 | \$ 564.64 |
| 1275 | Sell | 07.10.2013 01:40:00 | 1.35704 | 0.73 | 07.10.2013 03:25:00 | 1.35643 | \$ 4694.49 |
| 1274 | Sell | 07.10.2013 01:30:00 | 1.35685 | 0.74 | 07.10.2013 03:25:00 | 1.35631 | \$ 4212.7 |
| 1273 | Sell | 07.10.2013 00:30:00 | 1.35635 | 0.74 | 07.10.2013 03:25:00 | 1.35637 | \$ -156.02 |
| 1290 | Sell | 07.10.2013 01:20:00 | 1.60329 | 0.87 | 07.10.2013 06:45:00 | 1.60296 | \$ 3026.7 |
| 1289 | Sell | 07.10.2013 01:10:00 | 1.60317 | 0.87 | 07.10.2013 06:45:00 | 1.60307 | \$ 917.18 |
| 1288 | Sell | 07.10.2013 01:05:00 | 1.60282 | 0.88 | 07.10.2013 06:45:00 | 1.60311 | \$ -2690.4 |
| 1287 | Sell | 07.10.2013 01:00:00 | 1.60267 | 0.89 | 07.10.2013 06:45:00 | 1.60305 | \$ -3565.4 |
| 640 | Buy | 07.10.2013 02:00:00 | 97.199 | 0.34 | 07.10.2013 07:00:00 | 97.163 | \$ -1643.92 |
| 639 | Buy | 07.10.2013 01:15:00 | 97.247 | 0.34 | 07.10.2013 07:00:00 | 97.164 | \$ -3241.92 |
| 767 | Buy | 09.10.2013 02:30:00 | 0.90197 | 0.55 | 09.10.2013 03:35:00 | 0.90355 | \$ 10003.56 |
| 1508 | Sell | 09.10.2013 21:35:00 | 131.672 | 1.33 | 09.10.2013 23:30:00 | 131.562 | \$ 12878.7 |
| 1294 | Sell | 09.10.2013 22:05:00 | 1.59638 | 0.86 | 10.10.2013 02:25:00 | 1.59495 | \$ 12108.58 |
| 1293 | Sell | 09.10.2013 22:00:00 | 1.59548 | 0.87 | 10.10.2013 02:25:00 | 1.59483 | \$ 5095.37 |
| 1292 | Sell | 09.10.2013 21:55:00 | 1.59538 | 0.88 | 10.10.2013 02:25:00 | 1.59483 | \$ 4226.22 |
| 1291 | Sell | 09.10.2013 21:45:00 | 1.59518 | 0.89 | 10.10.2013 02:25:00 | 1.59482 | \$ 2491.54 |
| 1512 | Sell | 10.10.2013 02:25:00 | 131.883 | 1.3 | 10.10.2013 03:45:00 | 131.769 | \$ 13105.56 |
| 1511 | Sell | 10.10.2013 02:15:00 | 131.82 | 1.31 | 10.10.2013 03:45:00 | 131.764 | \$ 5609.04 |
| 1510 | Sell | 10.10.2013 02:05:00 | 131.803 | 1.32 | 10.10.2013 03:45:00 | 131.775 | \$ 1956.08 |
| 1509 | Sell | 10.10.2013 02:00:00 | 131.787 | 1.33 | 10.10.2013 03:45:00 | 131.764 | \$ 1306.26 |
| 1513 | Buy | 11.10.2013 00:00:00 | 132.699 | 1.33 | 11.10.2013 01:00:00 | 132.924 | \$ 28160.1 |
| 642 | Buy | 11.10.2013 01:30:00 | 97.991 | 0.34 | 11.10.2013 03:05:00 | 98.278 | \$ 9338.08 |
| 1514 | Buy | 11.10.2013 01:30:00 | 132.575 | 1.34 | 11.10.2013 03:05:00 | 132.916 | \$ 43917.43 |
| 1518 | Buy | 14.10.2013 01:00:00 | 133.128 | 1.3 | 14.10.2013 02:00:00 | 133.183 | \$ 5419.47 |
| 1473 | Buy | 14.10.2013 01:00:00 | 0.9431 | 0.13 | 14.10.2013 02:45:00 | 0.94394 | \$ 990.22 |
| 1472 | Buy | 14.10.2013 00:55:00 | 0.9433 | 0.13 | 14.10.2013 02:45:00 | 0.94396 | \$ 743.62 |
| 1471 | Buy | 14.10.2013 00:30:00 | 0.94352 | 0.13 | 14.10.2013 02:45:00 | 0.94395 | \$ 428.53 |
| 768 | Buy | 14.10.2013 00:30:00 | 0.90951 | 0.54 | 14.10.2013 03:55:00 | 0.91019 | \$ 4223.98 |
| 1296 | Sell | 14.10.2013 00:35:00 | 1.5971 | 0.89 | 14.10.2013 04:10:00 | 1.59638 | \$ 6755.5 |
| 1295 | Sell | 14.10.2013 00:30:00 | 1.59689 | 0.89 | 14.10.2013 04:10:00 | 1.59636 | \$ 4972.81 |
| 646 | Buy | 14.10.2013 00:45:00 | 98.264 | 0.33 | 14.10.2013 06:25:00 | 98.296 | \$ 648.43 |
| 645 | Buy | 14.10.2013 00:40:00 | 98.285 | 0.33 | 14.10.2013 06:25:00 | 98.289 | \$ -275.57 |
| 644 | Buy | 14.10.2013 00:35:00 | 98.3 | 0.34 | 14.10.2013 06:25:00 | 98.292 | \$ -691.92 |
| 643 | Buy | 14.10.2013 00:30:00 | 98.315 | 0.34 | 14.10.2013 06:25:00 | 98.305 | \$ -759.92 |
| 1515 | Buy | 14.10.2013 00:30:00 | 133.317 | 1.34 | 14.10.2013 10:35:00 | 133.294 | \$ -4868.42 |
| 1516 | Buy | 14.10.2013 00:35:00 | 133.258 | 1.33 | 14.10.2013 10:40:00 | 133.289 | \$ 2350.62 |
| 1517 | Buy | 14.10.2013 00:45:00 | 133.235 | 1.32 | 14.10.2013 10:45:00 | 133.289 | \$ 5369.25 |
| 1520 | Sell | 14.10.2013 21:35:00 | 133.645 | 1.33 | 15.10.2013 03:05:00 | 133.675 | \$ -6064.08 |
| 1519 | Sell | 14.10.2013 21:30:00 | 133.624 | 1.34 | 15.10.2013 03:05:00 | 133.689 | \$ -10799.5 |
| 650 | Sell | 14.10.2013 22:45:00 | 98.563 | 0.33 | 15.10.2013 03:10:00 | 98.6 | \$ -1765.52 |
| 649 | Sell | 14.10.2013 22:30:00 | 98.535 | 0.33 | 15.10.2013 03:10:00 | 98.604 | \$ -2821.52 |

| | | | | | | | |
|------|------|---------------------|---------|------|---------------------|---------|---------------|
| 648 | Sell | 14.10.2013 21:35:00 | 98.477 | 0.34 | 15.10.2013 03:10:00 | 98.605 | \$ -4913.02 |
| 647 | Sell | 14.10.2013 21:25:00 | 98.458 | 0.34 | 15.10.2013 03:10:00 | 98.608 | \$ -5661.02 |
| 652 | Buy | 15.10.2013 21:40:00 | 98.223 | 0.33 | 15.10.2013 22:44:00 | 98.302 | \$ 2199.43 |
| 1297 | Sell | 15.10.2013 21:25:00 | 1.59953 | 0.9 | 15.10.2013 23:30:00 | 1.59887 | \$ 6262.13 |
| 1474 | Buy | 15.10.2013 22:05:00 | 0.95049 | 0.13 | 15.10.2013 23:35:00 | 0.95185 | \$ 1702.6 |
| 651 | Buy | 15.10.2013 21:30:00 | 98.325 | 0.33 | 16.10.2013 01:25:00 | 98.319 | \$ -663.32 |
| 1521 | Sell | 16.10.2013 01:45:00 | 132.95 | 1.34 | 16.10.2013 02:32:00 | 132.929 | \$ 1032.34 |
| 772 | Buy | 16.10.2013 00:10:00 | 0.91186 | 0.53 | 16.10.2013 02:45:00 | 0.91269 | \$ 5061.43 |
| 771 | Buy | 16.10.2013 00:05:00 | 0.91219 | 0.54 | 16.10.2013 02:45:00 | 0.91268 | \$ 3042.24 |
| 770 | Buy | 15.10.2013 21:40:00 | 0.9125 | 0.54 | 16.10.2013 02:45:00 | 0.91269 | \$ 1168.88 |
| 769 | Buy | 15.10.2013 21:30:00 | 0.91342 | 0.54 | 16.10.2013 02:45:00 | 0.91272 | \$ -4366.62 |
| 1278 | Sell | 16.10.2013 00:20:00 | 1.35306 | 0.73 | 16.10.2013 02:45:00 | 1.35235 | \$ 5464.07 |
| 1277 | Sell | 15.10.2013 21:40:00 | 1.35253 | 0.74 | 16.10.2013 02:45:00 | 1.35232 | \$ 1577.45 |
| 1276 | Sell | 15.10.2013 21:30:00 | 1.35194 | 0.74 | 16.10.2013 02:45:00 | 1.35226 | \$ -2557.23 |
| 1476 | Buy | 16.10.2013 02:05:00 | 0.95063 | 0.13 | 16.10.2013 03:00:00 | 0.95382 | \$ 4209.63 |
| 1475 | Buy | 16.10.2013 02:00:00 | 0.9507 | 0.13 | 16.10.2013 03:00:00 | 0.9538 | \$ 4086.33 |
| 1298 | Sell | 17.10.2013 00:30:00 | 1.59556 | 0.9 | 17.10.2013 03:42:00 | 1.59517 | \$ 3700.35 |
| 1479 | Buy | 17.10.2013 22:45:00 | 0.96253 | 0.13 | 17.10.2013 23:55:00 | 0.96344 | \$ 1086.11 |
| 1478 | Buy | 17.10.2013 22:40:00 | 0.96275 | 0.13 | 17.10.2013 23:55:00 | 0.96344 | \$ 784.71 |
| 1477 | Buy | 17.10.2013 22:30:00 | 0.96279 | 0.13 | 17.10.2013 23:55:00 | 0.9635 | \$ 812.11 |
| 1299 | Buy | 17.10.2013 21:30:00 | 1.61495 | 0.9 | 18.10.2013 02:31:00 | 1.61545 | \$ 4357.81 |
| 1300 | Buy | 17.10.2013 21:40:00 | 1.61487 | 0.89 | 18.10.2013 02:31:00 | 1.61547 | \$ 5247.21 |
| 653 | Sell | 18.10.2013 02:00:00 | 98.06 | 0.34 | 18.10.2013 03:05:00 | 97.961 | \$ 2946.08 |
| 1481 | Buy | 18.10.2013 02:00:00 | 0.96195 | 0.13 | 18.10.2013 06:05:00 | 0.96227 | \$ 277.83 |
| 1480 | Buy | 18.10.2013 01:30:00 | 0.96219 | 0.13 | 18.10.2013 06:05:00 | 0.96236 | \$ 72.33 |
| 1279 | Buy | 18.10.2013 02:00:00 | 1.3669 | 0.74 | 18.10.2013 08:35:00 | 1.36673 | \$ -1325.62 |
| 1302 | Buy | 23.10.2013 01:00:00 | 1.62306 | 0.89 | 23.10.2013 03:50:00 | 1.62373 | \$ 6283.51 |
| 1301 | Buy | 23.10.2013 00:10:00 | 1.62323 | 0.9 | 23.10.2013 03:50:00 | 1.62375 | \$ 4931.55 |
| 1280 | Buy | 23.10.2013 00:25:00 | 1.37787 | 0.73 | 23.10.2013 04:05:00 | 1.37815 | \$ 2153.87 |
| 1522 | Buy | 23.10.2013 00:45:00 | 135.158 | 1.32 | 23.10.2013 10:05:00 | 134.293 | \$ -115964.16 |
| 1281 | Sell | 28.10.2013 21:30:00 | 1.38095 | 0.73 | 28.10.2013 22:50:00 | 1.3789 | \$ 15776.56 |
| 1303 | Sell | 28.10.2013 21:30:00 | 1.61629 | 0.9 | 28.10.2013 22:50:00 | 1.61429 | \$ 18976.14 |
| 1483 | Sell | 28.10.2013 21:45:00 | 0.95834 | 0.13 | 28.10.2013 22:55:00 | 0.9568 | \$ 1949.89 |
| 1482 | Sell | 28.10.2013 21:30:00 | 0.95807 | 0.13 | 28.10.2013 22:55:00 | 0.95698 | \$ 1333.2 |
| 945 | Sell | 30.10.2013 21:30:00 | 1.04884 | 0.17 | 30.10.2013 22:55:00 | 1.04861 | \$ 102.5 |
| 656 | Sell | 30.10.2013 21:50:00 | 98.671 | 0.33 | 30.10.2013 23:04:00 | 98.642 | \$ 549.43 |
| 655 | Sell | 30.10.2013 21:45:00 | 98.607 | 0.33 | 31.10.2013 00:00:00 | 98.508 | \$ 2448.58 |
| 654 | Sell | 30.10.2013 21:30:00 | 98.57 | 0.33 | 31.10.2013 00:00:00 | 98.511 | \$ 1128.58 |
| 1484 | Buy | 30.10.2013 21:30:00 | 0.9451 | 0.13 | 31.10.2013 01:10:00 | 0.94761 | \$ 3191.33 |
| 1282 | Buy | 30.10.2013 21:30:00 | 1.37082 | 0.74 | 31.10.2013 01:17:00 | 1.37285 | \$ 14524.15 |
| 773 | Sell | 30.10.2013 21:30:00 | 0.90134 | 0.54 | 31.10.2013 01:19:00 | 0.89988 | \$ 8158.44 |
| 1304 | Buy | 30.10.2013 21:30:00 | 1.60099 | 0.91 | 31.10.2013 01:21:00 | 1.60329 | \$ 20889.97 |
| 1305 | Buy | 30.10.2013 21:45:00 | 1.60072 | 0.9 | 31.10.2013 01:21:00 | 1.60322 | \$ 22557.16 |
| 1306 | Buy | 30.10.2013 21:55:00 | 1.60063 | 0.89 | 31.10.2013 01:21:00 | 1.60323 | \$ 23244.35 |
| 1523 | Sell | 31.10.2013 21:35:00 | 133.679 | 1.31 | 31.10.2013 22:30:00 | 133.557 | \$ 14230.71 |
| 1309 | Buy | 31.10.2013 23:00:00 | 1.60326 | 0.91 | 01.11.2013 01:00:00 | 1.60412 | \$ 7858.31 |
| 1308 | Buy | 31.10.2013 22:45:00 | 1.60335 | 0.92 | 01.11.2013 01:00:00 | 1.60405 | \$ 6393.54 |
| 1307 | Buy | 31.10.2013 22:30:00 | 1.60382 | 0.92 | 01.11.2013 01:00:00 | 1.60396 | \$ 964.62 |
| 1524 | Sell | 01.11.2013 00:55:00 | 133.658 | 1.31 | 01.11.2013 02:50:00 | 133.59 | \$ 7157.16 |
| 1284 | Sell | 01.11.2013 02:05:00 | 1.35891 | 0.74 | 01.11.2013 03:00:00 | 1.35793 | \$ 7645.28 |
| 1283 | Sell | 01.11.2013 01:00:00 | 1.35882 | 0.75 | 01.11.2013 03:00:00 | 1.35779 | \$ 8143.92 |
| 657 | Buy | 04.11.2013 00:00:00 | 98.821 | 0.33 | 04.11.2013 02:15:00 | 98.771 | \$ -2057.57 |
| 1310 | Sell | 04.11.2013 00:45:00 | 1.59318 | 0.93 | 04.11.2013 05:05:00 | 1.59197 | \$ 11863.25 |
| 1488 | Sell | 04.11.2013 02:20:00 | 0.94698 | 0.13 | 04.11.2013 05:05:00 | 0.94793 | \$ -1462.46 |
| 1487 | Sell | 04.11.2013 01:35:00 | 0.94671 | 0.13 | 04.11.2013 05:05:00 | 0.948 | \$ -1928.41 |
| 1486 | Sell | 04.11.2013 01:30:00 | 0.94571 | 0.13 | 04.11.2013 05:05:00 | 0.94791 | \$ -3175.49 |
| 1485 | Sell | 04.11.2013 00:30:00 | 0.94519 | 0.13 | 04.11.2013 05:05:00 | 0.94792 | \$ -3901.81 |
| 1525 | Buy | 07.11.2013 00:00:00 | 133.306 | 1.32 | 07.11.2013 06:35:00 | 133.346 | \$ 3520.28 |
| 659 | Buy | 07.11.2013 21:35:00 | 97.76 | 0.34 | 07.11.2013 22:45:00 | 97.98 | \$ 7060.08 |
| 658 | Buy | 07.11.2013 21:25:00 | 97.771 | 0.34 | 07.11.2013 22:45:00 | 97.98 | \$ 6686.08 |

| | | | | | | | |
|------|------|---------------------|---------|------|---------------------|---------|--------------|
| 296 | Sell | 07.11.2013 21:35:00 | 0.83479 | 0.19 | 07.11.2013 23:10:00 | 0.83438 | \$ 826.78 |
| 774 | Buy | 07.11.2013 21:35:00 | 0.91404 | 0.55 | 07.11.2013 23:50:00 | 0.91623 | \$ 13867.81 |
| 1285 | Sell | 07.11.2013 21:35:00 | 1.34405 | 0.76 | 08.11.2013 00:20:00 | 1.34129 | \$ 22051.07 |
| 1529 | Sell | 08.11.2013 01:05:00 | 131.712 | 1.3 | 08.11.2013 01:30:00 | 131.541 | \$ 20517.67 |
| 1528 | Sell | 08.11.2013 00:55:00 | 131.702 | 1.31 | 08.11.2013 01:30:00 | 131.529 | \$ 20937.73 |
| 1527 | Sell | 08.11.2013 00:10:00 | 131.671 | 1.32 | 08.11.2013 01:30:00 | 131.53 | \$ 16873.85 |
| 1526 | Sell | 08.11.2013 00:00:00 | 131.617 | 1.33 | 08.11.2013 01:30:00 | 131.546 | \$ 7692.36 |
| 663 | Sell | 08.11.2013 01:00:00 | 98.195 | 0.33 | 08.11.2013 01:48:00 | 98.163 | \$ 648.43 |
| 1530 | Sell | 08.11.2013 02:30:00 | 131.701 | 1.35 | 08.11.2013 05:00:00 | 131.698 | \$ -1372.9 |
| 664 | Sell | 08.11.2013 02:25:00 | 98.208 | 0.33 | 08.11.2013 05:20:00 | 98.191 | \$ 153.43 |
| 662 | Sell | 08.11.2013 00:55:00 | 98.173 | 0.34 | 08.11.2013 05:20:00 | 98.205 | \$ -1507.92 |
| 661 | Sell | 08.11.2013 00:50:00 | 98.157 | 0.34 | 08.11.2013 05:20:00 | 98.205 | \$ -2051.92 |
| 660 | Sell | 08.11.2013 00:30:00 | 98.126 | 0.34 | 08.11.2013 05:20:00 | 98.191 | \$ -2629.92 |
| 775 | Buy | 11.11.2013 00:00:00 | 0.92263 | 0.54 | 11.11.2013 00:05:00 | 0.92251 | \$ -751.76 |
| 1489 | Sell | 11.11.2013 00:00:00 | 0.93855 | 0.13 | 11.11.2013 01:10:00 | 0.93729 | \$ 1566.17 |
| 665 | Buy | 11.11.2013 02:30:00 | 99.118 | 0.33 | 11.11.2013 10:30:00 | 99.032 | \$ -3245.57 |
| 1531 | Buy | 12.11.2013 00:00:00 | 132.943 | 1.34 | 12.11.2013 02:35:00 | 132.984 | \$ 3712.72 |
| 1532 | Buy | 12.11.2013 21:30:00 | 133.727 | 1.33 | 12.11.2013 23:51:00 | 133.819 | \$ 10457.47 |
| 1289 | Sell | 14.11.2013 00:25:00 | 1.34951 | 0.74 | 14.11.2013 01:43:00 | 1.3491 | \$ 3198.53 |
| 778 | Buy | 14.11.2013 00:25:00 | 0.91279 | 0.54 | 14.11.2013 02:24:00 | 0.91327 | \$ 2980.04 |
| 297 | Sell | 13.11.2013 21:25:00 | 0.84022 | 0.19 | 14.11.2013 02:35:00 | 0.84004 | \$ 145.98 |
| 777 | Buy | 14.11.2013 00:20:00 | 0.91315 | 0.54 | 14.11.2013 03:30:00 | 0.91491 | \$ 10941.22 |
| 776 | Buy | 14.11.2013 00:00:00 | 0.91336 | 0.54 | 14.11.2013 03:30:00 | 0.91494 | \$ 9821.68 |
| 1288 | Sell | 14.11.2013 00:20:00 | 1.34902 | 0.75 | 14.11.2013 03:30:00 | 1.34741 | \$ 12729.83 |
| 1287 | Sell | 14.11.2013 00:15:00 | 1.34884 | 0.75 | 14.11.2013 03:30:00 | 1.34726 | \$ 12492.63 |
| 1286 | Sell | 14.11.2013 00:00:00 | 1.34861 | 0.76 | 14.11.2013 03:30:00 | 1.34736 | \$ 10015.18 |
| 1312 | Buy | 14.11.2013 21:45:00 | 1.60534 | 0.92 | 14.11.2013 22:15:00 | 1.60673 | \$ 13475.36 |
| 1311 | Buy | 14.11.2013 21:35:00 | 1.60562 | 0.93 | 14.11.2013 22:15:00 | 1.60669 | \$ 10485.86 |
| 949 | Buy | 14.11.2013 23:15:00 | 1.04678 | 0.17 | 15.11.2013 01:25:00 | 1.04706 | \$ 122.43 |
| 948 | Buy | 14.11.2013 23:00:00 | 1.04686 | 0.17 | 15.11.2013 01:25:00 | 1.04707 | \$ 27.39 |
| 947 | Buy | 14.11.2013 22:50:00 | 1.04702 | 0.17 | 15.11.2013 01:25:00 | 1.04703 | \$ -244.18 |
| 946 | Buy | 14.11.2013 22:30:00 | 1.0473 | 0.17 | 15.11.2013 01:25:00 | 1.04707 | \$ -570.04 |
| 1533 | Buy | 18.11.2013 02:30:00 | 135.142 | 1.32 | 18.11.2013 03:55:00 | 135.224 | \$ 9040.02 |
| 1536 | Buy | 18.11.2013 22:10:00 | 134.847 | 1.29 | 18.11.2013 23:55:00 | 135.079 | \$ 28188.49 |
| 1535 | Buy | 18.11.2013 22:05:00 | 135.056 | 1.31 | 18.11.2013 23:55:00 | 135.072 | \$ 326.69 |
| 1534 | Buy | 18.11.2013 22:00:00 | 135.09 | 1.32 | 18.11.2013 23:55:00 | 135.06 | \$ -5743.11 |
| 1493 | Buy | 18.11.2013 22:25:00 | 0.93684 | 0.13 | 19.11.2013 00:58:00 | 0.9371 | \$ 166.72 |
| 1290 | Buy | 18.11.2013 22:00:00 | 1.34987 | 0.76 | 19.11.2013 02:35:00 | 1.35062 | \$ 5559.52 |
| 1492 | Buy | 18.11.2013 22:20:00 | 0.93714 | 0.13 | 19.11.2013 02:35:00 | 0.93751 | \$ 317.41 |
| 1491 | Buy | 18.11.2013 22:15:00 | 0.9373 | 0.13 | 19.11.2013 02:35:00 | 0.93756 | \$ 166.72 |
| 1490 | Buy | 18.11.2013 22:00:00 | 0.93761 | 0.13 | 19.11.2013 02:35:00 | 0.93755 | \$ -271.67 |
| 950 | Buy | 20.11.2013 01:30:00 | 1.0455 | 0.17 | 20.11.2013 02:45:00 | 1.04672 | \$ 1446.54 |
| 1315 | Buy | 20.11.2013 22:00:00 | 1.60936 | 0.92 | 20.11.2013 22:29:00 | 1.60975 | \$ 3780.85 |
| 1291 | Sell | 21.11.2013 00:20:00 | 1.3441 | 0.76 | 21.11.2013 02:00:00 | 1.34312 | \$ 7851.91 |
| 666 | Sell | 21.11.2013 02:00:00 | 100.254 | 0.33 | 21.11.2013 05:35:00 | 100.316 | \$ -2453.57 |
| 1313 | Buy | 20.11.2013 21:40:00 | 1.61035 | 0.94 | 21.11.2013 07:40:00 | 1.60833 | \$ -21212.04 |
| 1314 | Buy | 20.11.2013 21:55:00 | 1.61022 | 0.93 | 21.11.2013 08:00:00 | 1.60834 | \$ -19614.39 |
| 1540 | Sell | 21.11.2013 01:45:00 | 134.619 | 1.3 | 21.11.2013 10:00:00 | 135.069 | \$ -60250.1 |
| 1539 | Sell | 21.11.2013 01:30:00 | 134.581 | 1.31 | 21.11.2013 10:00:00 | 135.069 | \$ -65691.12 |
| 1538 | Sell | 21.11.2013 01:20:00 | 134.542 | 1.32 | 21.11.2013 10:00:00 | 135.065 | \$ -70811.99 |
| 1537 | Sell | 21.11.2013 01:15:00 | 134.516 | 1.33 | 21.11.2013 10:00:00 | 135.058 | \$ -73875.18 |
| 1495 | Sell | 22.11.2013 00:10:00 | 0.92352 | 0.13 | 22.11.2013 01:30:00 | 0.92254 | \$ 1182.45 |
| 1494 | Sell | 22.11.2013 00:00:00 | 0.92337 | 0.13 | 22.11.2013 01:30:00 | 0.92251 | \$ 1018.0 |
| 1316 | Buy | 22.11.2013 02:00:00 | 1.61791 | 0.93 | 22.11.2013 03:48:00 | 1.61863 | \$ 7055.91 |
| 1496 | Sell | 22.11.2013 02:30:00 | 0.92351 | 0.13 | 22.11.2013 05:05:00 | 0.92218 | \$ 1662.1 |
| 1541 | Buy | 25.11.2013 02:30:00 | 137.143 | 1.24 | 25.11.2013 02:55:00 | 137.424 | \$ 33143.58 |
| 951 | Sell | 25.11.2013 02:00:00 | 1.0548 | 0.17 | 25.11.2013 10:30:00 | 1.05539 | \$ -1011.49 |
| 667 | Buy | 25.11.2013 22:30:00 | 101.506 | 0.33 | 26.11.2013 00:23:00 | 101.599 | \$ 2603.68 |
| 668 | Buy | 25.11.2013 22:40:00 | 101.443 | 0.32 | 26.11.2013 00:23:00 | 101.59 | \$ 4252.78 |
| 1543 | Sell | 26.11.2013 00:05:00 | 137.446 | 1.24 | 26.11.2013 02:10:00 | 137.168 | \$ 32767.71 |

| | | | | | | | |
|------|------|---------------------|---------|------|---------------------|---------|--------------|
| 1542 | Sell | 26.11.2013 00:00:00 | 137.413 | 1.25 | 26.11.2013 02:10:00 | 137.154 | \$ 30657.17 |
| 671 | Buy | 26.11.2013 02:20:00 | 101.346 | 0.32 | 26.11.2013 03:10:00 | 101.55 | \$ 6132.78 |
| 670 | Buy | 26.11.2013 02:10:00 | 101.363 | 0.33 | 26.11.2013 03:10:00 | 101.555 | \$ 5928.43 |
| 669 | Buy | 26.11.2013 02:00:00 | 101.388 | 0.33 | 26.11.2013 03:10:00 | 101.558 | \$ 5202.43 |
| 1499 | Sell | 26.11.2013 01:15:00 | 0.91796 | 0.13 | 26.11.2013 04:35:00 | 0.91871 | \$ -1188.38 |
| 1498 | Sell | 26.11.2013 01:10:00 | 0.91785 | 0.13 | 26.11.2013 04:35:00 | 0.91867 | \$ -1284.31 |
| 1497 | Sell | 26.11.2013 01:00:00 | 0.9178 | 0.13 | 26.11.2013 04:35:00 | 0.91863 | \$ -1298.01 |
| 1292 | Sell | 26.11.2013 02:00:00 | 1.35323 | 0.75 | 26.11.2013 04:45:00 | 1.35314 | \$ 711.6 |
| 1320 | Sell | 26.11.2013 00:30:00 | 1.61598 | 0.91 | 26.11.2013 04:45:00 | 1.61589 | \$ 863.42 |
| 1319 | Sell | 25.11.2013 23:05:00 | 1.61561 | 0.92 | 26.11.2013 04:45:00 | 1.61583 | \$ -2439.12 |
| 1318 | Sell | 25.11.2013 23:00:00 | 1.6154 | 0.92 | 26.11.2013 04:45:00 | 1.61571 | \$ -3312.02 |
| 1317 | Sell | 25.11.2013 22:30:00 | 1.61536 | 0.93 | 26.11.2013 04:45:00 | 1.6159 | \$ -5603.02 |
| 1502 | Sell | 26.11.2013 21:40:00 | 0.91331 | 0.13 | 26.11.2013 23:15:00 | 0.91244 | \$ 1031.7 |
| 1501 | Sell | 26.11.2013 21:35:00 | 0.91288 | 0.13 | 26.11.2013 23:15:00 | 0.91251 | \$ 346.49 |
| 1500 | Sell | 26.11.2013 21:25:00 | 0.91269 | 0.13 | 26.11.2013 23:15:00 | 0.91249 | \$ 113.52 |
| 952 | Buy | 26.11.2013 23:00:00 | 1.053 | 0.17 | 27.11.2013 01:30:00 | 1.05468 | \$ 2023.34 |
| 1546 | Buy | 03.12.2013 00:25:00 | 139.337 | 1.22 | 03.12.2013 01:50:00 | 139.436 | \$ 10378.16 |
| 1545 | Buy | 02.12.2013 23:15:00 | 139.362 | 1.23 | 03.12.2013 01:50:00 | 139.44 | \$ 7322.56 |
| 1544 | Buy | 02.12.2013 23:00:00 | 139.408 | 1.24 | 03.12.2013 01:50:00 | 139.422 | \$ -554.26 |
| 674 | Buy | 03.12.2013 00:10:00 | 102.913 | 0.32 | 03.12.2013 03:15:00 | 103.036 | \$ 3540.78 |
| 673 | Buy | 02.12.2013 23:55:00 | 102.939 | 0.32 | 03.12.2013 03:15:00 | 103.032 | \$ 2524.78 |
| 672 | Buy | 02.12.2013 23:00:00 | 102.948 | 0.33 | 03.12.2013 03:15:00 | 103.025 | \$ 2075.68 |
| 678 | Sell | 03.12.2013 23:40:00 | 102.508 | 0.32 | 04.12.2013 01:15:00 | 102.323 | \$ 5391.98 |
| 677 | Sell | 03.12.2013 23:35:00 | 102.44 | 0.33 | 04.12.2013 01:15:00 | 102.319 | \$ 3448.48 |
| 676 | Sell | 03.12.2013 23:30:00 | 102.436 | 0.33 | 04.12.2013 01:15:00 | 102.329 | \$ 2986.48 |
| 675 | Sell | 03.12.2013 23:00:00 | 102.413 | 0.33 | 04.12.2013 01:15:00 | 102.321 | \$ 2491.48 |
| 1550 | Sell | 03.12.2013 23:40:00 | 139.292 | 1.21 | 04.12.2013 01:15:00 | 139.082 | \$ 23454.79 |
| 1549 | Sell | 03.12.2013 23:35:00 | 139.232 | 1.23 | 04.12.2013 01:15:00 | 139.073 | \$ 17570.21 |
| 1548 | Sell | 03.12.2013 23:25:00 | 139.196 | 1.24 | 04.12.2013 01:15:00 | 139.067 | \$ 13993.52 |
| 1547 | Sell | 03.12.2013 23:00:00 | 139.172 | 1.25 | 04.12.2013 01:15:00 | 139.08 | \$ 9481.5 |
| 1551 | Sell | 04.12.2013 02:30:00 | 139.319 | 1.26 | 04.12.2013 03:35:00 | 139.017 | \$ 36296.63 |
| 1324 | Buy | 03.12.2013 22:55:00 | 1.6387 | 0.91 | 04.12.2013 04:00:00 | 1.63896 | \$ 2104.83 |
| 1323 | Buy | 03.12.2013 22:45:00 | 1.63881 | 0.91 | 04.12.2013 04:00:00 | 1.63899 | \$ 1337.7 |
| 1322 | Buy | 03.12.2013 22:40:00 | 1.63899 | 0.92 | 04.12.2013 04:00:00 | 1.63903 | \$ -4.83 |
| 1321 | Buy | 03.12.2013 22:30:00 | 1.63919 | 0.93 | 04.12.2013 04:00:00 | 1.63915 | \$ -788.87 |
| 679 | Sell | 04.12.2013 02:30:00 | 102.534 | 0.33 | 04.12.2013 04:13:00 | 102.391 | \$ 4311.43 |
| 1505 | Sell | 04.12.2013 22:50:00 | 0.9037 | 0.13 | 05.12.2013 02:35:00 | 0.90174 | \$ 2451.08 |
| 1504 | Sell | 04.12.2013 22:40:00 | 0.90366 | 0.13 | 05.12.2013 02:35:00 | 0.90175 | \$ 2382.55 |
| 1503 | Sell | 04.12.2013 22:30:00 | 0.9034 | 0.13 | 05.12.2013 02:35:00 | 0.90165 | \$ 2163.29 |
| 1555 | Sell | 04.12.2013 23:40:00 | 139.058 | 1.24 | 05.12.2013 03:00:00 | 139.022 | \$ 1910.18 |
| 1554 | Sell | 04.12.2013 22:45:00 | 139.004 | 1.25 | 05.12.2013 03:00:00 | 139.026 | \$ -5323.84 |
| 1553 | Sell | 04.12.2013 22:40:00 | 138.979 | 1.27 | 05.12.2013 03:00:00 | 139.026 | \$ -8583.74 |
| 1552 | Sell | 04.12.2013 22:35:00 | 138.939 | 1.28 | 05.12.2013 03:00:00 | 139.031 | \$ -14410.79 |
| 682 | Sell | 05.12.2013 01:45:00 | 102.417 | 0.33 | 05.12.2013 03:10:00 | 102.285 | \$ 3948.43 |
| 681 | Sell | 05.12.2013 00:05:00 | 102.361 | 0.33 | 05.12.2013 03:10:00 | 102.284 | \$ 2133.43 |
| 680 | Sell | 05.12.2013 00:00:00 | 102.344 | 0.33 | 05.12.2013 03:10:00 | 102.276 | \$ 1836.43 |
| 953 | Sell | 06.12.2013 02:30:00 | 1.06621 | 0.17 | 06.12.2013 04:05:00 | 1.06562 | \$ 591.57 |
| 1326 | Sell | 05.12.2013 22:00:00 | 1.63386 | 0.92 | 06.12.2013 04:30:00 | 1.63338 | \$ 4350.12 |
| 1325 | Sell | 05.12.2013 21:30:00 | 1.63378 | 0.93 | 06.12.2013 04:30:00 | 1.63337 | \$ 3711.1 |
| 1556 | Buy | 09.12.2013 02:30:00 | 141.204 | 1.25 | 09.12.2013 03:18:00 | 141.229 | \$ 1359.85 |
| 1328 | Buy | 09.12.2013 02:10:00 | 1.63249 | 0.92 | 09.12.2013 03:25:00 | 1.63396 | \$ 14250.91 |
| 1327 | Buy | 09.12.2013 02:00:00 | 1.63275 | 0.93 | 09.12.2013 03:25:00 | 1.63396 | \$ 11857.85 |
| 954 | Buy | 09.12.2013 00:00:00 | 1.06464 | 0.17 | 09.12.2013 05:22:00 | 1.06497 | \$ 238.11 |
| 1557 | Sell | 11.12.2013 01:30:00 | 141.612 | 1.25 | 11.12.2013 02:22:00 | 141.605 | \$ -895.08 |
| 1558 | Sell | 11.12.2013 01:35:00 | 141.623 | 1.24 | 11.12.2013 02:22:00 | 141.603 | \$ 723.8 |
| 1559 | Sell | 11.12.2013 01:40:00 | 141.648 | 1.23 | 11.12.2013 02:22:00 | 141.599 | \$ 4284.77 |
| 1560 | Sell | 11.12.2013 02:30:00 | 141.648 | 1.25 | 11.12.2013 03:05:00 | 141.401 | \$ 29104.4 |
| 1508 | Buy | 11.12.2013 01:00:00 | 0.91402 | 0.13 | 11.12.2013 03:15:00 | 0.91507 | \$ 1277.91 |
| 1507 | Buy | 11.12.2013 00:55:00 | 0.91427 | 0.13 | 11.12.2013 03:15:00 | 0.91498 | \$ 812.12 |
| 1506 | Buy | 11.12.2013 00:30:00 | 0.91455 | 0.13 | 11.12.2013 03:15:00 | 0.91499 | \$ 442.22 |

| | | | | | | | |
|------|------|---------------------|---------|------|---------------------|---------|--------------|
| 1509 | Sell | 12.12.2013 02:30:00 | 0.90538 | 0.13 | 12.12.2013 02:55:00 | 0.9037 | \$ 2141.74 |
| 1510 | Sell | 12.12.2013 21:25:00 | 0.8943 | 0.13 | 12.12.2013 22:30:00 | 0.89304 | \$ 1566.17 |
| 1330 | Sell | 12.12.2013 23:30:00 | 1.63538 | 0.93 | 13.12.2013 00:50:00 | 1.63441 | \$ 9201.53 |
| 1329 | Sell | 12.12.2013 21:30:00 | 1.63505 | 0.94 | 13.12.2013 00:50:00 | 1.6343 | \$ 7120.32 |
| 1561 | Sell | 16.12.2013 00:00:00 | 141.809 | 1.25 | 16.12.2013 01:04:00 | 141.773 | \$ 2727.47 |
| 1563 | Sell | 16.12.2013 01:35:00 | 141.86 | 1.24 | 16.12.2013 02:34:00 | 141.823 | \$ 2829.0 |
| 1564 | Sell | 16.12.2013 01:55:00 | 141.906 | 1.23 | 16.12.2013 02:34:00 | 141.821 | \$ 8709.62 |
| 1562 | Sell | 16.12.2013 01:30:00 | 141.818 | 1.25 | 16.12.2013 04:08:00 | 141.769 | \$ 4352.12 |
| 1565 | Sell | 17.12.2013 22:05:00 | 141.369 | 1.26 | 17.12.2013 23:05:00 | 141.253 | \$ 12834.73 |
| 1566 | Sell | 18.12.2013 02:30:00 | 141.633 | 1.26 | 18.12.2013 03:13:00 | 141.558 | \$ 7665.51 |
| 1514 | Sell | 18.12.2013 02:15:00 | 0.89238 | 0.13 | 18.12.2013 03:20:00 | 0.89118 | \$ 1483.94 |
| 1513 | Sell | 18.12.2013 02:05:00 | 0.89208 | 0.13 | 18.12.2013 03:20:00 | 0.8913 | \$ 908.37 |
| 1512 | Sell | 18.12.2013 01:15:00 | 0.89189 | 0.13 | 18.12.2013 03:20:00 | 0.89136 | \$ 565.77 |
| 1511 | Sell | 18.12.2013 01:00:00 | 0.89164 | 0.13 | 18.12.2013 03:20:00 | 0.8912 | \$ 442.42 |
| 683 | Sell | 18.12.2013 02:30:00 | 102.853 | 0.33 | 18.12.2013 06:15:00 | 102.933 | \$ -3047.57 |
| 1332 | Buy | 18.12.2013 22:35:00 | 1.63909 | 0.93 | 18.12.2013 23:56:00 | 1.63943 | \$ 3331.96 |
| 1333 | Buy | 18.12.2013 22:40:00 | 1.63875 | 0.93 | 18.12.2013 23:56:00 | 1.63933 | \$ 5683.92 |
| 1334 | Buy | 18.12.2013 22:50:00 | 1.63686 | 0.9 | 18.12.2013 23:56:00 | 1.63932 | \$ 23330.02 |
| 1335 | Buy | 19.12.2013 00:05:00 | 1.63735 | 0.94 | 19.12.2013 00:31:00 | 1.63828 | \$ 9211.88 |
| 1336 | Buy | 19.12.2013 01:15:00 | 1.6367 | 0.94 | 19.12.2013 02:25:00 | 1.6395 | \$ 27734.7 |
| 1331 | Buy | 18.12.2013 22:30:00 | 1.63943 | 0.94 | 19.12.2013 02:25:00 | 1.63955 | \$ -14.8 |
| 684 | Buy | 19.12.2013 02:30:00 | 104.109 | 0.33 | 19.12.2013 07:05:00 | 104.085 | \$ -1199.57 |
| 955 | Buy | 23.12.2013 00:01:00 | 1.06407 | 0.17 | 23.12.2013 02:10:00 | 1.06435 | \$ 170.22 |
| 1337 | Buy | 25.12.2013 01:10:00 | 1.63517 | 0.96 | 25.12.2013 08:10:00 | 1.63474 | \$ -4349.88 |
| 956 | Buy | 30.12.2013 00:30:00 | 1.06954 | 0.16 | 30.12.2013 02:50:00 | 1.0708 | \$ 1412.57 |
| 1516 | Buy | 31.12.2013 00:05:00 | 0.89015 | 0.13 | 31.12.2013 01:45:00 | 0.89096 | \$ 949.12 |
| 1515 | Buy | 31.12.2013 00:00:00 | 0.89037 | 0.13 | 31.12.2013 01:45:00 | 0.89098 | \$ 675.12 |
| 1341 | Buy | 30.12.2013 23:40:00 | 1.64973 | 0.93 | 31.12.2013 02:55:00 | 1.64954 | \$ -2258.85 |
| 1340 | Buy | 30.12.2013 23:20:00 | 1.64996 | 0.94 | 31.12.2013 02:55:00 | 1.64948 | \$ -5155.66 |
| 1339 | Buy | 30.12.2013 23:15:00 | 1.65028 | 0.95 | 31.12.2013 02:55:00 | 1.6495 | \$ -8213.7 |
| 1338 | Buy | 30.12.2013 23:00:00 | 1.65033 | 0.96 | 31.12.2013 02:55:00 | 1.64951 | \$ -8704.8 |
| 1570 | Buy | 31.12.2013 02:10:00 | 144.817 | 1.2 | 31.12.2013 03:33:00 | 144.849 | \$ 2102.28 |
| 1569 | Buy | 31.12.2013 02:00:00 | 144.856 | 1.22 | 31.12.2013 06:30:00 | 144.78 | \$ -11039.32 |
| 1568 | Buy | 31.12.2013 01:20:00 | 144.877 | 1.23 | 31.12.2013 06:30:00 | 144.78 | \$ -13713.09 |
| 1567 | Buy | 31.12.2013 01:00:00 | 144.93 | 1.24 | 31.12.2013 06:30:00 | 144.772 | \$ -21389.12 |
| 1342 | Buy | 01.01.2014 00:00:00 | 1.65503 | 0.95 | 02.01.2014 00:00:00 | 1.65613 | \$ 9795.46 |
| 958 | Sell | 02.01.2014 00:45:00 | 1.06474 | 0.16 | 02.01.2014 02:10:00 | 1.06445 | \$ 173.18 |
| 957 | Sell | 02.01.2014 00:30:00 | 1.06447 | 0.16 | 02.01.2014 02:10:00 | 1.06433 | \$ -18.6 |
| 1517 | Buy | 02.01.2014 00:00:00 | 0.88823 | 0.13 | 02.01.2014 02:15:00 | 0.88999 | \$ 2250.58 |
| 1293 | Sell | 02.01.2014 01:40:00 | 1.37677 | 0.71 | 02.01.2014 03:30:00 | 1.37508 | \$ 12649.7 |
| 1294 | Sell | 03.01.2014 00:00:00 | 1.36726 | 0.72 | 03.01.2014 00:50:00 | 1.36602 | \$ 9412.16 |
| 781 | Buy | 02.01.2014 23:10:00 | 0.89884 | 0.51 | 03.01.2014 03:00:00 | 0.89959 | \$ 4393.45 |
| 780 | Buy | 02.01.2014 23:05:00 | 0.89904 | 0.52 | 03.01.2014 03:00:00 | 0.89957 | \$ 3161.94 |
| 779 | Buy | 02.01.2014 23:00:00 | 0.89943 | 0.52 | 03.01.2014 03:00:00 | 0.89974 | \$ 1844.3 |
| 1574 | Sell | 03.01.2014 01:35:00 | 143.285 | 1.2 | 03.01.2014 03:00:00 | 143.21 | \$ 7280.66 |
| 1573 | Sell | 02.01.2014 23:55:00 | 143.237 | 1.22 | 03.01.2014 03:00:00 | 143.202 | \$ 2250.35 |
| 1572 | Sell | 02.01.2014 23:05:00 | 143.17 | 1.23 | 03.01.2014 03:00:00 | 143.207 | \$ -6586.29 |
| 1571 | Sell | 02.01.2014 23:00:00 | 143.14 | 1.24 | 03.01.2014 03:00:00 | 143.197 | \$ -9119.41 |
| 1346 | Sell | 03.01.2014 00:00:00 | 1.64508 | 0.93 | 03.01.2014 04:00:00 | 1.64434 | \$ 7255.21 |
| 1345 | Sell | 02.01.2014 23:25:00 | 1.64491 | 0.94 | 03.01.2014 04:00:00 | 1.6444 | \$ 4741.98 |
| 1344 | Sell | 02.01.2014 23:10:00 | 1.64461 | 0.95 | 03.01.2014 04:00:00 | 1.64428 | \$ 2989.69 |
| 1343 | Sell | 02.01.2014 23:00:00 | 1.64415 | 0.95 | 03.01.2014 04:00:00 | 1.64445 | \$ -3319.87 |
| 685 | Sell | 03.01.2014 01:00:00 | 104.824 | 0.33 | 03.01.2014 04:05:00 | 104.715 | \$ 3189.43 |
| 962 | Sell | 02.01.2014 22:50:00 | 1.06741 | 0.16 | 03.01.2014 04:35:00 | 1.06595 | \$ 1621.62 |
| 961 | Sell | 02.01.2014 22:45:00 | 1.06683 | 0.16 | 03.01.2014 04:35:00 | 1.06596 | \$ 867.24 |
| 960 | Sell | 02.01.2014 22:05:00 | 1.06657 | 0.16 | 03.01.2014 04:35:00 | 1.06598 | \$ 509.22 |
| 959 | Sell | 02.01.2014 21:25:00 | 1.06609 | 0.17 | 03.01.2014 04:35:00 | 1.06606 | \$ -219.72 |
| 1518 | Buy | 06.01.2014 00:01:00 | 0.8959 | 0.13 | 06.01.2014 01:55:00 | 0.89615 | \$ 181.93 |
| 1578 | Sell | 06.01.2014 01:50:00 | 142.609 | 1.21 | 06.01.2014 02:15:00 | 142.378 | \$ 26225.32 |
| 1577 | Sell | 06.01.2014 00:55:00 | 142.588 | 1.22 | 06.01.2014 02:15:00 | 142.372 | \$ 24612.39 |

| | | | | | | | |
|------|------|---------------------|---------|------|---------------------|---------|--------------|
| 1576 | Sell | 06.01.2014 00:50:00 | 142.562 | 1.23 | 06.01.2014 02:15:00 | 142.392 | \$ 19156.57 |
| 1575 | Sell | 06.01.2014 00:05:00 | 142.518 | 1.24 | 06.01.2014 02:15:00 | 142.378 | \$ 15592.74 |
| 1295 | Sell | 06.01.2014 01:00:00 | 1.35998 | 0.73 | 06.01.2014 03:45:00 | 1.35854 | \$ 11082.06 |
| 1347 | Buy | 08.01.2014 02:30:00 | 1.63855 | 0.96 | 08.01.2014 05:55:00 | 1.63975 | \$ 12139.2 |
| 686 | Buy | 08.01.2014 22:30:00 | 104.721 | 0.33 | 08.01.2014 23:55:00 | 104.876 | \$ 4707.43 |
| 1579 | Sell | 09.01.2014 00:30:00 | 142.427 | 1.27 | 09.01.2014 02:05:00 | 142.226 | \$ 23718.06 |
| 1519 | Buy | 09.01.2014 00:30:00 | 0.88867 | 0.13 | 09.01.2014 02:35:00 | 0.8909 | \$ 2894.46 |
| 965 | Buy | 09.01.2014 23:40:00 | 1.08354 | 0.16 | 10.01.2014 02:55:00 | 1.08549 | \$ 2249.35 |
| 964 | Buy | 09.01.2014 23:35:00 | 1.08383 | 0.16 | 10.01.2014 02:55:00 | 1.08529 | \$ 1623.18 |
| 963 | Buy | 09.01.2014 23:30:00 | 1.08411 | 0.17 | 10.01.2014 02:55:00 | 1.08541 | \$ 1507.37 |
| 687 | Sell | 13.01.2014 00:00:00 | 103.981 | 0.33 | 13.01.2014 01:50:00 | 103.998 | \$ -968.57 |
| 1521 | Buy | 13.01.2014 01:20:00 | 0.89863 | 0.13 | 13.01.2014 01:50:00 | 0.90009 | \$ 1839.59 |
| 1520 | Buy | 13.01.2014 01:10:00 | 0.89876 | 0.13 | 13.01.2014 01:50:00 | 0.90016 | \$ 1757.39 |
| 1580 | Sell | 13.01.2014 00:00:00 | 142.234 | 1.27 | 13.01.2014 01:55:00 | 142.13 | \$ 11401.62 |
| 783 | Buy | 13.01.2014 21:50:00 | 0.8993 | 0.53 | 14.01.2014 02:05:00 | 0.89951 | \$ 1269.31 |
| 782 | Buy | 13.01.2014 21:25:00 | 0.89958 | 0.53 | 14.01.2014 02:05:00 | 0.89948 | \$ -623.08 |
| 1298 | Sell | 13.01.2014 21:50:00 | 1.36735 | 0.73 | 14.01.2014 02:10:00 | 1.36653 | \$ 6250.62 |
| 1297 | Sell | 13.01.2014 21:45:00 | 1.36695 | 0.74 | 14.01.2014 02:10:00 | 1.36653 | \$ 3215.73 |
| 1296 | Sell | 13.01.2014 21:30:00 | 1.36676 | 0.74 | 14.01.2014 02:10:00 | 1.36667 | \$ 641.3 |
| 1522 | Buy | 14.01.2014 02:30:00 | 0.90372 | 0.13 | 14.01.2014 05:05:00 | 0.90328 | \$ -763.34 |
| 1351 | Sell | 13.01.2014 22:55:00 | 1.63926 | 0.93 | 14.01.2014 05:40:00 | 1.639 | \$ 2240.45 |
| 1350 | Sell | 13.01.2014 22:00:00 | 1.63907 | 0.94 | 14.01.2014 05:40:00 | 1.63909 | \$ -510.2 |
| 1349 | Sell | 13.01.2014 21:45:00 | 1.63848 | 0.95 | 14.01.2014 05:40:00 | 1.63905 | \$ -6023.97 |
| 1348 | Sell | 13.01.2014 21:30:00 | 1.63816 | 0.96 | 14.01.2014 05:40:00 | 1.63908 | \$ -9629.6 |
| 690 | Sell | 14.01.2014 02:25:00 | 103.238 | 0.33 | 14.01.2014 06:40:00 | 103.388 | \$ -5357.57 |
| 689 | Sell | 14.01.2014 01:35:00 | 103.163 | 0.33 | 14.01.2014 06:40:00 | 103.382 | \$ -7634.57 |
| 688 | Sell | 14.01.2014 01:30:00 | 103.103 | 0.33 | 14.01.2014 06:40:00 | 103.379 | \$ -9515.57 |
| 1584 | Sell | 14.01.2014 01:30:00 | 140.928 | 1.25 | 14.01.2014 06:40:00 | 141.214 | \$ -37511.55 |
| 1583 | Sell | 14.01.2014 01:20:00 | 140.892 | 1.27 | 14.01.2014 06:40:00 | 141.221 | \$ -43572.24 |
| 1582 | Sell | 13.01.2014 23:50:00 | 140.847 | 1.28 | 14.01.2014 06:40:00 | 141.219 | \$ -49704.4 |
| 1581 | Sell | 13.01.2014 23:00:00 | 140.781 | 1.29 | 14.01.2014 06:40:00 | 141.224 | \$ -59250.9 |
| 969 | Sell | 14.01.2014 01:25:00 | 1.08783 | 0.17 | 14.01.2014 07:40:00 | 1.08812 | \$ -603.93 |
| 968 | Sell | 14.01.2014 01:20:00 | 1.08779 | 0.17 | 14.01.2014 07:40:00 | 1.08812 | \$ -658.27 |
| 967 | Sell | 14.01.2014 01:15:00 | 1.08751 | 0.17 | 14.01.2014 07:40:00 | 1.08806 | \$ -957.15 |
| 966 | Sell | 14.01.2014 01:00:00 | 1.08705 | 0.17 | 14.01.2014 07:40:00 | 1.08803 | \$ -1541.31 |
| 1352 | Buy | 14.01.2014 22:00:00 | 1.64352 | 0.96 | 14.01.2014 23:59:00 | 1.64362 | \$ 1011.6 |
| 691 | Buy | 15.01.2014 02:30:00 | 104.135 | 0.33 | 15.01.2014 03:15:00 | 104.32 | \$ 5697.43 |
| 1586 | Buy | 15.01.2014 02:25:00 | 142.375 | 1.22 | 15.01.2014 03:15:00 | 142.561 | \$ 20955.1 |
| 1585 | Buy | 15.01.2014 02:00:00 | 142.394 | 1.23 | 15.01.2014 03:15:00 | 142.555 | \$ 18051.47 |
| 1587 | Sell | 15.01.2014 21:30:00 | 142.301 | 1.24 | 15.01.2014 23:45:00 | 142.253 | \$ 4187.31 |
| 1356 | Sell | 16.01.2014 22:20:00 | 1.63631 | 0.93 | 17.01.2014 00:10:00 | 1.63513 | \$ 11260.44 |
| 1355 | Sell | 16.01.2014 22:15:00 | 1.63605 | 0.94 | 17.01.2014 00:10:00 | 1.63508 | \$ 9300.47 |
| 1354 | Sell | 16.01.2014 22:05:00 | 1.63591 | 0.95 | 17.01.2014 00:10:00 | 1.63521 | \$ 6695.31 |
| 1353 | Sell | 16.01.2014 22:00:00 | 1.63568 | 0.96 | 17.01.2014 00:10:00 | 1.63521 | \$ 4438.04 |
| 1300 | Sell | 16.01.2014 22:15:00 | 1.36168 | 0.73 | 17.01.2014 00:30:00 | 1.36138 | \$ 2248.77 |
| 1299 | Sell | 16.01.2014 22:00:00 | 1.36141 | 0.74 | 17.01.2014 00:30:00 | 1.36146 | \$ -450.88 |
| 1591 | Sell | 17.01.2014 00:00:00 | 142.112 | 1.21 | 17.01.2014 01:35:00 | 141.935 | \$ 19697.38 |
| 1590 | Sell | 16.01.2014 22:55:00 | 142.073 | 1.22 | 17.01.2014 01:35:00 | 141.942 | \$ 13976.59 |
| 1589 | Sell | 16.01.2014 22:15:00 | 142.054 | 1.23 | 17.01.2014 01:35:00 | 141.941 | \$ 11877.46 |
| 1588 | Sell | 16.01.2014 22:00:00 | 142.029 | 1.24 | 17.01.2014 01:35:00 | 141.94 | \$ 8998.27 |
| 970 | Buy | 20.01.2014 00:01:00 | 1.09627 | 0.17 | 20.01.2014 01:10:00 | 1.09674 | \$ 428.2 |
| 1301 | Sell | 20.01.2014 00:00:00 | 1.35365 | 0.74 | 20.01.2014 01:10:00 | 1.35283 | \$ 6397.07 |
| 784 | Buy | 20.01.2014 00:01:00 | 0.91022 | 0.53 | 20.01.2014 02:10:00 | 0.912 | \$ 10860.69 |
| 1592 | Sell | 20.01.2014 00:00:00 | 141.07 | 1.26 | 20.01.2014 02:10:00 | 140.923 | \$ 16744.4 |
| 692 | Buy | 20.01.2014 02:30:00 | 104.032 | 0.33 | 20.01.2014 06:15:00 | 104.034 | \$ -341.57 |
| 1594 | Buy | 21.01.2014 01:30:00 | 141.101 | 1.26 | 21.01.2014 02:10:00 | 141.314 | \$ 25060.19 |
| 1593 | Buy | 21.01.2014 00:00:00 | 141.172 | 1.27 | 21.01.2014 02:10:00 | 141.307 | \$ 15352.14 |
| 1304 | Buy | 21.01.2014 01:45:00 | 1.3541 | 0.73 | 21.01.2014 04:00:00 | 1.35524 | \$ 8769.31 |
| 1303 | Buy | 21.01.2014 01:30:00 | 1.35444 | 0.74 | 21.01.2014 04:00:00 | 1.35525 | \$ 6316.18 |
| 1302 | Buy | 21.01.2014 00:00:00 | 1.35512 | 0.74 | 21.01.2014 04:00:00 | 1.35535 | \$ 1793.48 |

| | | | | | | | |
|------|------|---------------------|---------|------|---------------------|---------|--------------|
| 787 | Sell | 21.01.2014 01:45:00 | 0.91136 | 0.52 | 21.01.2014 04:05:00 | 0.91078 | \$ 3469.05 |
| 786 | Sell | 21.01.2014 01:40:00 | 0.91126 | 0.53 | 21.01.2014 04:05:00 | 0.91085 | \$ 2497.86 |
| 785 | Sell | 21.01.2014 01:30:00 | 0.91101 | 0.53 | 21.01.2014 04:05:00 | 0.91079 | \$ 1337.86 |
| 693 | Sell | 21.01.2014 02:30:00 | 104.418 | 0.33 | 21.01.2014 07:25:00 | 104.602 | \$ -6479.57 |
| 694 | Sell | 21.01.2014 23:00:00 | 104.371 | 0.32 | 22.01.2014 00:05:00 | 104.271 | \$ 2671.98 |
| 1598 | Sell | 21.01.2014 22:45:00 | 141.484 | 1.24 | 22.01.2014 01:25:00 | 141.383 | \$ 10493.13 |
| 1597 | Sell | 21.01.2014 22:40:00 | 141.435 | 1.25 | 22.01.2014 01:25:00 | 141.4 | \$ 2328.21 |
| 1596 | Sell | 21.01.2014 22:10:00 | 141.426 | 1.26 | 22.01.2014 01:25:00 | 141.388 | \$ 2725.05 |
| 1595 | Sell | 21.01.2014 22:00:00 | 141.385 | 1.28 | 22.01.2014 01:25:00 | 141.389 | \$ -2607.1 |
| 1523 | Buy | 22.01.2014 02:30:00 | 0.87882 | 0.13 | 22.01.2014 02:35:00 | 0.885 | \$ 8305.83 |
| 1359 | Buy | 22.01.2014 23:45:00 | 1.65656 | 0.95 | 23.01.2014 03:10:00 | 1.65663 | \$ -515.49 |
| 1358 | Buy | 22.01.2014 23:40:00 | 1.65709 | 0.96 | 23.01.2014 03:10:00 | 1.65663 | \$ -5882.4 |
| 1357 | Buy | 22.01.2014 23:30:00 | 1.65731 | 0.96 | 23.01.2014 03:10:00 | 1.65665 | \$ -7905.6 |
| 1525 | Sell | 23.01.2014 23:35:00 | 0.87695 | 0.14 | 24.01.2014 00:45:00 | 0.87639 | \$ 626.86 |
| 1524 | Sell | 23.01.2014 23:30:00 | 0.87672 | 0.14 | 24.01.2014 00:45:00 | 0.8765 | \$ 125.07 |
| 974 | Buy | 23.01.2014 23:05:00 | 1.10982 | 0.17 | 24.01.2014 01:25:00 | 1.11052 | \$ 692.7 |
| 973 | Buy | 23.01.2014 23:00:00 | 1.11 | 0.17 | 24.01.2014 01:25:00 | 1.11045 | \$ 353.26 |
| 972 | Buy | 23.01.2014 22:05:00 | 1.11036 | 0.17 | 24.01.2014 01:25:00 | 1.11052 | \$ -40.5 |
| 971 | Buy | 23.01.2014 22:00:00 | 1.11145 | 0.17 | 24.01.2014 01:25:00 | 1.11054 | \$ -1493.34 |
| 698 | Sell | 24.01.2014 00:45:00 | 103.345 | 0.32 | 24.01.2014 05:30:00 | 103.478 | \$ -4651.22 |
| 697 | Sell | 24.01.2014 00:40:00 | 103.337 | 0.33 | 24.01.2014 05:30:00 | 103.484 | \$ -5258.57 |
| 696 | Sell | 24.01.2014 00:15:00 | 103.322 | 0.33 | 24.01.2014 05:30:00 | 103.477 | \$ -5522.57 |
| 695 | Sell | 24.01.2014 00:10:00 | 103.29 | 0.33 | 24.01.2014 05:30:00 | 103.484 | \$ -6809.57 |
| 1602 | Sell | 24.01.2014 00:45:00 | 141.516 | 1.24 | 24.01.2014 05:30:00 | 141.591 | \$ -11054.71 |
| 1601 | Sell | 24.01.2014 00:15:00 | 141.477 | 1.26 | 24.01.2014 05:30:00 | 141.578 | \$ -14508.64 |
| 1600 | Sell | 24.01.2014 00:10:00 | 141.456 | 1.27 | 24.01.2014 05:30:00 | 141.583 | \$ -17925.43 |
| 1599 | Sell | 24.01.2014 00:00:00 | 141.418 | 1.28 | 24.01.2014 05:30:00 | 141.59 | \$ -23826.32 |
| 791 | Sell | 24.01.2014 01:55:00 | 0.89812 | 0.53 | 24.01.2014 06:55:00 | 0.89842 | \$ -1836.88 |
| 790 | Sell | 24.01.2014 01:35:00 | 0.89795 | 0.53 | 24.01.2014 06:55:00 | 0.89833 | \$ -2325.3 |
| 789 | Sell | 24.01.2014 01:30:00 | 0.89779 | 0.53 | 24.01.2014 06:55:00 | 0.89845 | \$ -4034.78 |
| 788 | Sell | 24.01.2014 00:30:00 | 0.89766 | 0.53 | 24.01.2014 06:55:00 | 0.89834 | \$ -4156.88 |
| 1308 | Buy | 24.01.2014 01:55:00 | 1.36878 | 0.73 | 24.01.2014 07:15:00 | 1.36881 | \$ 230.77 |
| 1307 | Buy | 24.01.2014 01:40:00 | 1.36893 | 0.73 | 24.01.2014 07:15:00 | 1.36872 | \$ -1615.4 |
| 1306 | Buy | 24.01.2014 00:40:00 | 1.36912 | 0.74 | 24.01.2014 07:15:00 | 1.36877 | \$ -2729.21 |
| 1305 | Buy | 24.01.2014 00:30:00 | 1.36924 | 0.75 | 24.01.2014 07:15:00 | 1.36881 | \$ -3398.35 |
| 975 | Sell | 27.01.2014 00:00:00 | 1.1065 | 0.17 | 27.01.2014 02:55:00 | 1.10577 | \$ 781.76 |
| 1361 | Sell | 27.01.2014 02:05:00 | 1.64956 | 0.95 | 27.01.2014 03:11:00 | 1.64918 | \$ 3805.77 |
| 1362 | Sell | 27.01.2014 02:15:00 | 1.64988 | 0.94 | 27.01.2014 03:11:00 | 1.64912 | \$ 7531.42 |
| 1363 | Sell | 27.01.2014 02:25:00 | 1.65014 | 0.94 | 27.01.2014 03:11:00 | 1.64912 | \$ 10107.96 |
| 699 | Sell | 27.01.2014 02:30:00 | 102.375 | 0.33 | 27.01.2014 03:16:00 | 102.224 | \$ 4575.43 |
| 1605 | Sell | 27.01.2014 02:05:00 | 139.898 | 1.25 | 27.01.2014 03:16:00 | 139.83 | \$ 6751.19 |
| 1606 | Sell | 27.01.2014 02:10:00 | 140.048 | 1.23 | 27.01.2014 03:16:00 | 139.83 | \$ 25091.4 |
| 1360 | Sell | 27.01.2014 02:00:00 | 1.64911 | 0.96 | 27.01.2014 09:05:00 | 1.64987 | \$ -7691.66 |
| 1603 | Sell | 27.01.2014 01:30:00 | 139.762 | 1.28 | 27.01.2014 11:35:00 | 140.23 | \$ -61692.97 |
| 1604 | Sell | 27.01.2014 01:35:00 | 139.834 | 1.26 | 27.01.2014 11:40:00 | 140.379 | \$ -70431.85 |
| 1526 | Buy | 28.01.2014 01:00:00 | 0.87326 | 0.14 | 28.01.2014 02:35:00 | 0.87578 | \$ 3544.97 |
| 1607 | Sell | 29.01.2014 23:15:00 | 139.716 | 1.25 | 29.01.2014 23:50:00 | 139.653 | \$ 6128.62 |
| 700 | Sell | 29.01.2014 23:15:00 | 102.311 | 0.33 | 29.01.2014 23:51:00 | 102.245 | \$ 1770.43 |
| 978 | Sell | 29.01.2014 23:00:00 | 1.11772 | 0.17 | 30.01.2014 01:02:00 | 1.11737 | \$ 113.99 |
| 1608 | Sell | 30.01.2014 00:00:00 | 139.725 | 1.25 | 30.01.2014 01:03:00 | 139.644 | \$ 8378.41 |
| 1609 | Sell | 30.01.2014 00:05:00 | 139.747 | 1.24 | 30.01.2014 01:03:00 | 139.648 | \$ 10543.21 |
| 701 | Sell | 30.01.2014 01:40:00 | 102.339 | 0.33 | 30.01.2014 02:35:00 | 102.128 | \$ 6555.43 |
| 976 | Sell | 29.01.2014 22:40:00 | 1.11715 | 0.17 | 30.01.2014 08:40:00 | 1.1193 | \$ -3282.31 |
| 977 | Sell | 29.01.2014 22:55:00 | 1.11731 | 0.17 | 30.01.2014 08:55:00 | 1.11891 | \$ -2535.12 |
| 793 | Buy | 31.01.2014 00:35:00 | 0.90226 | 0.53 | 31.01.2014 02:05:00 | 0.90305 | \$ 4817.24 |
| 792 | Buy | 31.01.2014 00:30:00 | 0.90239 | 0.53 | 31.01.2014 02:05:00 | 0.90294 | \$ 3352.17 |
| 1610 | Sell | 31.01.2014 01:00:00 | 139.351 | 1.26 | 31.01.2014 02:05:00 | 139.232 | \$ 13238.14 |
| 1364 | Sell | 31.01.2014 00:30:00 | 1.64926 | 0.96 | 31.01.2014 03:00:00 | 1.64874 | \$ 5262.72 |
| 1614 | Sell | 03.02.2014 02:05:00 | 137.947 | 1.24 | 03.02.2014 07:05:00 | 137.981 | \$ -5926.46 |
| 1613 | Sell | 03.02.2014 02:00:00 | 137.902 | 1.26 | 03.02.2014 07:05:00 | 137.975 | \$ -10935.5 |

| | | | | | | | |
|------|------|---------------------|---------|------|---------------------|---------|--------------|
| 1612 | Sell | 03.02.2014 01:35:00 | 137.85 | 1.27 | 03.02.2014 07:05:00 | 137.971 | \$ -17117.78 |
| 1611 | Sell | 03.02.2014 01:30:00 | 137.837 | 1.28 | 03.02.2014 07:05:00 | 137.981 | \$ -20196.3 |
| 979 | Sell | 04.02.2014 00:00:00 | 1.11167 | 0.17 | 04.02.2014 02:05:00 | 1.11038 | \$ 1542.53 |
| 1618 | Sell | 04.02.2014 01:45:00 | 136.817 | 1.24 | 04.02.2014 03:20:00 | 136.762 | \$ 5123.37 |
| 1617 | Sell | 04.02.2014 00:45:00 | 136.78 | 1.25 | 04.02.2014 03:20:00 | 136.76 | \$ 790.34 |
| 1616 | Sell | 04.02.2014 00:40:00 | 136.727 | 1.27 | 04.02.2014 03:20:00 | 136.757 | \$ -5546.39 |
| 1615 | Sell | 04.02.2014 00:30:00 | 136.705 | 1.28 | 04.02.2014 03:20:00 | 136.753 | \$ -7893.91 |
| 705 | Sell | 04.02.2014 00:45:00 | 101.097 | 0.33 | 04.02.2014 03:35:00 | 101.091 | \$ -209.57 |
| 704 | Sell | 04.02.2014 00:40:00 | 101.083 | 0.33 | 04.02.2014 03:35:00 | 101.09 | \$ -638.57 |
| 703 | Sell | 04.02.2014 00:35:00 | 101.058 | 0.33 | 04.02.2014 03:35:00 | 101.103 | \$ -1892.57 |
| 702 | Sell | 04.02.2014 00:30:00 | 101.047 | 0.33 | 04.02.2014 03:35:00 | 101.094 | \$ -1958.57 |
| 1367 | Sell | 03.02.2014 22:40:00 | 1.63121 | 0.95 | 04.02.2014 03:40:00 | 1.63054 | \$ 6394.85 |
| 1366 | Sell | 03.02.2014 22:35:00 | 1.63082 | 0.96 | 04.02.2014 03:40:00 | 1.63068 | \$ 1098.25 |
| 1365 | Sell | 03.02.2014 22:30:00 | 1.63065 | 0.96 | 04.02.2014 03:40:00 | 1.63059 | \$ 288.6 |
| 1528 | Buy | 03.02.2014 22:05:00 | 0.87495 | 0.14 | 04.02.2014 04:10:00 | 0.87494 | \$ -218.79 |
| 1527 | Buy | 03.02.2014 22:00:00 | 0.87534 | 0.14 | 04.02.2014 04:10:00 | 0.87486 | \$ -912.21 |
| 1532 | Buy | 05.02.2014 00:25:00 | 0.89143 | 0.14 | 05.02.2014 08:50:00 | 0.89029 | \$ -1854.81 |
| 1531 | Buy | 05.02.2014 00:20:00 | 0.89186 | 0.14 | 05.02.2014 08:50:00 | 0.89028 | \$ -2503.96 |
| 1530 | Buy | 05.02.2014 00:15:00 | 0.89207 | 0.14 | 05.02.2014 08:50:00 | 0.89021 | \$ -2917.06 |
| 1529 | Buy | 05.02.2014 00:00:00 | 0.89242 | 0.14 | 05.02.2014 08:50:00 | 0.89029 | \$ -3315.4 |
| 1622 | Buy | 07.02.2014 01:00:00 | 138.583 | 1.22 | 07.02.2014 01:48:00 | 138.629 | \$ 3921.23 |
| 794 | Sell | 06.02.2014 21:30:00 | 0.90083 | 0.54 | 07.02.2014 02:20:00 | 0.90081 | \$ -187.0 |
| 1310 | Buy | 06.02.2014 22:10:00 | 1.35857 | 0.75 | 07.02.2014 03:20:00 | 1.35919 | \$ 4458.97 |
| 1309 | Buy | 06.02.2014 21:30:00 | 1.35896 | 0.76 | 07.02.2014 03:20:00 | 1.35932 | \$ 2436.21 |
| 706 | Buy | 07.02.2014 01:00:00 | 101.966 | 0.33 | 07.02.2014 04:50:00 | 102.047 | \$ 2265.43 |
| 1621 | Buy | 07.02.2014 00:55:00 | 138.646 | 1.23 | 07.02.2014 04:50:00 | 138.662 | \$ 262.67 |
| 1620 | Buy | 07.02.2014 00:50:00 | 138.674 | 1.25 | 07.02.2014 04:50:00 | 138.661 | \$ -3358.48 |
| 1619 | Buy | 07.02.2014 00:45:00 | 138.708 | 1.26 | 07.02.2014 04:50:00 | 138.671 | \$ -6409.63 |
| 1311 | Buy | 10.02.2014 00:30:00 | 1.36183 | 0.76 | 10.02.2014 03:05:00 | 1.36286 | \$ 8248.75 |
| 1368 | Buy | 11.02.2014 21:25:00 | 1.64478 | 0.97 | 11.02.2014 23:05:00 | 1.64558 | \$ 8177.1 |
| 1623 | Buy | 12.02.2014 02:30:00 | 139.73 | 1.24 | 12.02.2014 03:55:00 | 139.826 | \$ 10171.25 |
| 1534 | Buy | 12.02.2014 02:05:00 | 0.90164 | 0.13 | 12.02.2014 04:05:00 | 0.90477 | \$ 4127.44 |
| 1533 | Buy | 12.02.2014 02:00:00 | 0.90192 | 0.13 | 12.02.2014 04:05:00 | 0.90474 | \$ 3702.75 |
| 1369 | Sell | 17.02.2014 23:30:00 | 1.67152 | 0.97 | 18.02.2014 03:15:00 | 1.67155 | \$ -628.74 |
| 1370 | Buy | 19.02.2014 21:30:00 | 1.66829 | 0.97 | 19.02.2014 22:29:00 | 1.66852 | \$ 2350.91 |
| 980 | Buy | 20.02.2014 00:40:00 | 1.10695 | 0.17 | 20.02.2014 02:15:00 | 1.1079 | \$ 1079.94 |
| 1537 | Buy | 19.02.2014 21:50:00 | 0.89991 | 0.13 | 20.02.2014 03:00:00 | 0.90081 | \$ 985.69 |
| 1536 | Buy | 19.02.2014 21:40:00 | 0.9005 | 0.13 | 20.02.2014 03:00:00 | 0.90088 | \$ 273.31 |
| 1535 | Buy | 19.02.2014 21:30:00 | 0.90081 | 0.13 | 20.02.2014 03:00:00 | 0.90083 | \$ -219.88 |
| 1371 | Buy | 19.02.2014 23:10:00 | 1.66808 | 0.97 | 20.02.2014 03:10:00 | 1.66838 | \$ 1824.57 |
| 1541 | Sell | 20.02.2014 22:35:00 | 0.90159 | 0.13 | 21.02.2014 01:04:00 | 0.90131 | \$ 198.36 |
| 1313 | Sell | 20.02.2014 22:05:00 | 1.37203 | 0.75 | 21.02.2014 02:10:00 | 1.37163 | \$ 3101.05 |
| 1312 | Sell | 20.02.2014 22:00:00 | 1.37175 | 0.75 | 21.02.2014 02:10:00 | 1.37173 | \$ 96.5 |
| 1540 | Sell | 20.02.2014 22:30:00 | 0.90121 | 0.13 | 21.02.2014 02:40:00 | 0.90018 | \$ 1226.17 |
| 1539 | Sell | 20.02.2014 22:25:00 | 0.90101 | 0.13 | 21.02.2014 02:40:00 | 0.90011 | \$ 1048.02 |
| 1538 | Sell | 20.02.2014 22:00:00 | 0.89979 | 0.13 | 21.02.2014 02:40:00 | 0.90009 | \$ -596.49 |
| 1624 | Buy | 24.02.2014 00:00:00 | 140.735 | 1.24 | 24.02.2014 01:46:00 | 140.839 | \$ 11150.86 |
| 981 | Buy | 24.02.2014 00:00:00 | 1.11055 | 0.17 | 24.02.2014 01:50:00 | 1.11109 | \$ 523.25 |
| 1542 | Sell | 24.02.2014 02:30:00 | 0.89848 | 0.13 | 24.02.2014 02:55:00 | 0.89665 | \$ 2347.31 |
| 1372 | Buy | 24.02.2014 00:00:00 | 1.66272 | 0.97 | 24.02.2014 05:50:00 | 1.66353 | \$ 8279.31 |
| 1543 | Buy | 24.02.2014 23:30:00 | 0.90318 | 0.13 | 25.02.2014 05:55:00 | 0.90244 | \$ -1203.24 |
| 1374 | Buy | 25.02.2014 23:00:00 | 1.6666 | 0.96 | 26.02.2014 01:16:00 | 1.66706 | \$ 4243.68 |
| 1625 | Sell | 26.02.2014 00:00:00 | 140.522 | 1.24 | 26.02.2014 02:18:00 | 140.505 | \$ 365.59 |
| 1544 | Buy | 26.02.2014 02:30:00 | 0.89873 | 0.13 | 26.02.2014 05:40:00 | 0.90012 | \$ 1743.7 |
| 1373 | Buy | 25.02.2014 21:45:00 | 1.66769 | 0.97 | 26.02.2014 07:45:00 | 1.66754 | \$ -1947.15 |
| 1546 | Sell | 26.02.2014 23:20:00 | 0.89702 | 0.13 | 27.02.2014 00:35:00 | 0.8958 | \$ 1436.97 |
| 1545 | Sell | 26.02.2014 23:00:00 | 0.89652 | 0.14 | 27.02.2014 00:35:00 | 0.89577 | \$ 853.85 |
| 1315 | Sell | 26.02.2014 22:25:00 | 1.3687 | 0.75 | 27.02.2014 00:40:00 | 1.36833 | \$ 2740.57 |
| 1314 | Sell | 26.02.2014 22:00:00 | 1.36842 | 0.75 | 27.02.2014 00:40:00 | 1.36845 | \$ -422.13 |
| 1378 | Sell | 26.02.2014 22:30:00 | 1.66685 | 0.95 | 27.02.2014 00:55:00 | 1.66653 | \$ 2258.9 |

| | | | | | | | |
|------|------|---------------------|---------|------|---------------------|---------|--------------|
| 1377 | Sell | 26.02.2014 22:25:00 | 1.6666 | 0.96 | 27.02.2014 00:55:00 | 1.66659 | \$ -854.72 |
| 1376 | Sell | 26.02.2014 22:10:00 | 1.66631 | 0.97 | 27.02.2014 00:55:00 | 1.66651 | \$ -3011.07 |
| 1375 | Sell | 26.02.2014 22:00:00 | 1.66622 | 0.97 | 27.02.2014 00:55:00 | 1.66648 | \$ -3624.64 |
| 795 | Buy | 26.02.2014 22:30:00 | 0.89065 | 0.54 | 27.02.2014 01:15:00 | 0.89069 | \$ 221.0 |
| 982 | Buy | 28.02.2014 00:00:00 | 1.11226 | 0.17 | 28.02.2014 05:10:00 | 1.11277 | \$ 482.51 |
| 1626 | Buy | 03.03.2014 00:00:00 | 139.633 | 1.25 | 03.03.2014 00:40:00 | 139.895 | \$ 31004.74 |
| 707 | Buy | 03.03.2014 00:00:00 | 101.482 | 0.33 | 03.03.2014 00:41:00 | 101.537 | \$ 1407.43 |
| 1316 | Buy | 03.03.2014 00:05:00 | 1.37671 | 0.76 | 03.03.2014 00:46:00 | 1.37729 | \$ 4644.93 |
| 984 | Sell | 03.03.2014 01:00:00 | 1.10806 | 0.17 | 03.03.2014 01:55:00 | 1.10653 | \$ 1868.58 |
| 983 | Sell | 03.03.2014 00:30:00 | 1.10747 | 0.17 | 03.03.2014 01:55:00 | 1.10655 | \$ 1039.88 |
| 300 | Buy | 03.03.2014 01:00:00 | 0.8229 | 0.18 | 03.03.2014 02:05:00 | 0.82365 | \$ 1615.3 |
| 299 | Buy | 03.03.2014 00:50:00 | 0.82302 | 0.18 | 03.03.2014 02:05:00 | 0.82368 | \$ 1394.78 |
| 298 | Buy | 03.03.2014 00:30:00 | 0.82312 | 0.18 | 03.03.2014 02:05:00 | 0.82374 | \$ 1296.78 |
| 1318 | Buy | 03.03.2014 00:55:00 | 1.37728 | 0.75 | 03.03.2014 02:05:00 | 1.37866 | \$ 10906.31 |
| 1317 | Buy | 03.03.2014 00:50:00 | 1.37742 | 0.76 | 03.03.2014 02:05:00 | 1.37875 | \$ 10651.31 |
| 711 | Buy | 03.03.2014 01:10:00 | 101.431 | 0.33 | 03.03.2014 04:00:00 | 101.388 | \$ -1826.57 |
| 710 | Buy | 03.03.2014 01:00:00 | 101.458 | 0.33 | 03.03.2014 04:00:00 | 101.384 | \$ -2849.57 |
| 709 | Buy | 03.03.2014 00:55:00 | 101.486 | 0.33 | 03.03.2014 04:00:00 | 101.384 | \$ -3773.57 |
| 708 | Buy | 03.03.2014 00:45:00 | 101.536 | 0.33 | 03.03.2014 04:00:00 | 101.399 | \$ -4928.57 |
| 1630 | Buy | 03.03.2014 01:15:00 | 139.722 | 1.22 | 03.03.2014 04:00:00 | 139.69 | \$ -5608.52 |
| 1629 | Buy | 03.03.2014 01:10:00 | 139.743 | 1.24 | 03.03.2014 04:00:00 | 139.691 | \$ -8180.79 |
| 1628 | Buy | 03.03.2014 00:55:00 | 139.756 | 1.25 | 03.03.2014 04:00:00 | 139.705 | \$ -8122.0 |
| 1627 | Buy | 03.03.2014 00:45:00 | 139.83 | 1.26 | 03.03.2014 04:00:00 | 139.708 | \$ -17133.93 |
| 1631 | Sell | 04.03.2014 02:30:00 | 139.459 | 1.25 | 04.03.2014 11:10:00 | 139.909 | \$ -57993.34 |
| 1379 | Buy | 05.03.2014 22:00:00 | 1.67115 | 0.97 | 06.03.2014 01:06:00 | 1.67144 | \$ 1722.36 |
| 1549 | Buy | 07.03.2014 00:50:00 | 0.90783 | 0.13 | 07.03.2014 01:25:00 | 0.90963 | \$ 2305.38 |
| 1548 | Buy | 07.03.2014 00:30:00 | 0.90821 | 0.13 | 07.03.2014 01:25:00 | 0.90961 | \$ 1757.39 |
| 1547 | Buy | 06.03.2014 23:00:00 | 0.90869 | 0.13 | 07.03.2014 01:25:00 | 0.9096 | \$ 1057.2 |
| 1381 | Buy | 06.03.2014 22:10:00 | 1.67403 | 0.96 | 07.03.2014 01:30:00 | 1.67447 | \$ 4041.36 |
| 1380 | Buy | 06.03.2014 22:00:00 | 1.67413 | 0.97 | 07.03.2014 01:30:00 | 1.67459 | \$ 4287.88 |
| 986 | Sell | 06.03.2014 23:05:00 | 1.09963 | 0.17 | 07.03.2014 02:36:00 | 1.09949 | \$ -70.27 |
| 985 | Sell | 06.03.2014 23:00:00 | 1.09912 | 0.17 | 07.03.2014 09:05:00 | 1.10005 | \$ -1523.9 |
| 1632 | Buy | 10.03.2014 00:30:00 | 143.015 | 1.21 | 10.03.2014 01:34:00 | 143.119 | \$ 10853.53 |
| 1633 | Buy | 10.03.2014 00:45:00 | 142.973 | 1.2 | 10.03.2014 01:34:00 | 143.106 | \$ 14244.28 |
| 1550 | Buy | 10.03.2014 00:30:00 | 0.90453 | 0.13 | 10.03.2014 02:15:00 | 0.90625 | \$ 2195.78 |
| 987 | Buy | 10.03.2014 01:05:00 | 1.10883 | 0.17 | 10.03.2014 03:05:00 | 1.10921 | \$ 306.0 |
| 713 | Buy | 10.03.2014 00:45:00 | 103.07 | 0.32 | 10.03.2014 03:15:00 | 103.28 | \$ 6324.78 |
| 712 | Buy | 10.03.2014 00:30:00 | 103.075 | 0.32 | 10.03.2014 03:15:00 | 103.291 | \$ 6516.78 |
| 1382 | Sell | 10.03.2014 23:30:00 | 1.66456 | 0.97 | 11.03.2014 02:15:00 | 1.66398 | \$ 5609.14 |
| 1554 | Buy | 11.03.2014 22:00:00 | 0.89693 | 0.13 | 11.03.2014 23:45:00 | 0.89769 | \$ 880.62 |
| 1553 | Buy | 11.03.2014 21:55:00 | 0.89734 | 0.13 | 11.03.2014 23:45:00 | 0.89781 | \$ 483.32 |
| 1552 | Buy | 11.03.2014 21:50:00 | 0.89762 | 0.14 | 11.03.2014 23:45:00 | 0.89768 | \$ -84.39 |
| 1551 | Buy | 11.03.2014 21:25:00 | 0.89784 | 0.14 | 11.03.2014 23:45:00 | 0.89777 | \$ -276.19 |
| 715 | Buy | 11.03.2014 21:35:00 | 102.876 | 0.33 | 11.03.2014 23:55:00 | 103.003 | \$ 3783.43 |
| 714 | Buy | 11.03.2014 21:30:00 | 102.922 | 0.33 | 11.03.2014 23:55:00 | 102.998 | \$ 2100.43 |
| 1557 | Buy | 13.03.2014 21:35:00 | 0.90158 | 0.14 | 13.03.2014 23:05:00 | 0.90269 | \$ 1464.73 |
| 1556 | Buy | 13.03.2014 21:30:00 | 0.90175 | 0.14 | 13.03.2014 23:05:00 | 0.90275 | \$ 1302.44 |
| 1555 | Buy | 13.03.2014 21:25:00 | 0.90205 | 0.14 | 13.03.2014 23:05:00 | 0.90275 | \$ 859.84 |
| 1320 | Buy | 13.03.2014 21:30:00 | 1.38473 | 0.75 | 13.03.2014 23:20:00 | 1.38668 | \$ 15411.1 |
| 1319 | Buy | 13.03.2014 21:25:00 | 1.38499 | 0.76 | 13.03.2014 23:20:00 | 1.38676 | \$ 14175.04 |
| 796 | Sell | 13.03.2014 21:25:00 | 0.87586 | 0.54 | 14.03.2014 00:55:00 | 0.87417 | \$ 10201.17 |
| 1636 | Sell | 14.03.2014 00:55:00 | 141.3 | 1.21 | 14.03.2014 01:38:00 | 141.279 | \$ 831.33 |
| 1635 | Sell | 14.03.2014 00:40:00 | 141.275 | 1.22 | 14.03.2014 02:15:00 | 141.134 | \$ 15478.47 |
| 1634 | Sell | 14.03.2014 00:00:00 | 141.246 | 1.23 | 14.03.2014 02:15:00 | 141.147 | \$ 10439.72 |
| 718 | Sell | 14.03.2014 01:00:00 | 101.881 | 0.33 | 14.03.2014 02:20:00 | 101.737 | \$ 4344.43 |
| 717 | Sell | 14.03.2014 00:40:00 | 101.852 | 0.33 | 14.03.2014 02:20:00 | 101.722 | \$ 3882.43 |
| 716 | Sell | 14.03.2014 00:00:00 | 101.826 | 0.33 | 14.03.2014 02:20:00 | 101.737 | \$ 2529.43 |
| 1384 | Buy | 13.03.2014 21:30:00 | 1.66137 | 0.97 | 14.03.2014 07:10:00 | 1.66236 | \$ 9705.22 |
| 1383 | Buy | 13.03.2014 21:25:00 | 1.66169 | 0.98 | 14.03.2014 07:10:00 | 1.66236 | \$ 6500.71 |
| 989 | Sell | 14.03.2014 02:30:00 | 1.10828 | 0.17 | 14.03.2014 09:15:00 | 1.1092 | \$ -1459.8 |

| | | | | | | | |
|------|------|---------------------|---------|------|---------------------|---------|--------------|
| 988 | Sell | 14.03.2014 00:00:00 | 1.1075 | 0.17 | 14.03.2014 09:15:00 | 1.1093 | \$ -2655.3 |
| 1385 | Sell | 17.03.2014 00:00:00 | 1.66383 | 0.98 | 17.03.2014 01:45:00 | 1.66325 | \$ 5992.24 |
| 1638 | Sell | 18.03.2014 21:35:00 | 141.328 | 1.22 | 18.03.2014 23:23:00 | 141.305 | \$ 1081.65 |
| 1639 | Sell | 18.03.2014 21:50:00 | 141.355 | 1.21 | 18.03.2014 23:23:00 | 141.304 | \$ 4460.52 |
| 1640 | Sell | 18.03.2014 21:55:00 | 141.393 | 1.2 | 18.03.2014 23:23:00 | 141.298 | \$ 9703.21 |
| 990 | Sell | 18.03.2014 21:25:00 | 1.11366 | 0.17 | 19.03.2014 00:00:00 | 1.1135 | \$ -43.1 |
| 1389 | Sell | 18.03.2014 22:35:00 | 1.65901 | 0.96 | 19.03.2014 00:05:00 | 1.65848 | \$ 5045.28 |
| 1388 | Sell | 18.03.2014 22:30:00 | 1.65869 | 0.97 | 19.03.2014 00:05:00 | 1.65835 | \$ 3154.89 |
| 1387 | Sell | 18.03.2014 22:05:00 | 1.65866 | 0.97 | 19.03.2014 00:05:00 | 1.65842 | \$ 2132.29 |
| 1386 | Sell | 18.03.2014 21:25:00 | 1.65846 | 0.98 | 19.03.2014 00:05:00 | 1.65837 | \$ 604.55 |
| 1324 | Sell | 18.03.2014 22:40:00 | 1.39338 | 0.75 | 19.03.2014 01:50:00 | 1.39295 | \$ 3338.25 |
| 1323 | Sell | 18.03.2014 22:30:00 | 1.39326 | 0.75 | 19.03.2014 01:50:00 | 1.39299 | \$ 2073.17 |
| 1322 | Sell | 18.03.2014 22:25:00 | 1.39311 | 0.76 | 19.03.2014 01:50:00 | 1.39309 | \$ 97.78 |
| 1321 | Sell | 18.03.2014 22:00:00 | 1.39287 | 0.76 | 19.03.2014 01:50:00 | 1.39303 | \$ -1344.41 |
| 1637 | Sell | 18.03.2014 21:30:00 | 141.254 | 1.23 | 19.03.2014 01:50:00 | 141.261 | \$ -2872.68 |
| 1641 | Buy | 20.03.2014 01:00:00 | 141.484 | 1.23 | 20.03.2014 02:30:00 | 141.627 | \$ 15848.86 |
| 1393 | Buy | 19.03.2014 22:00:00 | 1.6531 | 0.94 | 20.03.2014 03:45:00 | 1.65411 | \$ 8800.87 |
| 1392 | Buy | 19.03.2014 21:40:00 | 1.65513 | 0.97 | 20.03.2014 03:45:00 | 1.65398 | \$ -12996.42 |
| 1391 | Buy | 19.03.2014 21:35:00 | 1.65544 | 0.97 | 20.03.2014 03:45:00 | 1.65403 | \$ -15653.98 |
| 1390 | Buy | 19.03.2014 21:30:00 | 1.65663 | 0.98 | 20.03.2014 03:45:00 | 1.65413 | \$ -27071.51 |
| 992 | Sell | 24.03.2014 01:10:00 | 1.12274 | 0.17 | 24.03.2014 05:05:00 | 1.12321 | \$ -848.46 |
| 991 | Sell | 24.03.2014 01:00:00 | 1.12254 | 0.17 | 24.03.2014 05:05:00 | 1.12313 | \$ -1011.49 |
| 994 | Buy | 24.03.2014 21:35:00 | 1.11905 | 0.17 | 25.03.2014 01:50:00 | 1.11948 | \$ 326.1 |
| 993 | Buy | 24.03.2014 21:30:00 | 1.11909 | 0.17 | 25.03.2014 01:50:00 | 1.11949 | \$ 285.37 |
| 1642 | Sell | 24.03.2014 22:40:00 | 141.517 | 1.24 | 25.03.2014 02:05:00 | 141.398 | \$ 12724.51 |
| 302 | Sell | 24.03.2014 22:00:00 | 0.83895 | 0.18 | 25.03.2014 03:45:00 | 0.83861 | \$ 584.63 |
| 301 | Sell | 24.03.2014 21:25:00 | 0.83875 | 0.18 | 25.03.2014 03:45:00 | 0.83855 | \$ 241.27 |
| 1643 | Sell | 25.03.2014 22:15:00 | 141.462 | 1.24 | 26.03.2014 01:53:00 | 141.434 | \$ 1441.39 |
| 720 | Buy | 26.03.2014 21:40:00 | 101.988 | 0.33 | 27.03.2014 06:45:00 | 101.935 | \$ -2329.82 |
| 719 | Buy | 26.03.2014 21:25:00 | 102.006 | 0.33 | 27.03.2014 06:45:00 | 101.925 | \$ -3253.82 |
| 1645 | Buy | 31.03.2014 01:35:00 | 141.398 | 1.23 | 31.03.2014 03:00:00 | 141.44 | \$ 3426.82 |
| 1644 | Buy | 31.03.2014 01:30:00 | 141.419 | 1.24 | 31.03.2014 03:55:00 | 141.6 | \$ 20690.52 |
| 1647 | Sell | 03.04.2014 00:00:00 | 143.018 | 1.22 | 03.04.2014 03:05:00 | 142.928 | \$ 9235.17 |
| 1646 | Sell | 02.04.2014 23:00:00 | 142.944 | 1.24 | 03.04.2014 03:05:00 | 142.94 | \$ -2106.1 |
| 721 | Sell | 07.04.2014 00:30:00 | 103.334 | 0.33 | 07.04.2014 03:10:00 | 103.311 | \$ 351.43 |
| 1648 | Sell | 07.04.2014 00:45:00 | 141.561 | 1.25 | 07.04.2014 03:15:00 | 141.482 | \$ 8105.34 |
| 1652 | Sell | 09.04.2014 00:50:00 | 140.539 | 1.23 | 09.04.2014 04:00:00 | 140.515 | \$ 1223.36 |
| 1651 | Sell | 09.04.2014 00:45:00 | 140.512 | 1.24 | 09.04.2014 04:00:00 | 140.517 | \$ -2362.44 |
| 1650 | Sell | 09.04.2014 00:10:00 | 140.483 | 1.25 | 09.04.2014 04:00:00 | 140.53 | \$ -7631.09 |
| 1649 | Sell | 09.04.2014 00:00:00 | 140.452 | 1.26 | 09.04.2014 04:00:00 | 140.526 | \$ -11093.83 |
| 1394 | Buy | 08.04.2014 23:25:00 | 1.67421 | 0.97 | 09.04.2014 04:45:00 | 1.67486 | \$ 6229.94 |
| 725 | Sell | 09.04.2014 00:45:00 | 101.857 | 0.33 | 09.04.2014 09:05:00 | 101.958 | \$ -3740.57 |
| 724 | Sell | 09.04.2014 00:30:00 | 101.842 | 0.33 | 09.04.2014 09:05:00 | 101.951 | \$ -4004.57 |
| 723 | Sell | 09.04.2014 00:10:00 | 101.822 | 0.33 | 09.04.2014 09:05:00 | 101.956 | \$ -4829.57 |
| 722 | Sell | 09.04.2014 00:00:00 | 101.799 | 0.33 | 09.04.2014 09:05:00 | 101.953 | \$ -5489.57 |
| 726 | Buy | 09.04.2014 21:30:00 | 101.782 | 0.33 | 09.04.2014 22:40:00 | 101.974 | \$ 5928.43 |
| 1397 | Sell | 09.04.2014 21:55:00 | 1.67978 | 0.96 | 10.04.2014 05:05:00 | 1.68017 | \$ -4902.95 |
| 1396 | Sell | 09.04.2014 21:50:00 | 1.67946 | 0.97 | 10.04.2014 05:05:00 | 1.68017 | \$ -8226.36 |
| 1395 | Sell | 09.04.2014 21:30:00 | 1.67936 | 0.97 | 10.04.2014 05:05:00 | 1.68019 | \$ -9453.48 |
| 797 | Sell | 14.04.2014 00:30:00 | 0.87708 | 0.54 | 14.04.2014 03:00:00 | 0.87696 | \$ 741.06 |
| 1326 | Buy | 14.04.2014 00:35:00 | 1.38535 | 0.76 | 14.04.2014 03:05:00 | 1.38519 | \$ -1281.36 |
| 1325 | Buy | 14.04.2014 00:30:00 | 1.38555 | 0.77 | 14.04.2014 03:05:00 | 1.38507 | \$ -3894.66 |
| 305 | Buy | 14.04.2014 00:45:00 | 0.82776 | 0.18 | 14.04.2014 03:55:00 | 0.82839 | \$ 1321.28 |
| 304 | Buy | 14.04.2014 00:35:00 | 0.82793 | 0.18 | 14.04.2014 03:55:00 | 0.82831 | \$ 708.74 |
| 303 | Buy | 14.04.2014 00:30:00 | 0.82805 | 0.18 | 14.04.2014 03:55:00 | 0.82827 | \$ 316.72 |
| 1656 | Sell | 16.04.2014 00:00:00 | 140.791 | 1.21 | 16.04.2014 03:07:00 | 140.765 | \$ 1442.51 |
| 1654 | Sell | 15.04.2014 21:35:00 | 140.65 | 1.24 | 16.04.2014 07:35:00 | 141.227 | \$ -73568.51 |
| 1653 | Sell | 15.04.2014 21:30:00 | 140.582 | 1.25 | 16.04.2014 07:35:00 | 141.215 | \$ -81160.98 |
| 1655 | Sell | 15.04.2014 22:20:00 | 140.669 | 1.23 | 16.04.2014 08:25:00 | 141.204 | \$ -67809.6 |
| 729 | Sell | 24.04.2014 00:00:00 | 102.545 | 0.32 | 24.04.2014 01:50:00 | 102.477 | \$ 1780.78 |

| | | | | | | | |
|------|------|---------------------|---------|------|---------------------|---------|--------------|
| 728 | Sell | 23.04.2014 22:25:00 | 102.457 | 0.33 | 24.04.2014 01:50:00 | 102.482 | \$ -1643.42 |
| 727 | Sell | 23.04.2014 22:00:00 | 102.417 | 0.33 | 24.04.2014 01:50:00 | 102.479 | \$ -2864.42 |
| 1660 | Sell | 23.04.2014 23:05:00 | 141.601 | 1.16 | 24.04.2014 02:30:00 | 141.583 | \$ -330.57 |
| 1659 | Sell | 23.04.2014 22:25:00 | 141.561 | 1.17 | 24.04.2014 02:30:00 | 141.587 | \$ -5480.95 |
| 1658 | Sell | 23.04.2014 22:05:00 | 141.516 | 1.18 | 24.04.2014 02:30:00 | 141.594 | \$ -11663.34 |
| 1657 | Sell | 23.04.2014 22:00:00 | 141.502 | 1.19 | 24.04.2014 02:30:00 | 141.583 | \$ -12119.03 |
| 1661 | Sell | 30.04.2014 00:30:00 | 141.783 | 1.18 | 30.04.2014 03:00:00 | 141.68 | \$ 10480.88 |
| 1558 | Sell | 30.04.2014 22:00:00 | 0.92949 | 0.13 | 01.05.2014 00:05:00 | 0.92852 | \$ 1094.36 |
| 1399 | Buy | 30.04.2014 23:35:00 | 1.68697 | 0.96 | 01.05.2014 01:10:00 | 1.68754 | \$ 4537.08 |
| 1398 | Buy | 30.04.2014 23:30:00 | 1.68731 | 0.97 | 01.05.2014 01:10:00 | 1.6875 | \$ 700.22 |
| 1559 | Sell | 05.05.2014 00:30:00 | 0.92836 | 0.13 | 05.05.2014 02:35:00 | 0.92732 | \$ 1264.68 |
| 1402 | Buy | 06.05.2014 23:40:00 | 1.69744 | 0.95 | 07.05.2014 01:20:00 | 1.69765 | \$ 1696.82 |
| 1401 | Buy | 06.05.2014 23:30:00 | 1.69763 | 0.96 | 07.05.2014 01:20:00 | 1.69757 | \$ -1016.64 |
| 1400 | Buy | 06.05.2014 21:25:00 | 1.69784 | 0.97 | 07.05.2014 01:20:00 | 1.69753 | \$ -3582.58 |
| 1562 | Buy | 07.05.2014 01:00:00 | 0.93431 | 0.13 | 07.05.2014 02:45:00 | 0.93526 | \$ 1140.91 |
| 1561 | Buy | 07.05.2014 00:20:00 | 0.93479 | 0.13 | 07.05.2014 02:45:00 | 0.93513 | \$ 305.23 |
| 1560 | Buy | 07.05.2014 00:00:00 | 0.93511 | 0.13 | 07.05.2014 02:45:00 | 0.93527 | \$ 58.63 |
| 731 | Sell | 07.05.2014 01:00:00 | 101.747 | 0.33 | 07.05.2014 03:45:00 | 101.608 | \$ 4179.43 |
| 730 | Sell | 06.05.2014 23:30:00 | 101.683 | 0.33 | 07.05.2014 03:45:00 | 101.598 | \$ 2260.48 |
| 1662 | Sell | 06.05.2014 23:30:00 | 141.628 | 1.19 | 07.05.2014 04:25:00 | 141.524 | \$ 10425.13 |
| 995 | Sell | 07.05.2014 00:00:00 | 1.0894 | 0.17 | 07.05.2014 06:15:00 | 1.08878 | \$ 632.33 |
| 1663 | Sell | 07.05.2014 23:00:00 | 141.776 | 1.19 | 08.05.2014 00:40:00 | 141.717 | \$ 4537.83 |
| 1403 | Sell | 12.05.2014 02:00:00 | 1.68578 | 0.97 | 12.05.2014 03:35:00 | 1.68532 | \$ 4703.98 |
| 1664 | Sell | 12.05.2014 00:40:00 | 140.153 | 1.2 | 12.05.2014 09:10:00 | 140.265 | \$ -15121.85 |
| 1668 | Sell | 14.05.2014 23:45:00 | 139.738 | 1.17 | 15.05.2014 01:55:00 | 139.658 | \$ 6942.21 |
| 1667 | Sell | 14.05.2014 23:40:00 | 139.711 | 1.18 | 15.05.2014 01:55:00 | 139.649 | \$ 4877.93 |
| 1666 | Sell | 14.05.2014 23:20:00 | 139.687 | 1.19 | 15.05.2014 01:55:00 | 139.656 | \$ 1230.61 |
| 1665 | Sell | 14.05.2014 23:00:00 | 139.67 | 1.2 | 15.05.2014 01:55:00 | 139.652 | \$ -318.97 |
| 1563 | Sell | 15.05.2014 21:30:00 | 0.93601 | 0.13 | 16.05.2014 00:55:00 | 0.93547 | \$ 554.67 |
| 1404 | Buy | 19.05.2014 00:00:00 | 1.68142 | 0.97 | 19.05.2014 01:00:00 | 1.68226 | \$ 8585.96 |
| 1669 | Sell | 20.05.2014 00:00:00 | 139.129 | 1.21 | 20.05.2014 03:20:00 | 139.096 | \$ 2309.44 |
| 1670 | Sell | 21.05.2014 22:30:00 | 138.8 | 1.21 | 21.05.2014 23:55:00 | 138.728 | \$ 7032.42 |
| 1567 | Sell | 21.05.2014 23:15:00 | 0.92422 | 0.13 | 22.05.2014 01:05:00 | 0.9246 | \$ -755.71 |
| 1566 | Sell | 21.05.2014 23:05:00 | 0.92409 | 0.13 | 22.05.2014 01:05:00 | 0.92465 | \$ -1002.39 |
| 1565 | Sell | 21.05.2014 23:00:00 | 0.92399 | 0.13 | 22.05.2014 01:05:00 | 0.92464 | \$ -1125.72 |
| 1564 | Sell | 21.05.2014 22:00:00 | 0.92354 | 0.13 | 22.05.2014 01:05:00 | 0.92465 | \$ -1756.12 |
| 1329 | Sell | 21.05.2014 22:50:00 | 1.36873 | 0.77 | 22.05.2014 02:25:00 | 1.36849 | \$ 1758.35 |
| 1328 | Sell | 21.05.2014 22:30:00 | 1.36847 | 0.77 | 22.05.2014 02:25:00 | 1.36841 | \$ 297.2 |
| 1327 | Sell | 21.05.2014 22:25:00 | 1.36826 | 0.78 | 22.05.2014 02:25:00 | 1.36855 | \$ -2576.99 |
| 996 | Buy | 21.05.2014 22:00:00 | 1.09164 | 0.17 | 22.05.2014 02:30:00 | 1.09133 | \$ -774.26 |
| 799 | Buy | 21.05.2014 22:45:00 | 0.8933 | 0.54 | 22.05.2014 02:45:00 | 0.89341 | \$ 656.37 |
| 798 | Buy | 21.05.2014 22:30:00 | 0.89351 | 0.55 | 22.05.2014 02:45:00 | 0.89337 | \$ -915.19 |
| 1330 | Sell | 27.05.2014 22:00:00 | 1.36355 | 0.78 | 27.05.2014 23:20:00 | 1.3631 | \$ 3700.35 |
| 1405 | Sell | 27.05.2014 22:00:00 | 1.68094 | 0.97 | 28.05.2014 03:15:00 | 1.68092 | \$ -117.44 |
| 1569 | Sell | 27.05.2014 21:35:00 | 0.92612 | 0.13 | 28.05.2014 04:05:00 | 0.92534 | \$ 883.57 |
| 1568 | Sell | 27.05.2014 21:30:00 | 0.92544 | 0.13 | 28.05.2014 04:05:00 | 0.92541 | \$ -144.25 |
| 1672 | Sell | 28.05.2014 22:05:00 | 138.478 | 1.21 | 28.05.2014 23:30:00 | 138.401 | \$ 7641.31 |
| 1671 | Sell | 28.05.2014 22:00:00 | 138.457 | 1.22 | 28.05.2014 23:30:00 | 138.407 | \$ 4410.74 |
| 1408 | Sell | 28.05.2014 22:50:00 | 1.67143 | 0.96 | 29.05.2014 00:10:00 | 1.6709 | \$ 4408.0 |
| 1407 | Sell | 28.05.2014 22:35:00 | 1.67121 | 0.96 | 29.05.2014 00:10:00 | 1.67109 | \$ 258.56 |
| 1406 | Sell | 28.05.2014 22:30:00 | 1.67106 | 0.97 | 29.05.2014 00:10:00 | 1.67103 | \$ -659.09 |
| 1571 | Sell | 28.05.2014 23:40:00 | 0.9242 | 0.13 | 29.05.2014 02:00:00 | 0.92313 | \$ 1231.4 |
| 1570 | Sell | 28.05.2014 23:30:00 | 0.92402 | 0.13 | 29.05.2014 02:00:00 | 0.92313 | \$ 984.72 |
| 1409 | Buy | 02.06.2014 00:00:00 | 1.67627 | 0.97 | 02.06.2014 00:05:00 | 1.67672 | \$ 4599.62 |
| 1673 | Sell | 05.06.2014 21:30:00 | 139.932 | 1.21 | 06.06.2014 01:30:00 | 139.893 | \$ 2756.02 |
| 1677 | Buy | 18.06.2014 21:50:00 | 138.473 | 1.19 | 18.06.2014 23:55:00 | 138.568 | \$ 9657.22 |
| 1676 | Buy | 18.06.2014 21:45:00 | 138.486 | 1.2 | 18.06.2014 23:55:00 | 138.57 | \$ 8418.28 |
| 1675 | Buy | 18.06.2014 21:35:00 | 138.494 | 1.21 | 18.06.2014 23:55:00 | 138.573 | \$ 7883.19 |
| 1674 | Buy | 18.06.2014 21:30:00 | 138.532 | 1.22 | 18.06.2014 23:55:00 | 138.566 | \$ 2457.98 |
| 1000 | Buy | 18.06.2014 23:10:00 | 1.08433 | 0.17 | 19.06.2014 02:05:00 | 1.08402 | \$ -774.25 |

| | | | | | | | |
|------|------|---------------------|---------|------|---------------------|---------|--------------|
| 999 | Buy | 18.06.2014 23:05:00 | 1.08463 | 0.17 | 19.06.2014 02:05:00 | 1.08407 | \$ -1113.7 |
| 998 | Buy | 18.06.2014 22:35:00 | 1.08473 | 0.17 | 19.06.2014 02:05:00 | 1.08397 | \$ -1385.26 |
| 997 | Buy | 18.06.2014 22:30:00 | 1.08503 | 0.17 | 19.06.2014 02:05:00 | 1.08405 | \$ -1683.97 |
| 1573 | Sell | 18.06.2014 21:35:00 | 0.9374 | 0.13 | 19.06.2014 02:15:00 | 0.93932 | \$ -2866.15 |
| 1572 | Sell | 18.06.2014 21:30:00 | 0.93603 | 0.13 | 19.06.2014 02:15:00 | 0.93941 | \$ -4866.97 |
| 733 | Buy | 18.06.2014 22:35:00 | 101.919 | 0.33 | 19.06.2014 03:35:00 | 101.97 | \$ 1102.18 |
| 732 | Buy | 18.06.2014 22:30:00 | 101.965 | 0.33 | 19.06.2014 03:35:00 | 101.964 | \$ -613.82 |
| 1411 | Sell | 18.06.2014 22:45:00 | 1.69932 | 0.97 | 19.06.2014 07:40:00 | 1.69916 | \$ 670.3 |
| 1410 | Sell | 18.06.2014 22:30:00 | 1.69903 | 0.97 | 19.06.2014 07:40:00 | 1.69923 | \$ -3011.08 |
| 1412 | Sell | 24.06.2014 21:30:00 | 1.69864 | 0.97 | 25.06.2014 00:45:00 | 1.69831 | \$ 3052.63 |
| 1678 | Sell | 26.06.2014 23:30:00 | 138.471 | 1.23 | 27.06.2014 02:40:00 | 138.363 | \$ 11306.41 |
| 1413 | Buy | 01.07.2014 02:00:00 | 1.71027 | 0.97 | 01.07.2014 03:05:00 | 1.71091 | \$ 6541.68 |
| 734 | Buy | 09.07.2014 22:00:00 | 101.552 | 0.33 | 10.07.2014 00:05:00 | 101.649 | \$ 2620.18 |
| 1575 | Sell | 09.07.2014 21:35:00 | 0.94214 | 0.13 | 10.07.2014 00:35:00 | 0.94087 | \$ 1505.48 |
| 1574 | Sell | 09.07.2014 21:30:00 | 0.94168 | 0.13 | 10.07.2014 00:35:00 | 0.94089 | \$ 847.69 |
| 1415 | Sell | 09.07.2014 21:35:00 | 1.71555 | 0.97 | 10.07.2014 05:05:00 | 1.71545 | \$ 56.73 |
| 1414 | Sell | 09.07.2014 21:30:00 | 1.71472 | 0.98 | 10.07.2014 05:05:00 | 1.7156 | \$ -10067.51 |
| 1681 | Sell | 10.07.2014 23:25:00 | 137.9 | 1.22 | 11.07.2014 01:00:00 | 137.882 | \$ 241.65 |
| 1680 | Sell | 10.07.2014 23:15:00 | 137.874 | 1.23 | 11.07.2014 01:00:00 | 137.874 | \$ -1970.29 |
| 1679 | Sell | 10.07.2014 23:00:00 | 137.87 | 1.24 | 11.07.2014 01:00:00 | 137.869 | \$ -1862.08 |
| 1417 | Sell | 10.07.2014 22:00:00 | 1.71429 | 0.96 | 11.07.2014 01:30:00 | 1.71286 | \$ 14153.83 |
| 1416 | Sell | 10.07.2014 21:25:00 | 1.71336 | 0.97 | 11.07.2014 01:30:00 | 1.7129 | \$ 4382.01 |
| 1001 | Buy | 14.07.2014 01:30:00 | 1.07287 | 0.17 | 14.07.2014 03:15:00 | 1.07322 | \$ 265.26 |
| 1579 | Buy | 17.07.2014 23:50:00 | 0.9347 | 0.13 | 18.07.2014 02:55:00 | 0.93457 | \$ -367.57 |
| 1578 | Buy | 17.07.2014 23:45:00 | 0.93516 | 0.13 | 18.07.2014 02:55:00 | 0.9345 | \$ -1093.64 |
| 1577 | Buy | 17.07.2014 23:40:00 | 0.93536 | 0.13 | 18.07.2014 02:55:00 | 0.93462 | \$ -1203.25 |
| 1576 | Buy | 17.07.2014 23:00:00 | 0.93551 | 0.13 | 18.07.2014 02:55:00 | 0.93462 | \$ -1408.74 |
| 1581 | Buy | 24.07.2014 00:35:00 | 0.94392 | 0.13 | 24.07.2014 03:05:00 | 0.94441 | \$ 510.72 |
| 1580 | Buy | 24.07.2014 00:30:00 | 0.94423 | 0.13 | 24.07.2014 03:05:00 | 0.94445 | \$ 140.83 |
| 1582 | Sell | 30.07.2014 21:30:00 | 0.93401 | 0.13 | 30.07.2014 22:32:00 | 0.93319 | \$ 963.19 |
| 1583 | Sell | 30.07.2014 21:35:00 | 0.93521 | 0.13 | 30.07.2014 22:32:00 | 0.93327 | \$ 2498.05 |
| 1419 | Sell | 30.07.2014 21:35:00 | 1.69234 | 0.97 | 30.07.2014 23:22:00 | 1.69173 | \$ 6237.88 |
| 1003 | Buy | 30.07.2014 21:35:00 | 1.08837 | 0.17 | 31.07.2014 00:05:00 | 1.09049 | \$ 2525.18 |
| 1002 | Buy | 30.07.2014 21:30:00 | 1.08867 | 0.17 | 31.07.2014 00:05:00 | 1.09049 | \$ 2117.84 |
| 736 | Buy | 30.07.2014 21:35:00 | 102.763 | 0.33 | 31.07.2014 01:40:00 | 102.828 | \$ 1564.18 |
| 735 | Buy | 30.07.2014 21:30:00 | 102.782 | 0.33 | 31.07.2014 01:40:00 | 102.829 | \$ 970.18 |
| 801 | Buy | 30.07.2014 21:35:00 | 0.90818 | 0.54 | 31.07.2014 01:55:00 | 0.90874 | \$ 3455.23 |
| 800 | Buy | 30.07.2014 21:30:00 | 0.90864 | 0.54 | 31.07.2014 01:55:00 | 0.90879 | \$ 905.16 |
| 1418 | Sell | 30.07.2014 21:30:00 | 1.69176 | 0.98 | 31.07.2014 02:05:00 | 1.69061 | \$ 10905.34 |
| 1332 | Sell | 30.07.2014 21:35:00 | 1.34018 | 0.78 | 31.07.2014 02:10:00 | 1.3392 | \$ 7866.22 |
| 1331 | Sell | 30.07.2014 21:30:00 | 1.33957 | 0.78 | 31.07.2014 02:10:00 | 1.33932 | \$ 1863.43 |
| 737 | Buy | 05.08.2014 21:25:00 | 102.519 | 0.33 | 06.08.2014 07:25:00 | 102.557 | \$ 788.68 |
| 1334 | Sell | 06.08.2014 21:45:00 | 1.33818 | 0.79 | 07.08.2014 01:25:00 | 1.33797 | \$ 1554.18 |
| 1333 | Sell | 06.08.2014 21:30:00 | 1.33805 | 0.79 | 07.08.2014 01:25:00 | 1.33801 | \$ 138.35 |
| 1685 | Sell | 07.08.2014 00:20:00 | 136.663 | 1.22 | 07.08.2014 02:30:00 | 136.623 | \$ 3212.66 |
| 1684 | Sell | 07.08.2014 00:15:00 | 136.651 | 1.23 | 07.08.2014 02:30:00 | 136.635 | \$ 287.13 |
| 1683 | Sell | 07.08.2014 00:10:00 | 136.64 | 1.24 | 07.08.2014 02:30:00 | 136.641 | \$ -1818.39 |
| 1682 | Sell | 07.08.2014 00:00:00 | 136.628 | 1.25 | 07.08.2014 02:30:00 | 136.63 | \$ -1957.88 |
| 1005 | Buy | 12.08.2014 22:00:00 | 1.09161 | 0.17 | 13.08.2014 01:05:00 | 1.0927 | \$ 1222.24 |
| 1004 | Buy | 12.08.2014 21:25:00 | 1.09244 | 0.17 | 13.08.2014 01:05:00 | 1.09265 | \$ 27.38 |
| 1420 | Sell | 18.08.2014 00:30:00 | 1.67231 | 0.98 | 18.08.2014 09:05:00 | 1.67248 | \$ -1756.35 |
| 306 | Buy | 18.08.2014 00:30:00 | 0.80074 | 0.18 | 18.08.2014 10:35:00 | 0.79973 | \$ -2696.96 |
| 1423 | Buy | 20.08.2014 22:50:00 | 1.65916 | 0.97 | 21.08.2014 01:30:00 | 1.65963 | \$ 3562.21 |
| 1422 | Buy | 20.08.2014 22:45:00 | 1.65952 | 0.97 | 21.08.2014 01:30:00 | 1.65969 | \$ 495.79 |
| 1421 | Buy | 20.08.2014 21:45:00 | 1.65968 | 0.98 | 21.08.2014 01:30:00 | 1.65964 | \$ -1667.71 |
| 1006 | Sell | 20.08.2014 21:30:00 | 1.09691 | 0.17 | 21.08.2014 07:30:00 | 1.09832 | \$ -2277.0 |
| 1584 | Buy | 20.08.2014 21:30:00 | 0.92832 | 0.13 | 21.08.2014 07:30:00 | 0.92515 | \$ -4590.08 |
| 1424 | Buy | 25.08.2014 00:30:00 | 1.65382 | 0.98 | 25.08.2014 01:47:00 | 1.65422 | \$ 4130.71 |
| 1585 | Buy | 25.08.2014 01:00:00 | 0.92914 | 0.13 | 25.08.2014 02:15:00 | 0.92997 | \$ 976.51 |
| 1425 | Buy | 26.08.2014 21:25:00 | 1.65455 | 0.98 | 27.08.2014 01:45:00 | 1.65435 | \$ -2483.56 |

| | | | | | | | |
|------|------|---------------------|---------|------|---------------------|---------|--------------|
| 1009 | Sell | 28.08.2014 01:05:00 | 1.0866 | 0.16 | 28.08.2014 03:20:00 | 1.08637 | \$ 96.47 |
| 1008 | Sell | 28.08.2014 00:05:00 | 1.08644 | 0.17 | 28.08.2014 03:20:00 | 1.08624 | \$ 61.75 |
| 1007 | Sell | 28.08.2014 00:00:00 | 1.08632 | 0.17 | 28.08.2014 03:20:00 | 1.0863 | \$ -182.79 |
| 802 | Buy | 04.09.2014 22:45:00 | 0.93169 | 0.53 | 05.09.2014 02:45:00 | 0.93309 | \$ 8533.66 |
| 1012 | Sell | 04.09.2014 21:40:00 | 1.0883 | 0.16 | 05.09.2014 04:25:00 | 1.08804 | \$ 87.29 |
| 1011 | Sell | 04.09.2014 21:35:00 | 1.08802 | 0.16 | 05.09.2014 04:25:00 | 1.08796 | \$ -168.43 |
| 1010 | Sell | 04.09.2014 21:25:00 | 1.08765 | 0.16 | 05.09.2014 04:25:00 | 1.08799 | \$ -679.88 |
| 1689 | Sell | 05.09.2014 00:00:00 | 136.237 | 1.22 | 05.09.2014 04:25:00 | 136.218 | \$ 655.77 |
| 1688 | Sell | 04.09.2014 23:55:00 | 136.222 | 1.23 | 05.09.2014 04:25:00 | 136.221 | \$ -1826.96 |
| 1687 | Sell | 04.09.2014 23:45:00 | 136.207 | 1.24 | 05.09.2014 04:25:00 | 136.207 | \$ -1965.62 |
| 1686 | Sell | 04.09.2014 23:40:00 | 136.186 | 1.25 | 05.09.2014 04:25:00 | 136.223 | \$ -6606.19 |
| 1426 | Buy | 08.09.2014 00:30:00 | 1.61786 | 0.98 | 08.09.2014 02:08:00 | 1.62076 | \$ 29947.57 |
| 1427 | Buy | 08.09.2014 00:50:00 | 1.61745 | 0.97 | 08.09.2014 02:08:00 | 1.62074 | \$ 33628.33 |
| 1692 | Sell | 08.09.2014 01:40:00 | 136.298 | 1.23 | 08.09.2014 03:50:00 | 136.144 | \$ 17265.37 |
| 1691 | Sell | 08.09.2014 01:35:00 | 136.293 | 1.24 | 08.09.2014 03:50:00 | 136.128 | \$ 18769.84 |
| 1690 | Sell | 08.09.2014 01:30:00 | 136.273 | 1.25 | 08.09.2014 03:50:00 | 136.147 | \$ 14046.5 |
| 1694 | Buy | 08.09.2014 21:40:00 | 136.609 | 1.25 | 08.09.2014 22:40:00 | 136.643 | \$ 2542.3 |
| 1693 | Buy | 08.09.2014 21:30:00 | 136.651 | 1.26 | 09.09.2014 00:59:00 | 136.675 | \$ 731.57 |
| 1588 | Sell | 10.09.2014 02:25:00 | 0.92104 | 0.13 | 10.09.2014 04:50:00 | 0.92011 | \$ 1113.93 |
| 1587 | Sell | 10.09.2014 02:20:00 | 0.9209 | 0.13 | 10.09.2014 04:50:00 | 0.92015 | \$ 867.26 |
| 1586 | Sell | 10.09.2014 02:00:00 | 0.92081 | 0.13 | 10.09.2014 04:50:00 | 0.92015 | \$ 743.92 |
| 1016 | Buy | 09.09.2014 22:55:00 | 1.09762 | 0.16 | 10.09.2014 04:55:00 | 1.09708 | \$ -932.67 |
| 1015 | Buy | 09.09.2014 22:50:00 | 1.09777 | 0.16 | 10.09.2014 04:55:00 | 1.09696 | \$ -1277.71 |
| 1014 | Buy | 09.09.2014 22:40:00 | 1.09813 | 0.16 | 10.09.2014 04:55:00 | 1.09697 | \$ -1724.98 |
| 1013 | Buy | 09.09.2014 22:30:00 | 1.09865 | 0.16 | 10.09.2014 04:55:00 | 1.09712 | \$ -2197.81 |
| 738 | Buy | 09.09.2014 22:30:00 | 106.214 | 0.32 | 10.09.2014 06:28:00 | 106.237 | \$ 284.78 |
| 739 | Buy | 09.09.2014 22:35:00 | 106.203 | 0.32 | 10.09.2014 06:28:00 | 106.252 | \$ 1116.78 |
| 740 | Buy | 09.09.2014 22:40:00 | 106.184 | 0.32 | 10.09.2014 06:28:00 | 106.254 | \$ 1788.78 |
| 741 | Buy | 09.09.2014 22:50:00 | 106.132 | 0.31 | 10.09.2014 06:28:00 | 106.241 | \$ 2941.88 |
| 1018 | Buy | 10.09.2014 21:40:00 | 1.09361 | 0.16 | 11.09.2014 00:35:00 | 1.09441 | \$ 689.78 |
| 1017 | Buy | 10.09.2014 21:30:00 | 1.09371 | 0.16 | 11.09.2014 00:35:00 | 1.0945 | \$ 677.0 |
| 804 | Buy | 10.09.2014 21:35:00 | 0.9367 | 0.52 | 11.09.2014 03:00:00 | 0.93689 | \$ 1111.2 |
| 803 | Buy | 10.09.2014 21:30:00 | 0.93691 | 0.52 | 11.09.2014 03:00:00 | 0.93681 | \$ -625.69 |
| 1429 | Buy | 11.09.2014 22:10:00 | 1.6217 | 0.99 | 11.09.2014 23:55:00 | 1.62457 | \$ 29940.2 |
| 1428 | Buy | 11.09.2014 22:00:00 | 1.62205 | 1.0 | 11.09.2014 23:55:00 | 1.62465 | \$ 27397.5 |
| 1589 | Sell | 12.09.2014 01:00:00 | 0.91066 | 0.13 | 12.09.2014 02:55:00 | 0.90986 | \$ 935.78 |
| 307 | Buy | 12.09.2014 01:00:00 | 0.79411 | 0.18 | 12.09.2014 03:05:00 | 0.79549 | \$ 3158.89 |
| 1020 | Buy | 12.09.2014 00:40:00 | 1.10311 | 0.16 | 12.09.2014 03:10:00 | 1.10408 | \$ 1041.97 |
| 1019 | Buy | 12.09.2014 00:00:00 | 1.10334 | 0.16 | 12.09.2014 03:10:00 | 1.10405 | \$ 709.72 |
| 1430 | Sell | 16.09.2014 21:25:00 | 1.62857 | 1.01 | 16.09.2014 22:55:00 | 1.6241 | \$ 47595.33 |
| 1433 | Buy | 17.09.2014 01:50:00 | 1.62507 | 1.01 | 17.09.2014 03:24:00 | 1.62544 | \$ 3937.86 |
| 1434 | Buy | 17.09.2014 01:55:00 | 1.62495 | 1.0 | 17.09.2014 03:24:00 | 1.62542 | \$ 4952.62 |
| 1432 | Buy | 17.09.2014 01:40:00 | 1.62548 | 1.02 | 17.09.2014 05:20:00 | 1.62678 | \$ 13972.72 |
| 1431 | Buy | 17.09.2014 01:30:00 | 1.62569 | 1.02 | 17.09.2014 05:20:00 | 1.62674 | \$ 11285.66 |
| 1024 | Sell | 17.09.2014 01:50:00 | 1.09815 | 0.16 | 17.09.2014 06:35:00 | 1.09738 | \$ 786.92 |
| 1023 | Sell | 17.09.2014 01:40:00 | 1.09799 | 0.16 | 17.09.2014 06:35:00 | 1.09743 | \$ 518.41 |
| 1022 | Sell | 17.09.2014 01:35:00 | 1.0978 | 0.16 | 17.09.2014 06:35:00 | 1.0974 | \$ 313.83 |
| 1021 | Sell | 17.09.2014 01:30:00 | 1.09759 | 0.16 | 17.09.2014 06:35:00 | 1.09734 | \$ 122.04 |
| 1593 | Buy | 17.09.2014 01:50:00 | 0.90754 | 0.13 | 17.09.2014 09:35:00 | 0.90798 | \$ 442.23 |
| 1592 | Buy | 17.09.2014 01:30:00 | 0.90825 | 0.13 | 17.09.2014 09:35:00 | 0.90794 | \$ -585.25 |
| 1591 | Buy | 17.09.2014 01:11:00 | 0.90838 | 0.13 | 17.09.2014 09:35:00 | 0.90793 | \$ -777.05 |
| 1590 | Buy | 17.09.2014 01:00:00 | 0.90856 | 0.13 | 17.09.2014 09:35:00 | 0.90793 | \$ -1023.64 |
| 1437 | Buy | 17.09.2014 22:35:00 | 1.62506 | 1.01 | 18.09.2014 00:01:00 | 1.627 | \$ 19354.13 |
| 1028 | Sell | 17.09.2014 22:40:00 | 1.10068 | 0.16 | 18.09.2014 02:55:00 | 1.10099 | \$ -736.6 |
| 1027 | Sell | 17.09.2014 22:35:00 | 1.10025 | 0.16 | 18.09.2014 02:55:00 | 1.10088 | \$ -1145.76 |
| 1026 | Sell | 17.09.2014 22:30:00 | 1.09952 | 0.16 | 18.09.2014 02:55:00 | 1.10092 | \$ -2130.28 |
| 1025 | Sell | 17.09.2014 22:25:00 | 1.09922 | 0.16 | 18.09.2014 02:55:00 | 1.10096 | \$ -2565.0 |
| 1338 | Buy | 17.09.2014 22:35:00 | 1.28734 | 0.75 | 18.09.2014 03:05:00 | 1.28536 | \$ -16971.11 |
| 1337 | Buy | 17.09.2014 22:25:00 | 1.28773 | 0.75 | 18.09.2014 03:05:00 | 1.28524 | \$ -21001.7 |
| 1336 | Buy | 17.09.2014 22:20:00 | 1.2904 | 0.77 | 18.09.2014 03:05:00 | 1.28533 | \$ -42495.55 |

| | | | | | | | |
|------|------|---------------------|---------|------|---------------------|---------|--------------|
| 1335 | Buy | 17.09.2014 21:50:00 | 1.29188 | 0.78 | 18.09.2014 03:05:00 | 1.28522 | \$ -56116.04 |
| 1439 | Buy | 18.09.2014 01:00:00 | 1.62578 | 1.01 | 18.09.2014 07:09:00 | 1.6264 | \$ 6598.58 |
| 1438 | Buy | 18.09.2014 00:45:00 | 1.62644 | 1.02 | 18.09.2014 08:30:00 | 1.6271 | \$ 7093.85 |
| 1436 | Buy | 17.09.2014 22:30:00 | 1.6268 | 1.02 | 18.09.2014 08:30:00 | 1.62704 | \$ 1273.73 |
| 1435 | Buy | 17.09.2014 22:25:00 | 1.6272 | 1.03 | 18.09.2014 08:30:00 | 1.62696 | \$ -3923.52 |
| 1441 | Buy | 18.09.2014 21:35:00 | 1.63597 | 1.03 | 18.09.2014 22:10:00 | 1.63812 | \$ 23335.29 |
| 1440 | Buy | 18.09.2014 21:25:00 | 1.63618 | 1.04 | 18.09.2014 22:10:00 | 1.6383 | \$ 23233.08 |
| 1695 | Buy | 19.09.2014 00:30:00 | 140.397 | 1.23 | 19.09.2014 02:35:00 | 140.53 | \$ 14632.26 |
| 1445 | Sell | 22.09.2014 02:20:00 | 1.63221 | 1.03 | 22.09.2014 03:06:00 | 1.63178 | \$ 4669.19 |
| 1444 | Sell | 22.09.2014 02:10:00 | 1.63203 | 1.03 | 22.09.2014 07:55:00 | 1.63475 | \$ -29535.3 |
| 1443 | Sell | 22.09.2014 02:05:00 | 1.63177 | 1.04 | 22.09.2014 07:55:00 | 1.63485 | \$ -33769.09 |
| 1442 | Sell | 22.09.2014 02:00:00 | 1.63088 | 1.05 | 22.09.2014 07:55:00 | 1.63468 | \$ -42063.77 |
| 1595 | Sell | 22.09.2014 22:50:00 | 0.88812 | 0.13 | 23.09.2014 00:00:00 | 0.88722 | \$ 1048.02 |
| 1594 | Sell | 22.09.2014 22:30:00 | 0.88791 | 0.13 | 23.09.2014 00:00:00 | 0.88714 | \$ 869.86 |
| 1339 | Sell | 22.09.2014 23:00:00 | 1.28499 | 0.74 | 23.09.2014 03:40:00 | 1.28466 | \$ 2513.61 |
| 1449 | Sell | 23.09.2014 21:50:00 | 1.6396 | 1.0 | 23.09.2014 23:30:00 | 1.63916 | \$ 4638.61 |
| 1448 | Sell | 23.09.2014 21:45:00 | 1.63943 | 1.01 | 23.09.2014 23:30:00 | 1.63904 | \$ 4152.61 |
| 1447 | Sell | 23.09.2014 21:40:00 | 1.63906 | 1.02 | 23.09.2014 23:30:00 | 1.63908 | \$ -215.07 |
| 1446 | Sell | 23.09.2014 21:30:00 | 1.63864 | 1.03 | 23.09.2014 23:30:00 | 1.6391 | \$ -4994.94 |
| 308 | Buy | 23.09.2014 22:00:00 | 0.7838 | 0.18 | 24.09.2014 03:05:00 | 0.78407 | \$ 343.67 |
| 1697 | Buy | 24.09.2014 02:20:00 | 139.688 | 1.22 | 24.09.2014 09:10:00 | 139.624 | \$ -9512.17 |
| 1696 | Buy | 24.09.2014 02:00:00 | 139.778 | 1.23 | 24.09.2014 09:10:00 | 139.624 | \$ -20661.29 |
| 1596 | Sell | 24.09.2014 02:00:00 | 0.88521 | 0.13 | 24.09.2014 12:00:00 | 0.88749 | \$ -3285.12 |
| 1597 | Sell | 24.09.2014 02:15:00 | 0.8854 | 0.13 | 24.09.2014 12:15:00 | 0.88676 | \$ -2024.34 |
| 1598 | Sell | 24.09.2014 02:20:00 | 0.88556 | 0.13 | 24.09.2014 12:25:00 | 0.88671 | \$ -1736.54 |
| 1701 | Sell | 24.09.2014 22:50:00 | 139.448 | 1.2 | 25.09.2014 01:19:00 | 139.424 | \$ 403.81 |
| 1700 | Sell | 24.09.2014 22:45:00 | 139.43 | 1.21 | 25.09.2014 04:15:00 | 139.432 | \$ -2738.71 |
| 1699 | Sell | 24.09.2014 22:40:00 | 139.398 | 1.22 | 25.09.2014 04:15:00 | 139.426 | \$ -5932.9 |
| 1698 | Sell | 24.09.2014 22:30:00 | 139.346 | 1.23 | 25.09.2014 04:15:00 | 139.439 | \$ -13975.97 |
| 1340 | Sell | 25.09.2014 21:30:00 | 1.27528 | 0.75 | 25.09.2014 23:05:00 | 1.27419 | \$ 8618.33 |
| 1703 | Sell | 26.09.2014 00:20:00 | 138.675 | 1.22 | 26.09.2014 01:30:00 | 138.609 | \$ 6360.12 |
| 1702 | Sell | 26.09.2014 00:00:00 | 138.655 | 1.23 | 26.09.2014 01:30:00 | 138.616 | \$ 3091.52 |
| 1600 | Sell | 26.09.2014 02:15:00 | 0.88019 | 0.13 | 26.09.2014 05:20:00 | 0.87956 | \$ 702.81 |
| 1599 | Sell | 26.09.2014 02:00:00 | 0.88003 | 0.13 | 26.09.2014 05:20:00 | 0.87962 | \$ 401.31 |
| 1451 | Buy | 01.10.2014 22:05:00 | 1.61737 | 1.02 | 01.10.2014 23:50:00 | 1.61859 | \$ 13112.87 |
| 1450 | Buy | 01.10.2014 22:00:00 | 1.61751 | 1.03 | 01.10.2014 23:50:00 | 1.61849 | \$ 10636.56 |
| 1706 | Sell | 02.10.2014 02:10:00 | 137.709 | 1.22 | 02.10.2014 03:45:00 | 137.658 | \$ 4542.02 |
| 1705 | Sell | 02.10.2014 02:05:00 | 137.661 | 1.23 | 02.10.2014 05:00:00 | 137.515 | \$ 16264.75 |
| 1704 | Sell | 02.10.2014 01:50:00 | 137.637 | 1.24 | 02.10.2014 05:00:00 | 137.522 | \$ 12553.21 |
| 1341 | Buy | 02.10.2014 23:00:00 | 1.26625 | 0.76 | 03.10.2014 00:30:00 | 1.26727 | \$ 7721.82 |
| 1452 | Sell | 02.10.2014 21:30:00 | 1.61543 | 1.03 | 03.10.2014 00:30:00 | 1.61476 | \$ 6933.37 |
| 1453 | Sell | 02.10.2014 21:35:00 | 1.61609 | 1.02 | 03.10.2014 00:30:00 | 1.61479 | \$ 13640.54 |
| 744 | Sell | 02.10.2014 23:00:00 | 108.456 | 0.31 | 03.10.2014 00:40:00 | 108.358 | \$ 2526.48 |
| 743 | Sell | 02.10.2014 22:05:00 | 108.419 | 0.31 | 03.10.2014 00:40:00 | 108.365 | \$ 1162.48 |
| 742 | Sell | 02.10.2014 22:00:00 | 108.388 | 0.31 | 03.10.2014 00:40:00 | 108.361 | \$ 325.48 |
| 1709 | Sell | 02.10.2014 21:50:00 | 137.397 | 1.23 | 03.10.2014 02:00:00 | 137.317 | \$ 7875.57 |
| 1708 | Sell | 02.10.2014 21:45:00 | 137.373 | 1.24 | 03.10.2014 02:00:00 | 137.316 | \$ 5087.99 |
| 1707 | Sell | 02.10.2014 21:30:00 | 137.349 | 1.25 | 03.10.2014 02:00:00 | 137.31 | \$ 2879.22 |
| 805 | Buy | 06.10.2014 00:00:00 | 0.96865 | 0.51 | 06.10.2014 00:05:00 | 0.96831 | \$ -2002.31 |
| 745 | Buy | 06.10.2014 00:10:00 | 109.727 | 0.31 | 06.10.2014 01:05:00 | 109.846 | \$ 3306.13 |
| 1601 | Sell | 06.10.2014 01:00:00 | 0.86758 | 0.13 | 06.10.2014 01:25:00 | 0.86678 | \$ 935.78 |
| 1029 | Buy | 06.10.2014 00:00:00 | 1.12485 | 0.16 | 06.10.2014 01:55:00 | 1.12628 | \$ 1629.82 |
| 1711 | Sell | 06.10.2014 21:35:00 | 137.682 | 1.24 | 06.10.2014 22:23:00 | 137.641 | \$ 3376.63 |
| 1714 | Sell | 06.10.2014 22:45:00 | 137.684 | 1.22 | 07.10.2014 00:55:00 | 137.577 | \$ 11102.06 |
| 1713 | Sell | 06.10.2014 22:35:00 | 137.66 | 1.23 | 07.10.2014 00:55:00 | 137.57 | \$ 9102.42 |
| 1712 | Sell | 06.10.2014 22:25:00 | 137.637 | 1.24 | 07.10.2014 00:55:00 | 137.583 | \$ 4712.83 |
| 1710 | Sell | 06.10.2014 21:30:00 | 137.522 | 1.26 | 07.10.2014 00:55:00 | 137.574 | \$ -8565.85 |
| 808 | Buy | 07.10.2014 22:20:00 | 0.95583 | 0.51 | 08.10.2014 01:30:00 | 0.95692 | \$ 6390.65 |
| 807 | Buy | 07.10.2014 22:15:00 | 0.95657 | 0.51 | 08.10.2014 01:30:00 | 0.95701 | \$ 2572.47 |
| 806 | Buy | 07.10.2014 22:00:00 | 0.95723 | 0.51 | 08.10.2014 01:30:00 | 0.95702 | \$ -1245.72 |

| | | | | | | | |
|------|------|---------------------|---------|------|---------------------|---------|--------------|
| 1715 | Sell | 08.10.2014 00:30:00 | 136.996 | 1.27 | 08.10.2014 02:15:00 | 136.79 | \$ 24422.14 |
| 1030 | Buy | 08.10.2014 02:30:00 | 1.1149 | 0.16 | 08.10.2014 03:30:00 | 1.11704 | \$ 2537.14 |
| 1345 | Sell | 07.10.2014 22:15:00 | 1.26707 | 0.74 | 08.10.2014 03:30:00 | 1.26474 | \$ 18116.22 |
| 1344 | Sell | 07.10.2014 22:00:00 | 1.26633 | 0.75 | 08.10.2014 03:30:00 | 1.26483 | \$ 11798.45 |
| 1343 | Sell | 07.10.2014 21:40:00 | 1.26612 | 0.76 | 08.10.2014 03:30:00 | 1.26485 | \$ 10112.97 |
| 1342 | Sell | 07.10.2014 21:30:00 | 1.26557 | 0.76 | 08.10.2014 03:30:00 | 1.26488 | \$ 5465.92 |
| 746 | Buy | 08.10.2014 21:35:00 | 108.178 | 0.32 | 08.10.2014 22:13:00 | 108.207 | \$ 532.78 |
| 747 | Buy | 08.10.2014 21:40:00 | 108.141 | 0.31 | 08.10.2014 22:13:00 | 108.225 | \$ 2221.13 |
| 1457 | Sell | 08.10.2014 21:45:00 | 1.61561 | 1.01 | 08.10.2014 22:15:00 | 1.61526 | \$ 3726.71 |
| 810 | Buy | 08.10.2014 21:35:00 | 0.9511 | 0.51 | 08.10.2014 22:16:00 | 0.95281 | \$ 10039.66 |
| 1604 | Sell | 08.10.2014 21:40:00 | 0.88378 | 0.13 | 08.10.2014 22:18:00 | 0.88364 | \$ 31.3 |
| 809 | Buy | 08.10.2014 21:30:00 | 0.95268 | 0.52 | 09.10.2014 00:55:00 | 0.95227 | \$ -2482.38 |
| 748 | Buy | 09.10.2014 00:00:00 | 108.076 | 0.32 | 09.10.2014 01:25:00 | 108.251 | \$ 5204.78 |
| 1716 | Buy | 09.10.2014 00:00:00 | 137.625 | 1.27 | 09.10.2014 01:25:00 | 137.786 | \$ 18699.31 |
| 1606 | Sell | 08.10.2014 22:45:00 | 0.88381 | 0.13 | 09.10.2014 03:20:00 | 0.88261 | \$ 1409.55 |
| 1605 | Sell | 08.10.2014 22:20:00 | 0.88355 | 0.13 | 09.10.2014 03:20:00 | 0.88255 | \$ 1135.47 |
| 1603 | Sell | 08.10.2014 21:35:00 | 0.88289 | 0.13 | 09.10.2014 03:20:00 | 0.88261 | \$ 148.77 |
| 1602 | Sell | 08.10.2014 21:30:00 | 0.88159 | 0.13 | 09.10.2014 03:20:00 | 0.88262 | \$ -1646.48 |
| 1034 | Buy | 08.10.2014 21:45:00 | 1.11088 | 0.16 | 09.10.2014 03:35:00 | 1.1111 | \$ -51.42 |
| 1033 | Buy | 08.10.2014 21:40:00 | 1.11133 | 0.16 | 09.10.2014 03:35:00 | 1.11122 | \$ -473.13 |
| 1032 | Buy | 08.10.2014 21:35:00 | 1.11154 | 0.16 | 09.10.2014 03:35:00 | 1.11129 | \$ -652.04 |
| 1031 | Buy | 08.10.2014 21:30:00 | 1.11305 | 0.16 | 09.10.2014 03:35:00 | 1.11123 | \$ -2658.38 |
| 1458 | Sell | 08.10.2014 22:20:00 | 1.61555 | 1.01 | 09.10.2014 03:35:00 | 1.61519 | \$ 2827.48 |
| 1456 | Sell | 08.10.2014 21:40:00 | 1.61523 | 1.02 | 09.10.2014 03:35:00 | 1.6153 | \$ -1768.38 |
| 1455 | Sell | 08.10.2014 21:35:00 | 1.61483 | 1.03 | 09.10.2014 03:35:00 | 1.61517 | \$ -4717.53 |
| 1454 | Sell | 08.10.2014 21:30:00 | 1.61343 | 1.04 | 09.10.2014 03:35:00 | 1.61527 | \$ -21209.33 |
| 1459 | Buy | 09.10.2014 21:30:00 | 1.61128 | 1.03 | 09.10.2014 22:28:00 | 1.61158 | \$ 3256.09 |
| 1460 | Buy | 09.10.2014 21:35:00 | 1.61109 | 1.03 | 09.10.2014 22:28:00 | 1.61141 | \$ 3473.16 |
| 1607 | Buy | 09.10.2014 21:30:00 | 0.8767 | 0.13 | 09.10.2014 23:10:00 | 0.87842 | \$ 2195.78 |
| 1717 | Sell | 09.10.2014 23:30:00 | 136.942 | 1.28 | 10.10.2014 01:30:00 | 136.917 | \$ 1161.56 |
| 1035 | Sell | 09.10.2014 21:25:00 | 1.11712 | 0.16 | 10.10.2014 03:15:00 | 1.1176 | \$ -858.88 |
| 813 | Buy | 13.10.2014 01:50:00 | 0.95528 | 0.51 | 13.10.2014 03:10:00 | 0.95668 | \$ 8218.69 |
| 812 | Buy | 13.10.2014 01:30:00 | 0.95547 | 0.52 | 13.10.2014 03:10:00 | 0.95665 | \$ 7062.18 |
| 811 | Buy | 13.10.2014 00:00:00 | 0.95665 | 0.52 | 13.10.2014 03:10:00 | 0.95661 | \$ -244.77 |
| 1347 | Sell | 13.10.2014 01:30:00 | 1.26456 | 0.77 | 13.10.2014 03:10:00 | 1.2635 | \$ 8604.62 |
| 1346 | Sell | 13.10.2014 00:00:00 | 1.26313 | 0.78 | 13.10.2014 03:10:00 | 1.26346 | \$ -2713.59 |
| 749 | Buy | 13.10.2014 00:30:00 | 107.461 | 0.32 | 13.10.2014 06:30:00 | 107.216 | \$ -8235.22 |
| 1462 | Sell | 13.10.2014 01:30:00 | 1.60927 | 1.02 | 13.10.2014 09:50:00 | 1.61022 | \$ -10215.49 |
| 1461 | Sell | 13.10.2014 00:00:00 | 1.60717 | 1.04 | 13.10.2014 09:50:00 | 1.61014 | \$ -32563.06 |
| 1718 | Buy | 13.10.2014 23:00:00 | 135.904 | 1.29 | 13.10.2014 23:23:00 | 135.992 | \$ 9598.92 |
| 1463 | Sell | 13.10.2014 23:30:00 | 1.60986 | 1.02 | 14.10.2014 00:07:00 | 1.60926 | \$ 6113.34 |
| 1464 | Sell | 13.10.2014 23:35:00 | 1.61008 | 1.02 | 14.10.2014 00:07:00 | 1.60935 | \$ 7511.24 |
| 753 | Buy | 13.10.2014 23:25:00 | 106.912 | 0.31 | 14.10.2014 01:10:00 | 107.041 | \$ 3561.88 |
| 752 | Buy | 13.10.2014 23:20:00 | 107.024 | 0.32 | 14.10.2014 01:10:00 | 107.045 | \$ 220.78 |
| 751 | Buy | 13.10.2014 23:05:00 | 107.085 | 0.32 | 14.10.2014 01:10:00 | 107.047 | \$ -1667.22 |
| 750 | Buy | 13.10.2014 23:00:00 | 107.093 | 0.32 | 14.10.2014 01:10:00 | 107.035 | \$ -2307.22 |
| 1465 | Sell | 14.10.2014 23:30:00 | 1.5911 | 1.03 | 15.10.2014 01:30:00 | 1.58933 | \$ 18877.8 |
| 1722 | Sell | 15.10.2014 01:25:00 | 135.653 | 1.25 | 15.10.2014 03:55:00 | 135.561 | \$ 9804.39 |
| 1721 | Sell | 15.10.2014 00:30:00 | 135.605 | 1.27 | 15.10.2014 03:55:00 | 135.555 | \$ 4627.87 |
| 1720 | Sell | 14.10.2014 23:55:00 | 135.526 | 1.28 | 15.10.2014 03:55:00 | 135.554 | \$ -5604.31 |
| 1719 | Sell | 14.10.2014 23:30:00 | 135.501 | 1.29 | 15.10.2014 03:55:00 | 135.554 | \$ -8872.62 |
| 755 | Sell | 15.10.2014 01:40:00 | 107.287 | 0.32 | 15.10.2014 04:05:00 | 107.158 | \$ 3732.78 |
| 754 | Sell | 15.10.2014 01:30:00 | 107.252 | 0.32 | 15.10.2014 04:05:00 | 107.172 | \$ 2164.78 |
| 758 | Sell | 15.10.2014 22:40:00 | 106.208 | 0.32 | 15.10.2014 23:20:00 | 105.892 | \$ 9716.78 |
| 757 | Sell | 15.10.2014 22:15:00 | 106.151 | 0.32 | 15.10.2014 23:20:00 | 105.888 | \$ 8020.78 |
| 756 | Sell | 15.10.2014 22:05:00 | 106.079 | 0.32 | 15.10.2014 23:20:00 | 105.889 | \$ 5684.78 |
| 1725 | Sell | 15.10.2014 22:40:00 | 135.881 | 1.26 | 15.10.2014 23:22:00 | 135.848 | \$ 2445.9 |
| 1726 | Sell | 15.10.2014 22:45:00 | 135.962 | 1.24 | 15.10.2014 23:22:00 | 135.849 | \$ 12326.0 |
| 1727 | Sell | 15.10.2014 23:30:00 | 135.988 | 1.26 | 16.10.2014 00:50:00 | 135.958 | \$ 1223.46 |
| 1728 | Sell | 15.10.2014 23:50:00 | 136.015 | 1.25 | 16.10.2014 00:50:00 | 135.968 | \$ 3338.65 |

| | | | | | | | |
|------|------|---------------------|---------|------|---------------------|---------|--------------|
| 1724 | Sell | 15.10.2014 22:35:00 | 135.743 | 1.28 | 16.10.2014 01:10:00 | 135.822 | \$ -12705.97 |
| 1723 | Sell | 15.10.2014 22:30:00 | 135.703 | 1.29 | 16.10.2014 01:10:00 | 135.813 | \$ -16803.69 |
| 759 | Sell | 16.10.2014 00:50:00 | 106.041 | 0.33 | 16.10.2014 01:43:00 | 105.973 | \$ 1836.43 |
| 760 | Sell | 16.10.2014 00:55:00 | 106.081 | 0.33 | 16.10.2014 01:43:00 | 105.982 | \$ 2859.43 |
| 1039 | Buy | 15.10.2014 22:40:00 | 1.12694 | 0.16 | 16.10.2014 02:20:00 | 1.12739 | \$ 242.51 |
| 1038 | Buy | 15.10.2014 22:15:00 | 1.12757 | 0.16 | 16.10.2014 02:20:00 | 1.12736 | \$ -600.92 |
| 1037 | Buy | 15.10.2014 22:10:00 | 1.12798 | 0.16 | 16.10.2014 02:20:00 | 1.12731 | \$ -1188.76 |
| 1036 | Buy | 15.10.2014 22:05:00 | 1.12825 | 0.16 | 16.10.2014 02:20:00 | 1.1274 | \$ -1418.79 |
| 312 | Buy | 16.10.2014 00:50:00 | 0.80114 | 0.18 | 16.10.2014 02:50:00 | 0.80185 | \$ 1517.29 |
| 311 | Buy | 16.10.2014 00:05:00 | 0.80133 | 0.18 | 16.10.2014 02:50:00 | 0.80185 | \$ 1051.76 |
| 310 | Buy | 15.10.2014 22:40:00 | 0.80145 | 0.19 | 16.10.2014 02:50:00 | 0.80194 | \$ 730.02 |
| 309 | Buy | 15.10.2014 22:30:00 | 0.80168 | 0.19 | 16.10.2014 02:50:00 | 0.80196 | \$ 186.9 |
| 1040 | Sell | 16.10.2014 02:30:00 | 1.12728 | 0.16 | 16.10.2014 03:10:00 | 1.12562 | \$ 1924.88 |
| 761 | Sell | 16.10.2014 02:10:00 | 106.034 | 0.33 | 16.10.2014 03:15:00 | 105.901 | \$ 3981.43 |
| 1348 | Buy | 16.10.2014 01:00:00 | 1.28149 | 0.78 | 16.10.2014 03:20:00 | 1.28301 | \$ 12493.26 |
| 1611 | Buy | 16.10.2014 02:20:00 | 0.87874 | 0.13 | 16.10.2014 03:30:00 | 0.88074 | \$ 2579.37 |
| 1610 | Buy | 16.10.2014 02:10:00 | 0.8796 | 0.13 | 16.10.2014 03:30:00 | 0.8808 | \$ 1483.4 |
| 1609 | Buy | 16.10.2014 02:05:00 | 0.87983 | 0.13 | 16.10.2014 03:30:00 | 0.8808 | \$ 1168.3 |
| 1608 | Buy | 16.10.2014 02:00:00 | 0.88001 | 0.13 | 16.10.2014 03:30:00 | 0.8808 | \$ 921.71 |
| 814 | Sell | 16.10.2014 01:00:00 | 0.94185 | 0.53 | 16.10.2014 03:35:00 | 0.94076 | \$ 6649.44 |
| 1731 | Sell | 16.10.2014 23:00:00 | 136.196 | 1.26 | 17.10.2014 00:40:00 | 136.086 | \$ 11862.82 |
| 1730 | Sell | 16.10.2014 22:50:00 | 136.165 | 1.27 | 17.10.2014 00:40:00 | 136.103 | \$ 5861.57 |
| 1729 | Sell | 16.10.2014 22:35:00 | 136.086 | 1.29 | 17.10.2014 00:40:00 | 136.086 | \$ -2043.21 |
| 764 | Sell | 16.10.2014 22:50:00 | 106.382 | 0.33 | 17.10.2014 00:55:00 | 106.288 | \$ 2557.48 |
| 763 | Sell | 16.10.2014 22:45:00 | 106.344 | 0.33 | 17.10.2014 00:55:00 | 106.286 | \$ 1369.48 |
| 762 | Sell | 16.10.2014 22:35:00 | 106.321 | 0.33 | 17.10.2014 00:55:00 | 106.28 | \$ 808.48 |
| 1612 | Buy | 20.10.2014 00:00:00 | 0.87571 | 0.13 | 20.10.2014 03:05:00 | 0.87625 | \$ 579.22 |
| 1732 | Sell | 20.10.2014 22:10:00 | 136.924 | 1.28 | 20.10.2014 23:01:00 | 136.862 | \$ 6183.39 |
| 1613 | Buy | 21.10.2014 22:00:00 | 0.87779 | 0.13 | 22.10.2014 03:40:00 | 0.87797 | \$ 57.12 |
| 1736 | Sell | 21.10.2014 22:25:00 | 136.008 | 1.26 | 22.10.2014 04:35:00 | 135.995 | \$ -356.66 |
| 1735 | Sell | 21.10.2014 21:40:00 | 135.987 | 1.27 | 22.10.2014 04:35:00 | 135.999 | \$ -3534.23 |
| 1734 | Sell | 21.10.2014 21:30:00 | 135.951 | 1.28 | 22.10.2014 04:35:00 | 135.994 | \$ -7529.77 |
| 1733 | Sell | 21.10.2014 21:25:00 | 135.938 | 1.29 | 22.10.2014 04:35:00 | 135.999 | \$ -9910.4 |
| 1614 | Buy | 23.10.2014 01:00:00 | 0.87621 | 0.13 | 23.10.2014 05:20:00 | 0.87687 | \$ 743.62 |
| 765 | Buy | 23.10.2014 22:30:00 | 108.101 | 0.33 | 23.10.2014 23:35:00 | 108.292 | \$ 5895.43 |
| 1737 | Buy | 23.10.2014 22:30:00 | 136.806 | 1.28 | 23.10.2014 23:35:00 | 136.972 | \$ 19496.99 |
| 1741 | Buy | 24.10.2014 02:25:00 | 136.814 | 1.25 | 24.10.2014 08:30:00 | 136.707 | \$ -15085.05 |
| 1740 | Buy | 24.10.2014 02:15:00 | 136.827 | 1.26 | 24.10.2014 08:30:00 | 136.708 | \$ -16718.0 |
| 1739 | Buy | 24.10.2014 02:05:00 | 136.842 | 1.27 | 24.10.2014 08:30:00 | 136.708 | \$ -18755.8 |
| 1738 | Buy | 24.10.2014 02:00:00 | 136.866 | 1.28 | 24.10.2014 08:30:00 | 136.705 | \$ -22359.87 |
| 767 | Buy | 24.10.2014 02:20:00 | 108.169 | 0.32 | 24.10.2014 08:35:00 | 108.032 | \$ -4779.22 |
| 766 | Buy | 24.10.2014 02:00:00 | 108.189 | 0.33 | 24.10.2014 08:35:00 | 108.035 | \$ -5489.57 |
| 768 | Sell | 27.10.2014 00:30:00 | 108.291 | 0.32 | 27.10.2014 01:45:00 | 108.193 | \$ 2740.78 |
| 1615 | Buy | 27.10.2014 00:00:00 | 0.88003 | 0.13 | 27.10.2014 01:45:00 | 0.88057 | \$ 579.22 |
| 1468 | Buy | 28.10.2014 21:50:00 | 1.61306 | 1.02 | 29.10.2014 02:25:00 | 1.61357 | \$ 5046.32 |
| 1467 | Buy | 28.10.2014 21:35:00 | 1.61329 | 1.03 | 29.10.2014 02:25:00 | 1.61362 | \$ 3142.14 |
| 1466 | Buy | 28.10.2014 21:30:00 | 1.61352 | 1.03 | 29.10.2014 02:25:00 | 1.61349 | \$ -765.16 |
| 769 | Sell | 29.10.2014 21:30:00 | 108.87 | 0.32 | 29.10.2014 21:46:00 | 108.835 | \$ 724.78 |
| 1041 | Sell | 29.10.2014 21:30:00 | 1.12071 | 0.16 | 29.10.2014 21:46:00 | 1.12053 | \$ 32.54 |
| 1352 | Buy | 29.10.2014 21:50:00 | 1.2637 | 0.76 | 29.10.2014 22:31:00 | 1.2642 | \$ 4004.25 |
| 1042 | Sell | 29.10.2014 21:50:00 | 1.12089 | 0.16 | 29.10.2014 23:08:00 | 1.12017 | \$ 722.99 |
| 1619 | Buy | 29.10.2014 23:10:00 | 0.87793 | 0.13 | 30.10.2014 00:08:00 | 0.87853 | \$ 574.7 |
| 772 | Sell | 29.10.2014 22:40:00 | 108.879 | 0.32 | 30.10.2014 00:45:00 | 108.843 | \$ 358.38 |
| 771 | Sell | 29.10.2014 22:30:00 | 108.84 | 0.32 | 30.10.2014 00:45:00 | 108.85 | \$ -1113.62 |
| 770 | Sell | 29.10.2014 21:50:00 | 108.836 | 0.32 | 30.10.2014 00:45:00 | 108.856 | \$ -1433.62 |
| 1618 | Buy | 29.10.2014 23:05:00 | 0.87854 | 0.13 | 30.10.2014 01:54:00 | 0.87893 | \$ 287.01 |
| 1351 | Buy | 29.10.2014 21:35:00 | 1.26414 | 0.76 | 30.10.2014 02:35:00 | 1.26387 | \$ -3502.85 |
| 1350 | Buy | 29.10.2014 21:30:00 | 1.26442 | 0.77 | 30.10.2014 02:35:00 | 1.2639 | \$ -5577.42 |
| 1349 | Buy | 29.10.2014 21:25:00 | 1.26479 | 0.77 | 30.10.2014 02:35:00 | 1.26396 | \$ -8092.71 |
| 1742 | Buy | 29.10.2014 21:40:00 | 137.545 | 1.26 | 30.10.2014 03:05:00 | 137.545 | \$ -3445.42 |

| | | | | | | | |
|------|------|---------------------|---------|------|---------------------|---------|--------------|
| 1617 | Buy | 29.10.2014 22:30:00 | 0.87927 | 0.13 | 30.10.2014 04:55:00 | 0.8776 | \$ -2535.12 |
| 1616 | Buy | 29.10.2014 21:25:00 | 0.87941 | 0.13 | 30.10.2014 04:55:00 | 0.87762 | \$ -2699.52 |
| 815 | Sell | 29.10.2014 21:30:00 | 0.95397 | 0.52 | 30.10.2014 07:30:00 | 0.95555 | \$ -10353.55 |
| 816 | Sell | 29.10.2014 21:50:00 | 0.95405 | 0.52 | 30.10.2014 07:55:00 | 0.95636 | \$ -14726.3 |
| 1744 | Sell | 30.10.2014 21:30:00 | 137.985 | 1.24 | 30.10.2014 22:25:00 | 137.776 | \$ 24204.97 |
| 1743 | Sell | 30.10.2014 21:25:00 | 137.948 | 1.25 | 30.10.2014 22:25:00 | 137.775 | \$ 19900.5 |
| 1043 | Buy | 03.11.2014 00:00:00 | 1.12826 | 0.15 | 03.11.2014 00:05:00 | 1.12827 | \$ -173.28 |
| 1472 | Buy | 03.11.2014 00:45:00 | 1.59663 | 1.01 | 03.11.2014 04:15:00 | 1.59685 | \$ 2341.43 |
| 1471 | Buy | 03.11.2014 00:40:00 | 1.59719 | 1.02 | 03.11.2014 04:15:00 | 1.59673 | \$ -4944.2 |
| 1470 | Buy | 03.11.2014 00:35:00 | 1.59759 | 1.03 | 03.11.2014 04:15:00 | 1.59685 | \$ -8031.68 |
| 1469 | Buy | 03.11.2014 00:30:00 | 1.59768 | 1.03 | 03.11.2014 04:15:00 | 1.59665 | \$ -11179.23 |
| 1745 | Buy | 03.11.2014 02:30:00 | 140.904 | 1.24 | 03.11.2014 07:05:00 | 140.762 | \$ -19355.27 |
| 774 | Buy | 03.11.2014 21:35:00 | 113.665 | 0.31 | 03.11.2014 23:10:00 | 113.858 | \$ 5600.13 |
| 773 | Buy | 03.11.2014 21:30:00 | 113.755 | 0.31 | 03.11.2014 23:10:00 | 113.854 | \$ 2686.13 |
| 1746 | Buy | 03.11.2014 21:30:00 | 142.04 | 1.22 | 03.11.2014 23:10:00 | 142.215 | \$ 19617.26 |
| 1750 | Buy | 04.11.2014 01:55:00 | 142.037 | 1.2 | 04.11.2014 02:58:00 | 142.065 | \$ 1655.5 |
| 1749 | Buy | 04.11.2014 01:25:00 | 142.09 | 1.21 | 04.11.2014 04:50:00 | 142.154 | \$ 6024.75 |
| 1748 | Buy | 04.11.2014 01:00:00 | 142.118 | 1.22 | 04.11.2014 04:50:00 | 142.138 | \$ 706.23 |
| 1747 | Buy | 04.11.2014 00:35:00 | 142.13 | 1.23 | 04.11.2014 04:50:00 | 142.149 | \$ 588.87 |
| 778 | Buy | 04.11.2014 01:25:00 | 113.746 | 0.3 | 04.11.2014 09:15:00 | 113.596 | \$ -4870.52 |
| 777 | Buy | 04.11.2014 01:00:00 | 113.777 | 0.31 | 04.11.2014 09:15:00 | 113.596 | \$ -5993.87 |
| 776 | Buy | 04.11.2014 00:35:00 | 113.795 | 0.31 | 04.11.2014 09:15:00 | 113.591 | \$ -6706.87 |
| 775 | Buy | 04.11.2014 00:30:00 | 113.846 | 0.31 | 04.11.2014 09:15:00 | 113.606 | \$ -7822.87 |
| 1753 | Buy | 05.11.2014 00:55:00 | 142.387 | 1.21 | 05.11.2014 01:47:00 | 142.432 | \$ 3722.18 |
| 1752 | Buy | 05.11.2014 00:50:00 | 142.415 | 1.22 | 05.11.2014 02:15:00 | 142.561 | \$ 16074.56 |
| 1751 | Buy | 05.11.2014 00:30:00 | 142.446 | 1.23 | 05.11.2014 02:15:00 | 142.57 | \$ 13499.94 |
| 1623 | Sell | 05.11.2014 22:35:00 | 0.85921 | 0.13 | 06.11.2014 00:10:00 | 0.85881 | \$ 313.22 |
| 1622 | Sell | 05.11.2014 22:30:00 | 0.85896 | 0.13 | 06.11.2014 00:10:00 | 0.85873 | \$ 80.24 |
| 1621 | Sell | 05.11.2014 22:15:00 | 0.85863 | 0.13 | 06.11.2014 00:10:00 | 0.85872 | \$ -358.29 |
| 1620 | Sell | 05.11.2014 22:10:00 | 0.85839 | 0.13 | 06.11.2014 00:10:00 | 0.85887 | \$ -892.75 |
| 1757 | Sell | 07.11.2014 00:25:00 | 142.647 | 1.2 | 07.11.2014 01:55:00 | 142.534 | \$ 11848.14 |
| 1756 | Sell | 07.11.2014 00:05:00 | 142.6 | 1.21 | 07.11.2014 01:55:00 | 142.539 | \$ 5655.56 |
| 1755 | Sell | 06.11.2014 23:25:00 | 142.553 | 1.23 | 07.11.2014 01:55:00 | 142.551 | \$ -1781.68 |
| 1754 | Sell | 06.11.2014 23:00:00 | 142.534 | 1.24 | 07.11.2014 01:55:00 | 142.543 | \$ -3159.95 |
| 1474 | Sell | 07.11.2014 01:55:00 | 1.58403 | 1.02 | 07.11.2014 05:20:00 | 1.58313 | \$ 9677.83 |
| 1473 | Sell | 07.11.2014 01:05:00 | 1.58372 | 1.03 | 07.11.2014 05:20:00 | 1.58311 | \$ 6623.73 |
| 1355 | Sell | 07.11.2014 01:25:00 | 1.23821 | 0.73 | 07.11.2014 06:35:00 | 1.23733 | \$ 6772.38 |
| 1354 | Sell | 07.11.2014 01:05:00 | 1.23798 | 0.74 | 07.11.2014 06:35:00 | 1.23734 | \$ 4992.83 |
| 1353 | Sell | 07.11.2014 01:00:00 | 1.23788 | 0.74 | 07.11.2014 06:35:00 | 1.23723 | \$ 5070.85 |
| 1046 | Sell | 10.11.2014 21:35:00 | 1.13821 | 0.15 | 11.11.2014 01:50:00 | 1.1372 | \$ 980.86 |
| 1045 | Sell | 10.11.2014 21:30:00 | 1.13803 | 0.15 | 11.11.2014 01:50:00 | 1.13721 | \$ 753.1 |
| 1044 | Sell | 10.11.2014 21:25:00 | 1.13782 | 0.15 | 11.11.2014 01:50:00 | 1.13707 | \$ 669.19 |
| 1758 | Buy | 11.11.2014 21:30:00 | 143.852 | 1.23 | 11.11.2014 23:40:00 | 144.119 | \$ 31071.64 |
| 1624 | Buy | 12.11.2014 00:00:00 | 0.86841 | 0.12 | 12.11.2014 01:35:00 | 0.86985 | \$ 1672.79 |
| 1759 | Buy | 12.11.2014 02:30:00 | 144.202 | 1.23 | 12.11.2014 03:02:00 | 144.224 | \$ 932.29 |
| 1356 | Buy | 12.11.2014 02:30:00 | 1.24631 | 0.74 | 12.11.2014 04:20:00 | 1.24674 | \$ 3353.04 |
| 1475 | Buy | 12.11.2014 02:30:00 | 1.59143 | 1.03 | 12.11.2014 04:20:00 | 1.59164 | \$ 2279.27 |
| 1625 | Buy | 12.11.2014 21:25:00 | 0.87063 | 0.12 | 12.11.2014 22:05:00 | 0.87174 | \$ 1255.48 |
| 1048 | Sell | 12.11.2014 23:05:00 | 1.13167 | 0.15 | 13.11.2014 02:15:00 | 1.13175 | \$ -414.86 |
| 1047 | Sell | 12.11.2014 22:55:00 | 1.13139 | 0.15 | 13.11.2014 02:15:00 | 1.13163 | \$ -606.64 |
| 1476 | Sell | 13.11.2014 02:30:00 | 1.57752 | 1.03 | 13.11.2014 04:35:00 | 1.57673 | \$ 8578.27 |
| 817 | Sell | 17.11.2014 01:00:00 | 0.95974 | 0.48 | 17.11.2014 02:05:00 | 0.95912 | \$ 3423.37 |
| 1049 | Sell | 17.11.2014 00:40:00 | 1.12931 | 0.15 | 17.11.2014 02:10:00 | 1.1283 | \$ 1025.42 |
| 1358 | Buy | 17.11.2014 01:30:00 | 1.25163 | 0.73 | 17.11.2014 02:10:00 | 1.25393 | \$ 17692.46 |
| 1357 | Buy | 17.11.2014 01:00:00 | 1.25175 | 0.73 | 17.11.2014 02:10:00 | 1.25392 | \$ 16692.45 |
| 779 | Buy | 17.11.2014 02:30:00 | 116.295 | 0.3 | 17.11.2014 03:00:00 | 116.337 | \$ 889.48 |
| 1477 | Sell | 17.11.2014 02:30:00 | 1.56891 | 1.04 | 17.11.2014 03:13:00 | 1.56847 | \$ 4824.16 |
| 1763 | Sell | 18.11.2014 02:30:00 | 145.43 | 1.18 | 18.11.2014 03:15:00 | 145.355 | \$ 7133.82 |
| 1762 | Sell | 18.11.2014 01:30:00 | 145.319 | 1.2 | 18.11.2014 06:50:00 | 145.352 | \$ -5703.85 |
| 1761 | Sell | 18.11.2014 00:10:00 | 145.282 | 1.21 | 18.11.2014 06:50:00 | 145.336 | \$ -8291.84 |

| | | | | | | | |
|------|------|---------------------|---------|------|---------------------|---------|--------------|
| 1760 | Sell | 18.11.2014 00:00:00 | 145.213 | 1.22 | 18.11.2014 06:50:00 | 145.347 | \$ -18119.53 |
| 1359 | Sell | 18.11.2014 02:30:00 | 1.2462 | 0.74 | 18.11.2014 07:10:00 | 1.24718 | \$ -7645.28 |
| 1360 | Buy | 19.11.2014 02:30:00 | 1.25215 | 0.73 | 19.11.2014 07:50:00 | 1.25214 | \$ -76.93 |
| 1626 | Buy | 19.11.2014 02:30:00 | 0.86941 | 0.12 | 19.11.2014 08:50:00 | 0.86734 | \$ -2765.9 |
| 1764 | Buy | 20.11.2014 02:30:00 | 148.076 | 1.19 | 20.11.2014 04:45:00 | 148.2 | \$ 12994.0 |
| 783 | Sell | 21.11.2014 01:10:00 | 118.293 | 0.29 | 21.11.2014 02:05:00 | 118.179 | \$ 2947.83 |
| 782 | Sell | 21.11.2014 00:15:00 | 118.263 | 0.29 | 21.11.2014 02:05:00 | 118.185 | \$ 1903.83 |
| 781 | Sell | 21.11.2014 00:10:00 | 118.221 | 0.29 | 21.11.2014 02:05:00 | 118.181 | \$ 801.83 |
| 780 | Sell | 21.11.2014 00:00:00 | 118.187 | 0.29 | 21.11.2014 02:05:00 | 118.184 | \$ -271.17 |
| 1627 | Buy | 21.11.2014 00:00:00 | 0.86158 | 0.12 | 21.11.2014 02:05:00 | 0.86282 | \$ 1419.88 |
| 1768 | Sell | 21.11.2014 00:20:00 | 148.325 | 1.16 | 21.11.2014 02:15:00 | 148.235 | \$ 8719.35 |
| 1767 | Sell | 21.11.2014 00:15:00 | 148.268 | 1.17 | 21.11.2014 02:15:00 | 148.237 | \$ 1892.12 |
| 1766 | Sell | 21.11.2014 00:10:00 | 148.249 | 1.19 | 21.11.2014 02:15:00 | 148.223 | \$ 1329.88 |
| 1765 | Sell | 21.11.2014 00:00:00 | 148.208 | 1.2 | 21.11.2014 02:15:00 | 148.221 | \$ -3338.47 |
| 1769 | Buy | 24.11.2014 21:40:00 | 147.065 | 1.21 | 24.11.2014 22:55:00 | 147.164 | \$ 10199.53 |
| 1051 | Buy | 25.11.2014 00:00:00 | 1.12789 | 0.14 | 25.11.2014 01:55:00 | 1.12909 | \$ 1168.91 |
| 1050 | Buy | 24.11.2014 23:30:00 | 1.12854 | 0.15 | 25.11.2014 01:55:00 | 1.12918 | \$ 539.32 |
| 1770 | Buy | 25.11.2014 02:30:00 | 147.01 | 1.21 | 25.11.2014 06:45:00 | 146.613 | \$ -49815.83 |
| 1052 | Sell | 25.11.2014 22:30:00 | 1.12612 | 0.15 | 26.11.2014 01:35:00 | 1.12526 | \$ 801.04 |
| 1631 | Sell | 26.11.2014 01:50:00 | 0.85475 | 0.12 | 26.11.2014 04:15:00 | 0.85368 | \$ 1205.35 |
| 1630 | Sell | 26.11.2014 01:45:00 | 0.85457 | 0.12 | 26.11.2014 04:15:00 | 0.85371 | \$ 939.7 |
| 1629 | Sell | 26.11.2014 01:35:00 | 0.85444 | 0.12 | 26.11.2014 04:15:00 | 0.85352 | \$ 1015.6 |
| 1628 | Sell | 26.11.2014 01:30:00 | 0.85378 | 0.12 | 26.11.2014 04:15:00 | 0.85364 | \$ 28.9 |
| 1771 | Buy | 27.11.2014 01:00:00 | 147.063 | 1.2 | 27.11.2014 02:10:00 | 147.179 | \$ 12155.17 |
| 1478 | Buy | 27.11.2014 00:30:00 | 1.57871 | 1.04 | 27.11.2014 02:35:00 | 1.5796 | \$ 9753.51 |
| 1054 | Sell | 27.11.2014 01:30:00 | 1.12551 | 0.15 | 27.11.2014 05:00:00 | 1.12473 | \$ 749.72 |
| 1053 | Sell | 27.11.2014 00:00:00 | 1.12474 | 0.15 | 27.11.2014 05:00:00 | 1.12456 | \$ 30.5 |
| 1057 | Buy | 27.11.2014 23:35:00 | 1.13291 | 0.15 | 28.11.2014 00:45:00 | 1.13387 | \$ 922.69 |
| 1056 | Buy | 27.11.2014 23:20:00 | 1.13306 | 0.15 | 28.11.2014 00:45:00 | 1.13373 | \$ 575.27 |
| 1055 | Buy | 27.11.2014 23:00:00 | 1.13323 | 0.15 | 28.11.2014 00:45:00 | 1.13372 | \$ 359.62 |
| 818 | Buy | 01.12.2014 00:00:00 | 0.96564 | 0.47 | 01.12.2014 00:05:00 | 0.96668 | \$ 5625.25 |
| 784 | Buy | 01.12.2014 00:00:00 | 118.736 | 0.29 | 01.12.2014 00:15:00 | 118.781 | \$ 946.83 |
| 1479 | Sell | 01.12.2014 00:05:00 | 1.56458 | 1.04 | 01.12.2014 00:45:00 | 1.56342 | \$ 12718.23 |
| 1058 | Buy | 01.12.2014 00:00:00 | 1.14279 | 0.15 | 01.12.2014 01:10:00 | 1.14381 | \$ 1036.75 |
| 820 | Sell | 01.12.2014 01:45:00 | 0.96818 | 0.47 | 01.12.2014 03:50:00 | 0.96705 | \$ 6113.24 |
| 819 | Sell | 01.12.2014 01:30:00 | 0.96795 | 0.47 | 01.12.2014 03:50:00 | 0.96706 | \$ 4813.85 |
| 1635 | Buy | 01.12.2014 01:30:00 | 0.84613 | 0.12 | 01.12.2014 09:35:00 | 0.84491 | \$ -1691.0 |
| 1634 | Buy | 01.12.2014 01:25:00 | 0.8466 | 0.12 | 01.12.2014 09:35:00 | 0.84505 | \$ -2108.31 |
| 1633 | Buy | 01.12.2014 01:00:00 | 0.8477 | 0.12 | 01.12.2014 09:35:00 | 0.84497 | \$ -3600.53 |
| 1632 | Buy | 01.12.2014 00:30:00 | 0.84781 | 0.12 | 01.12.2014 09:35:00 | 0.84501 | \$ -3689.04 |
| 785 | Sell | 01.12.2014 22:35:00 | 118.347 | 0.29 | 02.12.2014 01:00:00 | 118.276 | \$ 1580.48 |
| 1483 | Buy | 02.12.2014 00:00:00 | 1.57281 | 1.02 | 02.12.2014 02:40:00 | 1.57381 | \$ 10748.25 |
| 1482 | Buy | 01.12.2014 23:35:00 | 1.57302 | 1.02 | 02.12.2014 02:40:00 | 1.57386 | \$ 8593.25 |
| 1481 | Buy | 01.12.2014 22:20:00 | 1.57369 | 1.04 | 02.12.2014 02:40:00 | 1.57372 | \$ -115.05 |
| 1480 | Buy | 01.12.2014 22:10:00 | 1.5739 | 1.04 | 02.12.2014 02:40:00 | 1.57382 | \$ -1320.54 |
| 1638 | Buy | 02.12.2014 02:00:00 | 0.84786 | 0.12 | 02.12.2014 02:44:00 | 0.84821 | \$ 294.39 |
| 1637 | Buy | 02.12.2014 00:00:00 | 0.84895 | 0.12 | 02.12.2014 05:35:00 | 0.84956 | \$ 623.18 |
| 1636 | Buy | 01.12.2014 22:30:00 | 0.85034 | 0.12 | 02.12.2014 05:35:00 | 0.84942 | \$ -1338.31 |
| 1640 | Sell | 03.12.2014 02:25:00 | 0.84605 | 0.12 | 03.12.2014 02:35:00 | 0.84067 | \$ 6657.51 |
| 1639 | Sell | 03.12.2014 02:00:00 | 0.84581 | 0.12 | 03.12.2014 02:35:00 | 0.84062 | \$ 6417.16 |
| 1485 | Sell | 03.12.2014 02:25:00 | 1.56472 | 1.04 | 03.12.2014 09:40:00 | 1.56277 | \$ 21379.78 |
| 1484 | Sell | 03.12.2014 02:00:00 | 1.56462 | 1.05 | 03.12.2014 09:40:00 | 1.5628 | \$ 20146.34 |
| 1486 | Buy | 03.12.2014 22:25:00 | 1.5682 | 1.06 | 04.12.2014 01:45:00 | 1.56905 | \$ 8137.23 |
| 1641 | Buy | 04.12.2014 01:00:00 | 0.83864 | 0.13 | 04.12.2014 02:35:00 | 0.84177 | \$ 4127.43 |
| 823 | Sell | 04.12.2014 21:45:00 | 0.97261 | 0.47 | 04.12.2014 22:05:00 | 0.97153 | \$ 5842.53 |
| 822 | Sell | 04.12.2014 21:35:00 | 0.97248 | 0.47 | 04.12.2014 22:05:00 | 0.97164 | \$ 4543.15 |
| 821 | Sell | 04.12.2014 21:25:00 | 0.97244 | 0.47 | 04.12.2014 22:05:00 | 0.97161 | \$ 4489.01 |
| 1361 | Buy | 04.12.2014 21:25:00 | 1.23632 | 0.73 | 04.12.2014 22:05:00 | 1.23745 | \$ 8692.38 |
| 313 | Buy | 04.12.2014 21:25:00 | 0.78882 | 0.17 | 04.12.2014 22:25:00 | 0.78961 | \$ 1618.12 |
| 1773 | Buy | 04.12.2014 21:30:00 | 148.155 | 1.18 | 04.12.2014 22:40:00 | 148.238 | \$ 8045.71 |

| | | | | | | | |
|------|------|---------------------|---------|------|---------------------|---------|--------------|
| 1772 | Buy | 04.12.2014 21:25:00 | 148.184 | 1.19 | 04.12.2014 22:40:00 | 148.245 | \$ 5495.75 |
| 787 | Buy | 08.12.2014 02:05:00 | 121.54 | 0.29 | 08.12.2014 02:39:00 | 121.568 | \$ 453.83 |
| 788 | Buy | 08.12.2014 02:10:00 | 121.506 | 0.28 | 08.12.2014 02:39:00 | 121.558 | \$ 1110.18 |
| 1364 | Sell | 08.12.2014 01:50:00 | 1.23026 | 0.71 | 08.12.2014 03:12:00 | 1.22992 | \$ 2544.91 |
| 1363 | Sell | 08.12.2014 01:45:00 | 1.22997 | 0.72 | 08.12.2014 06:00:00 | 1.22859 | \$ 10474.83 |
| 1362 | Sell | 08.12.2014 01:30:00 | 1.22954 | 0.72 | 08.12.2014 06:00:00 | 1.22854 | \$ 7590.46 |
| 786 | Buy | 08.12.2014 02:00:00 | 121.619 | 0.29 | 08.12.2014 12:05:00 | 121.138 | \$ -14307.17 |
| 792 | Sell | 08.12.2014 23:20:00 | 120.782 | 0.28 | 09.12.2014 00:45:00 | 120.59 | \$ 4913.98 |
| 791 | Sell | 08.12.2014 23:10:00 | 120.718 | 0.28 | 09.12.2014 00:45:00 | 120.596 | \$ 2953.98 |
| 790 | Sell | 08.12.2014 23:05:00 | 120.701 | 0.29 | 09.12.2014 00:45:00 | 120.596 | \$ 2566.48 |
| 789 | Sell | 08.12.2014 23:00:00 | 120.653 | 0.29 | 09.12.2014 00:45:00 | 120.584 | \$ 1522.48 |
| 1776 | Sell | 08.12.2014 23:55:00 | 148.691 | 1.17 | 09.12.2014 00:45:00 | 148.482 | \$ 22452.3 |
| 1775 | Sell | 08.12.2014 23:45:00 | 148.671 | 1.18 | 09.12.2014 00:45:00 | 148.486 | \$ 19812.41 |
| 1774 | Sell | 08.12.2014 23:30:00 | 148.658 | 1.19 | 09.12.2014 00:45:00 | 148.485 | \$ 18552.53 |
| 1487 | Buy | 08.12.2014 23:00:00 | 1.56444 | 1.06 | 09.12.2014 00:55:00 | 1.56584 | \$ 15185.3 |
| 1777 | Sell | 09.12.2014 02:30:00 | 148.736 | 1.2 | 09.12.2014 03:50:00 | 148.615 | \$ 12735.18 |
| 793 | Sell | 09.12.2014 02:30:00 | 120.859 | 0.29 | 09.12.2014 05:05:00 | 120.824 | \$ 656.83 |
| 1488 | Buy | 09.12.2014 02:30:00 | 1.56437 | 1.06 | 09.12.2014 06:40:00 | 1.56454 | \$ 1898.86 |
| 1642 | Buy | 09.12.2014 02:30:00 | 0.82705 | 0.13 | 09.12.2014 08:25:00 | 0.82474 | \$ -3325.18 |
| 1778 | Sell | 09.12.2014 22:30:00 | 148.039 | 1.21 | 09.12.2014 23:34:00 | 148.02 | \$ 507.61 |
| 795 | Sell | 09.12.2014 22:15:00 | 119.708 | 0.29 | 09.12.2014 23:35:00 | 119.672 | \$ 685.83 |
| 827 | Sell | 09.12.2014 22:15:00 | 0.97184 | 0.47 | 09.12.2014 23:50:00 | 0.97113 | \$ 3839.31 |
| 826 | Sell | 09.12.2014 22:05:00 | 0.97131 | 0.47 | 09.12.2014 23:50:00 | 0.97128 | \$ 157.73 |
| 825 | Sell | 09.12.2014 21:50:00 | 0.97099 | 0.47 | 09.12.2014 23:50:00 | 0.97118 | \$ -1033.38 |
| 824 | Sell | 09.12.2014 21:30:00 | 0.97091 | 0.47 | 09.12.2014 23:50:00 | 0.97119 | \$ -1520.64 |
| 796 | Sell | 10.12.2014 00:00:00 | 119.681 | 0.29 | 10.12.2014 00:45:00 | 119.482 | \$ 5412.83 |
| 794 | Sell | 09.12.2014 22:05:00 | 119.543 | 0.29 | 10.12.2014 00:45:00 | 119.499 | \$ 797.48 |
| 1368 | Buy | 09.12.2014 22:15:00 | 1.23676 | 0.72 | 10.12.2014 00:45:00 | 1.23753 | \$ 5418.66 |
| 1367 | Buy | 09.12.2014 22:05:00 | 1.23739 | 0.72 | 10.12.2014 00:45:00 | 1.23769 | \$ 1852.77 |
| 1366 | Buy | 09.12.2014 22:00:00 | 1.23763 | 0.73 | 10.12.2014 00:45:00 | 1.23769 | \$ 32.33 |
| 1365 | Buy | 09.12.2014 21:25:00 | 1.23779 | 0.73 | 10.12.2014 00:45:00 | 1.23756 | \$ -2198.45 |
| 1491 | Buy | 09.12.2014 22:15:00 | 1.56535 | 1.05 | 10.12.2014 00:45:00 | 1.56712 | \$ 19135.85 |
| 1490 | Buy | 09.12.2014 21:35:00 | 1.56598 | 1.06 | 10.12.2014 00:45:00 | 1.56707 | \$ 11722.67 |
| 1489 | Buy | 09.12.2014 21:30:00 | 1.5662 | 1.06 | 10.12.2014 00:45:00 | 1.56694 | \$ 7813.27 |
| 1779 | Sell | 10.12.2014 00:00:00 | 148.091 | 1.21 | 10.12.2014 00:45:00 | 147.876 | \$ 24222.97 |
| 1646 | Buy | 09.12.2014 22:05:00 | 0.8301 | 0.13 | 10.12.2014 01:05:00 | 0.82974 | \$ -682.66 |
| 1645 | Buy | 09.12.2014 22:00:00 | 0.83031 | 0.13 | 10.12.2014 01:05:00 | 0.82986 | \$ -805.96 |
| 1644 | Buy | 09.12.2014 21:50:00 | 0.83057 | 0.13 | 10.12.2014 01:05:00 | 0.82983 | \$ -1203.24 |
| 1643 | Buy | 09.12.2014 21:25:00 | 0.83085 | 0.13 | 10.12.2014 01:05:00 | 0.82975 | \$ -1696.43 |
| 1060 | Buy | 11.12.2014 02:15:00 | 1.1465 | 0.15 | 11.12.2014 10:15:00 | 1.14582 | \$ -999.94 |
| 1059 | Buy | 11.12.2014 02:00:00 | 1.14656 | 0.15 | 11.12.2014 10:15:00 | 1.14574 | \$ -1167.66 |
| 1782 | Buy | 11.12.2014 21:45:00 | 147.605 | 1.2 | 11.12.2014 22:43:00 | 147.642 | \$ 2668.75 |
| 1783 | Buy | 11.12.2014 21:50:00 | 147.574 | 1.19 | 11.12.2014 22:43:00 | 147.641 | \$ 6217.0 |
| 800 | Buy | 11.12.2014 21:50:00 | 119.176 | 0.29 | 11.12.2014 22:44:00 | 119.213 | \$ 714.83 |
| 1785 | Buy | 11.12.2014 23:05:00 | 147.348 | 1.17 | 11.12.2014 23:29:00 | 147.43 | \$ 7869.98 |
| 1786 | Buy | 11.12.2014 23:40:00 | 147.368 | 1.18 | 12.12.2014 00:56:00 | 147.422 | \$ 4098.59 |
| 831 | Buy | 11.12.2014 23:50:00 | 0.9678 | 0.47 | 12.12.2014 01:40:00 | 0.96909 | \$ 6972.1 |
| 830 | Buy | 11.12.2014 23:45:00 | 0.96819 | 0.47 | 12.12.2014 01:40:00 | 0.96894 | \$ 4048.86 |
| 829 | Buy | 11.12.2014 23:35:00 | 0.96853 | 0.47 | 12.12.2014 01:40:00 | 0.96897 | \$ 2370.7 |
| 828 | Buy | 11.12.2014 23:30:00 | 0.96886 | 0.48 | 12.12.2014 01:40:00 | 0.969 | \$ 762.57 |
| 1064 | Buy | 12.12.2014 00:05:00 | 1.15194 | 0.14 | 12.12.2014 01:40:00 | 1.15266 | \$ 632.18 |
| 1063 | Buy | 12.12.2014 00:00:00 | 1.15206 | 0.14 | 12.12.2014 01:40:00 | 1.15264 | \$ 475.64 |
| 1062 | Buy | 11.12.2014 23:10:00 | 1.15266 | 0.14 | 12.12.2014 01:40:00 | 1.15252 | \$ -368.82 |
| 1061 | Buy | 11.12.2014 23:00:00 | 1.15286 | 0.14 | 12.12.2014 01:40:00 | 1.15252 | \$ -592.45 |
| 1372 | Sell | 11.12.2014 23:50:00 | 1.24095 | 0.72 | 12.12.2014 01:40:00 | 1.23963 | \$ 9960.22 |
| 1371 | Sell | 11.12.2014 23:45:00 | 1.24054 | 0.73 | 12.12.2014 01:40:00 | 1.23974 | \$ 6096.7 |
| 1370 | Sell | 11.12.2014 23:35:00 | 1.23995 | 0.73 | 12.12.2014 01:40:00 | 1.23963 | \$ 2402.69 |
| 1369 | Sell | 11.12.2014 23:30:00 | 1.23949 | 0.74 | 12.12.2014 01:40:00 | 1.23958 | \$ -762.93 |
| 1493 | Sell | 12.12.2014 00:05:00 | 1.57359 | 1.07 | 12.12.2014 01:45:00 | 1.57229 | \$ 14664.34 |
| 1492 | Sell | 12.12.2014 00:00:00 | 1.57307 | 1.07 | 12.12.2014 01:45:00 | 1.57225 | \$ 9249.81 |

| | | | | | | | |
|------|------|---------------------|---------|------|---------------------|---------|--------------|
| 1647 | Sell | 12.12.2014 00:20:00 | 0.82734 | 0.13 | 12.12.2014 01:45:00 | 0.82561 | \$ 2210.27 |
| 801 | Buy | 11.12.2014 23:00:00 | 119.066 | 0.29 | 12.12.2014 01:50:00 | 119.101 | \$ 606.08 |
| 799 | Buy | 11.12.2014 21:45:00 | 119.198 | 0.29 | 12.12.2014 01:50:00 | 119.1 | \$ -3250.92 |
| 798 | Buy | 11.12.2014 21:40:00 | 119.254 | 0.29 | 12.12.2014 01:50:00 | 119.114 | \$ -4468.92 |
| 797 | Buy | 11.12.2014 21:30:00 | 119.338 | 0.29 | 12.12.2014 01:50:00 | 119.117 | \$ -6817.92 |
| 1784 | Buy | 11.12.2014 23:00:00 | 147.52 | 1.2 | 12.12.2014 03:40:00 | 147.682 | \$ 17126.21 |
| 1781 | Buy | 11.12.2014 21:40:00 | 147.657 | 1.21 | 12.12.2014 03:40:00 | 147.691 | \$ 1779.22 |
| 1780 | Buy | 11.12.2014 21:35:00 | 147.744 | 1.22 | 12.12.2014 03:40:00 | 147.685 | \$ -9553.23 |
| 1788 | Buy | 15.12.2014 00:35:00 | 147.496 | 1.22 | 15.12.2014 01:10:00 | 147.534 | \$ 2836.66 |
| 1789 | Buy | 15.12.2014 00:50:00 | 147.474 | 1.21 | 15.12.2014 01:10:00 | 147.522 | \$ 4023.48 |
| 1790 | Buy | 15.12.2014 00:55:00 | 147.404 | 1.2 | 15.12.2014 01:10:00 | 147.531 | \$ 13471.1 |
| 1793 | Buy | 15.12.2014 01:30:00 | 147.074 | 1.19 | 15.12.2014 02:00:00 | 147.173 | \$ 10030.84 |
| 1787 | Buy | 15.12.2014 00:30:00 | 147.521 | 1.23 | 15.12.2014 03:00:00 | 147.579 | \$ 5319.53 |
| 1791 | Buy | 15.12.2014 01:15:00 | 147.224 | 1.22 | 15.12.2014 03:00:00 | 147.585 | \$ 42245.95 |
| 1792 | Buy | 15.12.2014 01:25:00 | 147.209 | 1.21 | 15.12.2014 03:00:00 | 147.595 | \$ 44924.77 |
| 1796 | Sell | 15.12.2014 23:55:00 | 146.644 | 1.24 | 16.12.2014 00:08:00 | 146.608 | \$ 2369.03 |
| 1494 | Sell | 15.12.2014 22:30:00 | 1.56493 | 1.08 | 16.12.2014 00:13:00 | 1.56421 | \$ 7839.22 |
| 1495 | Sell | 15.12.2014 22:35:00 | 1.56525 | 1.07 | 16.12.2014 00:13:00 | 1.56427 | \$ 10699.51 |
| 1797 | Sell | 16.12.2014 00:15:00 | 146.757 | 1.23 | 16.12.2014 00:23:00 | 146.717 | \$ 3114.97 |
| 804 | Sell | 15.12.2014 23:55:00 | 117.907 | 0.29 | 16.12.2014 01:10:00 | 117.735 | \$ 4509.48 |
| 803 | Sell | 15.12.2014 23:40:00 | 117.829 | 0.29 | 16.12.2014 01:10:00 | 117.737 | \$ 2189.48 |
| 802 | Sell | 15.12.2014 23:30:00 | 117.818 | 0.3 | 16.12.2014 01:10:00 | 117.726 | \$ 2264.98 |
| 1795 | Sell | 15.12.2014 23:40:00 | 146.532 | 1.26 | 16.12.2014 04:00:00 | 146.433 | \$ 10346.55 |
| 1794 | Sell | 15.12.2014 23:30:00 | 146.501 | 1.27 | 16.12.2014 04:00:00 | 146.424 | \$ 7635.07 |
| 833 | Sell | 16.12.2014 21:45:00 | 0.96207 | 0.48 | 16.12.2014 22:50:00 | 0.96013 | \$ 10722.04 |
| 832 | Sell | 16.12.2014 21:30:00 | 0.96135 | 0.49 | 16.12.2014 22:50:00 | 0.96013 | \$ 6881.38 |
| 1376 | Buy | 16.12.2014 21:45:00 | 1.24828 | 0.73 | 16.12.2014 22:50:00 | 1.25073 | \$ 18846.31 |
| 1375 | Buy | 16.12.2014 21:40:00 | 1.24906 | 0.74 | 16.12.2014 22:50:00 | 1.25064 | \$ 12320.44 |
| 1374 | Buy | 16.12.2014 21:30:00 | 1.24911 | 0.74 | 16.12.2014 22:50:00 | 1.25081 | \$ 13256.18 |
| 1373 | Buy | 16.12.2014 21:25:00 | 1.24929 | 0.75 | 16.12.2014 22:50:00 | 1.2507 | \$ 11143.41 |
| 1499 | Buy | 16.12.2014 21:55:00 | 1.57248 | 1.05 | 16.12.2014 23:30:00 | 1.57458 | \$ 23235.19 |
| 1498 | Buy | 16.12.2014 21:45:00 | 1.57301 | 1.07 | 16.12.2014 23:30:00 | 1.57453 | \$ 17138.19 |
| 1497 | Buy | 16.12.2014 21:35:00 | 1.57332 | 1.08 | 16.12.2014 23:30:00 | 1.57457 | \$ 14225.63 |
| 1496 | Buy | 16.12.2014 21:30:00 | 1.57352 | 1.08 | 16.12.2014 23:30:00 | 1.57457 | \$ 11949.53 |
| 805 | Sell | 17.12.2014 02:30:00 | 117.052 | 0.3 | 17.12.2014 02:54:00 | 116.9 | \$ 4189.48 |
| 1798 | Sell | 17.12.2014 02:30:00 | 146.352 | 1.28 | 17.12.2014 02:54:00 | 146.167 | \$ 21806.77 |
| 1648 | Sell | 17.12.2014 21:30:00 | 0.82162 | 0.13 | 17.12.2014 21:35:00 | 0.82041 | \$ 1497.65 |
| 1065 | Sell | 17.12.2014 22:00:00 | 1.16678 | 0.15 | 17.12.2014 22:21:00 | 1.16475 | \$ 2248.09 |
| 1802 | Sell | 17.12.2014 22:20:00 | 146.514 | 1.23 | 17.12.2014 23:23:00 | 146.409 | \$ 11112.85 |
| 1803 | Sell | 18.12.2014 01:05:00 | 146.667 | 1.22 | 18.12.2014 01:41:00 | 146.636 | \$ 1992.75 |
| 1801 | Sell | 17.12.2014 22:15:00 | 146.408 | 1.25 | 18.12.2014 03:00:00 | 146.408 | \$ -2666.48 |
| 1800 | Sell | 17.12.2014 21:50:00 | 146.313 | 1.27 | 18.12.2014 03:00:00 | 146.407 | \$ -14645.86 |
| 1799 | Sell | 17.12.2014 21:45:00 | 146.3 | 1.28 | 18.12.2014 03:00:00 | 146.407 | \$ -16424.97 |
| 806 | Buy | 18.12.2014 21:30:00 | 118.741 | 0.3 | 18.12.2014 22:18:00 | 118.777 | \$ 709.48 |
| 807 | Buy | 18.12.2014 21:35:00 | 118.716 | 0.29 | 18.12.2014 22:18:00 | 118.768 | \$ 1149.83 |
| 1807 | Sell | 19.12.2014 01:20:00 | 146.239 | 1.24 | 19.12.2014 02:15:00 | 146.044 | \$ 22366.72 |
| 1806 | Sell | 19.12.2014 01:15:00 | 146.183 | 1.26 | 19.12.2014 02:15:00 | 146.041 | \$ 16049.96 |
| 1805 | Sell | 19.12.2014 01:05:00 | 146.177 | 1.27 | 19.12.2014 02:15:00 | 146.028 | \$ 17066.63 |
| 1804 | Sell | 19.12.2014 01:00:00 | 146.154 | 1.28 | 19.12.2014 02:15:00 | 146.046 | \$ 11953.25 |
| 1808 | Buy | 22.12.2014 22:00:00 | 146.6 | 1.29 | 23.12.2014 00:19:00 | 146.716 | \$ 12488.39 |
| 1066 | Buy | 23.12.2014 00:00:00 | 1.16272 | 0.14 | 23.12.2014 01:25:00 | 1.16415 | \$ 1426.09 |
| 835 | Sell | 22.12.2014 22:30:00 | 0.98498 | 0.48 | 23.12.2014 03:25:00 | 0.98353 | \$ 7740.67 |
| 834 | Sell | 22.12.2014 22:00:00 | 0.98473 | 0.48 | 23.12.2014 03:25:00 | 0.98362 | \$ 5860.72 |
| 1379 | Buy | 22.12.2014 22:30:00 | 1.22169 | 0.75 | 23.12.2014 03:25:00 | 1.22309 | \$ 10623.41 |
| 1378 | Buy | 22.12.2014 22:25:00 | 1.222 | 0.75 | 23.12.2014 03:25:00 | 1.22321 | \$ 9121.81 |
| 1377 | Buy | 22.12.2014 22:00:00 | 1.2221 | 0.76 | 23.12.2014 03:25:00 | 1.22327 | \$ 8923.1 |
| 1500 | Sell | 23.12.2014 22:00:00 | 1.55204 | 1.1 | 23.12.2014 23:28:00 | 1.55102 | \$ 11828.46 |
| 1502 | Sell | 24.12.2014 01:30:00 | 1.55212 | 1.1 | 24.12.2014 04:00:00 | 1.55175 | \$ 4290.71 |
| 1501 | Sell | 24.12.2014 00:00:00 | 1.55179 | 1.1 | 24.12.2014 04:00:00 | 1.55176 | \$ 347.9 |
| 1649 | Sell | 24.12.2014 01:30:00 | 0.81144 | 0.13 | 24.12.2014 04:55:00 | 0.81076 | \$ 771.33 |

| | | | | | | | |
|------|------|---------------------|---------|------|---------------------|---------|--------------|
| 1810 | Buy | 25.12.2014 00:40:00 | 146.756 | 1.28 | 25.12.2014 06:55:00 | 146.77 | \$ -86.32 |
| 1809 | Buy | 25.12.2014 00:30:00 | 146.766 | 1.29 | 25.12.2014 06:55:00 | 146.757 | \$ -3054.36 |
| 1811 | Sell | 26.12.2014 01:00:00 | 147.022 | 1.29 | 26.12.2014 01:48:00 | 146.993 | \$ 1844.43 |
| 811 | Sell | 26.12.2014 01:35:00 | 120.349 | 0.29 | 26.12.2014 03:05:00 | 120.203 | \$ 3875.83 |
| 810 | Sell | 26.12.2014 01:25:00 | 120.33 | 0.29 | 26.12.2014 03:05:00 | 120.218 | \$ 2889.83 |
| 809 | Sell | 26.12.2014 01:20:00 | 120.309 | 0.29 | 26.12.2014 03:05:00 | 120.215 | \$ 2367.83 |
| 808 | Sell | 26.12.2014 01:10:00 | 120.264 | 0.29 | 26.12.2014 03:05:00 | 120.204 | \$ 1381.83 |
| 837 | Sell | 26.12.2014 01:45:00 | 0.98499 | 0.48 | 26.12.2014 03:50:00 | 0.98385 | \$ 6298.6 |
| 836 | Sell | 26.12.2014 01:30:00 | 0.98478 | 0.48 | 26.12.2014 03:50:00 | 0.98393 | \$ 4695.1 |
| 1381 | Buy | 26.12.2014 01:45:00 | 1.22062 | 0.76 | 26.12.2014 03:50:00 | 1.22187 | \$ 10010.63 |
| 1380 | Buy | 26.12.2014 01:30:00 | 1.22073 | 0.77 | 26.12.2014 03:50:00 | 1.22185 | \$ 9087.54 |
| 812 | Buy | 01.01.2015 00:00:00 | 119.731 | 0.3 | 02.01.2015 00:00:00 | 119.745 | \$ -3.02 |
| 813 | Buy | 05.01.2015 02:30:00 | 120.149 | 0.29 | 05.01.2015 03:14:00 | 120.199 | \$ 1091.83 |
| 1067 | Buy | 05.01.2015 02:30:00 | 1.17844 | 0.14 | 05.01.2015 03:50:00 | 1.17976 | \$ 1303.09 |
| 1503 | Sell | 05.01.2015 02:30:00 | 1.53066 | 1.11 | 05.01.2015 05:00:00 | 1.52911 | \$ 18138.03 |
| 314 | Buy | 05.01.2015 01:40:00 | 0.78109 | 0.18 | 05.01.2015 08:50:00 | 0.78167 | \$ 1198.78 |
| 1068 | Buy | 05.01.2015 21:25:00 | 1.17509 | 0.14 | 05.01.2015 22:02:00 | 1.17529 | \$ 50.72 |
| 814 | Sell | 05.01.2015 23:00:00 | 119.663 | 0.3 | 06.01.2015 00:35:00 | 119.539 | \$ 3224.98 |
| 1813 | Sell | 05.01.2015 22:50:00 | 142.934 | 1.31 | 06.01.2015 00:35:00 | 142.606 | \$ 40803.26 |
| 1812 | Sell | 05.01.2015 22:25:00 | 142.855 | 1.33 | 06.01.2015 00:35:00 | 142.59 | \$ 33048.5 |
| 1385 | Sell | 05.01.2015 22:30:00 | 1.19446 | 0.77 | 06.01.2015 00:40:00 | 1.19274 | \$ 13898.94 |
| 1384 | Sell | 05.01.2015 21:45:00 | 1.19402 | 0.78 | 06.01.2015 00:40:00 | 1.19278 | \$ 10132.41 |
| 1383 | Sell | 05.01.2015 21:30:00 | 1.19375 | 0.79 | 06.01.2015 00:40:00 | 1.19272 | \$ 8513.34 |
| 1382 | Sell | 05.01.2015 21:25:00 | 1.19359 | 0.79 | 06.01.2015 00:40:00 | 1.19286 | \$ 6014.82 |
| 1506 | Sell | 05.01.2015 22:15:00 | 1.52623 | 1.09 | 06.01.2015 01:39:00 | 1.52567 | \$ 6073.23 |
| 1507 | Sell | 05.01.2015 22:20:00 | 1.52629 | 1.08 | 06.01.2015 01:39:00 | 1.52574 | \$ 5903.65 |
| 1504 | Sell | 05.01.2015 21:25:00 | 1.52573 | 1.11 | 06.01.2015 07:25:00 | 1.52597 | \$ -3176.9 |
| 1505 | Sell | 05.01.2015 22:10:00 | 1.52591 | 1.1 | 06.01.2015 08:10:00 | 1.52557 | \$ 3577.71 |
| 815 | Sell | 06.01.2015 22:00:00 | 118.628 | 0.3 | 06.01.2015 23:14:00 | 118.606 | \$ 289.48 |
| 816 | Sell | 06.01.2015 22:05:00 | 118.632 | 0.3 | 06.01.2015 23:14:00 | 118.597 | \$ 679.48 |
| 817 | Sell | 06.01.2015 22:15:00 | 118.753 | 0.29 | 06.01.2015 23:14:00 | 118.611 | \$ 3759.83 |
| 818 | Sell | 06.01.2015 22:30:00 | 118.758 | 0.29 | 06.01.2015 23:14:00 | 118.611 | \$ 3904.83 |
| 819 | Sell | 07.01.2015 00:40:00 | 118.653 | 0.3 | 07.01.2015 01:34:00 | 118.628 | \$ 379.48 |
| 822 | Sell | 07.01.2015 02:15:00 | 118.811 | 0.3 | 07.01.2015 05:45:00 | 118.902 | \$ -3100.52 |
| 821 | Sell | 07.01.2015 02:10:00 | 118.757 | 0.3 | 07.01.2015 05:45:00 | 118.9 | \$ -4660.52 |
| 820 | Sell | 07.01.2015 02:05:00 | 118.723 | 0.3 | 07.01.2015 05:45:00 | 118.897 | \$ -5590.52 |
| 1653 | Buy | 07.01.2015 00:00:00 | 0.80822 | 0.13 | 07.01.2015 05:55:00 | 0.80799 | \$ -475.65 |
| 1652 | Buy | 06.01.2015 22:55:00 | 0.80931 | 0.13 | 07.01.2015 05:55:00 | 0.80809 | \$ -1860.83 |
| 1651 | Buy | 06.01.2015 22:45:00 | 0.80955 | 0.13 | 07.01.2015 05:55:00 | 0.80791 | \$ -2436.22 |
| 1650 | Buy | 06.01.2015 22:30:00 | 0.80979 | 0.13 | 07.01.2015 05:55:00 | 0.80791 | \$ -2765.01 |
| 1815 | Sell | 07.01.2015 02:15:00 | 141.06 | 1.35 | 07.01.2015 07:45:00 | 141.187 | \$ -19049.43 |
| 1814 | Sell | 07.01.2015 02:05:00 | 141.028 | 1.36 | 07.01.2015 07:45:00 | 141.196 | \$ -24766.14 |
| 826 | Buy | 07.01.2015 21:50:00 | 118.97 | 0.29 | 07.01.2015 22:12:00 | 119.04 | \$ 1671.83 |
| 1816 | Buy | 07.01.2015 22:00:00 | 140.946 | 1.35 | 07.01.2015 22:33:00 | 141.002 | \$ 5657.15 |
| 1070 | Buy | 07.01.2015 23:00:00 | 1.18205 | 0.14 | 07.01.2015 23:30:00 | 1.18282 | \$ 688.09 |
| 1069 | Buy | 07.01.2015 22:00:00 | 1.18231 | 0.15 | 07.01.2015 23:30:00 | 1.18293 | \$ 557.53 |
| 1654 | Sell | 07.01.2015 22:00:00 | 0.80805 | 0.13 | 07.01.2015 23:41:00 | 0.80783 | \$ 140.93 |
| 825 | Buy | 07.01.2015 21:45:00 | 119.046 | 0.29 | 08.01.2015 00:00:00 | 119.249 | \$ 5376.58 |
| 824 | Buy | 07.01.2015 21:40:00 | 119.137 | 0.3 | 08.01.2015 00:00:00 | 119.259 | \$ 3131.98 |
| 823 | Buy | 07.01.2015 21:25:00 | 119.179 | 0.3 | 08.01.2015 00:00:00 | 119.259 | \$ 1871.98 |
| 840 | Buy | 07.01.2015 21:50:00 | 1.01295 | 0.48 | 08.01.2015 01:05:00 | 1.01491 | \$ 10811.34 |
| 839 | Buy | 07.01.2015 21:45:00 | 1.01327 | 0.48 | 08.01.2015 01:05:00 | 1.01484 | \$ 8655.19 |
| 838 | Buy | 07.01.2015 21:40:00 | 1.01384 | 0.49 | 08.01.2015 01:05:00 | 1.0149 | \$ 5957.18 |
| 1386 | Sell | 07.01.2015 21:40:00 | 1.18464 | 0.81 | 08.01.2015 02:07:00 | 1.18413 | \$ 4155.3 |
| 1387 | Sell | 07.01.2015 21:45:00 | 1.18511 | 0.8 | 08.01.2015 02:07:00 | 1.18427 | \$ 6887.17 |
| 1388 | Sell | 07.01.2015 21:50:00 | 1.1854 | 0.8 | 08.01.2015 02:07:00 | 1.18416 | \$ 10260.72 |
| 1389 | Sell | 07.01.2015 21:55:00 | 1.18551 | 0.79 | 08.01.2015 02:07:00 | 1.18433 | \$ 9632.74 |
| 1509 | Sell | 07.01.2015 21:50:00 | 1.51217 | 1.1 | 08.01.2015 02:08:00 | 1.51128 | \$ 9225.59 |
| 1817 | Sell | 08.01.2015 01:30:00 | 141.289 | 1.35 | 08.01.2015 02:17:00 | 141.254 | \$ 2817.48 |
| 1071 | Buy | 08.01.2015 00:00:00 | 1.18142 | 0.15 | 08.01.2015 03:35:00 | 1.18253 | \$ 1144.58 |

| | | | | | | | |
|------|------|---------------------|---------|------|---------------------|---------|--------------|
| 1508 | Sell | 07.01.2015 21:40:00 | 1.51134 | 1.11 | 08.01.2015 03:35:00 | 1.50976 | \$ 17383.81 |
| 1072 | Sell | 08.01.2015 21:25:00 | 1.18428 | 0.14 | 08.01.2015 21:56:00 | 1.18407 | \$ 62.04 |
| 1073 | Sell | 08.01.2015 22:05:00 | 1.18396 | 0.14 | 08.01.2015 23:30:00 | 1.18338 | \$ 475.99 |
| 1819 | Sell | 09.01.2015 01:40:00 | 141.323 | 1.34 | 09.01.2015 03:15:00 | 141.196 | \$ 15124.24 |
| 1818 | Sell | 09.01.2015 01:30:00 | 141.304 | 1.35 | 09.01.2015 03:15:00 | 141.19 | \$ 13482.34 |
| 1077 | Buy | 12.01.2015 00:45:00 | 1.18481 | 0.15 | 12.01.2015 03:35:00 | 1.186 | \$ 1240.42 |
| 1076 | Buy | 12.01.2015 00:40:00 | 1.18505 | 0.15 | 12.01.2015 03:35:00 | 1.18601 | \$ 964.87 |
| 1075 | Buy | 12.01.2015 00:35:00 | 1.18515 | 0.15 | 12.01.2015 03:35:00 | 1.18592 | \$ 737.24 |
| 1074 | Buy | 12.01.2015 00:31:00 | 1.18521 | 0.15 | 12.01.2015 03:35:00 | 1.18587 | \$ 605.45 |
| 1078 | Sell | 13.01.2015 21:25:00 | 1.1967 | 0.15 | 13.01.2015 22:35:00 | 1.19491 | \$ 1960.41 |
| 1821 | Sell | 13.01.2015 23:40:00 | 138.863 | 1.37 | 14.01.2015 00:21:00 | 138.825 | \$ 2998.07 |
| 1822 | Sell | 14.01.2015 00:40:00 | 138.879 | 1.37 | 14.01.2015 01:15:00 | 138.676 | \$ 25908.45 |
| 1820 | Sell | 13.01.2015 23:30:00 | 138.829 | 1.38 | 14.01.2015 01:15:00 | 138.666 | \$ 20270.43 |
| 1655 | Sell | 14.01.2015 02:30:00 | 0.8186 | 0.13 | 14.01.2015 03:39:00 | 0.81806 | \$ 579.47 |
| 1823 | Sell | 14.01.2015 21:30:00 | 138.226 | 1.4 | 14.01.2015 22:01:00 | 138.183 | \$ 4084.84 |
| 828 | Sell | 14.01.2015 21:30:00 | 117.359 | 0.3 | 14.01.2015 22:02:00 | 117.335 | \$ 349.48 |
| 831 | Sell | 14.01.2015 22:20:00 | 117.392 | 0.3 | 14.01.2015 23:13:00 | 117.355 | \$ 739.48 |
| 1827 | Sell | 14.01.2015 22:20:00 | 138.353 | 1.36 | 15.01.2015 00:15:00 | 138.242 | \$ 12304.56 |
| 1826 | Sell | 14.01.2015 22:15:00 | 138.264 | 1.38 | 15.01.2015 00:15:00 | 138.249 | \$ -761.28 |
| 1825 | Sell | 14.01.2015 22:10:00 | 138.233 | 1.39 | 15.01.2015 00:15:00 | 138.236 | \$ -3268.49 |
| 1824 | Sell | 14.01.2015 22:05:00 | 138.212 | 1.4 | 15.01.2015 00:15:00 | 138.242 | \$ -7071.61 |
| 830 | Sell | 14.01.2015 22:10:00 | 117.343 | 0.3 | 15.01.2015 00:20:00 | 117.24 | \$ 2345.98 |
| 829 | Sell | 14.01.2015 22:05:00 | 117.33 | 0.3 | 15.01.2015 00:20:00 | 117.25 | \$ 1655.98 |
| 827 | Sell | 14.01.2015 21:25:00 | 117.288 | 0.3 | 15.01.2015 00:20:00 | 117.237 | \$ 785.98 |
| 1657 | Buy | 15.01.2015 02:05:00 | 0.81383 | 0.13 | 15.01.2015 02:35:00 | 0.81957 | \$ 7703.04 |
| 1656 | Buy | 15.01.2015 02:00:00 | 0.81397 | 0.13 | 15.01.2015 02:35:00 | 0.81954 | \$ 7470.15 |
| 835 | Sell | 15.01.2015 02:15:00 | 117.614 | 0.3 | 15.01.2015 02:53:00 | 117.555 | \$ 1399.48 |
| 834 | Sell | 15.01.2015 02:10:00 | 117.556 | 0.3 | 15.01.2015 05:40:00 | 117.618 | \$ -2230.52 |
| 833 | Sell | 15.01.2015 02:05:00 | 117.51 | 0.3 | 15.01.2015 05:40:00 | 117.615 | \$ -3520.52 |
| 832 | Sell | 15.01.2015 02:00:00 | 117.423 | 0.3 | 15.01.2015 05:40:00 | 117.618 | \$ -6220.52 |
| 1082 | Sell | 15.01.2015 21:45:00 | 1.19738 | 0.15 | 15.01.2015 23:11:00 | 1.19728 | \$ -65.39 |
| 1081 | Sell | 15.01.2015 21:40:00 | 1.19623 | 0.15 | 15.01.2015 23:45:00 | 1.19527 | \$ 965.49 |
| 1080 | Sell | 15.01.2015 21:35:00 | 1.19572 | 0.15 | 15.01.2015 23:45:00 | 1.19524 | \$ 390.12 |
| 1079 | Sell | 15.01.2015 21:25:00 | 1.1955 | 0.15 | 15.01.2015 23:45:00 | 1.19529 | \$ 66.46 |
| 1393 | Sell | 16.01.2015 01:30:00 | 1.16357 | 0.83 | 16.01.2015 02:25:00 | 1.16144 | \$ 18637.73 |
| 1392 | Sell | 15.01.2015 23:55:00 | 1.16326 | 0.84 | 16.01.2015 02:25:00 | 1.16132 | \$ 17110.69 |
| 1391 | Sell | 15.01.2015 23:45:00 | 1.16303 | 0.85 | 16.01.2015 02:25:00 | 1.16142 | \$ 14357.27 |
| 1390 | Sell | 15.01.2015 23:35:00 | 1.16228 | 0.85 | 16.01.2015 02:25:00 | 1.16141 | \$ 7726.17 |
| 1658 | Buy | 16.01.2015 00:30:00 | 0.8189 | 0.13 | 16.01.2015 03:02:00 | 0.82142 | \$ 3291.75 |
| 1659 | Buy | 16.01.2015 00:35:00 | 0.81878 | 0.13 | 16.01.2015 03:02:00 | 0.82137 | \$ 3387.65 |
| 1830 | Buy | 19.01.2015 00:40:00 | 135.688 | 1.4 | 19.01.2015 01:45:00 | 135.886 | \$ 25820.35 |
| 1829 | Buy | 19.01.2015 00:35:00 | 135.709 | 1.42 | 19.01.2015 01:45:00 | 135.878 | \$ 22071.05 |
| 1828 | Buy | 19.01.2015 00:30:00 | 135.726 | 1.43 | 19.01.2015 01:45:00 | 135.888 | \$ 21225.05 |
| 837 | Buy | 19.01.2015 00:35:00 | 117.376 | 0.3 | 19.01.2015 01:50:00 | 117.566 | \$ 5329.48 |
| 836 | Buy | 19.01.2015 00:30:00 | 117.403 | 0.3 | 19.01.2015 01:50:00 | 117.56 | \$ 4339.48 |
| 842 | Sell | 19.01.2015 01:30:00 | 0.86243 | 0.5 | 19.01.2015 02:00:00 | 0.85827 | \$ 23955.3 |
| 841 | Sell | 19.01.2015 01:25:00 | 0.86197 | 0.5 | 19.01.2015 02:00:00 | 0.85823 | \$ 21536.23 |
| 1831 | Buy | 19.01.2015 23:05:00 | 136.427 | 1.44 | 19.01.2015 23:50:00 | 136.458 | \$ 2499.42 |
| 1083 | Buy | 19.01.2015 23:30:00 | 1.19353 | 0.15 | 20.01.2015 01:05:00 | 1.19486 | \$ 1365.97 |
| 845 | Buy | 20.01.2015 01:30:00 | 0.87813 | 0.5 | 20.01.2015 02:00:00 | 0.88001 | \$ 10821.83 |
| 844 | Buy | 20.01.2015 01:25:00 | 0.87842 | 0.5 | 20.01.2015 02:00:00 | 0.87991 | \$ 8575.84 |
| 843 | Buy | 20.01.2015 01:00:00 | 0.87909 | 0.51 | 20.01.2015 02:00:00 | 0.8799 | \$ 4752.95 |
| 1510 | Buy | 19.01.2015 21:25:00 | 1.51238 | 1.12 | 20.01.2015 07:30:00 | 1.50738 | \$ -59487.96 |
| 1511 | Buy | 19.01.2015 22:00:00 | 1.51083 | 1.11 | 20.01.2015 07:55:00 | 1.50771 | \$ -36967.16 |
| 1394 | Buy | 19.01.2015 22:00:00 | 1.16026 | 0.86 | 20.01.2015 08:00:00 | 1.15843 | \$ -17089.57 |
| 846 | Sell | 20.01.2015 21:30:00 | 0.87808 | 0.51 | 20.01.2015 22:28:00 | 0.8777 | \$ 2227.36 |
| 847 | Sell | 20.01.2015 21:35:00 | 0.8784 | 0.5 | 20.01.2015 22:28:00 | 0.87777 | \$ 3623.61 |
| 848 | Sell | 20.01.2015 22:05:00 | 0.87858 | 0.5 | 20.01.2015 22:28:00 | 0.87768 | \$ 5178.72 |
| 1513 | Buy | 20.01.2015 23:40:00 | 1.51417 | 1.09 | 21.01.2015 04:40:00 | 1.51563 | \$ 16304.22 |
| 1512 | Buy | 20.01.2015 23:30:00 | 1.51439 | 1.1 | 21.01.2015 04:40:00 | 1.51567 | \$ 14367.38 |

| | | | | | | | |
|------|------|---------------------|---------|------|---------------------|---------|--------------|
| 1832 | Buy | 21.01.2015 02:00:00 | 137.002 | 1.43 | 21.01.2015 07:55:00 | 136.397 | \$ -88474.11 |
| 838 | Buy | 21.01.2015 01:00:00 | 118.675 | 0.3 | 21.01.2015 08:56:00 | 117.378 | \$ -39280.52 |
| 839 | Buy | 21.01.2015 01:05:00 | 118.645 | 0.3 | 21.01.2015 08:56:00 | 117.358 | \$ -38980.52 |
| 1084 | Buy | 21.01.2015 01:35:00 | 1.21057 | 0.15 | 21.01.2015 09:25:00 | 1.20851 | \$ -2653.24 |
| 1514 | Sell | 21.01.2015 21:30:00 | 1.51369 | 1.1 | 21.01.2015 22:29:00 | 1.51327 | \$ 4870.55 |
| 1833 | Sell | 21.01.2015 22:00:00 | 136.707 | 1.41 | 21.01.2015 23:09:00 | 136.63 | \$ 8929.25 |
| 1087 | Buy | 21.01.2015 22:30:00 | 1.23317 | 0.15 | 21.01.2015 23:50:00 | 1.23331 | \$ -17.53 |
| 1088 | Buy | 21.01.2015 22:55:00 | 1.23279 | 0.15 | 21.01.2015 23:50:00 | 1.23341 | \$ 557.53 |
| 1089 | Buy | 22.01.2015 00:10:00 | 1.23289 | 0.15 | 22.01.2015 01:10:00 | 1.23327 | \$ 270.0 |
| 1090 | Buy | 22.01.2015 00:20:00 | 1.23267 | 0.15 | 22.01.2015 01:10:00 | 1.23318 | \$ 425.75 |
| 849 | Sell | 22.01.2015 01:05:00 | 0.8608 | 0.51 | 22.01.2015 01:35:00 | 0.85879 | \$ 11803.41 |
| 1086 | Buy | 21.01.2015 22:20:00 | 1.23352 | 0.15 | 22.01.2015 02:00:00 | 1.23434 | \$ 670.63 |
| 1085 | Buy | 21.01.2015 21:30:00 | 1.23468 | 0.15 | 22.01.2015 02:00:00 | 1.2344 | \$ -647.22 |
| 1518 | Sell | 21.01.2015 23:30:00 | 1.5142 | 1.08 | 22.01.2015 02:10:00 | 1.51375 | \$ 4048.15 |
| 1517 | Sell | 21.01.2015 23:25:00 | 1.514 | 1.09 | 22.01.2015 02:10:00 | 1.51361 | \$ 3396.17 |
| 1516 | Sell | 21.01.2015 23:20:00 | 1.51374 | 1.1 | 22.01.2015 02:10:00 | 1.51375 | \$ -1211.29 |
| 1515 | Sell | 21.01.2015 22:30:00 | 1.51322 | 1.1 | 22.01.2015 02:10:00 | 1.51372 | \$ -6893.58 |
| 1660 | Sell | 22.01.2015 01:35:00 | 0.81078 | 0.13 | 22.01.2015 02:10:00 | 0.80825 | \$ 3306.61 |
| 1834 | Sell | 22.01.2015 00:00:00 | 136.942 | 1.41 | 22.01.2015 03:10:00 | 136.808 | \$ 16963.1 |
| 840 | Sell | 22.01.2015 02:30:00 | 118.115 | 0.29 | 22.01.2015 03:34:00 | 117.95 | \$ 4426.83 |
| 852 | Sell | 22.01.2015 02:15:00 | 0.86228 | 0.51 | 22.01.2015 03:53:00 | 0.86156 | \$ 4224.81 |
| 851 | Sell | 22.01.2015 02:10:00 | 0.861 | 0.51 | 22.01.2015 07:20:00 | 0.86082 | \$ 1052.38 |
| 850 | Sell | 22.01.2015 02:05:00 | 0.86082 | 0.51 | 22.01.2015 07:20:00 | 0.86088 | \$ -357.6 |
| 1836 | Sell | 22.01.2015 22:05:00 | 134.766 | 1.43 | 22.01.2015 22:42:00 | 134.743 | \$ 1361.83 |
| 1835 | Sell | 22.01.2015 21:50:00 | 134.719 | 1.44 | 22.01.2015 23:05:00 | 134.5 | \$ 29596.06 |
| 1395 | Sell | 23.01.2015 01:00:00 | 1.13691 | 0.87 | 23.01.2015 01:50:00 | 1.13508 | \$ 16784.39 |
| 1838 | Sell | 23.01.2015 00:35:00 | 134.835 | 1.43 | 23.01.2015 02:04:00 | 134.802 | \$ 2790.93 |
| 1839 | Sell | 23.01.2015 01:00:00 | 134.863 | 1.42 | 23.01.2015 02:04:00 | 134.794 | \$ 7882.77 |
| 1840 | Sell | 23.01.2015 01:20:00 | 134.974 | 1.4 | 23.01.2015 02:04:00 | 134.803 | \$ 22050.36 |
| 856 | Buy | 23.01.2015 01:40:00 | 0.86861 | 0.5 | 23.01.2015 02:05:00 | 0.87224 | \$ 20900.0 |
| 855 | Buy | 23.01.2015 01:35:00 | 0.86919 | 0.5 | 23.01.2015 02:05:00 | 0.87242 | \$ 18596.42 |
| 854 | Buy | 23.01.2015 01:30:00 | 0.86979 | 0.51 | 23.01.2015 02:05:00 | 0.87235 | \$ 15032.68 |
| 853 | Buy | 23.01.2015 00:00:00 | 0.87031 | 0.51 | 23.01.2015 02:05:00 | 0.87224 | \$ 11331.97 |
| 1837 | Sell | 23.01.2015 00:30:00 | 134.744 | 1.45 | 23.01.2015 02:22:00 | 134.704 | \$ 3846.18 |
| 1519 | Sell | 23.01.2015 01:30:00 | 1.50244 | 1.1 | 23.01.2015 02:23:00 | 1.50115 | \$ 14959.52 |
| 1091 | Buy | 23.01.2015 01:30:00 | 1.23682 | 0.15 | 23.01.2015 02:34:00 | 1.23759 | \$ 737.24 |
| 1092 | Buy | 23.01.2015 01:35:00 | 1.23629 | 0.15 | 23.01.2015 02:34:00 | 1.23747 | \$ 1228.44 |
| 844 | Sell | 22.01.2015 22:05:00 | 118.416 | 0.28 | 23.01.2015 02:35:00 | 118.519 | \$ -3346.02 |
| 843 | Sell | 22.01.2015 21:55:00 | 118.373 | 0.28 | 23.01.2015 02:35:00 | 118.533 | \$ -4942.02 |
| 842 | Sell | 22.01.2015 21:40:00 | 118.346 | 0.29 | 23.01.2015 02:35:00 | 118.522 | \$ -5582.52 |
| 841 | Sell | 22.01.2015 21:35:00 | 118.311 | 0.29 | 23.01.2015 02:35:00 | 118.532 | \$ -6887.52 |
| 1664 | Buy | 22.01.2015 22:35:00 | 0.8047 | 0.13 | 23.01.2015 02:35:00 | 0.80353 | \$ -1792.33 |
| 1663 | Buy | 22.01.2015 22:15:00 | 0.80513 | 0.13 | 23.01.2015 02:35:00 | 0.80343 | \$ -2518.42 |
| 1662 | Buy | 22.01.2015 22:00:00 | 0.80579 | 0.13 | 23.01.2015 02:35:00 | 0.80358 | \$ -3217.09 |
| 1661 | Buy | 22.01.2015 21:40:00 | 0.80632 | 0.13 | 23.01.2015 02:35:00 | 0.80359 | \$ -3929.48 |
| 1520 | Buy | 26.01.2015 00:00:00 | 1.50079 | 1.11 | 26.01.2015 00:05:00 | 1.50093 | \$ 1637.53 |
| 1396 | Sell | 26.01.2015 02:30:00 | 1.11782 | 0.89 | 26.01.2015 02:59:00 | 1.11724 | \$ 5441.94 |
| 857 | Buy | 26.01.2015 02:30:00 | 0.87856 | 0.53 | 26.01.2015 04:35:00 | 0.88037 | \$ 11043.82 |
| 1844 | Buy | 26.01.2015 23:20:00 | 133.187 | 1.42 | 27.01.2015 01:35:00 | 133.336 | \$ 18623.43 |
| 1843 | Buy | 26.01.2015 23:15:00 | 133.317 | 1.45 | 27.01.2015 01:35:00 | 133.323 | \$ -1719.83 |
| 1842 | Buy | 26.01.2015 23:05:00 | 133.333 | 1.46 | 27.01.2015 01:35:00 | 133.333 | \$ -2608.04 |
| 1841 | Buy | 26.01.2015 22:20:00 | 133.391 | 1.47 | 27.01.2015 01:35:00 | 133.326 | \$ -12181.67 |
| 315 | Buy | 26.01.2015 23:30:00 | 0.74479 | 0.19 | 27.01.2015 01:40:00 | 0.7454 | \$ 1242.1 |
| 1400 | Buy | 26.01.2015 23:15:00 | 1.12528 | 0.86 | 27.01.2015 01:40:00 | 1.12483 | \$ -4583.66 |
| 1399 | Buy | 26.01.2015 23:05:00 | 1.1254 | 0.87 | 27.01.2015 01:40:00 | 1.1249 | \$ -5095.35 |
| 1398 | Buy | 26.01.2015 22:20:00 | 1.12602 | 0.87 | 27.01.2015 01:40:00 | 1.12491 | \$ -10687.59 |
| 1397 | Buy | 26.01.2015 21:30:00 | 1.12685 | 0.88 | 27.01.2015 01:40:00 | 1.12479 | \$ -19619.79 |
| 861 | Buy | 27.01.2015 01:45:00 | 0.90066 | 0.52 | 27.01.2015 02:50:00 | 0.90227 | \$ 9637.59 |
| 860 | Buy | 27.01.2015 01:30:00 | 0.90124 | 0.52 | 27.01.2015 02:50:00 | 0.90228 | \$ 6223.68 |
| 859 | Buy | 27.01.2015 01:25:00 | 0.90159 | 0.52 | 27.01.2015 02:50:00 | 0.90233 | \$ 4426.89 |

| | | | | | | | |
|------|------|---------------------|---------|------|---------------------|---------|--------------|
| 858 | Buy | 27.01.2015 01:05:00 | 0.90173 | 0.53 | 27.01.2015 02:50:00 | 0.90221 | \$ 2924.85 |
| 1096 | Sell | 26.01.2015 22:15:00 | 1.24583 | 0.15 | 27.01.2015 06:05:00 | 1.24863 | \$ -3586.18 |
| 1095 | Sell | 26.01.2015 21:50:00 | 1.24536 | 0.15 | 27.01.2015 06:05:00 | 1.24866 | \$ -4185.52 |
| 1094 | Sell | 26.01.2015 21:30:00 | 1.24515 | 0.15 | 27.01.2015 06:05:00 | 1.24862 | \$ -4389.3 |
| 1093 | Sell | 26.01.2015 21:25:00 | 1.24498 | 0.15 | 27.01.2015 06:05:00 | 1.24854 | \$ -4497.19 |
| 862 | Buy | 27.01.2015 22:00:00 | 0.89873 | 0.53 | 27.01.2015 22:59:00 | 0.90074 | \$ 12264.72 |
| 1097 | Sell | 27.01.2015 23:00:00 | 1.24039 | 0.15 | 27.01.2015 23:42:00 | 1.24014 | \$ 114.41 |
| 1845 | Buy | 28.01.2015 01:00:00 | 133.901 | 1.47 | 28.01.2015 02:12:00 | 133.937 | \$ 3323.58 |
| 1846 | Buy | 28.01.2015 01:10:00 | 133.886 | 1.46 | 28.01.2015 02:12:00 | 133.924 | \$ 3593.31 |
| 1847 | Buy | 28.01.2015 01:20:00 | 133.878 | 1.44 | 28.01.2015 02:12:00 | 133.939 | \$ 6856.3 |
| 863 | Sell | 28.01.2015 02:30:00 | 0.9031 | 0.54 | 28.01.2015 03:06:00 | 0.9006 | \$ 15545.75 |
| 1524 | Buy | 28.01.2015 02:15:00 | 1.517 | 1.08 | 28.01.2015 04:55:00 | 1.51674 | \$ -2958.93 |
| 1523 | Buy | 28.01.2015 01:20:00 | 1.51796 | 1.09 | 28.01.2015 04:55:00 | 1.51682 | \$ -13093.9 |
| 1522 | Buy | 28.01.2015 01:05:00 | 1.51822 | 1.1 | 28.01.2015 04:55:00 | 1.51682 | \$ -16227.75 |
| 1521 | Buy | 27.01.2015 23:45:00 | 1.51861 | 1.11 | 28.01.2015 04:55:00 | 1.51676 | \$ -22112.45 |
| 1099 | Sell | 28.01.2015 02:30:00 | 1.24079 | 0.15 | 28.01.2015 05:10:00 | 1.243 | \$ -2834.38 |
| 1098 | Sell | 28.01.2015 01:30:00 | 1.24017 | 0.15 | 28.01.2015 05:10:00 | 1.24287 | \$ -3421.73 |
| 1404 | Buy | 28.01.2015 02:10:00 | 1.13582 | 0.85 | 28.01.2015 05:45:00 | 1.13422 | \$ -14331.0 |
| 1403 | Buy | 28.01.2015 02:05:00 | 1.1361 | 0.85 | 28.01.2015 05:45:00 | 1.1343 | \$ -16122.38 |
| 1402 | Buy | 28.01.2015 01:20:00 | 1.13636 | 0.86 | 28.01.2015 05:45:00 | 1.1344 | \$ -17762.01 |
| 1401 | Buy | 28.01.2015 01:00:00 | 1.13707 | 0.87 | 28.01.2015 05:45:00 | 1.13435 | \$ -24935.94 |
| 1665 | Buy | 28.01.2015 21:30:00 | 0.79452 | 0.14 | 28.01.2015 21:47:00 | 0.79489 | \$ 372.97 |
| 1527 | Buy | 28.01.2015 22:10:00 | 1.51417 | 1.07 | 28.01.2015 22:21:00 | 1.51466 | \$ 5524.81 |
| 1528 | Buy | 28.01.2015 22:25:00 | 1.51439 | 1.08 | 28.01.2015 23:03:00 | 1.51504 | \$ 7397.32 |
| 1529 | Buy | 28.01.2015 23:30:00 | 1.51324 | 1.07 | 29.01.2015 01:00:00 | 1.51452 | \$ 13062.3 |
| 1526 | Buy | 28.01.2015 22:05:00 | 1.51491 | 1.08 | 29.01.2015 01:00:00 | 1.51462 | \$ -4683.02 |
| 1525 | Buy | 28.01.2015 22:00:00 | 1.51572 | 1.09 | 29.01.2015 01:00:00 | 1.51468 | \$ -13340.78 |
| 864 | Buy | 29.01.2015 00:00:00 | 0.90438 | 0.54 | 29.01.2015 01:25:00 | 0.90602 | \$ 10194.86 |
| 845 | Sell | 29.01.2015 02:30:00 | 117.713 | 0.29 | 29.01.2015 07:15:00 | 117.856 | \$ -4505.17 |
| 1851 | Sell | 29.01.2015 02:15:00 | 132.871 | 1.44 | 29.01.2015 07:15:00 | 132.764 | \$ 13494.76 |
| 1850 | Sell | 29.01.2015 02:10:00 | 132.832 | 1.45 | 29.01.2015 07:15:00 | 132.772 | \$ 6773.94 |
| 1849 | Sell | 29.01.2015 02:05:00 | 132.776 | 1.47 | 29.01.2015 07:15:00 | 132.774 | \$ -1657.95 |
| 1848 | Sell | 29.01.2015 02:00:00 | 132.672 | 1.48 | 29.01.2015 07:15:00 | 132.77 | \$ -16467.6 |
| 1666 | Buy | 28.01.2015 21:55:00 | 0.79476 | 0.14 | 29.01.2015 07:55:00 | 0.78669 | \$ -12172.36 |
| 1667 | Buy | 28.01.2015 22:30:00 | 0.79197 | 0.14 | 29.01.2015 08:35:00 | 0.7864 | \$ -8483.99 |
| 1669 | Buy | 28.01.2015 22:40:00 | 0.79039 | 0.13 | 29.01.2015 08:40:00 | 0.78651 | \$ -5562.75 |
| 1668 | Buy | 28.01.2015 22:35:00 | 0.7908 | 0.14 | 29.01.2015 08:40:00 | 0.78651 | \$ -6595.54 |
| 1102 | Buy | 29.01.2015 22:30:00 | 1.26104 | 0.14 | 29.01.2015 23:45:00 | 1.26285 | \$ 1850.99 |
| 1101 | Buy | 29.01.2015 22:25:00 | 1.26129 | 0.14 | 29.01.2015 23:45:00 | 1.26273 | \$ 1437.27 |
| 1100 | Buy | 29.01.2015 21:40:00 | 1.26171 | 0.14 | 29.01.2015 23:45:00 | 1.26286 | \$ 1112.99 |
| 1852 | Buy | 30.01.2015 00:00:00 | 133.86 | 1.47 | 30.01.2015 00:40:00 | 134.002 | \$ 18906.2 |
| 868 | Buy | 30.01.2015 01:05:00 | 0.9223 | 0.53 | 30.01.2015 02:25:00 | 0.92304 | \$ 4512.02 |
| 867 | Buy | 30.01.2015 00:40:00 | 0.92246 | 0.53 | 30.01.2015 02:25:00 | 0.92297 | \$ 3107.99 |
| 866 | Buy | 30.01.2015 00:35:00 | 0.92279 | 0.54 | 30.01.2015 02:25:00 | 0.92301 | \$ 1362.92 |
| 865 | Buy | 29.01.2015 23:00:00 | 0.92324 | 0.54 | 30.01.2015 02:25:00 | 0.92293 | \$ -1940.96 |
| 1103 | Buy | 30.01.2015 01:30:00 | 1.26107 | 0.15 | 30.01.2015 04:40:00 | 1.2628 | \$ 1887.37 |
| 1533 | Sell | 30.01.2015 01:10:00 | 1.50749 | 1.07 | 30.01.2015 04:45:00 | 1.50704 | \$ 5076.11 |
| 1532 | Sell | 29.01.2015 23:55:00 | 1.50705 | 1.08 | 30.01.2015 04:45:00 | 1.5071 | \$ -927.76 |
| 1531 | Sell | 29.01.2015 22:55:00 | 1.50675 | 1.09 | 30.01.2015 04:45:00 | 1.50718 | \$ -5302.97 |
| 1530 | Sell | 29.01.2015 22:30:00 | 1.50664 | 1.1 | 30.01.2015 04:45:00 | 1.50699 | \$ -4423.89 |
| 1673 | Sell | 29.01.2015 22:25:00 | 0.77654 | 0.13 | 30.01.2015 04:50:00 | 0.77659 | \$ -253.88 |
| 1672 | Sell | 29.01.2015 22:20:00 | 0.7763 | 0.13 | 30.01.2015 04:50:00 | 0.77663 | \$ -637.6 |
| 1671 | Sell | 29.01.2015 22:10:00 | 0.77598 | 0.13 | 30.01.2015 04:50:00 | 0.7766 | \$ -1035.02 |
| 1670 | Sell | 29.01.2015 22:00:00 | 0.77565 | 0.13 | 30.01.2015 04:50:00 | 0.77669 | \$ -1610.6 |
| 846 | Buy | 30.01.2015 02:30:00 | 118.202 | 0.28 | 30.01.2015 06:05:00 | 118.059 | \$ -4349.82 |
| 1853 | Buy | 30.01.2015 02:30:00 | 133.878 | 1.48 | 30.01.2015 06:10:00 | 133.741 | \$ -22257.34 |
| 869 | Sell | 02.02.2015 00:30:00 | 0.92569 | 0.55 | 02.02.2015 01:52:00 | 0.92117 | \$ 28631.66 |
| 1535 | Sell | 02.02.2015 01:00:00 | 1.50909 | 1.09 | 02.02.2015 02:55:00 | 1.50713 | \$ 22522.57 |
| 1534 | Sell | 02.02.2015 00:30:00 | 1.50869 | 1.1 | 02.02.2015 02:55:00 | 1.50726 | \$ 16583.04 |
| 1406 | Sell | 02.02.2015 00:40:00 | 1.1317 | 0.85 | 02.02.2015 03:03:00 | 1.13139 | \$ 2777.89 |

| | | | | | | | |
|------|------|---------------------|---------|------|---------------------|---------|-------------|
| 1405 | Sell | 02.02.2015 00:35:00 | 1.1311 | 0.86 | 02.02.2015 05:15:00 | 1.13083 | \$ 2447.93 |
| 1676 | Buy | 03.02.2015 00:50:00 | 0.77914 | 0.13 | 03.02.2015 02:05:00 | 0.7795 | \$ 332.63 |
| 850 | Sell | 02.02.2015 23:45:00 | 117.621 | 0.28 | 03.02.2015 02:10:00 | 117.479 | \$ 3513.98 |
| 849 | Sell | 02.02.2015 23:30:00 | 117.546 | 0.28 | 03.02.2015 02:10:00 | 117.496 | \$ 937.98 |
| 848 | Sell | 02.02.2015 23:05:00 | 117.518 | 0.28 | 03.02.2015 02:10:00 | 117.478 | \$ 657.98 |
| 847 | Sell | 02.02.2015 23:00:00 | 117.478 | 0.28 | 03.02.2015 02:10:00 | 117.483 | \$ -602.02 |
| 1107 | Sell | 03.02.2015 02:10:00 | 1.25858 | 0.15 | 03.02.2015 03:09:00 | 1.25836 | \$ 78.45 |
| 1675 | Buy | 03.02.2015 00:30:00 | 0.77932 | 0.13 | 03.02.2015 03:25:00 | 0.78102 | \$ 2168.39 |
| 1674 | Buy | 02.02.2015 22:00:00 | 0.78068 | 0.13 | 03.02.2015 03:25:00 | 0.78116 | \$ 468.11 |
| 1106 | Sell | 03.02.2015 02:05:00 | 1.25842 | 0.15 | 03.02.2015 09:15:00 | 1.26064 | \$ -2846.36 |
| 1105 | Sell | 03.02.2015 01:55:00 | 1.25835 | 0.15 | 03.02.2015 09:15:00 | 1.26073 | \$ -3038.16 |
| 1104 | Sell | 03.02.2015 01:50:00 | 1.25819 | 0.15 | 03.02.2015 09:15:00 | 1.26065 | \$ -3134.05 |
| 1678 | Sell | 03.02.2015 22:15:00 | 0.78118 | 0.13 | 03.02.2015 23:36:00 | 0.78074 | \$ 442.43 |
| 871 | Sell | 03.02.2015 22:55:00 | 0.92473 | 0.55 | 03.02.2015 23:37:00 | 0.92449 | \$ 1515.06 |
| 1854 | Buy | 03.02.2015 22:45:00 | 134.91 | 1.46 | 03.02.2015 23:49:00 | 134.939 | \$ 2264.33 |
| 1677 | Sell | 03.02.2015 22:10:00 | 0.78042 | 0.13 | 04.02.2015 00:00:00 | 0.77915 | \$ 1555.08 |
| 1111 | Sell | 03.02.2015 23:45:00 | 1.24238 | 0.14 | 04.02.2015 00:20:00 | 1.24196 | \$ 255.38 |
| 1680 | Buy | 04.02.2015 00:55:00 | 0.77733 | 0.13 | 04.02.2015 01:49:00 | 0.77766 | \$ 291.53 |
| 1681 | Buy | 04.02.2015 01:00:00 | 0.7768 | 0.13 | 04.02.2015 01:49:00 | 0.77764 | \$ 990.21 |
| 1538 | Buy | 04.02.2015 01:00:00 | 1.51438 | 1.09 | 04.02.2015 01:54:00 | 1.51476 | \$ 4364.64 |
| 1856 | Buy | 04.02.2015 00:55:00 | 134.822 | 1.45 | 04.02.2015 01:57:00 | 134.842 | \$ 945.17 |
| 1857 | Buy | 04.02.2015 01:00:00 | 134.779 | 1.43 | 04.02.2015 01:57:00 | 134.837 | \$ 6366.75 |
| 1858 | Buy | 04.02.2015 01:20:00 | 134.754 | 1.42 | 04.02.2015 01:57:00 | 134.832 | \$ 9162.66 |
| 873 | Sell | 04.02.2015 01:10:00 | 0.92523 | 0.54 | 04.02.2015 02:11:00 | 0.92499 | \$ 1487.51 |
| 1683 | Buy | 04.02.2015 02:00:00 | 0.77623 | 0.13 | 04.02.2015 02:21:00 | 0.7765 | \$ 209.33 |
| 1540 | Buy | 04.02.2015 02:00:00 | 1.51408 | 1.08 | 04.02.2015 02:32:00 | 1.51462 | \$ 6145.47 |
| 1855 | Buy | 03.02.2015 23:55:00 | 134.868 | 1.46 | 04.02.2015 02:45:00 | 135.04 | \$ 22481.62 |
| 1112 | Sell | 04.02.2015 00:45:00 | 1.24223 | 0.14 | 04.02.2015 02:55:00 | 1.24202 | \$ 62.03 |
| 1110 | Sell | 03.02.2015 23:40:00 | 1.24212 | 0.14 | 04.02.2015 02:55:00 | 1.24192 | \$ 9.25 |
| 1109 | Sell | 03.02.2015 23:35:00 | 1.24202 | 0.14 | 04.02.2015 02:55:00 | 1.24198 | \$ -169.76 |
| 1108 | Sell | 03.02.2015 23:30:00 | 1.24156 | 0.15 | 04.02.2015 02:55:00 | 1.24202 | \$ -781.23 |
| 1684 | Buy | 04.02.2015 02:30:00 | 0.77613 | 0.13 | 04.02.2015 03:05:00 | 0.77972 | \$ 4757.62 |
| 1682 | Buy | 04.02.2015 01:55:00 | 0.77689 | 0.13 | 04.02.2015 03:05:00 | 0.77955 | \$ 3483.55 |
| 1679 | Buy | 04.02.2015 00:30:00 | 0.77807 | 0.14 | 04.02.2015 03:05:00 | 0.77972 | \$ 2261.41 |
| 1410 | Buy | 04.02.2015 00:30:00 | 1.14707 | 0.82 | 04.02.2015 03:20:00 | 1.14737 | \$ 2592.23 |
| 1409 | Buy | 03.02.2015 23:55:00 | 1.14731 | 0.83 | 04.02.2015 03:20:00 | 1.14738 | \$ 124.22 |
| 1408 | Buy | 03.02.2015 23:50:00 | 1.1476 | 0.84 | 04.02.2015 03:20:00 | 1.14732 | \$ -2972.31 |
| 1407 | Buy | 03.02.2015 23:05:00 | 1.14808 | 0.84 | 04.02.2015 03:20:00 | 1.14746 | \$ -5981.82 |
| 872 | Sell | 04.02.2015 01:00:00 | 0.92451 | 0.55 | 04.02.2015 04:00:00 | 0.9242 | \$ 1958.55 |
| 870 | Sell | 03.02.2015 22:35:00 | 0.92381 | 0.55 | 04.02.2015 04:00:00 | 0.92434 | \$ -3675.07 |
| 1539 | Buy | 04.02.2015 01:55:00 | 1.51464 | 1.09 | 04.02.2015 04:10:00 | 1.51519 | \$ 6317.23 |
| 1537 | Buy | 04.02.2015 00:45:00 | 1.51506 | 1.1 | 04.02.2015 06:25:00 | 1.51603 | \$ 11243.52 |
| 1536 | Buy | 04.02.2015 00:30:00 | 1.51538 | 1.1 | 04.02.2015 06:25:00 | 1.51602 | \$ 7418.4 |
| 1859 | Sell | 04.02.2015 22:30:00 | 134.153 | 1.48 | 04.02.2015 22:45:00 | 133.78 | \$ 53218.43 |
| 1688 | Sell | 04.02.2015 22:35:00 | 0.77936 | 0.14 | 04.02.2015 23:00:00 | 0.77829 | \$ 1406.23 |
| 1114 | Buy | 04.02.2015 22:35:00 | 1.25565 | 0.14 | 04.02.2015 23:30:00 | 1.25782 | \$ 2253.54 |
| 1113 | Buy | 04.02.2015 22:30:00 | 1.25588 | 0.15 | 04.02.2015 23:30:00 | 1.25785 | \$ 2174.9 |
| 1687 | Sell | 04.02.2015 22:30:00 | 0.77841 | 0.14 | 04.02.2015 23:30:00 | 0.77506 | \$ 4771.15 |
| 1686 | Sell | 04.02.2015 22:15:00 | 0.77825 | 0.14 | 04.02.2015 23:30:00 | 0.77496 | \$ 4682.59 |
| 1685 | Sell | 04.02.2015 22:00:00 | 0.77805 | 0.14 | 04.02.2015 23:30:00 | 0.77488 | \$ 4505.5 |
| 1543 | Buy | 04.02.2015 23:35:00 | 1.51738 | 1.09 | 05.02.2015 00:48:00 | 1.51764 | \$ 1590.85 |
| 874 | Sell | 04.02.2015 23:40:00 | 0.92617 | 0.55 | 05.02.2015 00:59:00 | 0.92537 | \$ 4127.99 |
| 1544 | Buy | 05.02.2015 00:50:00 | 1.51746 | 1.09 | 05.02.2015 01:28:00 | 1.51776 | \$ 3445.76 |
| 877 | Sell | 05.02.2015 01:40:00 | 0.92689 | 0.55 | 05.02.2015 02:15:00 | 0.92349 | \$ 21535.72 |
| 876 | Sell | 05.02.2015 01:35:00 | 0.9266 | 0.55 | 05.02.2015 02:15:00 | 0.92364 | \$ 18748.04 |
| 875 | Sell | 05.02.2015 01:30:00 | 0.9264 | 0.55 | 05.02.2015 02:15:00 | 0.92355 | \$ 18051.12 |
| 1860 | Sell | 05.02.2015 02:30:00 | 133.042 | 1.5 | 05.02.2015 02:47:00 | 132.995 | \$ 5054.41 |
| 1411 | Sell | 05.02.2015 02:30:00 | 1.13419 | 0.85 | 05.02.2015 03:31:00 | 1.13367 | \$ 4659.7 |
| 1545 | Buy | 05.02.2015 01:45:00 | 1.51737 | 1.09 | 05.02.2015 04:40:00 | 1.51943 | \$ 23660.9 |
| 1542 | Buy | 04.02.2015 23:30:00 | 1.51855 | 1.1 | 05.02.2015 04:40:00 | 1.51934 | \$ 7748.81 |

| | | | | | | | |
|------|------|---------------------|---------|------|---------------------|---------|--------------|
| 1541 | Buy | 04.02.2015 23:20:00 | 1.52027 | 1.11 | 05.02.2015 04:40:00 | 1.51938 | \$ -11831.07 |
| 316 | Sell | 05.02.2015 02:30:00 | 0.7472 | 0.19 | 05.02.2015 05:25:00 | 0.7469 | \$ 542.01 |
| 1116 | Sell | 05.02.2015 21:40:00 | 1.24391 | 0.15 | 05.02.2015 23:15:00 | 1.24343 | \$ 390.12 |
| 1117 | Sell | 05.02.2015 21:45:00 | 1.2442 | 0.14 | 05.02.2015 23:15:00 | 1.24345 | \$ 666.17 |
| 1546 | Buy | 06.02.2015 00:30:00 | 1.53221 | 1.12 | 06.02.2015 01:24:00 | 1.53251 | \$ 3540.6 |
| 878 | Buy | 05.02.2015 23:30:00 | 0.92083 | 0.56 | 06.02.2015 01:35:00 | 0.92199 | \$ 7468.69 |
| 1120 | Sell | 06.02.2015 02:25:00 | 1.24505 | 0.14 | 06.02.2015 03:04:00 | 1.24431 | \$ 654.99 |
| 1547 | Buy | 06.02.2015 02:00:00 | 1.53188 | 1.12 | 06.02.2015 04:20:00 | 1.53356 | \$ 19827.36 |
| 879 | Sell | 06.02.2015 02:30:00 | 0.92296 | 0.56 | 06.02.2015 04:25:00 | 0.92229 | \$ 4316.47 |
| 1412 | Buy | 06.02.2015 01:30:00 | 1.14686 | 0.85 | 06.02.2015 06:20:00 | 1.1471 | \$ 2149.65 |
| 1864 | Buy | 06.02.2015 01:30:00 | 134.72 | 1.45 | 06.02.2015 07:00:00 | 134.641 | \$ -13408.51 |
| 1863 | Buy | 06.02.2015 01:20:00 | 134.754 | 1.46 | 06.02.2015 07:00:00 | 134.648 | \$ -17443.47 |
| 1862 | Buy | 06.02.2015 01:15:00 | 134.786 | 1.47 | 06.02.2015 07:00:00 | 134.642 | \$ -23149.21 |
| 1861 | Buy | 06.02.2015 00:45:00 | 134.826 | 1.49 | 06.02.2015 07:00:00 | 134.643 | \$ -29275.8 |
| 1115 | Sell | 05.02.2015 21:35:00 | 1.24355 | 0.15 | 06.02.2015 07:35:00 | 1.24351 | \$ -181.88 |
| 1119 | Sell | 06.02.2015 02:20:00 | 1.24444 | 0.14 | 06.02.2015 07:50:00 | 1.24348 | \$ 901.12 |
| 1118 | Sell | 05.02.2015 23:40:00 | 1.24419 | 0.15 | 06.02.2015 07:50:00 | 1.2434 | \$ 717.14 |
| 1123 | Buy | 09.02.2015 02:30:00 | 1.25131 | 0.14 | 09.02.2015 03:00:00 | 1.25215 | \$ 766.36 |
| 1122 | Buy | 09.02.2015 01:05:00 | 1.25135 | 0.14 | 09.02.2015 03:00:00 | 1.25213 | \$ 699.27 |
| 1121 | Buy | 09.02.2015 01:00:00 | 1.25187 | 0.14 | 09.02.2015 03:00:00 | 1.25216 | \$ 151.36 |
| 1549 | Sell | 09.02.2015 02:30:00 | 1.52479 | 1.12 | 09.02.2015 05:50:00 | 1.52508 | \$ -3424.14 |
| 1548 | Sell | 09.02.2015 01:30:00 | 1.52457 | 1.13 | 09.02.2015 05:50:00 | 1.52513 | \$ -6671.17 |
| 854 | Buy | 09.02.2015 02:20:00 | 118.888 | 0.28 | 09.02.2015 06:25:00 | 118.867 | \$ -933.82 |
| 853 | Buy | 09.02.2015 01:50:00 | 118.923 | 0.28 | 09.02.2015 06:25:00 | 118.858 | \$ -2165.82 |
| 852 | Buy | 09.02.2015 01:45:00 | 118.935 | 0.28 | 09.02.2015 06:25:00 | 118.858 | \$ -2501.82 |
| 851 | Buy | 09.02.2015 01:20:00 | 118.97 | 0.28 | 09.02.2015 06:25:00 | 118.851 | \$ -3677.82 |
| 1413 | Sell | 09.02.2015 01:30:00 | 1.1323 | 0.85 | 09.02.2015 06:25:00 | 1.13336 | \$ -9498.61 |
| 1689 | Buy | 10.02.2015 00:30:00 | 0.77915 | 0.14 | 10.02.2015 01:37:00 | 0.77933 | \$ 92.66 |
| 880 | Sell | 09.02.2015 23:00:00 | 0.92364 | 0.56 | 10.02.2015 02:55:00 | 0.92344 | \$ 967.23 |
| 1126 | Sell | 10.02.2015 00:15:00 | 1.24706 | 0.14 | 10.02.2015 03:45:00 | 1.24707 | \$ -184.1 |
| 1125 | Sell | 09.02.2015 23:40:00 | 1.24678 | 0.14 | 10.02.2015 03:45:00 | 1.24701 | \$ -471.83 |
| 1124 | Sell | 09.02.2015 23:00:00 | 1.2466 | 0.15 | 10.02.2015 03:45:00 | 1.24711 | \$ -841.16 |
| 1690 | Sell | 11.02.2015 02:00:00 | 0.77839 | 0.14 | 11.02.2015 07:22:00 | 0.77765 | \$ 919.21 |
| 318 | Sell | 12.02.2015 00:05:00 | 0.74426 | 0.19 | 12.02.2015 01:16:00 | 0.74362 | \$ 1422.22 |
| 1414 | Sell | 12.02.2015 00:00:00 | 1.13359 | 0.83 | 12.02.2015 01:16:00 | 1.13288 | \$ 6212.58 |
| 1415 | Sell | 12.02.2015 00:05:00 | 1.13481 | 0.82 | 12.02.2015 01:16:00 | 1.13283 | \$ 17116.48 |
| 317 | Sell | 12.02.2015 00:00:00 | 0.74344 | 0.19 | 12.02.2015 01:25:00 | 0.7422 | \$ 2975.56 |
| 1691 | Sell | 12.02.2015 00:30:00 | 0.77255 | 0.14 | 12.02.2015 01:45:00 | 0.77152 | \$ 1347.21 |
| 1865 | Buy | 12.02.2015 01:30:00 | 135.904 | 1.45 | 12.02.2015 01:50:00 | 135.933 | \$ 2234.57 |
| 1867 | Buy | 12.02.2015 02:05:00 | 135.865 | 1.44 | 12.02.2015 02:23:00 | 135.916 | \$ 5387.64 |
| 1130 | Buy | 12.02.2015 00:05:00 | 1.26196 | 0.14 | 12.02.2015 02:35:00 | 1.26194 | \$ -195.27 |
| 1129 | Buy | 11.02.2015 23:40:00 | 1.26243 | 0.14 | 12.02.2015 02:35:00 | 1.26194 | \$ -838.9 |
| 1128 | Buy | 11.02.2015 23:35:00 | 1.26312 | 0.14 | 12.02.2015 02:35:00 | 1.26195 | \$ -1599.26 |
| 1127 | Buy | 11.02.2015 23:30:00 | 1.26335 | 0.14 | 12.02.2015 02:35:00 | 1.26202 | \$ -1778.17 |
| 856 | Buy | 12.02.2015 02:05:00 | 120.108 | 0.28 | 12.02.2015 04:40:00 | 120.172 | \$ 1446.18 |
| 855 | Buy | 12.02.2015 01:30:00 | 120.204 | 0.28 | 12.02.2015 04:40:00 | 120.18 | \$ -1017.82 |
| 1866 | Buy | 12.02.2015 01:55:00 | 135.94 | 1.45 | 12.02.2015 05:00:00 | 135.988 | \$ 4988.77 |
| 1695 | Buy | 13.02.2015 00:20:00 | 0.77299 | 0.14 | 13.02.2015 01:15:00 | 0.77492 | \$ 2674.51 |
| 1694 | Buy | 13.02.2015 00:15:00 | 0.7732 | 0.14 | 13.02.2015 01:15:00 | 0.77498 | \$ 2453.21 |
| 1693 | Buy | 13.02.2015 00:00:00 | 0.7734 | 0.14 | 13.02.2015 01:15:00 | 0.7749 | \$ 2040.12 |
| 1692 | Buy | 12.02.2015 23:35:00 | 0.77349 | 0.14 | 13.02.2015 01:15:00 | 0.77503 | \$ 2068.0 |
| 1871 | Sell | 13.02.2015 00:15:00 | 135.834 | 1.41 | 13.02.2015 01:30:00 | 135.675 | \$ 20503.73 |
| 1870 | Sell | 13.02.2015 00:00:00 | 135.804 | 1.43 | 13.02.2015 01:30:00 | 135.663 | \$ 18220.86 |
| 1869 | Sell | 12.02.2015 23:15:00 | 135.741 | 1.45 | 13.02.2015 01:30:00 | 135.681 | \$ 6408.39 |
| 1868 | Sell | 12.02.2015 22:25:00 | 135.693 | 1.46 | 13.02.2015 01:30:00 | 135.679 | \$ -262.79 |
| 1553 | Buy | 13.02.2015 00:20:00 | 1.53822 | 1.1 | 13.02.2015 01:35:00 | 1.53884 | \$ 7186.57 |
| 1552 | Buy | 13.02.2015 00:00:00 | 1.53835 | 1.1 | 13.02.2015 01:35:00 | 1.53893 | \$ 6722.92 |
| 1551 | Buy | 12.02.2015 23:35:00 | 1.53853 | 1.11 | 13.02.2015 01:35:00 | 1.53878 | \$ 2450.47 |
| 1550 | Buy | 12.02.2015 23:30:00 | 1.53898 | 1.12 | 13.02.2015 01:35:00 | 1.53887 | \$ -1776.18 |
| 860 | Sell | 13.02.2015 00:45:00 | 119.152 | 0.27 | 13.02.2015 01:50:00 | 118.888 | \$ 6794.53 |

| | | | | | | | |
|------|------|---------------------|---------|------|---------------------|---------|--------------|
| 859 | Sell | 13.02.2015 00:40:00 | 119.127 | 0.28 | 13.02.2015 01:50:00 | 118.878 | \$ 6626.18 |
| 858 | Sell | 13.02.2015 00:00:00 | 119.111 | 0.28 | 13.02.2015 01:50:00 | 118.891 | \$ 5814.18 |
| 857 | Sell | 12.02.2015 23:55:00 | 119.007 | 0.28 | 13.02.2015 01:50:00 | 118.883 | \$ 3009.98 |
| 1134 | Sell | 13.02.2015 00:00:00 | 1.25081 | 0.14 | 13.02.2015 01:50:00 | 1.25043 | \$ 252.22 |
| 1133 | Sell | 12.02.2015 23:20:00 | 1.25059 | 0.14 | 13.02.2015 01:50:00 | 1.25038 | \$ 20.43 |
| 1132 | Sell | 12.02.2015 23:05:00 | 1.24957 | 0.14 | 13.02.2015 01:50:00 | 1.25037 | \$ -1109.54 |
| 1131 | Sell | 12.02.2015 23:00:00 | 1.24898 | 0.14 | 13.02.2015 01:50:00 | 1.2504 | \$ -1803.18 |
| 1135 | Sell | 13.02.2015 02:25:00 | 1.25204 | 0.14 | 13.02.2015 04:05:00 | 1.25085 | \$ 1158.45 |
| 881 | Buy | 16.02.2015 00:00:00 | 0.9301 | 0.56 | 16.02.2015 02:02:00 | 0.93142 | \$ 8508.43 |
| 1416 | Sell | 16.02.2015 02:30:00 | 1.14106 | 0.84 | 16.02.2015 07:25:00 | 1.14147 | \$ -3630.77 |
| 319 | Buy | 16.02.2015 21:30:00 | 0.7379 | 0.19 | 16.02.2015 22:10:00 | 0.73885 | \$ 2222.29 |
| 1137 | Buy | 16.02.2015 23:30:00 | 1.24533 | 0.14 | 17.02.2015 00:45:00 | 1.24664 | \$ 1252.55 |
| 1136 | Buy | 16.02.2015 22:00:00 | 1.24575 | 0.14 | 17.02.2015 00:45:00 | 1.2466 | \$ 738.18 |
| 1417 | Sell | 17.02.2015 00:00:00 | 1.13553 | 0.85 | 17.02.2015 00:50:00 | 1.13461 | \$ 8244.08 |
| 1873 | Sell | 17.02.2015 00:00:00 | 134.51 | 1.47 | 17.02.2015 01:05:00 | 134.368 | \$ 18896.76 |
| 1872 | Sell | 16.02.2015 23:30:00 | 134.444 | 1.48 | 17.02.2015 01:05:00 | 134.372 | \$ 8336.0 |
| 1138 | Sell | 18.02.2015 01:30:00 | 1.23968 | 0.14 | 18.02.2015 02:30:00 | 1.23848 | \$ 1169.63 |
| 1877 | Buy | 18.02.2015 01:15:00 | 135.95 | 1.43 | 18.02.2015 08:40:00 | 135.94 | \$ -3374.1 |
| 1876 | Buy | 18.02.2015 00:50:00 | 136.009 | 1.45 | 18.02.2015 08:40:00 | 135.947 | \$ -10962.07 |
| 1875 | Buy | 18.02.2015 00:15:00 | 136.053 | 1.46 | 18.02.2015 08:40:00 | 135.95 | \$ -17024.27 |
| 1874 | Buy | 18.02.2015 00:00:00 | 136.069 | 1.47 | 18.02.2015 08:40:00 | 135.94 | \$ -20963.08 |
| 861 | Buy | 18.02.2015 21:30:00 | 118.583 | 0.29 | 18.02.2015 22:25:00 | 118.647 | \$ 1497.83 |
| 1418 | Sell | 18.02.2015 21:30:00 | 1.13953 | 0.85 | 18.02.2015 22:25:00 | 1.13916 | \$ 3315.55 |
| 1139 | Buy | 18.02.2015 21:30:00 | 1.24151 | 0.14 | 18.02.2015 22:36:00 | 1.24267 | \$ 1124.18 |
| 1140 | Buy | 18.02.2015 21:35:00 | 1.24135 | 0.14 | 18.02.2015 22:36:00 | 1.24256 | \$ 1180.09 |
| 1697 | Sell | 18.02.2015 21:35:00 | 0.7828 | 0.14 | 18.02.2015 22:51:00 | 0.78255 | \$ 196.05 |
| 1422 | Sell | 18.02.2015 22:55:00 | 1.14068 | 0.83 | 18.02.2015 23:26:00 | 1.14048 | \$ 1750.02 |
| 1696 | Sell | 18.02.2015 21:30:00 | 0.78249 | 0.14 | 19.02.2015 00:00:00 | 0.78089 | \$ 2108.32 |
| 862 | Buy | 18.02.2015 22:30:00 | 118.642 | 0.29 | 19.02.2015 00:03:00 | 118.673 | \$ 388.58 |
| 863 | Buy | 18.02.2015 22:40:00 | 118.572 | 0.28 | 19.02.2015 00:03:00 | 118.692 | \$ 2867.18 |
| 1878 | Sell | 18.02.2015 23:40:00 | 135.367 | 1.47 | 19.02.2015 00:11:00 | 135.355 | \$ -1209.25 |
| 884 | Buy | 18.02.2015 22:55:00 | 0.94164 | 0.56 | 19.02.2015 02:15:00 | 0.94212 | \$ 3067.19 |
| 883 | Buy | 18.02.2015 22:45:00 | 0.94183 | 0.56 | 19.02.2015 02:15:00 | 0.94197 | \$ 874.18 |
| 882 | Buy | 18.02.2015 22:40:00 | 0.94206 | 0.56 | 19.02.2015 02:15:00 | 0.94204 | \$ -157.82 |
| 1421 | Sell | 18.02.2015 22:45:00 | 1.14047 | 0.83 | 19.02.2015 05:50:00 | 1.1419 | \$ -12717.31 |
| 1420 | Sell | 18.02.2015 22:40:00 | 1.14006 | 0.84 | 19.02.2015 05:50:00 | 1.14192 | \$ -16678.41 |
| 1419 | Sell | 18.02.2015 22:35:00 | 1.13955 | 0.85 | 19.02.2015 05:50:00 | 1.14189 | \$ -21178.21 |
| 323 | Sell | 18.02.2015 21:50:00 | 0.73735 | 0.19 | 19.02.2015 07:10:00 | 0.73893 | \$ -4410.45 |
| 322 | Sell | 18.02.2015 21:40:00 | 0.73708 | 0.19 | 19.02.2015 07:10:00 | 0.73894 | \$ -5135.33 |
| 321 | Sell | 18.02.2015 21:35:00 | 0.73697 | 0.19 | 19.02.2015 07:10:00 | 0.739 | \$ -5575.45 |
| 320 | Sell | 18.02.2015 21:30:00 | 0.73674 | 0.19 | 19.02.2015 07:10:00 | 0.73888 | \$ -5860.22 |
| 324 | Buy | 23.02.2015 00:00:00 | 0.73994 | 0.19 | 23.02.2015 00:05:00 | 0.73976 | \$ -700.18 |
| 1879 | Buy | 23.02.2015 02:30:00 | 135.362 | 1.47 | 23.02.2015 04:15:00 | 135.558 | \$ 26822.09 |
| 1423 | Buy | 23.02.2015 02:30:00 | 1.1364 | 0.83 | 23.02.2015 04:20:00 | 1.13878 | \$ 20815.78 |
| 1141 | Buy | 23.02.2015 21:25:00 | 1.25577 | 0.14 | 23.02.2015 23:35:00 | 1.25724 | \$ 1470.81 |
| 887 | Buy | 23.02.2015 23:45:00 | 0.94952 | 0.56 | 24.02.2015 01:45:00 | 0.95031 | \$ 5082.18 |
| 886 | Buy | 23.02.2015 23:40:00 | 0.94967 | 0.56 | 24.02.2015 01:45:00 | 0.95021 | \$ 3469.68 |
| 885 | Buy | 23.02.2015 23:30:00 | 0.94982 | 0.56 | 24.02.2015 01:45:00 | 0.95038 | \$ 3598.67 |
| 1555 | Buy | 24.02.2015 00:35:00 | 1.54496 | 1.12 | 24.02.2015 06:25:00 | 1.54396 | \$ -11802.0 |
| 1554 | Buy | 24.02.2015 00:30:00 | 1.54525 | 1.13 | 24.02.2015 06:25:00 | 1.54396 | \$ -15360.52 |
| 1145 | Buy | 24.02.2015 22:15:00 | 1.24857 | 0.14 | 25.02.2015 00:35:00 | 1.2495 | \$ 827.64 |
| 1144 | Buy | 24.02.2015 22:10:00 | 1.25041 | 0.14 | 25.02.2015 00:35:00 | 1.24961 | \$ -1106.81 |
| 1143 | Buy | 24.02.2015 21:45:00 | 1.25072 | 0.14 | 25.02.2015 00:35:00 | 1.2496 | \$ -1464.63 |
| 1142 | Buy | 24.02.2015 21:30:00 | 1.25098 | 0.14 | 25.02.2015 00:35:00 | 1.24962 | \$ -1733.0 |
| 1880 | Sell | 26.02.2015 23:00:00 | 133.811 | 1.49 | 27.02.2015 00:20:00 | 133.656 | \$ 20768.96 |
| 891 | Buy | 27.02.2015 00:35:00 | 0.95207 | 0.55 | 27.02.2015 02:10:00 | 0.95306 | \$ 6266.0 |
| 890 | Buy | 27.02.2015 00:20:00 | 0.95233 | 0.56 | 27.02.2015 02:10:00 | 0.95304 | \$ 4573.92 |
| 889 | Buy | 27.02.2015 00:15:00 | 0.95251 | 0.56 | 27.02.2015 02:10:00 | 0.95302 | \$ 3283.91 |
| 888 | Buy | 26.02.2015 21:30:00 | 0.95258 | 0.56 | 27.02.2015 02:10:00 | 0.95297 | \$ 2502.17 |
| 1701 | Sell | 27.02.2015 02:15:00 | 0.78085 | 0.14 | 27.02.2015 03:20:00 | 0.77937 | \$ 2011.33 |

| | | | | | | | |
|------|------|---------------------|---------|------|---------------------|---------|--------------|
| 1700 | Sell | 27.02.2015 01:50:00 | 0.78065 | 0.14 | 27.02.2015 03:20:00 | 0.77937 | \$ 1716.16 |
| 1699 | Sell | 27.02.2015 01:45:00 | 0.78053 | 0.14 | 27.02.2015 03:20:00 | 0.77954 | \$ 1288.17 |
| 1698 | Sell | 27.02.2015 01:35:00 | 0.78047 | 0.14 | 27.02.2015 03:20:00 | 0.77938 | \$ 1435.75 |
| 1427 | Sell | 27.02.2015 02:15:00 | 1.12091 | 0.83 | 27.02.2015 03:35:00 | 1.11993 | \$ 8575.11 |
| 1426 | Sell | 27.02.2015 01:55:00 | 1.12061 | 0.84 | 27.02.2015 03:35:00 | 1.12003 | \$ 5136.2 |
| 1425 | Sell | 27.02.2015 01:35:00 | 1.12031 | 0.84 | 27.02.2015 03:35:00 | 1.11985 | \$ 4073.54 |
| 1424 | Sell | 27.02.2015 00:05:00 | 1.12001 | 0.85 | 27.02.2015 03:35:00 | 1.11992 | \$ 806.49 |
| 1149 | Buy | 27.02.2015 02:05:00 | 1.25031 | 0.14 | 27.02.2015 04:30:00 | 1.25075 | \$ 319.09 |
| 1148 | Buy | 27.02.2015 01:55:00 | 1.25076 | 0.14 | 27.02.2015 04:30:00 | 1.25083 | \$ -94.64 |
| 1147 | Buy | 27.02.2015 01:35:00 | 1.25096 | 0.14 | 27.02.2015 04:30:00 | 1.25074 | \$ -418.91 |
| 1146 | Buy | 27.02.2015 00:00:00 | 1.25138 | 0.14 | 27.02.2015 04:30:00 | 1.25083 | \$ -787.91 |
| 864 | Buy | 27.02.2015 02:30:00 | 119.233 | 0.28 | 27.02.2015 08:25:00 | 119.262 | \$ 466.18 |
| 1559 | Sell | 27.02.2015 01:45:00 | 1.54172 | 1.09 | 27.02.2015 08:50:00 | 1.5431 | \$ -15857.73 |
| 1558 | Sell | 27.02.2015 01:35:00 | 1.54157 | 1.1 | 27.02.2015 08:50:00 | 1.54309 | \$ -17626.73 |
| 1557 | Sell | 27.02.2015 01:30:00 | 1.54129 | 1.11 | 27.02.2015 08:50:00 | 1.54316 | \$ -21882.65 |
| 1556 | Sell | 26.02.2015 23:30:00 | 1.5409 | 1.12 | 27.02.2015 08:50:00 | 1.54306 | \$ -25875.68 |
| 1704 | Buy | 02.03.2015 01:50:00 | 0.77843 | 0.14 | 02.03.2015 02:17:00 | 0.77868 | \$ 195.93 |
| 1705 | Buy | 02.03.2015 01:55:00 | 0.77828 | 0.14 | 02.03.2015 02:17:00 | 0.77853 | \$ 195.93 |
| 1561 | Buy | 02.03.2015 01:40:00 | 1.54048 | 1.09 | 02.03.2015 07:15:00 | 1.54032 | \$ -1837.74 |
| 1560 | Buy | 02.03.2015 01:30:00 | 1.5409 | 1.1 | 02.03.2015 07:15:00 | 1.54041 | \$ -5679.72 |
| 1703 | Buy | 02.03.2015 01:40:00 | 0.77862 | 0.14 | 02.03.2015 07:45:00 | 0.77732 | \$ -2090.86 |
| 1702 | Buy | 02.03.2015 01:30:00 | 0.77907 | 0.14 | 02.03.2015 07:45:00 | 0.77736 | \$ -2695.76 |
| 1429 | Buy | 03.03.2015 22:10:00 | 1.11739 | 0.85 | 04.03.2015 00:50:00 | 1.11804 | \$ 5322.2 |
| 1428 | Buy | 03.03.2015 22:00:00 | 1.11771 | 0.85 | 04.03.2015 00:50:00 | 1.11784 | \$ 664.62 |
| 1153 | Sell | 03.03.2015 23:05:00 | 1.24926 | 0.14 | 04.03.2015 01:45:00 | 1.24856 | \$ 568.64 |
| 1152 | Sell | 03.03.2015 22:10:00 | 1.24884 | 0.14 | 04.03.2015 01:45:00 | 1.24859 | \$ 65.18 |
| 1151 | Sell | 03.03.2015 22:00:00 | 1.24847 | 0.14 | 04.03.2015 01:45:00 | 1.24859 | \$ -348.77 |
| 1150 | Sell | 03.03.2015 21:25:00 | 1.24818 | 0.14 | 04.03.2015 01:45:00 | 1.24849 | \$ -561.33 |
| 1708 | Buy | 03.03.2015 22:15:00 | 0.78197 | 0.14 | 04.03.2015 01:45:00 | 0.78216 | \$ 76.27 |
| 1707 | Buy | 03.03.2015 22:05:00 | 0.78209 | 0.14 | 04.03.2015 01:45:00 | 0.78213 | \$ -145.03 |
| 1706 | Buy | 03.03.2015 22:00:00 | 0.78212 | 0.14 | 04.03.2015 01:45:00 | 0.78229 | \$ 46.77 |
| 1881 | Sell | 04.03.2015 22:40:00 | 132.611 | 1.51 | 05.03.2015 00:00:00 | 132.559 | \$ 4839.41 |
| 1433 | Sell | 05.03.2015 01:25:00 | 1.10844 | 0.84 | 05.03.2015 02:15:00 | 1.10756 | \$ 7792.87 |
| 1432 | Sell | 05.03.2015 01:05:00 | 1.10828 | 0.85 | 05.03.2015 02:15:00 | 1.10772 | \$ 5018.14 |
| 1431 | Sell | 05.03.2015 00:15:00 | 1.10816 | 0.86 | 05.03.2015 02:15:00 | 1.10757 | \$ 5349.16 |
| 1430 | Sell | 05.03.2015 00:10:00 | 1.10811 | 0.86 | 05.03.2015 02:15:00 | 1.10757 | \$ 4895.85 |
| 1562 | Sell | 05.03.2015 00:30:00 | 1.52679 | 1.1 | 05.03.2015 02:25:00 | 1.52591 | \$ 10204.95 |
| 1155 | Sell | 05.03.2015 02:20:00 | 1.24271 | 0.14 | 05.03.2015 03:00:00 | 1.24225 | \$ 341.73 |
| 1154 | Sell | 05.03.2015 00:00:00 | 1.2425 | 0.14 | 05.03.2015 03:00:00 | 1.24232 | \$ 28.48 |
| 1710 | Sell | 06.03.2015 00:00:00 | 0.77817 | 0.14 | 06.03.2015 01:30:00 | 0.77785 | \$ 299.36 |
| 1709 | Sell | 05.03.2015 22:00:00 | 0.77732 | 0.14 | 06.03.2015 01:30:00 | 0.77788 | \$ -1026.08 |
| 1564 | Sell | 06.03.2015 00:35:00 | 1.52544 | 1.09 | 06.03.2015 02:10:00 | 1.52437 | \$ 12295.48 |
| 1563 | Sell | 06.03.2015 00:30:00 | 1.52466 | 1.1 | 06.03.2015 02:10:00 | 1.52428 | \$ 4406.68 |
| 1157 | Buy | 06.03.2015 00:30:00 | 1.24835 | 0.14 | 06.03.2015 02:15:00 | 1.24874 | \$ 263.18 |
| 1156 | Buy | 06.03.2015 00:00:00 | 1.24858 | 0.14 | 06.03.2015 02:15:00 | 1.24863 | \$ -117.0 |
| 892 | Buy | 06.03.2015 00:00:00 | 0.97333 | 0.56 | 06.03.2015 02:35:00 | 0.97425 | \$ 5928.43 |
| 896 | Buy | 09.03.2015 02:15:00 | 0.98378 | 0.55 | 09.03.2015 03:40:00 | 0.98536 | \$ 10003.56 |
| 895 | Buy | 09.03.2015 02:10:00 | 0.98419 | 0.55 | 09.03.2015 03:40:00 | 0.98537 | \$ 7469.62 |
| 894 | Buy | 09.03.2015 02:05:00 | 0.98471 | 0.56 | 09.03.2015 03:40:00 | 0.98537 | \$ 4251.42 |
| 893 | Buy | 09.03.2015 02:00:00 | 0.9854 | 0.56 | 09.03.2015 03:40:00 | 0.98534 | \$ -392.6 |
| 1712 | Sell | 09.03.2015 02:15:00 | 0.7721 | 0.14 | 09.03.2015 03:40:00 | 0.77115 | \$ 1229.14 |
| 1711 | Sell | 09.03.2015 02:00:00 | 0.77171 | 0.14 | 09.03.2015 03:40:00 | 0.77115 | \$ 653.56 |
| 1160 | Buy | 09.03.2015 02:30:00 | 1.26023 | 0.14 | 09.03.2015 03:55:00 | 1.26118 | \$ 889.36 |
| 1159 | Buy | 09.03.2015 02:00:00 | 1.26063 | 0.14 | 09.03.2015 03:55:00 | 1.26124 | \$ 509.18 |
| 1158 | Buy | 09.03.2015 01:55:00 | 1.26124 | 0.14 | 09.03.2015 03:55:00 | 1.26123 | \$ -184.09 |
| 1567 | Sell | 09.03.2015 02:15:00 | 1.5063 | 1.08 | 09.03.2015 04:15:00 | 1.50544 | \$ 9791.69 |
| 1566 | Sell | 09.03.2015 02:00:00 | 1.50582 | 1.09 | 09.03.2015 04:15:00 | 1.50538 | \$ 5056.08 |
| 1565 | Sell | 09.03.2015 01:55:00 | 1.50466 | 1.1 | 09.03.2015 04:15:00 | 1.50542 | \$ -8813.36 |
| 1435 | Sell | 09.03.2015 02:05:00 | 1.08449 | 0.87 | 09.03.2015 04:45:00 | 1.08394 | \$ 5044.49 |
| 1434 | Sell | 09.03.2015 02:00:00 | 1.08389 | 0.88 | 09.03.2015 04:45:00 | 1.08403 | \$ -1298.81 |

| | | | | | | | |
|------|------|---------------------|---------|------|---------------------|---------|--------------|
| 1882 | Sell | 09.03.2015 02:30:00 | 130.93 | 1.53 | 09.03.2015 05:05:00 | 130.888 | \$ 4422.63 |
| 865 | Buy | 09.03.2015 02:00:00 | 120.7 | 0.28 | 09.03.2015 05:30:00 | 120.872 | \$ 4470.18 |
| 1713 | Buy | 10.03.2015 02:00:00 | 0.76873 | 0.14 | 10.03.2015 08:20:00 | 0.76527 | \$ -5277.62 |
| 1568 | Buy | 10.03.2015 02:30:00 | 1.5104 | 1.11 | 10.03.2015 09:00:00 | 1.50846 | \$ -22691.45 |
| 1164 | Sell | 10.03.2015 02:25:00 | 1.26241 | 0.14 | 10.03.2015 10:35:00 | 1.26314 | \$ -989.63 |
| 1163 | Sell | 10.03.2015 02:15:00 | 1.26208 | 0.14 | 10.03.2015 10:35:00 | 1.26314 | \$ -1358.82 |
| 1162 | Sell | 10.03.2015 02:10:00 | 1.26189 | 0.14 | 10.03.2015 10:35:00 | 1.26313 | \$ -1560.2 |
| 1161 | Sell | 10.03.2015 02:00:00 | 1.26166 | 0.14 | 10.03.2015 10:35:00 | 1.26323 | \$ -1929.4 |
| 1715 | Sell | 11.03.2015 02:30:00 | 0.76361 | 0.14 | 11.03.2015 03:35:00 | 0.76265 | \$ 1243.9 |
| 1714 | Sell | 11.03.2015 01:30:00 | 0.76341 | 0.14 | 11.03.2015 03:35:00 | 0.76268 | \$ 904.45 |
| 1436 | Sell | 11.03.2015 02:30:00 | 1.07026 | 0.89 | 11.03.2015 05:25:00 | 1.06952 | \$ 6943.16 |
| 898 | Buy | 11.03.2015 02:30:00 | 0.99802 | 0.56 | 11.03.2015 05:35:00 | 0.99898 | \$ 6186.43 |
| 897 | Buy | 11.03.2015 01:30:00 | 0.9987 | 0.56 | 11.03.2015 05:35:00 | 0.99895 | \$ 1606.91 |
| 1165 | Buy | 11.03.2015 23:30:00 | 1.27322 | 0.14 | 11.03.2015 23:41:00 | 1.27341 | \$ 39.54 |
| 1166 | Buy | 11.03.2015 23:45:00 | 1.27353 | 0.14 | 12.03.2015 00:54:00 | 1.27409 | \$ 335.19 |
| 1716 | Sell | 11.03.2015 23:30:00 | 0.76049 | 0.14 | 12.03.2015 01:12:00 | 0.75979 | \$ 780.07 |
| 1437 | Sell | 11.03.2015 23:30:00 | 1.05525 | 0.9 | 12.03.2015 01:29:00 | 1.05488 | \$ 3288.68 |
| 1169 | Buy | 12.03.2015 01:40:00 | 1.2735 | 0.14 | 12.03.2015 03:10:00 | 1.2752 | \$ 1728.0 |
| 1168 | Buy | 12.03.2015 01:30:00 | 1.27396 | 0.14 | 12.03.2015 03:10:00 | 1.27501 | \$ 1001.18 |
| 1167 | Buy | 12.03.2015 01:00:00 | 1.27428 | 0.14 | 12.03.2015 03:10:00 | 1.27512 | \$ 766.36 |
| 1570 | Sell | 12.03.2015 01:40:00 | 1.49398 | 1.09 | 12.03.2015 03:10:00 | 1.49259 | \$ 15972.64 |
| 1569 | Sell | 12.03.2015 01:30:00 | 1.49337 | 1.1 | 12.03.2015 03:10:00 | 1.49239 | \$ 11364.6 |
| 1439 | Sell | 12.03.2015 01:40:00 | 1.05545 | 0.9 | 12.03.2015 03:15:00 | 1.05342 | \$ 19260.78 |
| 1438 | Sell | 12.03.2015 01:30:00 | 1.05498 | 0.9 | 12.03.2015 03:15:00 | 1.05342 | \$ 14801.39 |
| 1719 | Sell | 12.03.2015 01:45:00 | 0.76068 | 0.14 | 12.03.2015 04:35:00 | 0.75916 | \$ 2070.36 |
| 1718 | Sell | 12.03.2015 01:35:00 | 0.76042 | 0.14 | 12.03.2015 04:35:00 | 0.75908 | \$ 1804.71 |
| 1717 | Sell | 12.03.2015 01:30:00 | 0.76024 | 0.14 | 12.03.2015 04:35:00 | 0.75917 | \$ 1406.24 |
| 1883 | Sell | 12.03.2015 01:45:00 | 128.145 | 1.56 | 12.03.2015 05:15:00 | 127.957 | \$ 27328.88 |
| 899 | Sell | 12.03.2015 22:00:00 | 1.00642 | 0.56 | 12.03.2015 22:40:00 | 1.00453 | \$ 12186.5 |
| 1574 | Buy | 12.03.2015 22:00:00 | 1.48503 | 1.08 | 12.03.2015 23:00:00 | 1.48807 | \$ 34596.72 |
| 1573 | Buy | 12.03.2015 21:55:00 | 1.48543 | 1.09 | 12.03.2015 23:00:00 | 1.48809 | \$ 30552.43 |
| 1572 | Buy | 12.03.2015 21:45:00 | 1.48552 | 1.1 | 12.03.2015 23:00:00 | 1.48801 | \$ 28862.21 |
| 1571 | Buy | 12.03.2015 21:40:00 | 1.48579 | 1.11 | 12.03.2015 23:00:00 | 1.48803 | \$ 26200.44 |
| 1884 | Buy | 12.03.2015 22:00:00 | 128.644 | 1.57 | 12.03.2015 23:00:00 | 128.87 | \$ 33462.41 |
| 1171 | Sell | 12.03.2015 22:10:00 | 1.27144 | 0.14 | 12.03.2015 23:15:00 | 1.26958 | \$ 1908.03 |
| 1170 | Sell | 12.03.2015 22:00:00 | 1.27124 | 0.14 | 12.03.2015 23:15:00 | 1.26958 | \$ 1684.27 |
| 1440 | Buy | 12.03.2015 22:00:00 | 1.05993 | 0.91 | 12.03.2015 23:15:00 | 1.06271 | \$ 26657.77 |
| 1576 | Sell | 12.03.2015 23:10:00 | 1.48878 | 1.13 | 13.03.2015 00:55:00 | 1.48865 | \$ 1173.61 |
| 1577 | Sell | 12.03.2015 23:15:00 | 1.48891 | 1.12 | 13.03.2015 00:55:00 | 1.48862 | \$ 3052.39 |
| 1578 | Sell | 12.03.2015 23:20:00 | 1.48915 | 1.11 | 13.03.2015 00:55:00 | 1.48867 | \$ 5248.51 |
| 1580 | Sell | 13.03.2015 02:20:00 | 1.48947 | 1.12 | 13.03.2015 03:10:00 | 1.48749 | \$ 23378.6 |
| 1579 | Sell | 13.03.2015 02:05:00 | 1.48913 | 1.13 | 13.03.2015 03:10:00 | 1.48759 | \$ 18345.71 |
| 1575 | Sell | 12.03.2015 23:05:00 | 1.48824 | 1.14 | 13.03.2015 03:10:00 | 1.48751 | \$ 8394.92 |
| 1887 | Sell | 16.03.2015 01:40:00 | 127.508 | 1.56 | 16.03.2015 02:45:00 | 127.191 | \$ 47462.81 |
| 1886 | Sell | 16.03.2015 01:30:00 | 127.485 | 1.57 | 16.03.2015 02:45:00 | 127.188 | \$ 44627.58 |
| 1885 | Sell | 16.03.2015 01:10:00 | 127.361 | 1.59 | 16.03.2015 02:45:00 | 127.184 | \$ 26117.9 |
| 1441 | Sell | 16.03.2015 01:30:00 | 1.05029 | 0.93 | 16.03.2015 03:05:00 | 1.04927 | \$ 10000.43 |
| 1582 | Sell | 16.03.2015 01:35:00 | 1.4752 | 1.14 | 16.03.2015 06:10:00 | 1.47539 | \$ -2283.47 |
| 1581 | Sell | 16.03.2015 01:30:00 | 1.47498 | 1.15 | 16.03.2015 06:10:00 | 1.4754 | \$ -5091.93 |
| 900 | Sell | 16.03.2015 21:30:00 | 1.00765 | 0.56 | 17.03.2015 00:05:00 | 1.00673 | \$ 5611.84 |
| 1445 | Buy | 16.03.2015 23:20:00 | 1.05654 | 0.9 | 17.03.2015 02:00:00 | 1.05694 | \$ 3264.33 |
| 1444 | Buy | 16.03.2015 23:10:00 | 1.05675 | 0.91 | 17.03.2015 02:00:00 | 1.05712 | \$ 3012.93 |
| 1443 | Buy | 16.03.2015 23:05:00 | 1.05695 | 0.91 | 17.03.2015 02:00:00 | 1.05695 | \$ -535.05 |
| 1442 | Buy | 16.03.2015 23:00:00 | 1.05736 | 0.92 | 17.03.2015 02:00:00 | 1.05711 | \$ -2964.55 |
| 1891 | Buy | 16.03.2015 23:20:00 | 128.269 | 1.57 | 17.03.2015 02:10:00 | 128.295 | \$ 1356.84 |
| 1890 | Buy | 16.03.2015 23:10:00 | 128.293 | 1.58 | 17.03.2015 02:10:00 | 128.299 | \$ -1794.6 |
| 1889 | Buy | 16.03.2015 23:05:00 | 128.319 | 1.6 | 17.03.2015 02:10:00 | 128.294 | \$ -6777.84 |
| 1888 | Buy | 16.03.2015 23:00:00 | 128.376 | 1.61 | 17.03.2015 02:10:00 | 128.305 | \$ -14227.07 |
| 325 | Buy | 17.03.2015 21:25:00 | 0.71792 | 0.2 | 17.03.2015 22:05:00 | 0.71847 | \$ 1250.3 |
| 1585 | Sell | 17.03.2015 21:45:00 | 1.47641 | 1.13 | 17.03.2015 22:25:00 | 1.47437 | \$ 24302.11 |

| | | | | | | | |
|------|------|---------------------|---------|------|---------------------|---------|---------------|
| 1584 | Sell | 17.03.2015 21:30:00 | 1.47617 | 1.14 | 17.03.2015 22:25:00 | 1.47453 | \$ 19709.88 |
| 1583 | Sell | 17.03.2015 21:25:00 | 1.47579 | 1.15 | 17.03.2015 22:25:00 | 1.47434 | \$ 17579.28 |
| 902 | Sell | 17.03.2015 22:20:00 | 1.00682 | 0.56 | 18.03.2015 00:30:00 | 1.00576 | \$ 6514.96 |
| 901 | Sell | 17.03.2015 22:00:00 | 1.00658 | 0.56 | 18.03.2015 00:30:00 | 1.00576 | \$ 4966.76 |
| 1172 | Buy | 18.03.2015 21:25:00 | 1.26216 | 0.14 | 18.03.2015 21:30:00 | 1.26426 | \$ 2175.27 |
| 1586 | Sell | 18.03.2015 21:25:00 | 1.48719 | 1.17 | 18.03.2015 21:30:00 | 1.48523 | \$ 24175.6 |
| 1892 | Sell | 18.03.2015 21:25:00 | 129.88 | 1.59 | 18.03.2015 21:30:00 | 129.762 | \$ 16696.78 |
| 1893 | Sell | 18.03.2015 21:35:00 | 130.028 | 1.59 | 18.03.2015 21:44:00 | 129.942 | \$ 11606.59 |
| 1587 | Sell | 18.03.2015 21:35:00 | 1.48847 | 1.17 | 18.03.2015 21:51:00 | 1.48591 | \$ 31576.3 |
| 1173 | Buy | 18.03.2015 21:35:00 | 1.26422 | 0.14 | 18.03.2015 22:01:00 | 1.26668 | \$ 2577.81 |
| 1894 | Sell | 18.03.2015 21:45:00 | 129.888 | 1.59 | 18.03.2015 22:02:00 | 129.705 | \$ 27031.61 |
| 1588 | Sell | 18.03.2015 21:55:00 | 1.48511 | 1.18 | 18.03.2015 23:02:00 | 1.49807 | \$ -161221.29 |
| 1589 | Sell | 18.03.2015 22:00:00 | 1.48584 | 1.17 | 18.03.2015 23:03:00 | 1.49891 | \$ -161211.79 |
| 1590 | Sell | 18.03.2015 22:05:00 | 1.48813 | 1.15 | 18.03.2015 23:04:00 | 1.5011 | \$ -157243.68 |
| 1591 | Sell | 18.03.2015 22:10:00 | 1.4888 | 1.13 | 18.03.2015 23:04:00 | 1.50194 | \$ -156534.18 |
| 326 | Buy | 18.03.2015 22:00:00 | 0.72273 | 0.19 | 18.03.2015 23:05:00 | 0.72741 | \$ 11869.04 |
| 1592 | Sell | 18.03.2015 23:05:00 | 1.51543 | 1.02 | 18.03.2015 23:06:00 | 1.50345 | \$ 128822.69 |
| 905 | Sell | 19.03.2015 01:10:00 | 0.98373 | 0.56 | 19.03.2015 01:59:00 | 0.98296 | \$ 4961.55 |
| 906 | Sell | 19.03.2015 01:15:00 | 0.98478 | 0.56 | 19.03.2015 01:59:00 | 0.98294 | \$ 11863.96 |
| 1720 | Buy | 19.03.2015 01:00:00 | 0.77412 | 0.14 | 19.03.2015 02:15:00 | 0.77686 | \$ 3869.55 |
| 1447 | Buy | 19.03.2015 01:10:00 | 1.08265 | 0.9 | 19.03.2015 02:50:00 | 1.08392 | \$ 12044.36 |
| 1446 | Buy | 19.03.2015 01:00:00 | 1.08311 | 0.91 | 19.03.2015 02:50:00 | 1.08393 | \$ 7863.08 |
| 866 | Sell | 19.03.2015 02:00:00 | 120.305 | 0.28 | 19.03.2015 02:55:00 | 120.122 | \$ 4778.18 |
| 903 | Sell | 19.03.2015 01:00:00 | 0.98216 | 0.57 | 19.03.2015 03:06:00 | 0.98183 | \$ 2161.09 |
| 904 | Sell | 19.03.2015 01:05:00 | 0.98235 | 0.57 | 19.03.2015 03:06:00 | 0.98176 | \$ 3868.26 |
| 907 | Buy | 19.03.2015 22:00:00 | 0.99073 | 0.57 | 19.03.2015 22:42:00 | 0.99134 | \$ 3999.08 |
| 868 | Buy | 19.03.2015 23:35:00 | 120.73 | 0.28 | 20.03.2015 01:10:00 | 120.85 | \$ 2965.18 |
| 867 | Buy | 19.03.2015 23:30:00 | 120.826 | 0.28 | 20.03.2015 01:10:00 | 120.851 | \$ 305.18 |
| 1451 | Sell | 19.03.2015 23:35:00 | 1.06537 | 0.9 | 20.03.2015 03:30:00 | 1.06611 | \$ -7095.14 |
| 1450 | Sell | 19.03.2015 23:25:00 | 1.06487 | 0.91 | 20.03.2015 03:30:00 | 1.06599 | \$ -10819.5 |
| 1449 | Sell | 19.03.2015 23:00:00 | 1.0643 | 0.92 | 20.03.2015 03:30:00 | 1.06594 | \$ -15981.83 |
| 1448 | Sell | 19.03.2015 22:00:00 | 1.06394 | 0.93 | 20.03.2015 03:30:00 | 1.06612 | \$ -21449.89 |
| 1596 | Sell | 19.03.2015 23:30:00 | 1.4734 | 1.03 | 20.03.2015 03:30:00 | 1.47483 | \$ -15869.63 |
| 1595 | Sell | 19.03.2015 23:25:00 | 1.47324 | 1.04 | 20.03.2015 03:30:00 | 1.47495 | \$ -19093.62 |
| 1594 | Sell | 19.03.2015 23:20:00 | 1.47289 | 1.04 | 20.03.2015 03:30:00 | 1.4749 | \$ -22382.81 |
| 1593 | Sell | 19.03.2015 23:00:00 | 1.47256 | 1.05 | 20.03.2015 03:30:00 | 1.47495 | \$ -26804.41 |
| 1898 | Sell | 20.03.2015 01:30:00 | 128.857 | 1.56 | 20.03.2015 03:55:00 | 128.75 | \$ 14681.91 |
| 1897 | Sell | 19.03.2015 23:00:00 | 128.735 | 1.59 | 20.03.2015 03:55:00 | 128.743 | \$ -3673.62 |
| 1896 | Sell | 19.03.2015 22:05:00 | 128.682 | 1.6 | 20.03.2015 03:55:00 | 128.746 | \$ -12655.73 |
| 1895 | Sell | 19.03.2015 22:00:00 | 128.659 | 1.62 | 20.03.2015 03:55:00 | 128.743 | \$ -16053.73 |
| 1724 | Sell | 19.03.2015 23:35:00 | 0.76418 | 0.14 | 20.03.2015 07:25:00 | 0.76693 | \$ -4258.17 |
| 1723 | Sell | 19.03.2015 23:30:00 | 0.76356 | 0.14 | 20.03.2015 07:25:00 | 0.76694 | \$ -5187.95 |
| 1722 | Sell | 19.03.2015 23:25:00 | 0.76326 | 0.14 | 20.03.2015 07:25:00 | 0.76683 | \$ -5468.35 |
| 1721 | Sell | 19.03.2015 23:00:00 | 0.76281 | 0.14 | 20.03.2015 07:25:00 | 0.76691 | \$ -6250.55 |
| 1174 | Buy | 19.03.2015 22:05:00 | 1.27372 | 0.14 | 20.03.2015 08:05:00 | 1.2686 | \$ -5937.35 |
| 1175 | Buy | 19.03.2015 22:10:00 | 1.27285 | 0.14 | 20.03.2015 08:10:00 | 1.26815 | \$ -5467.71 |
| 1176 | Buy | 19.03.2015 23:00:00 | 1.2726 | 0.14 | 20.03.2015 09:05:00 | 1.26778 | \$ -5601.9 |
| 1177 | Buy | 19.03.2015 23:35:00 | 1.27234 | 0.14 | 20.03.2015 09:35:00 | 1.26762 | \$ -5490.08 |
| 908 | Buy | 20.03.2015 00:00:00 | 0.98982 | 0.57 | 20.03.2015 10:05:00 | 0.98959 | \$ -1515.69 |
| 1725 | Buy | 23.03.2015 00:00:00 | 0.77806 | 0.14 | 23.03.2015 00:05:00 | 0.77832 | \$ 210.69 |
| 870 | Sell | 23.03.2015 02:25:00 | 120.092 | 0.28 | 23.03.2015 03:05:00 | 119.964 | \$ 3238.18 |
| 869 | Sell | 23.03.2015 02:05:00 | 120.055 | 0.28 | 23.03.2015 03:05:00 | 119.953 | \$ 2510.18 |
| 911 | Sell | 23.03.2015 02:25:00 | 0.97853 | 0.57 | 23.03.2015 03:32:00 | 0.97822 | \$ 2029.78 |
| 1728 | Buy | 23.03.2015 02:15:00 | 0.77773 | 0.13 | 23.03.2015 03:39:00 | 0.77798 | \$ 181.93 |
| 1729 | Buy | 23.03.2015 02:25:00 | 0.77737 | 0.13 | 23.03.2015 03:39:00 | 0.77798 | \$ 675.12 |
| 1727 | Buy | 23.03.2015 02:10:00 | 0.77814 | 0.14 | 23.03.2015 06:30:00 | 0.77947 | \$ 1789.31 |
| 1726 | Buy | 23.03.2015 02:00:00 | 0.7783 | 0.14 | 23.03.2015 06:30:00 | 0.77958 | \$ 1715.53 |
| 1178 | Sell | 23.03.2015 01:30:00 | 1.25825 | 0.14 | 23.03.2015 06:45:00 | 1.25786 | \$ 263.41 |
| 910 | Sell | 23.03.2015 01:50:00 | 0.97785 | 0.57 | 23.03.2015 06:50:00 | 0.97865 | \$ -5258.53 |
| 909 | Sell | 23.03.2015 01:30:00 | 0.9776 | 0.58 | 23.03.2015 06:50:00 | 0.97859 | \$ -6620.23 |

| | | | | | | | |
|------|------|---------------------|---------|------|---------------------|---------|--------------|
| 1600 | Buy | 23.03.2015 02:25:00 | 1.49461 | 1.0 | 23.03.2015 06:55:00 | 1.49336 | \$ -13171.87 |
| 1599 | Buy | 23.03.2015 02:20:00 | 1.49528 | 1.02 | 23.03.2015 06:55:00 | 1.49349 | \$ -19239.37 |
| 1598 | Buy | 23.03.2015 02:15:00 | 1.49562 | 1.02 | 23.03.2015 06:55:00 | 1.49344 | \$ -23431.19 |
| 1597 | Buy | 23.03.2015 01:30:00 | 1.49587 | 1.03 | 23.03.2015 06:55:00 | 1.49337 | \$ -27134.06 |
| 1455 | Buy | 23.03.2015 02:20:00 | 1.08274 | 0.88 | 23.03.2015 07:05:00 | 1.08266 | \$ -741.84 |
| 1454 | Buy | 23.03.2015 02:15:00 | 1.08339 | 0.89 | 23.03.2015 07:05:00 | 1.08267 | \$ -6752.43 |
| 1453 | Buy | 23.03.2015 02:10:00 | 1.08375 | 0.89 | 23.03.2015 07:05:00 | 1.08261 | \$ -10691.35 |
| 1452 | Buy | 23.03.2015 02:05:00 | 1.0838 | 0.9 | 23.03.2015 07:05:00 | 1.08274 | \$ -10052.77 |
| 1601 | Sell | 23.03.2015 23:00:00 | 1.49674 | 1.01 | 24.03.2015 01:05:00 | 1.49576 | \$ 10099.54 |
| 1456 | Buy | 24.03.2015 01:00:00 | 1.0944 | 0.89 | 24.03.2015 01:20:00 | 1.09549 | \$ 10222.43 |
| 1730 | Buy | 24.03.2015 01:00:00 | 0.78755 | 0.13 | 24.03.2015 01:20:00 | 0.78842 | \$ 1031.31 |
| 1901 | Buy | 24.03.2015 00:35:00 | 131.005 | 1.56 | 24.03.2015 01:20:00 | 131.135 | \$ 18236.49 |
| 1900 | Buy | 24.03.2015 00:30:00 | 131.018 | 1.57 | 24.03.2015 01:20:00 | 131.139 | \$ 16940.16 |
| 1899 | Buy | 24.03.2015 00:25:00 | 131.036 | 1.58 | 24.03.2015 01:20:00 | 131.136 | \$ 13729.6 |
| 1179 | Sell | 24.03.2015 00:00:00 | 1.25211 | 0.14 | 24.03.2015 01:25:00 | 1.25106 | \$ 1001.81 |
| 1902 | Buy | 24.03.2015 02:30:00 | 131.03 | 1.6 | 24.03.2015 03:40:00 | 131.05 | \$ 1103.46 |
| 915 | Sell | 24.03.2015 23:10:00 | 0.95894 | 0.57 | 25.03.2015 01:17:00 | 0.95869 | \$ 1312.8 |
| 916 | Sell | 25.03.2015 01:30:00 | 0.95904 | 0.57 | 25.03.2015 03:10:00 | 0.95857 | \$ 3080.34 |
| 914 | Sell | 24.03.2015 23:05:00 | 0.95876 | 0.57 | 25.03.2015 03:10:00 | 0.95849 | \$ 1444.12 |
| 913 | Sell | 24.03.2015 22:15:00 | 0.95852 | 0.57 | 25.03.2015 03:10:00 | 0.95861 | \$ -919.66 |
| 912 | Sell | 24.03.2015 22:00:00 | 0.95802 | 0.58 | 25.03.2015 03:10:00 | 0.95861 | \$ -4276.41 |
| 872 | Sell | 25.03.2015 21:55:00 | 119.636 | 0.29 | 25.03.2015 22:55:00 | 119.45 | \$ 5035.83 |
| 871 | Sell | 25.03.2015 21:30:00 | 119.617 | 0.29 | 25.03.2015 22:55:00 | 119.458 | \$ 4252.83 |
| 1458 | Buy | 25.03.2015 22:05:00 | 1.0956 | 0.88 | 25.03.2015 23:10:00 | 1.09725 | \$ 15300.45 |
| 1457 | Buy | 25.03.2015 22:00:00 | 1.09589 | 0.89 | 25.03.2015 23:10:00 | 1.0973 | \$ 13223.51 |
| 1605 | Buy | 25.03.2015 22:00:00 | 1.48637 | 0.98 | 25.03.2015 23:25:00 | 1.48799 | \$ 16729.33 |
| 1604 | Buy | 25.03.2015 21:50:00 | 1.48706 | 0.99 | 25.03.2015 23:25:00 | 1.48793 | \$ 9075.95 |
| 1603 | Buy | 25.03.2015 21:45:00 | 1.48765 | 1.01 | 25.03.2015 23:25:00 | 1.48795 | \$ 3192.87 |
| 1602 | Buy | 25.03.2015 21:25:00 | 1.48816 | 1.01 | 25.03.2015 23:25:00 | 1.48805 | \$ -1170.72 |
| 917 | Sell | 25.03.2015 22:00:00 | 0.96166 | 0.58 | 26.03.2015 02:49:00 | 0.96043 | \$ 7226.09 |
| 918 | Sell | 25.03.2015 22:05:00 | 0.9619 | 0.57 | 26.03.2015 02:49:00 | 0.96049 | \$ 8283.39 |
| 1459 | Buy | 26.03.2015 21:55:00 | 1.08652 | 0.91 | 26.03.2015 22:35:00 | 1.08854 | \$ 19370.03 |
| 919 | Sell | 26.03.2015 21:25:00 | 0.96475 | 0.58 | 26.03.2015 22:45:00 | 0.9622 | \$ 17031.35 |
| 1460 | Sell | 27.03.2015 02:05:00 | 1.08831 | 0.91 | 27.03.2015 04:50:00 | 1.08753 | \$ 7482.93 |
| 1903 | Sell | 27.03.2015 02:05:00 | 129.715 | 1.61 | 27.03.2015 07:30:00 | 129.751 | \$ -7884.52 |
| 1180 | Buy | 30.03.2015 21:30:00 | 1.26829 | 0.14 | 30.03.2015 23:20:00 | 1.26979 | \$ 1504.36 |
| 1731 | Sell | 30.03.2015 21:30:00 | 0.76554 | 0.14 | 30.03.2015 23:54:00 | 0.76501 | \$ 609.28 |
| 920 | Buy | 31.03.2015 00:00:00 | 0.96687 | 0.58 | 31.03.2015 03:05:00 | 0.96772 | \$ 5672.53 |
| 1181 | Buy | 31.03.2015 00:00:00 | 1.26746 | 0.14 | 31.03.2015 03:05:00 | 1.26846 | \$ 945.27 |
| 1732 | Sell | 31.03.2015 00:00:00 | 0.76516 | 0.14 | 31.03.2015 03:05:00 | 0.76462 | \$ 624.04 |
| 873 | Buy | 31.03.2015 00:00:00 | 120.072 | 0.29 | 31.03.2015 04:05:00 | 120.144 | \$ 1729.83 |
| 1461 | Sell | 31.03.2015 00:00:00 | 1.08323 | 0.91 | 31.03.2015 04:50:00 | 1.08277 | \$ 4413.0 |
| 1184 | Buy | 31.03.2015 21:45:00 | 1.26546 | 0.14 | 31.03.2015 22:50:00 | 1.2667 | \$ 1213.64 |
| 1183 | Buy | 31.03.2015 21:40:00 | 1.26592 | 0.14 | 31.03.2015 22:50:00 | 1.26658 | \$ 565.08 |
| 1182 | Buy | 31.03.2015 21:25:00 | 1.26601 | 0.14 | 31.03.2015 22:50:00 | 1.2667 | \$ 598.64 |
| 1462 | Sell | 31.03.2015 23:05:00 | 1.07524 | 0.92 | 31.03.2015 23:50:00 | 1.07394 | \$ 12608.59 |
| 1609 | Buy | 31.03.2015 23:40:00 | 1.48217 | 0.99 | 01.04.2015 01:25:00 | 1.48304 | \$ 8653.47 |
| 1608 | Buy | 31.03.2015 23:20:00 | 1.48232 | 1.0 | 01.04.2015 01:25:00 | 1.48313 | \$ 8108.63 |
| 1607 | Buy | 31.03.2015 23:15:00 | 1.4826 | 1.01 | 01.04.2015 01:25:00 | 1.48317 | \$ 5635.41 |
| 1606 | Buy | 31.03.2015 23:05:00 | 1.4832 | 1.02 | 01.04.2015 01:25:00 | 1.48302 | \$ -2369.96 |
| 874 | Sell | 01.04.2015 00:00:00 | 120.114 | 0.29 | 01.04.2015 03:05:00 | 119.963 | \$ 4020.83 |
| 1907 | Sell | 31.03.2015 22:55:00 | 128.94 | 1.58 | 01.04.2015 04:00:00 | 128.722 | \$ 32054.46 |
| 1906 | Sell | 31.03.2015 22:50:00 | 128.909 | 1.59 | 01.04.2015 04:00:00 | 128.725 | \$ 26851.71 |
| 1905 | Sell | 31.03.2015 22:45:00 | 128.889 | 1.61 | 01.04.2015 04:00:00 | 128.727 | \$ 23647.65 |
| 1904 | Sell | 31.03.2015 21:40:00 | 128.88 | 1.62 | 01.04.2015 04:00:00 | 128.737 | \$ 20716.85 |
| 327 | Sell | 31.03.2015 22:30:00 | 0.72395 | 0.2 | 01.04.2015 08:35:00 | 0.72529 | \$ -3928.65 |
| 329 | Sell | 31.03.2015 22:50:00 | 0.72445 | 0.2 | 01.04.2015 08:50:00 | 0.72538 | \$ -2811.34 |
| 328 | Sell | 31.03.2015 22:45:00 | 0.72427 | 0.2 | 01.04.2015 08:50:00 | 0.72545 | \$ -3492.62 |
| 330 | Sell | 31.03.2015 22:55:00 | 0.72469 | 0.19 | 01.04.2015 09:00:00 | 0.72548 | \$ -2308.33 |
| 1187 | Sell | 01.04.2015 22:35:00 | 1.26268 | 0.14 | 02.04.2015 00:00:00 | 1.2619 | \$ 574.95 |

| | | | | | | | |
|------|------|---------------------|---------|------|---------------------|---------|--------------|
| 1186 | Sell | 01.04.2015 22:10:00 | 1.26243 | 0.14 | 02.04.2015 00:00:00 | 1.26193 | \$ 261.69 |
| 1185 | Sell | 01.04.2015 22:00:00 | 1.26194 | 0.14 | 02.04.2015 00:00:00 | 1.26197 | \$ -331.26 |
| 875 | Sell | 02.04.2015 00:00:00 | 119.761 | 0.29 | 02.04.2015 02:35:00 | 119.631 | \$ 3411.83 |
| 1611 | Buy | 02.04.2015 22:10:00 | 1.48162 | 1.02 | 02.04.2015 23:00:00 | 1.48212 | \$ 5374.12 |
| 1909 | Buy | 02.04.2015 23:15:00 | 130.229 | 1.62 | 03.04.2015 00:25:00 | 130.326 | \$ 12870.62 |
| 1908 | Buy | 02.04.2015 22:35:00 | 130.278 | 1.63 | 03.04.2015 00:25:00 | 130.331 | \$ 5777.03 |
| 1610 | Buy | 02.04.2015 22:05:00 | 1.48218 | 1.03 | 03.04.2015 03:00:00 | 1.48249 | \$ 2925.08 |
| 1466 | Buy | 03.04.2015 01:20:00 | 1.08741 | 0.89 | 03.04.2015 05:10:00 | 1.08728 | \$ -1219.19 |
| 1465 | Buy | 03.04.2015 01:05:00 | 1.0876 | 0.9 | 03.04.2015 05:10:00 | 1.08737 | \$ -2181.26 |
| 1464 | Buy | 02.04.2015 23:15:00 | 1.08784 | 0.91 | 03.04.2015 05:10:00 | 1.08733 | \$ -5425.5 |
| 1463 | Buy | 02.04.2015 23:00:00 | 1.08801 | 0.91 | 03.04.2015 05:10:00 | 1.08719 | \$ -8398.13 |
| 1911 | Buy | 03.04.2015 01:20:00 | 130.187 | 1.62 | 03.04.2015 05:10:00 | 130.138 | \$ -10047.14 |
| 1910 | Buy | 03.04.2015 01:05:00 | 130.225 | 1.64 | 03.04.2015 05:10:00 | 130.132 | \$ -17387.59 |
| 331 | Buy | 06.04.2015 00:01:00 | 0.73676 | 0.19 | 06.04.2015 00:05:00 | 0.73606 | \$ -2045.04 |
| 1188 | Sell | 06.04.2015 01:30:00 | 1.24883 | 0.14 | 06.04.2015 03:45:00 | 1.24675 | \$ 2154.16 |
| 1615 | Buy | 06.04.2015 22:10:00 | 1.48859 | 0.98 | 06.04.2015 22:17:00 | 1.48889 | \$ 3098.03 |
| 1470 | Buy | 06.04.2015 22:20:00 | 1.09146 | 0.85 | 06.04.2015 22:26:00 | 1.09172 | \$ 2328.79 |
| 1471 | Buy | 06.04.2015 22:30:00 | 1.09215 | 0.86 | 06.04.2015 23:14:00 | 1.09317 | \$ 9243.49 |
| 1191 | Sell | 06.04.2015 22:30:00 | 1.24946 | 0.14 | 07.04.2015 00:35:00 | 1.24772 | \$ 1732.17 |
| 1190 | Sell | 06.04.2015 21:35:00 | 1.24762 | 0.14 | 07.04.2015 00:35:00 | 1.24763 | \$ -225.7 |
| 1189 | Sell | 06.04.2015 21:30:00 | 1.24733 | 0.14 | 07.04.2015 00:35:00 | 1.24768 | \$ -606.09 |
| 924 | Sell | 06.04.2015 22:10:00 | 0.95867 | 0.57 | 07.04.2015 01:05:00 | 0.95743 | \$ 7813.18 |
| 923 | Sell | 06.04.2015 22:05:00 | 0.95613 | 0.58 | 07.04.2015 01:05:00 | 0.9576 | \$ -10155.9 |
| 922 | Sell | 06.04.2015 21:30:00 | 0.95584 | 0.58 | 07.04.2015 01:05:00 | 0.95761 | \$ -12160.26 |
| 921 | Sell | 06.04.2015 21:25:00 | 0.95532 | 0.59 | 07.04.2015 01:05:00 | 0.95761 | \$ -15904.06 |
| 1616 | Buy | 06.04.2015 22:20:00 | 1.48795 | 0.98 | 07.04.2015 01:15:00 | 1.4895 | \$ 15588.26 |
| 1614 | Buy | 06.04.2015 22:05:00 | 1.49112 | 1.01 | 07.04.2015 01:15:00 | 1.48944 | \$ -18311.05 |
| 1613 | Buy | 06.04.2015 21:45:00 | 1.49214 | 1.02 | 07.04.2015 01:15:00 | 1.48944 | \$ -29455.56 |
| 1612 | Buy | 06.04.2015 21:25:00 | 1.49241 | 1.03 | 07.04.2015 01:15:00 | 1.48952 | \$ -31806.53 |
| 1915 | Buy | 07.04.2015 00:00:00 | 130.54 | 1.58 | 07.04.2015 02:40:00 | 130.706 | \$ 24165.42 |
| 1914 | Buy | 06.04.2015 23:55:00 | 130.566 | 1.6 | 07.04.2015 02:40:00 | 130.69 | \$ 17026.1 |
| 1913 | Buy | 06.04.2015 23:50:00 | 130.618 | 1.61 | 07.04.2015 02:40:00 | 130.7 | \$ 10369.87 |
| 1912 | Buy | 06.04.2015 22:30:00 | 130.624 | 1.62 | 07.04.2015 02:40:00 | 130.706 | \$ 10434.0 |
| 332 | Buy | 06.04.2015 22:30:00 | 0.7341 | 0.19 | 07.04.2015 02:45:00 | 0.73449 | \$ 673.12 |
| 1736 | Buy | 06.04.2015 22:10:00 | 0.76062 | 0.14 | 07.04.2015 04:30:00 | 0.7593 | \$ -2151.5 |
| 1735 | Buy | 06.04.2015 22:05:00 | 0.76197 | 0.14 | 07.04.2015 04:30:00 | 0.75915 | \$ -4364.53 |
| 1734 | Buy | 06.04.2015 22:00:00 | 0.76257 | 0.14 | 07.04.2015 04:30:00 | 0.75919 | \$ -5190.71 |
| 1733 | Buy | 06.04.2015 21:25:00 | 0.76282 | 0.14 | 07.04.2015 04:30:00 | 0.75918 | \$ -5574.31 |
| 1472 | Buy | 06.04.2015 23:50:00 | 1.09288 | 0.87 | 07.04.2015 05:05:00 | 1.09473 | \$ 16448.58 |
| 1469 | Buy | 06.04.2015 22:10:00 | 1.09358 | 0.88 | 07.04.2015 05:05:00 | 1.09475 | \$ 10332.0 |
| 1468 | Buy | 06.04.2015 22:05:00 | 1.09696 | 0.9 | 07.04.2015 05:05:00 | 1.09492 | \$ -19876.02 |
| 1467 | Buy | 06.04.2015 21:30:00 | 1.09783 | 0.9 | 07.04.2015 05:05:00 | 1.09482 | \$ -29075.25 |
| 1473 | Sell | 08.04.2015 02:00:00 | 1.08251 | 0.91 | 08.04.2015 09:05:00 | 1.08353 | \$ -9785.36 |
| 876 | Buy | 08.04.2015 00:00:00 | 120.251 | 0.29 | 08.04.2015 09:40:00 | 119.962 | \$ -8739.17 |
| 1474 | Buy | 08.04.2015 21:40:00 | 1.07833 | 0.91 | 08.04.2015 22:16:00 | 1.07913 | \$ 7671.3 |
| 1618 | Buy | 08.04.2015 21:40:00 | 1.48705 | 1.0 | 08.04.2015 22:16:00 | 1.48748 | \$ 4531.12 |
| 1192 | Sell | 08.04.2015 21:40:00 | 1.25503 | 0.14 | 08.04.2015 22:17:00 | 1.25448 | \$ 442.42 |
| 1621 | Buy | 08.04.2015 23:00:00 | 1.48673 | 0.99 | 09.04.2015 00:45:00 | 1.48721 | \$ 3739.98 |
| 1620 | Buy | 08.04.2015 22:25:00 | 1.48684 | 1.0 | 09.04.2015 00:45:00 | 1.48705 | \$ 932.63 |
| 1619 | Buy | 08.04.2015 22:20:00 | 1.48713 | 1.01 | 09.04.2015 00:45:00 | 1.48722 | \$ -335.19 |
| 1617 | Buy | 08.04.2015 21:35:00 | 1.48744 | 1.01 | 09.04.2015 00:45:00 | 1.48721 | \$ -3740.91 |
| 1739 | Buy | 09.04.2015 00:05:00 | 0.76798 | 0.14 | 09.04.2015 05:15:00 | 0.7689 | \$ 1184.41 |
| 1738 | Buy | 08.04.2015 23:40:00 | 0.76834 | 0.14 | 09.04.2015 05:15:00 | 0.76905 | \$ 781.2 |
| 1737 | Buy | 08.04.2015 23:10:00 | 0.7686 | 0.14 | 09.04.2015 05:15:00 | 0.76898 | \$ 294.34 |
| 880 | Sell | 09.04.2015 22:15:00 | 120.741 | 0.28 | 09.04.2015 23:15:00 | 120.601 | \$ 3574.18 |
| 879 | Sell | 09.04.2015 22:00:00 | 120.687 | 0.28 | 09.04.2015 23:15:00 | 120.586 | \$ 2482.18 |
| 878 | Sell | 09.04.2015 21:30:00 | 120.665 | 0.28 | 09.04.2015 23:15:00 | 120.589 | \$ 1782.18 |
| 877 | Sell | 09.04.2015 21:25:00 | 120.647 | 0.29 | 09.04.2015 23:15:00 | 120.593 | \$ 1207.83 |
| 1740 | Buy | 09.04.2015 21:30:00 | 0.76832 | 0.14 | 09.04.2015 23:35:00 | 0.76924 | \$ 1184.41 |
| 1622 | Sell | 09.04.2015 23:30:00 | 1.47137 | 1.01 | 10.04.2015 00:55:00 | 1.47079 | \$ 5840.45 |

| | | | | | | | |
|------|------|---------------------|---------|------|---------------------|---------|--------------|
| 1193 | Buy | 10.04.2015 00:00:00 | 1.25768 | 0.14 | 10.04.2015 02:30:00 | 1.25867 | \$ 934.09 |
| 928 | Buy | 10.04.2015 01:10:00 | 0.97677 | 0.57 | 10.04.2015 02:40:00 | 0.97724 | \$ 3079.95 |
| 927 | Buy | 10.04.2015 00:35:00 | 0.97697 | 0.57 | 10.04.2015 02:40:00 | 0.97717 | \$ 1307.34 |
| 926 | Buy | 09.04.2015 23:40:00 | 0.97705 | 0.57 | 10.04.2015 02:40:00 | 0.9772 | \$ 971.2 |
| 925 | Buy | 09.04.2015 23:30:00 | 0.97736 | 0.57 | 10.04.2015 02:40:00 | 0.97722 | \$ -932.71 |
| 1478 | Sell | 09.04.2015 23:35:00 | 1.06621 | 0.9 | 10.04.2015 02:40:00 | 1.06602 | \$ 1728.76 |
| 1477 | Sell | 09.04.2015 23:25:00 | 1.06612 | 0.9 | 10.04.2015 02:40:00 | 1.06595 | \$ 1539.0 |
| 1476 | Sell | 09.04.2015 23:15:00 | 1.06598 | 0.91 | 10.04.2015 02:40:00 | 1.06597 | \$ 21.15 |
| 1475 | Sell | 09.04.2015 23:00:00 | 1.06535 | 0.92 | 10.04.2015 02:40:00 | 1.0659 | \$ -5410.01 |
| 1624 | Sell | 10.04.2015 01:40:00 | 1.47156 | 1.01 | 10.04.2015 02:40:00 | 1.47067 | \$ 9476.48 |
| 1623 | Sell | 10.04.2015 01:20:00 | 1.47139 | 1.02 | 10.04.2015 02:40:00 | 1.47067 | \$ 7742.26 |
| 1919 | Sell | 10.04.2015 00:25:00 | 128.598 | 1.62 | 10.04.2015 08:20:00 | 128.675 | \$ -14557.17 |
| 1918 | Sell | 09.04.2015 23:40:00 | 128.568 | 1.64 | 10.04.2015 08:20:00 | 128.679 | \$ -20678.12 |
| 1917 | Sell | 09.04.2015 23:00:00 | 128.544 | 1.65 | 10.04.2015 08:20:00 | 128.674 | \$ -23938.93 |
| 1916 | Sell | 09.04.2015 22:35:00 | 128.49 | 1.67 | 10.04.2015 08:20:00 | 128.676 | \$ -33580.33 |
| 1921 | Sell | 13.04.2015 02:00:00 | 127.595 | 1.64 | 13.04.2015 03:10:00 | 127.431 | \$ 24803.52 |
| 1920 | Sell | 13.04.2015 01:30:00 | 127.555 | 1.65 | 13.04.2015 03:10:00 | 127.425 | \$ 19345.38 |
| 1480 | Sell | 13.04.2015 02:10:00 | 1.06158 | 0.92 | 13.04.2015 05:10:00 | 1.06032 | \$ 12220.64 |
| 1479 | Sell | 13.04.2015 02:00:00 | 1.06131 | 0.92 | 13.04.2015 05:10:00 | 1.06026 | \$ 10183.86 |
| 881 | Buy | 13.04.2015 21:30:00 | 120.028 | 0.29 | 13.04.2015 23:15:00 | 120.134 | \$ 2715.83 |
| 930 | Sell | 14.04.2015 21:35:00 | 0.97307 | 0.58 | 14.04.2015 22:23:00 | 0.97289 | \$ 1196.82 |
| 1194 | Sell | 14.04.2015 21:35:00 | 1.24961 | 0.14 | 14.04.2015 23:45:00 | 1.24866 | \$ 889.94 |
| 929 | Sell | 14.04.2015 21:30:00 | 0.97258 | 0.58 | 15.04.2015 00:00:00 | 0.97185 | \$ 4542.82 |
| 1483 | Buy | 14.04.2015 22:25:00 | 1.06477 | 0.92 | 15.04.2015 00:00:00 | 1.06536 | \$ 5178.82 |
| 1482 | Buy | 14.04.2015 21:35:00 | 1.06508 | 0.93 | 15.04.2015 00:00:00 | 1.06531 | \$ 1707.16 |
| 1481 | Buy | 14.04.2015 21:30:00 | 1.06544 | 0.93 | 15.04.2015 00:00:00 | 1.0653 | \$ -1918.79 |
| 884 | Sell | 14.04.2015 23:15:00 | 119.482 | 0.29 | 15.04.2015 02:40:00 | 119.454 | \$ 333.48 |
| 1484 | Buy | 15.04.2015 02:30:00 | 1.06479 | 0.94 | 15.04.2015 05:10:00 | 1.06359 | \$ -11886.3 |
| 1922 | Buy | 14.04.2015 21:30:00 | 127.14 | 1.67 | 15.04.2015 05:10:00 | 127.226 | \$ 11482.17 |
| 1196 | Sell | 15.04.2015 01:25:00 | 1.24922 | 0.14 | 15.04.2015 05:20:00 | 1.24847 | \$ 666.18 |
| 1195 | Sell | 15.04.2015 01:00:00 | 1.24908 | 0.14 | 15.04.2015 05:20:00 | 1.2483 | \$ 699.74 |
| 1625 | Buy | 14.04.2015 21:35:00 | 1.47796 | 1.02 | 15.04.2015 07:40:00 | 1.47507 | \$ -31497.72 |
| 1626 | Buy | 14.04.2015 21:55:00 | 1.47785 | 1.01 | 15.04.2015 08:00:00 | 1.47525 | \$ -28102.5 |
| 882 | Sell | 14.04.2015 22:35:00 | 119.419 | 0.29 | 15.04.2015 08:35:00 | 119.7 | \$ -8627.52 |
| 883 | Sell | 14.04.2015 22:40:00 | 119.439 | 0.29 | 15.04.2015 08:45:00 | 119.681 | \$ -7496.52 |
| 1628 | Buy | 15.04.2015 01:15:00 | 1.47742 | 1.0 | 15.04.2015 08:45:00 | 1.47587 | \$ -16333.12 |
| 1627 | Buy | 15.04.2015 01:05:00 | 1.47761 | 1.0 | 15.04.2015 08:45:00 | 1.476 | \$ -16965.38 |
| 1629 | Sell | 15.04.2015 22:05:00 | 1.48484 | 1.0 | 15.04.2015 23:35:00 | 1.48307 | \$ 18659.87 |
| 886 | Sell | 15.04.2015 23:05:00 | 119.227 | 0.29 | 16.04.2015 00:25:00 | 119.079 | \$ 3572.78 |
| 885 | Sell | 15.04.2015 22:30:00 | 119.153 | 0.29 | 16.04.2015 00:25:00 | 119.072 | \$ 1629.78 |
| 1926 | Sell | 15.04.2015 22:30:00 | 127.196 | 1.62 | 16.04.2015 00:25:00 | 127.194 | \$ -2820.57 |
| 1925 | Sell | 15.04.2015 22:25:00 | 127.17 | 1.64 | 16.04.2015 00:25:00 | 127.191 | \$ -6626.93 |
| 1924 | Sell | 15.04.2015 22:20:00 | 127.074 | 1.66 | 16.04.2015 00:25:00 | 127.195 | \$ -23306.05 |
| 1923 | Sell | 15.04.2015 22:05:00 | 127.049 | 1.68 | 16.04.2015 00:25:00 | 127.18 | \$ -25266.49 |
| 1198 | Sell | 16.04.2015 01:25:00 | 1.23033 | 0.14 | 16.04.2015 03:05:00 | 1.2296 | \$ 643.8 |
| 1197 | Sell | 16.04.2015 01:10:00 | 1.22983 | 0.14 | 16.04.2015 03:05:00 | 1.22963 | \$ 50.85 |
| 1633 | Buy | 16.04.2015 02:10:00 | 1.48231 | 0.98 | 16.04.2015 03:05:00 | 1.48344 | \$ 11669.23 |
| 1632 | Buy | 16.04.2015 01:35:00 | 1.48244 | 0.99 | 16.04.2015 03:05:00 | 1.4835 | \$ 11058.05 |
| 1631 | Buy | 16.04.2015 01:30:00 | 1.48265 | 0.99 | 16.04.2015 03:05:00 | 1.48361 | \$ 10014.84 |
| 1630 | Buy | 16.04.2015 01:10:00 | 1.48295 | 1.0 | 16.04.2015 03:05:00 | 1.48356 | \$ 6427.88 |
| 335 | Sell | 16.04.2015 21:45:00 | 0.72231 | 0.19 | 16.04.2015 22:35:00 | 0.72072 | \$ 3881.66 |
| 334 | Sell | 16.04.2015 21:40:00 | 0.72189 | 0.2 | 16.04.2015 22:35:00 | 0.72072 | \$ 2941.4 |
| 333 | Sell | 16.04.2015 21:30:00 | 0.72144 | 0.2 | 16.04.2015 22:35:00 | 0.7208 | \$ 1497.08 |
| 887 | Buy | 16.04.2015 21:35:00 | 118.918 | 0.29 | 16.04.2015 23:51:00 | 119.017 | \$ 2512.83 |
| 888 | Buy | 16.04.2015 21:45:00 | 118.885 | 0.29 | 16.04.2015 23:51:00 | 119.016 | \$ 3440.83 |
| 889 | Buy | 16.04.2015 21:50:00 | 118.847 | 0.29 | 16.04.2015 23:51:00 | 119.012 | \$ 4426.83 |
| 1743 | Buy | 16.04.2015 23:30:00 | 0.77881 | 0.14 | 17.04.2015 00:46:00 | 0.77937 | \$ 622.15 |
| 931 | Sell | 16.04.2015 23:30:00 | 0.95645 | 0.58 | 17.04.2015 02:10:00 | 0.95567 | \$ 4876.89 |
| 1486 | Buy | 17.04.2015 01:50:00 | 1.0758 | 0.92 | 17.04.2015 02:10:00 | 1.07705 | \$ 12118.13 |
| 1485 | Buy | 16.04.2015 23:30:00 | 1.07595 | 0.92 | 17.04.2015 02:10:00 | 1.07692 | \$ 8862.73 |

| | | | | | | | |
|------|------|---------------------|---------|------|---------------------|---------|-------------|
| 1930 | Buy | 16.04.2015 23:50:00 | 128.081 | 1.6 | 17.04.2015 02:10:00 | 128.151 | \$ 8425.89 |
| 1929 | Buy | 16.04.2015 23:45:00 | 128.109 | 1.62 | 17.04.2015 02:10:00 | 128.167 | \$ 6586.82 |
| 1928 | Buy | 16.04.2015 23:35:00 | 128.124 | 1.63 | 17.04.2015 02:10:00 | 128.171 | \$ 4834.17 |
| 1927 | Buy | 16.04.2015 23:30:00 | 128.148 | 1.65 | 17.04.2015 02:10:00 | 128.153 | \$ -2036.93 |
| 1202 | Sell | 16.04.2015 23:30:00 | 1.21935 | 0.14 | 17.04.2015 03:05:00 | 1.21913 | \$ 31.62 |
| 1201 | Sell | 16.04.2015 23:25:00 | 1.21887 | 0.14 | 17.04.2015 03:05:00 | 1.21922 | \$ -606.08 |
| 1200 | Sell | 16.04.2015 23:15:00 | 1.21852 | 0.14 | 17.04.2015 03:05:00 | 1.21914 | \$ -908.16 |
| 1199 | Sell | 16.04.2015 23:00:00 | 1.21817 | 0.14 | 17.04.2015 03:05:00 | 1.2192 | \$ -1366.85 |
| 1636 | Buy | 16.04.2015 23:30:00 | 1.49281 | 0.99 | 17.04.2015 03:10:00 | 1.49389 | \$ 10844.22 |
| 1635 | Buy | 16.04.2015 23:05:00 | 1.49356 | 1.0 | 17.04.2015 03:10:00 | 1.49395 | \$ 3682.88 |
| 1634 | Buy | 16.04.2015 23:00:00 | 1.49404 | 1.01 | 17.04.2015 03:10:00 | 1.49401 | \$ -750.31 |
| 1744 | Buy | 17.04.2015 01:30:00 | 0.77873 | 0.14 | 17.04.2015 03:30:00 | 0.77972 | \$ 1287.68 |
| 1742 | Buy | 16.04.2015 23:20:00 | 0.77922 | 0.14 | 17.04.2015 03:30:00 | 0.77968 | \$ 474.62 |
| 1741 | Buy | 16.04.2015 23:00:00 | 0.77939 | 0.14 | 17.04.2015 03:30:00 | 0.77968 | \$ 223.81 |
| 1745 | Sell | 20.04.2015 00:30:00 | 0.78149 | 0.14 | 20.04.2015 01:39:00 | 0.78044 | \$ 1376.72 |
| 1203 | Buy | 20.04.2015 02:30:00 | 1.22176 | 0.14 | 20.04.2015 07:45:00 | 1.2206 | \$ -1470.0 |
| 890 | Buy | 21.04.2015 00:00:00 | 119.134 | 0.29 | 21.04.2015 02:05:00 | 119.292 | \$ 4223.83 |
| 1747 | Sell | 21.04.2015 01:15:00 | 0.77276 | 0.14 | 21.04.2015 02:05:00 | 0.7718 | \$ 1243.89 |
| 1746 | Sell | 20.04.2015 22:30:00 | 0.77234 | 0.14 | 21.04.2015 02:05:00 | 0.77181 | \$ 582.58 |
| 1749 | Buy | 21.04.2015 22:00:00 | 0.77067 | 0.14 | 21.04.2015 23:45:00 | 0.77129 | \$ 741.81 |
| 1748 | Buy | 21.04.2015 21:35:00 | 0.77095 | 0.14 | 21.04.2015 23:45:00 | 0.77127 | \$ 299.2 |
| 1637 | Buy | 21.04.2015 22:00:00 | 1.49233 | 1.01 | 22.04.2015 01:45:00 | 1.49308 | \$ 7551.14 |
| 933 | Sell | 21.04.2015 23:30:00 | 0.95546 | 0.58 | 22.04.2015 02:20:00 | 0.95507 | \$ 2271.21 |
| 932 | Sell | 21.04.2015 22:00:00 | 0.95523 | 0.58 | 22.04.2015 02:20:00 | 0.95497 | \$ 1402.64 |
| 1934 | Buy | 21.04.2015 23:50:00 | 128.403 | 1.61 | 22.04.2015 02:35:00 | 128.564 | \$ 23124.3 |
| 1933 | Buy | 21.04.2015 23:45:00 | 128.427 | 1.62 | 22.04.2015 02:35:00 | 128.562 | \$ 19055.75 |
| 1932 | Buy | 21.04.2015 23:40:00 | 128.437 | 1.63 | 22.04.2015 02:35:00 | 128.558 | \$ 16891.25 |
| 1931 | Buy | 21.04.2015 23:30:00 | 128.452 | 1.65 | 22.04.2015 02:35:00 | 128.551 | \$ 13468.29 |
| 936 | Buy | 23.04.2015 02:20:00 | 0.96921 | 0.57 | 23.04.2015 03:30:00 | 0.97038 | \$ 7675.59 |
| 935 | Buy | 23.04.2015 02:15:00 | 0.9694 | 0.58 | 23.04.2015 03:30:00 | 0.97032 | \$ 6140.16 |
| 934 | Buy | 23.04.2015 01:45:00 | 0.96962 | 0.58 | 23.04.2015 03:30:00 | 0.97034 | \$ 4804.07 |
| 1935 | Buy | 23.04.2015 22:00:00 | 129.36 | 1.66 | 23.04.2015 23:25:00 | 129.438 | \$ 10800.61 |
| 940 | Sell | 24.04.2015 01:40:00 | 0.95548 | 0.58 | 24.04.2015 03:45:00 | 0.95467 | \$ 5406.0 |
| 939 | Sell | 24.04.2015 01:35:00 | 0.95508 | 0.58 | 24.04.2015 03:45:00 | 0.95466 | \$ 2800.32 |
| 938 | Sell | 23.04.2015 22:40:00 | 0.95491 | 0.58 | 24.04.2015 03:45:00 | 0.95472 | \$ 934.96 |
| 937 | Sell | 23.04.2015 22:00:00 | 0.95471 | 0.59 | 24.04.2015 03:45:00 | 0.95457 | \$ 611.26 |
| 1206 | Sell | 24.04.2015 02:30:00 | 1.21513 | 0.14 | 24.04.2015 03:45:00 | 1.21388 | \$ 1225.57 |
| 1205 | Sell | 24.04.2015 02:00:00 | 1.21496 | 0.14 | 24.04.2015 03:45:00 | 1.21394 | \$ 968.25 |
| 1204 | Sell | 23.04.2015 22:30:00 | 1.21486 | 0.14 | 24.04.2015 03:45:00 | 1.21401 | \$ 736.45 |
| 1638 | Buy | 24.04.2015 02:30:00 | 1.50472 | 1.02 | 24.04.2015 03:45:00 | 1.50581 | \$ 11715.59 |
| 1489 | Buy | 24.04.2015 01:40:00 | 1.08162 | 0.91 | 24.04.2015 03:55:00 | 1.08234 | \$ 6904.17 |
| 1488 | Buy | 24.04.2015 00:40:00 | 1.08184 | 0.92 | 24.04.2015 03:55:00 | 1.08228 | \$ 4265.58 |
| 1487 | Buy | 24.04.2015 00:30:00 | 1.08218 | 0.92 | 24.04.2015 03:55:00 | 1.08226 | \$ 775.56 |
| 1640 | Buy | 27.04.2015 01:35:00 | 1.51708 | 1.01 | 27.04.2015 02:45:00 | 1.51803 | \$ 10110.73 |
| 1639 | Buy | 27.04.2015 01:30:00 | 1.51715 | 1.02 | 27.04.2015 02:45:00 | 1.51802 | \$ 9350.98 |
| 1936 | Sell | 27.04.2015 00:00:00 | 129.166 | 1.66 | 27.04.2015 05:00:00 | 129.191 | \$ -6294.19 |
| 1750 | Buy | 28.04.2015 01:30:00 | 0.7839 | 0.14 | 28.04.2015 02:30:00 | 0.78645 | \$ 3589.22 |
| 1641 | Buy | 28.04.2015 01:30:00 | 1.52191 | 1.02 | 28.04.2015 03:40:00 | 1.52277 | \$ 9243.49 |
| 1490 | Buy | 28.04.2015 01:30:00 | 1.08678 | 0.92 | 28.04.2015 04:35:00 | 1.08798 | \$ 11633.4 |
| 1937 | Buy | 28.04.2015 01:30:00 | 129.504 | 1.65 | 28.04.2015 08:40:00 | 129.605 | \$ 14528.23 |
| 1207 | Sell | 28.04.2015 01:30:00 | 1.20968 | 0.14 | 28.04.2015 08:45:00 | 1.20985 | \$ -363.1 |
| 942 | Sell | 28.04.2015 23:10:00 | 0.95623 | 0.59 | 29.04.2015 00:00:00 | 0.95503 | \$ 7815.48 |
| 941 | Sell | 28.04.2015 23:05:00 | 0.95606 | 0.59 | 29.04.2015 00:00:00 | 0.95491 | \$ 7475.66 |
| 1938 | Buy | 29.04.2015 02:30:00 | 130.378 | 1.65 | 29.04.2015 04:00:00 | 130.419 | \$ 4613.89 |
| 1754 | Buy | 29.04.2015 02:05:00 | 0.80131 | 0.13 | 29.04.2015 08:45:00 | 0.79927 | \$ -2955.3 |
| 1753 | Buy | 29.04.2015 01:45:00 | 0.80149 | 0.13 | 29.04.2015 08:45:00 | 0.79923 | \$ -3256.68 |
| 1752 | Buy | 29.04.2015 01:40:00 | 0.80165 | 0.13 | 29.04.2015 08:45:00 | 0.79924 | \$ -3462.17 |
| 1751 | Buy | 29.04.2015 00:40:00 | 0.8018 | 0.13 | 29.04.2015 08:45:00 | 0.79933 | \$ -3544.38 |
| 1491 | Buy | 29.04.2015 21:30:00 | 1.11009 | 0.91 | 29.04.2015 22:01:00 | 1.11091 | \$ 7863.08 |
| 1755 | Buy | 29.04.2015 21:30:00 | 0.8022 | 0.13 | 29.04.2015 22:01:00 | 0.80275 | \$ 592.92 |

| | | | | | | | |
|------|------|---------------------|---------|------|---------------------|---------|-------------|
| 1642 | Buy | 29.04.2015 21:25:00 | 1.54154 | 1.03 | 29.04.2015 22:02:00 | 1.54232 | \$ 8465.83 |
| 1643 | Buy | 29.04.2015 21:30:00 | 1.54136 | 1.02 | 29.04.2015 22:02:00 | 1.54223 | \$ 9350.98 |
| 1492 | Buy | 29.04.2015 22:05:00 | 1.10986 | 0.91 | 29.04.2015 22:22:00 | 1.11075 | \$ 8534.32 |
| 1208 | Sell | 29.04.2015 21:30:00 | 1.20266 | 0.14 | 29.04.2015 22:41:00 | 1.20189 | \$ 688.55 |
| 336 | Buy | 29.04.2015 21:35:00 | 0.71991 | 0.19 | 29.04.2015 23:35:00 | 0.7205 | \$ 1291.23 |
| 1209 | Sell | 29.04.2015 23:00:00 | 1.20229 | 0.14 | 29.04.2015 23:59:00 | 1.20175 | \$ 431.23 |
| 943 | Sell | 29.04.2015 21:30:00 | 0.94051 | 0.59 | 30.04.2015 00:42:00 | 0.94029 | \$ 486.29 |
| 1759 | Buy | 30.04.2015 00:10:00 | 0.79951 | 0.13 | 30.04.2015 03:10:00 | 0.79997 | \$ 469.62 |
| 1758 | Buy | 30.04.2015 00:00:00 | 0.8006 | 0.13 | 30.04.2015 03:10:00 | 0.80002 | \$ -955.14 |
| 1757 | Buy | 29.04.2015 23:55:00 | 0.8014 | 0.13 | 30.04.2015 03:10:00 | 0.80007 | \$ -2069.33 |
| 1756 | Buy | 29.04.2015 22:55:00 | 0.802 | 0.13 | 30.04.2015 03:10:00 | 0.79991 | \$ -3110.51 |
| 944 | Sell | 30.04.2015 00:45:00 | 0.94024 | 0.59 | 30.04.2015 03:20:00 | 0.93967 | \$ 3868.06 |
| 1493 | Buy | 30.04.2015 01:00:00 | 1.1114 | 0.91 | 30.04.2015 03:20:00 | 1.11216 | \$ 7287.73 |
| 1942 | Buy | 30.04.2015 02:10:00 | 132.29 | 1.58 | 30.04.2015 04:40:00 | 132.343 | \$ 6283.71 |
| 1941 | Buy | 30.04.2015 01:45:00 | 132.332 | 1.6 | 30.04.2015 04:40:00 | 132.358 | \$ 2042.83 |
| 1940 | Buy | 30.04.2015 01:25:00 | 132.343 | 1.61 | 30.04.2015 04:40:00 | 132.347 | \$ -1486.66 |
| 1939 | Buy | 30.04.2015 01:15:00 | 132.356 | 1.62 | 30.04.2015 04:40:00 | 132.349 | \$ -3278.26 |
| 1762 | Sell | 30.04.2015 22:00:00 | 0.79157 | 0.13 | 30.04.2015 22:59:00 | 0.79125 | \$ 277.97 |
| 1644 | Sell | 30.04.2015 22:00:00 | 1.53597 | 1.03 | 30.04.2015 23:01:00 | 1.53542 | \$ 5972.22 |
| 1645 | Sell | 30.04.2015 23:05:00 | 1.5357 | 1.03 | 30.04.2015 23:47:00 | 1.53543 | \$ 2931.81 |
| 1646 | Sell | 30.04.2015 23:30:00 | 1.53576 | 1.02 | 30.04.2015 23:47:00 | 1.53544 | \$ 3441.01 |
| 1211 | Buy | 30.04.2015 23:25:00 | 1.20599 | 0.14 | 01.05.2015 00:42:00 | 1.20644 | \$ 290.91 |
| 1212 | Buy | 30.04.2015 23:30:00 | 1.20576 | 0.14 | 01.05.2015 00:42:00 | 1.20649 | \$ 604.0 |
| 892 | Buy | 30.04.2015 22:05:00 | 119.354 | 0.29 | 01.05.2015 01:15:00 | 119.499 | \$ 3796.08 |
| 891 | Buy | 30.04.2015 22:00:00 | 119.402 | 0.29 | 01.05.2015 01:15:00 | 119.48 | \$ 1853.08 |
| 1763 | Sell | 30.04.2015 23:00:00 | 0.79137 | 0.13 | 01.05.2015 01:15:00 | 0.78962 | \$ 2212.88 |
| 1761 | Sell | 30.04.2015 21:50:00 | 0.79066 | 0.13 | 01.05.2015 01:15:00 | 0.78957 | \$ 1308.4 |
| 1760 | Sell | 30.04.2015 21:40:00 | 0.79032 | 0.13 | 01.05.2015 01:15:00 | 0.78962 | \$ 773.93 |
| 1210 | Buy | 30.04.2015 23:00:00 | 1.20654 | 0.14 | 01.05.2015 01:45:00 | 1.20771 | \$ 1096.0 |
| 1945 | Buy | 01.05.2015 00:55:00 | 133.906 | 1.58 | 01.05.2015 03:05:00 | 134.033 | \$ 17950.24 |
| 1944 | Buy | 01.05.2015 00:40:00 | 133.93 | 1.59 | 01.05.2015 03:05:00 | 134.039 | \$ 15201.7 |
| 1943 | Buy | 30.04.2015 23:10:00 | 133.943 | 1.61 | 01.05.2015 03:05:00 | 134.035 | \$ 11926.11 |
| 337 | Buy | 01.05.2015 01:20:00 | 0.73025 | 0.19 | 01.05.2015 05:00:00 | 0.73058 | \$ 618.8 |
| 1496 | Buy | 01.05.2015 01:20:00 | 1.12099 | 0.89 | 01.05.2015 08:35:00 | 1.12116 | \$ 1594.33 |
| 1495 | Buy | 01.05.2015 01:15:00 | 1.12121 | 0.9 | 01.05.2015 08:35:00 | 1.12121 | \$ 0.0 |
| 1494 | Buy | 01.05.2015 01:00:00 | 1.12142 | 0.9 | 01.05.2015 08:35:00 | 1.12121 | \$ -1991.59 |
| 1213 | Buy | 04.05.2015 00:00:00 | 1.21518 | 0.14 | 04.05.2015 01:20:00 | 1.21569 | \$ 397.36 |
| 1649 | Sell | 04.05.2015 01:30:00 | 1.51617 | 1.02 | 04.05.2015 02:55:00 | 1.51423 | \$ 20861.1 |
| 1648 | Sell | 04.05.2015 01:20:00 | 1.51574 | 1.03 | 04.05.2015 02:55:00 | 1.5142 | \$ 16722.2 |
| 1647 | Sell | 04.05.2015 01:15:00 | 1.5153 | 1.03 | 04.05.2015 02:55:00 | 1.5144 | \$ 9772.72 |
| 1764 | Sell | 04.05.2015 00:00:00 | 0.78325 | 0.13 | 04.05.2015 03:10:00 | 0.78201 | \$ 1538.76 |
| 339 | Buy | 04.05.2015 01:35:00 | 0.73819 | 0.19 | 04.05.2015 04:05:00 | 0.73869 | \$ 1058.47 |
| 338 | Buy | 04.05.2015 01:30:00 | 0.73832 | 0.19 | 04.05.2015 04:05:00 | 0.73878 | \$ 955.02 |
| 1946 | Buy | 05.05.2015 23:30:00 | 134.034 | 1.62 | 06.05.2015 00:45:00 | 134.087 | \$ 5680.66 |
| 1651 | Buy | 05.05.2015 22:20:00 | 1.51659 | 1.04 | 06.05.2015 01:48:00 | 1.51713 | \$ 5474.04 |
| 1767 | Buy | 06.05.2015 02:15:00 | 0.79194 | 0.13 | 06.05.2015 03:10:00 | 0.79388 | \$ 2497.18 |
| 1766 | Buy | 06.05.2015 01:50:00 | 0.79224 | 0.13 | 06.05.2015 03:10:00 | 0.79381 | \$ 1990.29 |
| 1765 | Buy | 06.05.2015 01:30:00 | 0.79339 | 0.13 | 06.05.2015 03:10:00 | 0.79391 | \$ 551.83 |
| 1217 | Sell | 05.05.2015 23:05:00 | 1.2072 | 0.14 | 06.05.2015 04:45:00 | 1.20711 | \$ -113.82 |
| 1216 | Sell | 05.05.2015 22:05:00 | 1.20711 | 0.14 | 06.05.2015 04:45:00 | 1.20714 | \$ -248.07 |
| 1215 | Sell | 05.05.2015 21:30:00 | 1.20683 | 0.14 | 06.05.2015 04:45:00 | 1.20717 | \$ -594.9 |
| 1214 | Sell | 05.05.2015 21:25:00 | 1.20637 | 0.14 | 06.05.2015 04:45:00 | 1.20704 | \$ -964.1 |
| 1499 | Buy | 06.05.2015 02:15:00 | 1.11778 | 0.89 | 06.05.2015 04:45:00 | 1.11888 | \$ 10316.21 |
| 1498 | Buy | 06.05.2015 02:00:00 | 1.11804 | 0.89 | 06.05.2015 04:45:00 | 1.11895 | \$ 8534.32 |
| 1497 | Buy | 05.05.2015 23:30:00 | 1.11844 | 0.9 | 06.05.2015 04:45:00 | 1.11891 | \$ 3928.19 |
| 1653 | Buy | 06.05.2015 02:15:00 | 1.51666 | 1.03 | 06.05.2015 04:45:00 | 1.51763 | \$ 10528.02 |
| 1652 | Buy | 06.05.2015 02:00:00 | 1.51698 | 1.04 | 06.05.2015 04:45:00 | 1.51764 | \$ 7232.94 |
| 1650 | Buy | 05.05.2015 21:30:00 | 1.5174 | 1.05 | 06.05.2015 04:45:00 | 1.51745 | \$ 105.12 |
| 948 | Sell | 06.05.2015 02:10:00 | 0.92772 | 0.58 | 06.05.2015 04:50:00 | 0.92684 | \$ 5873.69 |
| 947 | Sell | 06.05.2015 01:50:00 | 0.92742 | 0.58 | 06.05.2015 04:50:00 | 0.92688 | \$ 3602.06 |

| | | | | | | | |
|------|------|---------------------|---------|------|---------------------|---------|--------------|
| 946 | Sell | 05.05.2015 22:40:00 | 0.92699 | 0.59 | 06.05.2015 04:50:00 | 0.92701 | \$ -476.17 |
| 945 | Sell | 05.05.2015 22:35:00 | 0.92651 | 0.59 | 06.05.2015 04:50:00 | 0.92691 | \$ -3058.82 |
| 1219 | Sell | 06.05.2015 21:55:00 | 1.20505 | 0.14 | 06.05.2015 23:40:00 | 1.2032 | \$ 1896.84 |
| 1218 | Sell | 06.05.2015 21:50:00 | 1.20476 | 0.14 | 06.05.2015 23:40:00 | 1.20326 | \$ 1505.26 |
| 1501 | Buy | 07.05.2015 01:25:00 | 1.13414 | 0.89 | 07.05.2015 02:15:00 | 1.13474 | \$ 5627.03 |
| 1500 | Buy | 07.05.2015 00:50:00 | 1.13427 | 0.9 | 07.05.2015 02:15:00 | 1.1349 | \$ 5974.77 |
| 1769 | Buy | 06.05.2015 22:15:00 | 0.7964 | 0.13 | 07.05.2015 05:05:00 | 0.79717 | \$ 807.6 |
| 1768 | Buy | 06.05.2015 22:00:00 | 0.79663 | 0.13 | 07.05.2015 05:05:00 | 0.79709 | \$ 382.91 |
| 949 | Sell | 07.05.2015 01:30:00 | 0.91636 | 0.59 | 07.05.2015 06:05:00 | 0.91619 | \$ 1149.5 |
| 1947 | Buy | 07.05.2015 02:05:00 | 135.432 | 1.6 | 07.05.2015 06:52:00 | 135.505 | \$ 9512.96 |
| 1948 | Buy | 07.05.2015 02:25:00 | 135.404 | 1.59 | 07.05.2015 06:52:00 | 135.513 | \$ 15178.17 |
| 1655 | Sell | 07.05.2015 21:35:00 | 1.52712 | 1.04 | 07.05.2015 22:30:00 | 1.52692 | \$ 2192.8 |
| 1949 | Sell | 07.05.2015 21:35:00 | 135.054 | 1.61 | 07.05.2015 23:40:00 | 134.928 | \$ 18111.49 |
| 1657 | Sell | 07.05.2015 22:55:00 | 1.52651 | 1.03 | 08.05.2015 00:00:00 | 1.52453 | \$ 21158.09 |
| 1656 | Sell | 07.05.2015 22:35:00 | 1.52628 | 1.04 | 08.05.2015 00:00:00 | 1.52465 | \$ 17526.12 |
| 1654 | Sell | 07.05.2015 21:30:00 | 1.52542 | 1.05 | 08.05.2015 00:00:00 | 1.52461 | \$ 8617.72 |
| 1660 | Sell | 08.05.2015 00:40:00 | 1.54402 | 1.03 | 08.05.2015 01:17:00 | 1.54142 | \$ 28232.28 |
| 1661 | Sell | 08.05.2015 00:45:00 | 1.54455 | 1.02 | 08.05.2015 01:17:00 | 1.5414 | \$ 33872.41 |
| 1659 | Sell | 08.05.2015 00:35:00 | 1.54165 | 1.06 | 08.05.2015 02:05:00 | 1.53737 | \$ 47828.3 |
| 1658 | Sell | 08.05.2015 00:30:00 | 1.54116 | 1.06 | 08.05.2015 02:05:00 | 1.53741 | \$ 41905.64 |
| 1223 | Buy | 07.05.2015 22:30:00 | 1.21287 | 0.14 | 08.05.2015 06:45:00 | 1.21146 | \$ -1788.91 |
| 1222 | Buy | 07.05.2015 22:25:00 | 1.21305 | 0.14 | 08.05.2015 06:45:00 | 1.21146 | \$ -1990.18 |
| 1221 | Buy | 07.05.2015 21:50:00 | 1.2133 | 0.14 | 08.05.2015 06:45:00 | 1.21129 | \$ -2459.81 |
| 1220 | Buy | 07.05.2015 21:35:00 | 1.21355 | 0.14 | 08.05.2015 06:45:00 | 1.21132 | \$ -2705.81 |
| 1662 | Buy | 11.05.2015 21:45:00 | 1.55772 | 1.1 | 11.05.2015 23:16:00 | 1.55823 | \$ 5911.54 |
| 1224 | Sell | 11.05.2015 23:00:00 | 1.21095 | 0.14 | 12.05.2015 03:52:00 | 1.21067 | \$ 98.75 |
| 1666 | Buy | 12.05.2015 01:45:00 | 1.55798 | 1.08 | 12.05.2015 05:45:00 | 1.55775 | \$ -2617.51 |
| 1665 | Buy | 12.05.2015 01:35:00 | 1.55814 | 1.09 | 12.05.2015 05:45:00 | 1.55776 | \$ -4364.63 |
| 1664 | Buy | 11.05.2015 23:45:00 | 1.55817 | 1.1 | 12.05.2015 05:45:00 | 1.55776 | \$ -5221.83 |
| 1663 | Buy | 11.05.2015 23:40:00 | 1.55844 | 1.1 | 12.05.2015 05:45:00 | 1.55774 | \$ -8583.3 |
| 951 | Sell | 12.05.2015 23:30:00 | 0.92962 | 0.59 | 13.05.2015 00:10:00 | 0.92843 | \$ 7747.51 |
| 950 | Sell | 12.05.2015 21:30:00 | 0.92905 | 0.59 | 13.05.2015 00:10:00 | 0.92847 | \$ 3601.69 |
| 1953 | Buy | 12.05.2015 22:10:00 | 134.425 | 1.58 | 13.05.2015 00:10:00 | 134.475 | \$ 5060.44 |
| 1952 | Buy | 12.05.2015 22:05:00 | 134.442 | 1.59 | 13.05.2015 00:10:00 | 134.476 | \$ 2548.18 |
| 1951 | Buy | 12.05.2015 22:00:00 | 134.505 | 1.61 | 13.05.2015 00:10:00 | 134.476 | \$ -7563.68 |
| 1950 | Buy | 12.05.2015 21:55:00 | 134.523 | 1.62 | 13.05.2015 00:10:00 | 134.473 | \$ -11013.18 |
| 1228 | Sell | 12.05.2015 23:30:00 | 1.20222 | 0.14 | 13.05.2015 00:30:00 | 1.20063 | \$ 1564.36 |
| 1227 | Sell | 12.05.2015 23:15:00 | 1.20171 | 0.14 | 13.05.2015 00:30:00 | 1.20062 | \$ 1004.97 |
| 1226 | Sell | 12.05.2015 23:05:00 | 1.2016 | 0.14 | 13.05.2015 00:30:00 | 1.20066 | \$ 837.14 |
| 1225 | Sell | 12.05.2015 23:00:00 | 1.20155 | 0.14 | 13.05.2015 00:30:00 | 1.20052 | \$ 937.83 |
| 1770 | Buy | 12.05.2015 23:30:00 | 0.79719 | 0.13 | 13.05.2015 00:40:00 | 0.79868 | \$ 1851.77 |
| 1505 | Buy | 12.05.2015 23:30:00 | 1.12065 | 0.89 | 13.05.2015 02:55:00 | 1.12196 | \$ 11762.39 |
| 1504 | Buy | 12.05.2015 23:20:00 | 1.12083 | 0.89 | 13.05.2015 02:55:00 | 1.12193 | \$ 9792.92 |
| 1503 | Buy | 12.05.2015 22:50:00 | 1.12121 | 0.9 | 13.05.2015 02:55:00 | 1.12197 | \$ 6678.48 |
| 1502 | Buy | 12.05.2015 21:35:00 | 1.12176 | 0.91 | 13.05.2015 02:55:00 | 1.122 | \$ 1766.34 |
| 1669 | Buy | 13.05.2015 01:50:00 | 1.56634 | 1.08 | 13.05.2015 03:20:00 | 1.56777 | \$ 16274.12 |
| 1668 | Buy | 12.05.2015 23:30:00 | 1.56653 | 1.09 | 13.05.2015 03:20:00 | 1.56789 | \$ 15155.63 |
| 1667 | Buy | 12.05.2015 23:20:00 | 1.56701 | 1.1 | 13.05.2015 03:20:00 | 1.56787 | \$ 9499.06 |
| 1772 | Buy | 13.05.2015 21:40:00 | 0.81009 | 0.13 | 13.05.2015 23:10:00 | 0.81061 | \$ 551.82 |
| 1771 | Buy | 13.05.2015 21:30:00 | 0.81035 | 0.13 | 13.05.2015 23:10:00 | 0.81067 | \$ 277.83 |
| 952 | Sell | 13.05.2015 22:45:00 | 0.91777 | 0.6 | 13.05.2015 23:50:00 | 0.91669 | \$ 7458.56 |
| 1232 | Sell | 13.05.2015 22:50:00 | 1.19727 | 0.14 | 13.05.2015 23:50:00 | 1.19608 | \$ 1158.45 |
| 1231 | Sell | 13.05.2015 21:40:00 | 1.1971 | 0.14 | 13.05.2015 23:50:00 | 1.19603 | \$ 1024.18 |
| 1230 | Sell | 13.05.2015 21:35:00 | 1.1968 | 0.14 | 13.05.2015 23:50:00 | 1.19609 | \$ 621.43 |
| 1229 | Sell | 13.05.2015 21:30:00 | 1.19635 | 0.14 | 13.05.2015 23:50:00 | 1.196 | \$ 218.67 |
| 1671 | Buy | 13.05.2015 22:40:00 | 1.57288 | 1.1 | 14.05.2015 00:00:00 | 1.57445 | \$ 16789.99 |
| 1670 | Buy | 13.05.2015 22:30:00 | 1.57307 | 1.11 | 14.05.2015 00:00:00 | 1.57439 | \$ 14018.47 |
| 1955 | Buy | 13.05.2015 22:40:00 | 135.159 | 1.6 | 14.05.2015 01:04:00 | 135.199 | \$ 2063.18 |
| 1956 | Buy | 13.05.2015 22:45:00 | 135.136 | 1.59 | 14.05.2015 01:04:00 | 135.198 | \$ 5548.56 |
| 1509 | Buy | 13.05.2015 22:45:00 | 1.13406 | 0.89 | 14.05.2015 01:10:00 | 1.1355 | \$ 11934.99 |

| | | | | | | | |
|------|------|---------------------|---------|------|---------------------|---------|-------------|
| 1508 | Buy | 13.05.2015 22:40:00 | 1.13439 | 0.9 | 14.05.2015 01:10:00 | 1.13555 | \$ 9413.65 |
| 1507 | Buy | 13.05.2015 22:30:00 | 1.1348 | 0.9 | 14.05.2015 01:10:00 | 1.13547 | \$ 4766.61 |
| 1506 | Buy | 13.05.2015 21:30:00 | 1.13521 | 0.91 | 14.05.2015 01:10:00 | 1.13542 | \$ 408.58 |
| 1954 | Buy | 13.05.2015 21:30:00 | 135.204 | 1.61 | 14.05.2015 01:10:00 | 135.329 | \$ 15760.11 |
| 340 | Buy | 13.05.2015 23:00:00 | 0.72064 | 0.19 | 14.05.2015 01:30:00 | 0.72145 | \$ 1557.62 |
| 1773 | Buy | 14.05.2015 00:45:00 | 0.81025 | 0.13 | 14.05.2015 01:40:00 | 0.81155 | \$ 1620.4 |
| 953 | Sell | 14.05.2015 02:30:00 | 0.91712 | 0.6 | 14.05.2015 04:15:00 | 0.91654 | \$ 4002.74 |
| 1510 | Buy | 14.05.2015 02:30:00 | 1.13463 | 0.92 | 14.05.2015 04:15:00 | 1.13578 | \$ 11148.67 |
| 894 | Sell | 14.05.2015 02:30:00 | 119.242 | 0.29 | 14.05.2015 06:50:00 | 119.149 | \$ 2338.83 |
| 893 | Sell | 13.05.2015 23:30:00 | 119.188 | 0.29 | 14.05.2015 06:50:00 | 119.16 | \$ 92.78 |
| 1233 | Buy | 15.05.2015 00:00:00 | 1.1983 | 0.14 | 15.05.2015 03:45:00 | 1.19879 | \$ 375.0 |
| 1511 | Buy | 18.05.2015 01:30:00 | 1.14399 | 0.91 | 18.05.2015 09:20:00 | 1.14444 | \$ 4315.11 |
| 1237 | Buy | 19.05.2015 02:15:00 | 1.21487 | 0.14 | 19.05.2015 03:20:00 | 1.21578 | \$ 844.63 |
| 1236 | Buy | 19.05.2015 02:10:00 | 1.21507 | 0.14 | 19.05.2015 03:20:00 | 1.21574 | \$ 576.27 |
| 1235 | Buy | 19.05.2015 01:20:00 | 1.21541 | 0.14 | 19.05.2015 03:20:00 | 1.21567 | \$ 117.82 |
| 1234 | Buy | 19.05.2015 00:50:00 | 1.21556 | 0.14 | 19.05.2015 03:20:00 | 1.21581 | \$ 106.64 |
| 1512 | Sell | 19.05.2015 02:30:00 | 1.132 | 0.92 | 19.05.2015 03:55:00 | 1.13128 | \$ 6983.22 |
| 1959 | Sell | 19.05.2015 22:05:00 | 134.7 | 1.59 | 20.05.2015 00:30:00 | 134.505 | \$ 28508.64 |
| 1958 | Sell | 19.05.2015 21:30:00 | 134.658 | 1.61 | 20.05.2015 00:30:00 | 134.507 | \$ 21783.98 |
| 1957 | Sell | 19.05.2015 21:25:00 | 134.618 | 1.63 | 20.05.2015 00:30:00 | 134.501 | \$ 16513.29 |
| 1514 | Sell | 19.05.2015 21:30:00 | 1.11562 | 0.92 | 20.05.2015 01:00:00 | 1.11465 | \$ 9332.34 |
| 1513 | Sell | 19.05.2015 21:25:00 | 1.11523 | 0.93 | 20.05.2015 01:00:00 | 1.11468 | \$ 5315.94 |
| 1239 | Buy | 19.05.2015 21:35:00 | 1.22189 | 0.14 | 20.05.2015 01:55:00 | 1.22309 | \$ 1129.55 |
| 1238 | Buy | 19.05.2015 21:30:00 | 1.22209 | 0.14 | 20.05.2015 01:55:00 | 1.22302 | \$ 827.63 |
| 895 | Buy | 20.05.2015 01:00:00 | 120.642 | 0.29 | 20.05.2015 03:10:00 | 120.722 | \$ 1961.83 |
| 1675 | Sell | 20.05.2015 01:20:00 | 1.55148 | 1.09 | 20.05.2015 03:10:00 | 1.55084 | \$ 7354.31 |
| 1674 | Sell | 20.05.2015 01:05:00 | 1.55136 | 1.1 | 20.05.2015 03:10:00 | 1.5508 | \$ 6494.06 |
| 1673 | Sell | 19.05.2015 23:25:00 | 1.55118 | 1.11 | 20.05.2015 03:10:00 | 1.55079 | \$ 4195.33 |
| 1672 | Sell | 19.05.2015 23:10:00 | 1.55079 | 1.12 | 20.05.2015 03:10:00 | 1.55074 | \$ 218.62 |
| 1515 | Sell | 20.05.2015 21:30:00 | 1.1134 | 0.93 | 20.05.2015 21:45:00 | 1.1128 | \$ 5882.6 |
| 896 | Buy | 20.05.2015 21:30:00 | 120.957 | 0.29 | 20.05.2015 21:47:00 | 121.018 | \$ 1410.83 |
| 1774 | Sell | 20.05.2015 21:30:00 | 0.79126 | 0.13 | 20.05.2015 21:47:00 | 0.79084 | \$ 415.02 |
| 341 | Sell | 20.05.2015 21:30:00 | 0.71537 | 0.19 | 20.05.2015 22:30:00 | 0.71434 | \$ 2431.89 |
| 954 | Buy | 20.05.2015 21:30:00 | 0.93477 | 0.59 | 20.05.2015 23:00:00 | 0.93576 | \$ 6721.7 |
| 1240 | Sell | 21.05.2015 00:00:00 | 1.2207 | 0.14 | 21.05.2015 03:15:00 | 1.21985 | \$ 778.06 |
| 1678 | Buy | 21.05.2015 23:05:00 | 1.56592 | 1.1 | 22.05.2015 02:40:00 | 1.56646 | \$ 5789.85 |
| 1677 | Buy | 21.05.2015 22:10:00 | 1.56646 | 1.11 | 22.05.2015 02:40:00 | 1.56639 | \$ -1292.46 |
| 1676 | Buy | 21.05.2015 21:35:00 | 1.56667 | 1.12 | 22.05.2015 02:40:00 | 1.56639 | \$ -3782.52 |
| 1960 | Buy | 21.05.2015 23:00:00 | 134.483 | 1.64 | 22.05.2015 03:05:00 | 134.538 | \$ 6071.67 |
| 1775 | Sell | 25.05.2015 00:01:00 | 0.78221 | 0.13 | 25.05.2015 00:50:00 | 0.78174 | \$ 483.54 |
| 955 | Buy | 25.05.2015 00:00:00 | 0.94288 | 0.59 | 25.05.2015 00:55:00 | 0.9446 | \$ 11682.47 |
| 1241 | Buy | 25.05.2015 00:00:00 | 1.2285 | 0.14 | 25.05.2015 00:55:00 | 1.22995 | \$ 1448.45 |
| 1517 | Sell | 25.05.2015 02:20:00 | 1.10071 | 0.93 | 25.05.2015 02:50:00 | 1.09878 | \$ 18922.37 |
| 1516 | Sell | 25.05.2015 01:55:00 | 1.10046 | 0.94 | 25.05.2015 02:50:00 | 1.09865 | \$ 17936.67 |
| 1776 | Sell | 25.05.2015 01:35:00 | 0.78268 | 0.13 | 25.05.2015 02:50:00 | 0.78099 | \$ 2155.45 |
| 1682 | Sell | 25.05.2015 02:20:00 | 1.54864 | 1.1 | 25.05.2015 03:00:00 | 1.54721 | \$ 16583.04 |
| 1681 | Sell | 25.05.2015 02:05:00 | 1.5484 | 1.1 | 25.05.2015 03:00:00 | 1.54719 | \$ 14031.8 |
| 1680 | Sell | 25.05.2015 01:50:00 | 1.54826 | 1.11 | 25.05.2015 03:00:00 | 1.54717 | \$ 12755.13 |
| 1679 | Sell | 25.05.2015 01:35:00 | 1.54821 | 1.12 | 25.05.2015 03:00:00 | 1.54726 | \$ 11217.01 |
| 956 | Buy | 25.05.2015 02:20:00 | 0.94271 | 0.59 | 25.05.2015 03:15:00 | 0.94381 | \$ 7469.22 |
| 1243 | Buy | 25.05.2015 01:35:00 | 1.22847 | 0.14 | 25.05.2015 03:40:00 | 1.23039 | \$ 1974.0 |
| 1242 | Buy | 25.05.2015 01:30:00 | 1.22862 | 0.14 | 25.05.2015 03:40:00 | 1.23034 | \$ 1750.36 |
| 1244 | Buy | 27.05.2015 02:00:00 | 1.24225 | 0.14 | 27.05.2015 03:05:00 | 1.24316 | \$ 844.63 |
| 1519 | Sell | 27.05.2015 01:50:00 | 1.08855 | 0.94 | 27.05.2015 03:05:00 | 1.08767 | \$ 8720.6 |
| 1518 | Sell | 27.05.2015 01:30:00 | 1.08851 | 0.95 | 27.05.2015 03:05:00 | 1.08765 | \$ 8613.05 |
| 897 | Buy | 27.05.2015 02:30:00 | 122.978 | 0.29 | 27.05.2015 04:05:00 | 123.125 | \$ 3904.83 |
| 1778 | Sell | 27.05.2015 02:15:00 | 0.7742 | 0.13 | 27.05.2015 04:10:00 | 0.77358 | \$ 689.1 |
| 1777 | Sell | 27.05.2015 02:00:00 | 0.77408 | 0.13 | 27.05.2015 04:10:00 | 0.77346 | \$ 689.1 |
| 1522 | Sell | 27.05.2015 23:15:00 | 1.09054 | 0.93 | 28.05.2015 01:25:00 | 1.08955 | \$ 9476.98 |
| 1521 | Sell | 27.05.2015 23:05:00 | 1.09028 | 0.94 | 28.05.2015 01:25:00 | 1.08946 | \$ 7894.23 |

| | | | | | | | |
|------|------|---------------------|---------|------|---------------------|---------|--------------|
| 1520 | Sell | 27.05.2015 23:00:00 | 1.09003 | 0.94 | 28.05.2015 01:25:00 | 1.08955 | \$ 4524.91 |
| 1686 | Sell | 27.05.2015 23:20:00 | 1.53526 | 1.11 | 28.05.2015 01:25:00 | 1.53455 | \$ 7203.1 |
| 1685 | Sell | 27.05.2015 23:15:00 | 1.53497 | 1.12 | 28.05.2015 01:25:00 | 1.53456 | \$ 3725.79 |
| 1684 | Sell | 27.05.2015 23:00:00 | 1.53467 | 1.13 | 28.05.2015 01:25:00 | 1.53459 | \$ -172.17 |
| 1683 | Sell | 27.05.2015 22:10:00 | 1.53423 | 1.13 | 28.05.2015 01:25:00 | 1.53473 | \$ -7081.59 |
| 901 | Buy | 27.05.2015 23:25:00 | 123.643 | 0.28 | 28.05.2015 02:25:00 | 123.756 | \$ 2671.18 |
| 900 | Buy | 27.05.2015 23:20:00 | 123.696 | 0.28 | 28.05.2015 02:25:00 | 123.741 | \$ 767.18 |
| 899 | Buy | 27.05.2015 23:15:00 | 123.725 | 0.28 | 28.05.2015 02:25:00 | 123.749 | \$ 179.18 |
| 898 | Buy | 27.05.2015 23:00:00 | 123.764 | 0.28 | 28.05.2015 02:25:00 | 123.753 | \$ -800.82 |
| 1248 | Buy | 27.05.2015 22:50:00 | 1.2459 | 0.14 | 28.05.2015 03:05:00 | 1.24587 | \$ -324.53 |
| 1247 | Buy | 27.05.2015 22:45:00 | 1.24611 | 0.14 | 28.05.2015 03:05:00 | 1.24582 | \$ -615.26 |
| 1246 | Buy | 27.05.2015 22:40:00 | 1.24644 | 0.14 | 28.05.2015 03:05:00 | 1.2458 | \$ -1006.63 |
| 1245 | Buy | 27.05.2015 22:35:00 | 1.24676 | 0.14 | 28.05.2015 03:05:00 | 1.24576 | \$ -1409.17 |
| 1779 | Sell | 27.05.2015 23:00:00 | 0.77308 | 0.13 | 28.05.2015 04:35:00 | 0.7705 | \$ 3300.74 |
| 1687 | Sell | 28.05.2015 22:00:00 | 1.53224 | 1.14 | 28.05.2015 23:08:00 | 1.5314 | \$ 10095.31 |
| 1780 | Sell | 28.05.2015 22:05:00 | 0.76553 | 0.13 | 29.05.2015 00:05:00 | 0.76445 | \$ 1294.7 |
| 1252 | Buy | 28.05.2015 21:45:00 | 1.24237 | 0.14 | 29.05.2015 00:38:00 | 1.24258 | \$ 22.54 |
| 1251 | Buy | 28.05.2015 21:40:00 | 1.24291 | 0.14 | 29.05.2015 03:10:00 | 1.24253 | \$ -637.17 |
| 1250 | Buy | 28.05.2015 21:35:00 | 1.2436 | 0.14 | 29.05.2015 03:10:00 | 1.24261 | \$ -1319.27 |
| 1249 | Buy | 28.05.2015 21:30:00 | 1.24391 | 0.14 | 29.05.2015 03:10:00 | 1.24261 | \$ -1665.9 |
| 1781 | Sell | 29.05.2015 01:30:00 | 0.7661 | 0.13 | 29.05.2015 03:10:00 | 0.76518 | \$ 1100.23 |
| 1526 | Buy | 01.06.2015 02:30:00 | 1.09563 | 0.92 | 01.06.2015 05:30:00 | 1.09492 | \$ -6883.1 |
| 1525 | Buy | 01.06.2015 02:25:00 | 1.09604 | 0.93 | 01.06.2015 05:30:00 | 1.09487 | \$ -11465.86 |
| 1524 | Buy | 01.06.2015 02:10:00 | 1.09641 | 0.94 | 01.06.2015 05:30:00 | 1.09496 | \$ -14362.61 |
| 1523 | Buy | 01.06.2015 02:00:00 | 1.09682 | 0.94 | 01.06.2015 05:30:00 | 1.0949 | \$ -19018.08 |
| 957 | Sell | 01.06.2015 02:30:00 | 0.94122 | 0.58 | 01.06.2015 06:25:00 | 0.94202 | \$ -5350.79 |
| 1964 | Buy | 01.06.2015 02:25:00 | 136.132 | 1.59 | 01.06.2015 08:05:00 | 136.007 | \$ -22039.63 |
| 1963 | Buy | 01.06.2015 02:10:00 | 136.155 | 1.6 | 01.06.2015 08:05:00 | 136.0 | \$ -26978.46 |
| 1962 | Buy | 01.06.2015 02:05:00 | 136.174 | 1.61 | 01.06.2015 08:05:00 | 136.003 | \$ -29723.45 |
| 1961 | Buy | 01.06.2015 02:00:00 | 136.199 | 1.63 | 01.06.2015 08:05:00 | 136.008 | \$ -33353.14 |
| 1528 | Sell | 01.06.2015 22:10:00 | 1.09374 | 0.92 | 01.06.2015 23:00:00 | 1.09205 | \$ 16391.17 |
| 1527 | Sell | 01.06.2015 22:05:00 | 1.09356 | 0.93 | 01.06.2015 23:00:00 | 1.09206 | \$ 14706.51 |
| 1688 | Sell | 01.06.2015 21:30:00 | 1.52085 | 1.14 | 01.06.2015 23:00:00 | 1.51948 | \$ 16464.97 |
| 1966 | Sell | 01.06.2015 22:05:00 | 136.514 | 1.58 | 01.06.2015 23:00:00 | 136.321 | \$ 28337.03 |
| 1965 | Sell | 01.06.2015 22:00:00 | 136.493 | 1.59 | 01.06.2015 23:00:00 | 136.325 | \$ 24541.71 |
| 1254 | Buy | 01.06.2015 21:40:00 | 1.25224 | 0.14 | 01.06.2015 23:21:00 | 1.25232 | \$ -83.45 |
| 1255 | Buy | 01.06.2015 21:45:00 | 1.25146 | 0.14 | 01.06.2015 23:21:00 | 1.25243 | \$ 911.73 |
| 1967 | Buy | 02.06.2015 01:00:00 | 136.245 | 1.61 | 02.06.2015 03:55:00 | 136.415 | \$ 25176.41 |
| 1256 | Buy | 02.06.2015 00:00:00 | 1.25206 | 0.14 | 02.06.2015 05:15:00 | 1.25321 | \$ 1113.0 |
| 1253 | Buy | 01.06.2015 21:30:00 | 1.25275 | 0.14 | 02.06.2015 05:15:00 | 1.25321 | \$ 302.09 |
| 1257 | Sell | 02.06.2015 22:30:00 | 1.24125 | 0.14 | 03.06.2015 00:00:00 | 1.24005 | \$ 1128.03 |
| 1968 | Buy | 02.06.2015 22:30:00 | 138.31 | 1.59 | 03.06.2015 00:05:00 | 138.394 | \$ 10436.49 |
| 903 | Sell | 02.06.2015 23:00:00 | 124.139 | 0.28 | 03.06.2015 00:40:00 | 124.039 | \$ 2337.98 |
| 902 | Sell | 02.06.2015 22:30:00 | 124.102 | 0.28 | 03.06.2015 00:40:00 | 124.043 | \$ 1189.98 |
| 342 | Buy | 02.06.2015 22:30:00 | 0.72656 | 0.18 | 03.06.2015 01:25:00 | 0.72691 | \$ 539.68 |
| 1532 | Buy | 02.06.2015 22:25:00 | 1.11481 | 0.9 | 03.06.2015 02:05:00 | 1.11542 | \$ 5255.92 |
| 1531 | Buy | 02.06.2015 22:20:00 | 1.11519 | 0.91 | 03.06.2015 02:05:00 | 1.11539 | \$ 1382.77 |
| 1530 | Buy | 02.06.2015 22:15:00 | 1.11542 | 0.91 | 03.06.2015 02:05:00 | 1.11538 | \$ -918.62 |
| 1529 | Buy | 02.06.2015 22:05:00 | 1.11577 | 0.92 | 03.06.2015 02:05:00 | 1.11532 | \$ -4903.46 |
| 1691 | Buy | 02.06.2015 23:20:00 | 1.53379 | 1.12 | 03.06.2015 02:35:00 | 1.53442 | \$ 6957.3 |
| 1690 | Buy | 02.06.2015 23:00:00 | 1.53389 | 1.13 | 03.06.2015 02:35:00 | 1.53435 | \$ 4995.16 |
| 1689 | Buy | 02.06.2015 22:30:00 | 1.53415 | 1.14 | 03.06.2015 02:35:00 | 1.53436 | \$ 2036.19 |
| 1785 | Buy | 03.06.2015 01:40:00 | 0.77659 | 0.13 | 03.06.2015 04:30:00 | 0.77668 | \$ -37.27 |
| 1784 | Buy | 03.06.2015 01:35:00 | 0.77704 | 0.13 | 03.06.2015 04:30:00 | 0.77672 | \$ -598.95 |
| 1783 | Buy | 03.06.2015 01:10:00 | 0.77711 | 0.13 | 03.06.2015 04:30:00 | 0.77673 | \$ -681.15 |
| 1782 | Buy | 03.06.2015 01:00:00 | 0.77724 | 0.13 | 03.06.2015 04:30:00 | 0.77664 | \$ -982.54 |
| 959 | Sell | 02.06.2015 23:15:00 | 0.93346 | 0.58 | 03.06.2015 04:35:00 | 0.93306 | \$ 2338.01 |
| 958 | Sell | 02.06.2015 22:30:00 | 0.93312 | 0.58 | 03.06.2015 04:35:00 | 0.93312 | \$ -334.48 |
| 1259 | Sell | 03.06.2015 01:35:00 | 1.24121 | 0.14 | 03.06.2015 04:35:00 | 1.24047 | \$ 654.99 |
| 1258 | Sell | 03.06.2015 01:15:00 | 1.2411 | 0.14 | 03.06.2015 04:35:00 | 1.24038 | \$ 632.61 |

| | | | | | | | |
|------|------|---------------------|---------|------|---------------------|---------|--------------|
| 1970 | Buy | 03.06.2015 02:20:00 | 138.316 | 1.58 | 03.06.2015 04:40:00 | 138.416 | \$ 13614.73 |
| 1969 | Buy | 03.06.2015 02:15:00 | 138.324 | 1.59 | 03.06.2015 04:40:00 | 138.405 | \$ 10679.63 |
| 1971 | Buy | 04.06.2015 01:20:00 | 139.957 | 1.58 | 04.06.2015 02:05:00 | 140.089 | \$ 18644.66 |
| 1535 | Buy | 04.06.2015 01:55:00 | 1.12575 | 0.9 | 04.06.2015 08:04:00 | 1.12619 | \$ 4172.85 |
| 1536 | Buy | 04.06.2015 02:30:00 | 1.12556 | 0.89 | 04.06.2015 08:04:00 | 1.12636 | \$ 7502.7 |
| 1534 | Buy | 04.06.2015 01:40:00 | 1.12617 | 0.9 | 04.06.2015 11:10:00 | 1.12839 | \$ 21053.92 |
| 1533 | Buy | 04.06.2015 01:25:00 | 1.12652 | 0.91 | 04.06.2015 11:10:00 | 1.12839 | \$ 17931.66 |
| 1973 | Buy | 04.06.2015 21:30:00 | 139.743 | 1.57 | 04.06.2015 22:18:00 | 139.774 | \$ 2673.16 |
| 1975 | Buy | 05.06.2015 02:00:00 | 139.422 | 1.54 | 05.06.2015 03:36:00 | 139.48 | \$ 6784.9 |
| 1976 | Buy | 05.06.2015 02:05:00 | 139.24 | 1.51 | 05.06.2015 03:36:00 | 139.468 | \$ 32325.51 |
| 1538 | Buy | 04.06.2015 22:20:00 | 1.12384 | 0.92 | 05.06.2015 07:15:00 | 1.12218 | \$ -16633.8 |
| 1537 | Buy | 04.06.2015 21:30:00 | 1.12439 | 0.93 | 05.06.2015 07:15:00 | 1.12205 | \$ -23478.52 |
| 1974 | Buy | 04.06.2015 22:20:00 | 139.736 | 1.57 | 05.06.2015 07:15:00 | 139.646 | \$ -17035.03 |
| 1972 | Buy | 04.06.2015 21:25:00 | 139.864 | 1.59 | 05.06.2015 07:15:00 | 139.654 | \$ -36334.14 |
| 344 | Buy | 04.06.2015 21:30:00 | 0.73111 | 0.18 | 05.06.2015 07:30:00 | 0.73002 | \$ -2988.53 |
| 343 | Buy | 04.06.2015 21:25:00 | 0.73145 | 0.18 | 05.06.2015 07:30:00 | 0.73013 | \$ -3552.06 |
| 961 | Buy | 08.06.2015 00:05:00 | 0.93869 | 0.57 | 08.06.2015 00:10:00 | 0.94049 | \$ 11811.67 |
| 960 | Buy | 08.06.2015 00:00:00 | 0.93895 | 0.57 | 08.06.2015 00:10:00 | 0.9405 | \$ 10170.37 |
| 1260 | Sell | 08.06.2015 02:30:00 | 1.24522 | 0.14 | 08.06.2015 07:50:00 | 1.24605 | \$ -1101.5 |
| 1978 | Buy | 08.06.2015 22:55:00 | 140.357 | 1.57 | 08.06.2015 23:35:00 | 140.582 | \$ 33121.27 |
| 1977 | Buy | 08.06.2015 22:30:00 | 140.383 | 1.58 | 08.06.2015 23:35:00 | 140.59 | \$ 30487.89 |
| 1786 | Buy | 09.06.2015 02:00:00 | 0.76841 | 0.13 | 09.06.2015 04:05:00 | 0.76928 | \$ 1031.31 |
| 904 | Sell | 09.06.2015 02:00:00 | 124.621 | 0.28 | 09.06.2015 04:45:00 | 124.461 | \$ 4134.18 |
| 1979 | Sell | 09.06.2015 21:25:00 | 140.388 | 1.59 | 09.06.2015 22:35:00 | 140.209 | \$ 26228.91 |
| 1539 | Sell | 09.06.2015 21:25:00 | 1.12882 | 0.91 | 09.06.2015 22:40:00 | 1.12717 | \$ 15829.27 |
| 1264 | Sell | 09.06.2015 22:10:00 | 1.23472 | 0.14 | 09.06.2015 23:25:00 | 1.23342 | \$ 1281.51 |
| 1263 | Sell | 09.06.2015 22:05:00 | 1.23412 | 0.14 | 09.06.2015 23:25:00 | 1.23328 | \$ 766.87 |
| 1262 | Sell | 09.06.2015 21:45:00 | 1.23378 | 0.14 | 09.06.2015 23:25:00 | 1.23336 | \$ 296.98 |
| 1261 | Sell | 09.06.2015 21:30:00 | 1.23359 | 0.14 | 09.06.2015 23:25:00 | 1.23331 | \$ 140.35 |
| 1693 | Sell | 09.06.2015 21:35:00 | 1.53852 | 1.14 | 10.06.2015 01:00:00 | 1.53812 | \$ 4428.91 |
| 1692 | Sell | 09.06.2015 21:25:00 | 1.53831 | 1.15 | 10.06.2015 01:00:00 | 1.53805 | \$ 2770.45 |
| 1983 | Sell | 11.06.2015 02:00:00 | 139.029 | 1.56 | 11.06.2015 04:10:00 | 138.937 | \$ 12183.05 |
| 1982 | Sell | 10.06.2015 22:25:00 | 138.946 | 1.59 | 11.06.2015 04:10:00 | 138.932 | \$ -1046.9 |
| 1981 | Sell | 10.06.2015 22:10:00 | 138.876 | 1.6 | 11.06.2015 04:10:00 | 138.935 | \$ -12732.53 |
| 1980 | Sell | 10.06.2015 21:45:00 | 138.847 | 1.62 | 11.06.2015 04:10:00 | 138.923 | \$ -15645.07 |
| 1697 | Buy | 11.06.2015 02:00:00 | 1.55068 | 1.12 | 11.06.2015 04:35:00 | 1.55081 | \$ 1534.26 |
| 1696 | Buy | 11.06.2015 01:00:00 | 1.5511 | 1.13 | 11.06.2015 04:35:00 | 1.55077 | \$ -3929.43 |
| 1695 | Buy | 11.06.2015 00:55:00 | 1.55148 | 1.14 | 11.06.2015 04:35:00 | 1.55063 | \$ -10210.84 |
| 1694 | Buy | 11.06.2015 00:40:00 | 1.55165 | 1.15 | 11.06.2015 04:35:00 | 1.55069 | \$ -11633.4 |
| 1790 | Buy | 11.06.2015 02:15:00 | 0.77324 | 0.13 | 11.06.2015 04:35:00 | 0.77775 | \$ 6017.99 |
| 1789 | Buy | 11.06.2015 00:40:00 | 0.77345 | 0.13 | 11.06.2015 04:35:00 | 0.77773 | \$ 5702.9 |
| 1788 | Buy | 11.06.2015 00:35:00 | 0.77412 | 0.13 | 11.06.2015 04:35:00 | 0.77785 | \$ 4949.41 |
| 1787 | Buy | 11.06.2015 00:30:00 | 0.77439 | 0.13 | 11.06.2015 04:35:00 | 0.7778 | \$ 4511.02 |
| 908 | Sell | 11.06.2015 02:05:00 | 122.807 | 0.28 | 11.06.2015 07:30:00 | 122.998 | \$ -5693.82 |
| 907 | Sell | 11.06.2015 01:15:00 | 122.793 | 0.29 | 11.06.2015 07:30:00 | 123.009 | \$ -6622.17 |
| 906 | Sell | 11.06.2015 01:10:00 | 122.76 | 0.29 | 11.06.2015 07:30:00 | 122.995 | \$ -7173.17 |
| 905 | Sell | 11.06.2015 01:00:00 | 122.753 | 0.29 | 11.06.2015 07:30:00 | 123.012 | \$ -7869.17 |
| 1268 | Buy | 11.06.2015 22:50:00 | 1.22728 | 0.14 | 11.06.2015 23:50:00 | 1.22925 | \$ 2029.91 |
| 1267 | Buy | 11.06.2015 22:40:00 | 1.22752 | 0.14 | 11.06.2015 23:50:00 | 1.22918 | \$ 1683.27 |
| 1266 | Buy | 11.06.2015 22:35:00 | 1.22778 | 0.14 | 11.06.2015 23:50:00 | 1.22907 | \$ 1269.54 |
| 1265 | Buy | 11.06.2015 22:00:00 | 1.22806 | 0.14 | 11.06.2015 23:50:00 | 1.22914 | \$ 1034.73 |
| 1984 | Sell | 11.06.2015 23:00:00 | 139.085 | 1.61 | 12.06.2015 00:00:00 | 138.924 | \$ 23322.73 |
| 1543 | Sell | 11.06.2015 21:55:00 | 1.12629 | 0.9 | 12.06.2015 00:50:00 | 1.12443 | \$ 17573.84 |
| 1542 | Sell | 11.06.2015 21:50:00 | 1.12592 | 0.91 | 12.06.2015 00:50:00 | 1.12444 | \$ 14123.58 |
| 1541 | Sell | 11.06.2015 21:45:00 | 1.12545 | 0.92 | 12.06.2015 00:50:00 | 1.12435 | \$ 10593.2 |
| 1540 | Sell | 11.06.2015 21:30:00 | 1.12476 | 0.92 | 12.06.2015 00:50:00 | 1.12431 | \$ 4288.9 |
| 911 | Buy | 11.06.2015 23:05:00 | 123.342 | 0.28 | 12.06.2015 01:45:00 | 123.572 | \$ 6045.18 |
| 910 | Buy | 11.06.2015 22:05:00 | 123.401 | 0.28 | 12.06.2015 01:45:00 | 123.565 | \$ 4197.18 |
| 909 | Buy | 11.06.2015 22:00:00 | 123.405 | 0.28 | 12.06.2015 01:45:00 | 123.562 | \$ 4001.18 |
| 1700 | Sell | 11.06.2015 23:00:00 | 1.55302 | 1.12 | 12.06.2015 01:45:00 | 1.55084 | \$ 25368.33 |

| | | | | | | | |
|------|------|---------------------|---------|------|---------------------|---------|--------------|
| 1699 | Sell | 11.06.2015 22:05:00 | 1.55208 | 1.13 | 12.06.2015 01:45:00 | 1.55089 | \$ 13801.17 |
| 1698 | Sell | 11.06.2015 22:00:00 | 1.55188 | 1.14 | 12.06.2015 01:45:00 | 1.5509 | \$ 11399.48 |
| 965 | Buy | 11.06.2015 21:55:00 | 0.93442 | 0.58 | 12.06.2015 02:50:00 | 0.93394 | \$ -3220.4 |
| 964 | Buy | 11.06.2015 21:50:00 | 0.93458 | 0.58 | 12.06.2015 02:50:00 | 0.93396 | \$ -4155.66 |
| 963 | Buy | 11.06.2015 21:45:00 | 0.9348 | 0.58 | 12.06.2015 02:50:00 | 0.93387 | \$ -6226.58 |
| 962 | Buy | 11.06.2015 21:30:00 | 0.93521 | 0.59 | 12.06.2015 02:50:00 | 0.93388 | \$ -9052.15 |
| 1794 | Sell | 11.06.2015 22:40:00 | 0.77623 | 0.13 | 12.06.2015 02:50:00 | 0.77464 | \$ 1993.61 |
| 1793 | Sell | 11.06.2015 22:35:00 | 0.77565 | 0.13 | 12.06.2015 02:50:00 | 0.77467 | \$ 1157.65 |
| 1792 | Sell | 11.06.2015 22:05:00 | 0.77537 | 0.14 | 12.06.2015 02:50:00 | 0.77471 | \$ 774.44 |
| 1791 | Sell | 11.06.2015 22:00:00 | 0.77489 | 0.14 | 12.06.2015 02:50:00 | 0.77472 | \$ 51.28 |
| 1546 | Buy | 15.06.2015 00:55:00 | 1.12139 | 0.93 | 15.06.2015 02:39:00 | 1.12168 | \$ 2841.96 |
| 1986 | Buy | 15.06.2015 00:35:00 | 138.308 | 1.61 | 15.06.2015 02:39:00 | 138.316 | \$ -938.68 |
| 1987 | Buy | 15.06.2015 00:50:00 | 138.245 | 1.6 | 15.06.2015 02:39:00 | 138.327 | \$ 10908.19 |
| 1988 | Buy | 15.06.2015 00:55:00 | 138.129 | 1.57 | 15.06.2015 02:39:00 | 138.326 | \$ 28760.53 |
| 1795 | Sell | 15.06.2015 00:30:00 | 0.77508 | 0.14 | 15.06.2015 03:05:00 | 0.77186 | \$ 4579.29 |
| 1985 | Buy | 15.06.2015 00:30:00 | 138.358 | 1.63 | 15.06.2015 03:05:00 | 138.479 | \$ 17467.85 |
| 1545 | Buy | 15.06.2015 00:35:00 | 1.12177 | 0.93 | 15.06.2015 06:20:00 | 1.12153 | \$ -2351.97 |
| 1544 | Buy | 15.06.2015 00:30:00 | 1.12228 | 0.94 | 15.06.2015 06:20:00 | 1.12149 | \$ -7825.15 |
| 967 | Sell | 15.06.2015 00:55:00 | 0.92962 | 0.58 | 15.06.2015 09:55:00 | 0.93071 | \$ -7288.35 |
| 966 | Sell | 15.06.2015 00:45:00 | 0.92938 | 0.58 | 15.06.2015 09:55:00 | 0.93075 | \$ -9159.09 |
| 971 | Buy | 15.06.2015 21:40:00 | 0.93128 | 0.57 | 16.06.2015 00:50:00 | 0.92986 | \$ -9336.18 |
| 970 | Buy | 15.06.2015 21:35:00 | 0.9317 | 0.57 | 16.06.2015 00:50:00 | 0.92998 | \$ -11305.73 |
| 969 | Buy | 15.06.2015 21:30:00 | 0.93177 | 0.58 | 16.06.2015 00:50:00 | 0.92987 | \$ -12706.55 |
| 968 | Buy | 15.06.2015 21:25:00 | 0.93203 | 0.58 | 16.06.2015 00:50:00 | 0.92998 | \$ -13708.61 |
| 1704 | Sell | 15.06.2015 22:00:00 | 1.56052 | 1.12 | 16.06.2015 02:45:00 | 1.55964 | \$ 10018.75 |
| 1703 | Sell | 15.06.2015 21:50:00 | 1.56029 | 1.13 | 16.06.2015 02:45:00 | 1.55956 | \$ 8321.28 |
| 1702 | Sell | 15.06.2015 21:45:00 | 1.55988 | 1.14 | 16.06.2015 02:45:00 | 1.5596 | \$ 2986.72 |
| 1701 | Sell | 15.06.2015 21:35:00 | 1.55949 | 1.15 | 16.06.2015 02:45:00 | 1.55955 | \$ -1109.12 |
| 1547 | Sell | 16.06.2015 22:30:00 | 1.12483 | 0.94 | 17.06.2015 03:10:00 | 1.12402 | \$ 7949.65 |
| 1271 | Buy | 17.06.2015 00:45:00 | 1.22876 | 0.14 | 17.06.2015 06:10:00 | 1.22991 | \$ 1112.99 |
| 1270 | Buy | 17.06.2015 00:40:00 | 1.22895 | 0.14 | 17.06.2015 06:10:00 | 1.22986 | \$ 844.63 |
| 1269 | Buy | 17.06.2015 00:00:00 | 1.22908 | 0.14 | 17.06.2015 06:10:00 | 1.22986 | \$ 699.27 |
| 1989 | Sell | 16.06.2015 22:30:00 | 138.788 | 1.64 | 17.06.2015 08:35:00 | 139.09 | \$ -52169.78 |
| 1799 | Sell | 17.06.2015 21:45:00 | 0.77333 | 0.13 | 18.06.2015 01:45:00 | 0.77393 | \$ -1057.2 |
| 1798 | Sell | 17.06.2015 21:40:00 | 0.77166 | 0.14 | 18.06.2015 01:45:00 | 0.77385 | \$ -3485.11 |
| 1797 | Sell | 17.06.2015 21:35:00 | 0.77096 | 0.14 | 18.06.2015 01:45:00 | 0.77397 | \$ -4695.3 |
| 1796 | Sell | 17.06.2015 21:30:00 | 0.7704 | 0.14 | 18.06.2015 01:45:00 | 0.77386 | \$ -5359.41 |
| 915 | Buy | 17.06.2015 21:50:00 | 123.476 | 0.28 | 18.06.2015 01:50:00 | 123.516 | \$ 627.18 |
| 914 | Buy | 17.06.2015 21:45:00 | 123.585 | 0.28 | 18.06.2015 01:50:00 | 123.524 | \$ -2200.82 |
| 913 | Buy | 17.06.2015 21:40:00 | 123.672 | 0.28 | 18.06.2015 01:50:00 | 123.53 | \$ -4468.82 |
| 912 | Buy | 17.06.2015 21:35:00 | 123.794 | 0.28 | 18.06.2015 01:50:00 | 123.513 | \$ -8360.82 |
| 1275 | Buy | 17.06.2015 21:55:00 | 1.22377 | 0.14 | 18.06.2015 01:50:00 | 1.22353 | \$ -559.35 |
| 1274 | Buy | 17.06.2015 21:50:00 | 1.22479 | 0.14 | 18.06.2015 01:50:00 | 1.22354 | \$ -1688.71 |
| 1273 | Buy | 17.06.2015 21:45:00 | 1.22556 | 0.14 | 18.06.2015 01:50:00 | 1.22364 | \$ -2437.89 |
| 1272 | Buy | 17.06.2015 21:40:00 | 1.22677 | 0.14 | 18.06.2015 01:50:00 | 1.22361 | \$ -3824.44 |
| 1990 | Buy | 19.06.2015 00:00:00 | 139.659 | 1.61 | 19.06.2015 01:10:00 | 139.707 | \$ 5479.43 |
| 1802 | Buy | 18.06.2015 21:55:00 | 0.7795 | 0.13 | 19.06.2015 01:15:00 | 0.78045 | \$ 1111.99 |
| 1801 | Buy | 18.06.2015 21:35:00 | 0.77987 | 0.13 | 19.06.2015 01:15:00 | 0.7803 | \$ 399.62 |
| 1800 | Buy | 18.06.2015 21:30:00 | 0.78004 | 0.13 | 19.06.2015 01:15:00 | 0.78042 | \$ 331.12 |
| 1548 | Buy | 19.06.2015 00:00:00 | 1.13592 | 0.93 | 19.06.2015 03:30:00 | 1.13773 | \$ 17737.77 |
| 1991 | Sell | 22.06.2015 00:30:00 | 139.781 | 1.61 | 22.06.2015 02:26:00 | 139.552 | \$ 34618.64 |
| 1992 | Sell | 22.06.2015 00:35:00 | 139.824 | 1.6 | 22.06.2015 02:26:00 | 139.548 | \$ 41922.88 |
| 916 | Sell | 22.06.2015 00:30:00 | 122.958 | 0.28 | 22.06.2015 03:17:00 | 122.819 | \$ 3546.18 |
| 1550 | Sell | 22.06.2015 00:35:00 | 1.1371 | 0.93 | 22.06.2015 09:15:00 | 1.13848 | \$ -13529.98 |
| 1549 | Sell | 22.06.2015 00:30:00 | 1.13681 | 0.94 | 22.06.2015 09:15:00 | 1.13847 | \$ -16450.2 |
| 1995 | Buy | 22.06.2015 22:20:00 | 139.795 | 1.6 | 23.06.2015 01:35:00 | 139.941 | \$ 20398.42 |
| 1994 | Buy | 22.06.2015 22:00:00 | 139.875 | 1.61 | 23.06.2015 01:35:00 | 139.95 | \$ 9093.7 |
| 1993 | Buy | 22.06.2015 21:50:00 | 139.956 | 1.63 | 23.06.2015 01:35:00 | 139.951 | \$ -3834.66 |
| 1276 | Buy | 23.06.2015 00:00:00 | 1.23076 | 0.14 | 23.06.2015 03:05:00 | 1.23176 | \$ 945.27 |
| 348 | Buy | 22.06.2015 22:00:00 | 0.71616 | 0.18 | 23.06.2015 05:00:00 | 0.71709 | \$ 1960.77 |

| | | | | | | | |
|------|------|---------------------|---------|------|---------------------|---------|--------------|
| 347 | Buy | 22.06.2015 21:55:00 | 0.71638 | 0.18 | 23.06.2015 05:00:00 | 0.71702 | \$ 1250.22 |
| 346 | Buy | 22.06.2015 21:35:00 | 0.71665 | 0.18 | 23.06.2015 05:00:00 | 0.71705 | \$ 662.19 |
| 345 | Buy | 22.06.2015 21:25:00 | 0.71685 | 0.18 | 23.06.2015 05:00:00 | 0.71696 | \$ -48.35 |
| 1996 | Sell | 23.06.2015 22:05:00 | 138.476 | 1.65 | 23.06.2015 23:00:00 | 138.363 | \$ 16360.15 |
| 1997 | Sell | 23.06.2015 22:10:00 | 138.5 | 1.64 | 23.06.2015 23:00:00 | 138.376 | \$ 18064.4 |
| 1551 | Sell | 24.06.2015 02:00:00 | 1.11722 | 0.94 | 24.06.2015 04:00:00 | 1.11633 | \$ 8819.69 |
| 1998 | Sell | 24.06.2015 02:00:00 | 138.432 | 1.66 | 24.06.2015 04:00:00 | 138.313 | \$ 17456.08 |
| 1706 | Sell | 23.06.2015 23:10:00 | 1.57307 | 1.15 | 24.06.2015 04:35:00 | 1.57313 | \$ -1109.12 |
| 1705 | Sell | 23.06.2015 23:00:00 | 1.57292 | 1.16 | 24.06.2015 04:35:00 | 1.57324 | \$ -4298.32 |
| 974 | Buy | 24.06.2015 00:00:00 | 0.93335 | 0.56 | 24.06.2015 07:40:00 | 0.93363 | \$ 1800.41 |
| 973 | Buy | 23.06.2015 23:10:00 | 0.93395 | 0.57 | 24.06.2015 07:40:00 | 0.93353 | \$ -2770.96 |
| 972 | Buy | 23.06.2015 23:00:00 | 0.93421 | 0.57 | 24.06.2015 07:40:00 | 0.93364 | \$ -3755.75 |
| 917 | Buy | 24.06.2015 21:25:00 | 123.813 | 0.28 | 25.06.2015 01:05:00 | 123.934 | \$ 2895.18 |
| 1708 | Sell | 24.06.2015 23:55:00 | 1.57077 | 1.15 | 25.06.2015 03:40:00 | 1.57007 | \$ 7341.44 |
| 1707 | Sell | 24.06.2015 23:30:00 | 1.57055 | 1.16 | 25.06.2015 03:40:00 | 1.56992 | \$ 6549.25 |
| 1279 | Buy | 25.06.2015 00:00:00 | 1.23807 | 0.14 | 25.06.2015 03:45:00 | 1.2389 | \$ 755.18 |
| 1278 | Buy | 24.06.2015 23:55:00 | 1.23852 | 0.14 | 25.06.2015 03:45:00 | 1.23892 | \$ 156.29 |
| 1277 | Buy | 24.06.2015 23:30:00 | 1.23889 | 0.14 | 25.06.2015 03:45:00 | 1.23885 | \$ -335.72 |
| 918 | Buy | 29.06.2015 00:30:00 | 122.528 | 0.29 | 29.06.2015 01:00:00 | 122.609 | \$ 1990.83 |
| 919 | Buy | 29.06.2015 00:35:00 | 122.494 | 0.28 | 29.06.2015 01:00:00 | 122.6 | \$ 2622.18 |
| 977 | Sell | 29.06.2015 00:40:00 | 0.94159 | 0.57 | 29.06.2015 01:01:00 | 0.9405 | \$ 7151.29 |
| 920 | Buy | 29.06.2015 01:05:00 | 122.129 | 0.29 | 29.06.2015 01:20:00 | 122.357 | \$ 6253.83 |
| 975 | Sell | 29.06.2015 00:30:00 | 0.94021 | 0.57 | 29.06.2015 01:47:00 | 0.93886 | \$ 8858.46 |
| 976 | Sell | 29.06.2015 00:35:00 | 0.94046 | 0.57 | 29.06.2015 01:47:00 | 0.93874 | \$ 11287.89 |
| 978 | Sell | 29.06.2015 01:05:00 | 0.94167 | 0.57 | 29.06.2015 01:47:00 | 0.93874 | \$ 19232.8 |
| 1281 | Sell | 29.06.2015 01:10:00 | 1.23516 | 0.14 | 29.06.2015 01:51:00 | 1.23491 | \$ 106.79 |
| 1282 | Sell | 29.06.2015 01:55:00 | 1.2349 | 0.14 | 29.06.2015 03:30:00 | 1.23392 | \$ 923.49 |
| 1280 | Sell | 29.06.2015 01:00:00 | 1.23457 | 0.14 | 29.06.2015 03:30:00 | 1.23383 | \$ 654.98 |
| 1283 | Buy | 29.06.2015 21:30:00 | 1.23688 | 0.14 | 29.06.2015 22:25:00 | 1.23901 | \$ 2208.81 |
| 2002 | Buy | 30.06.2015 01:25:00 | 137.57 | 1.63 | 30.06.2015 02:55:00 | 137.644 | \$ 9819.67 |
| 2001 | Buy | 30.06.2015 01:10:00 | 137.59 | 1.65 | 30.06.2015 02:55:00 | 137.632 | \$ 4659.67 |
| 2000 | Buy | 30.06.2015 01:05:00 | 137.616 | 1.66 | 30.06.2015 02:55:00 | 137.638 | \$ 1367.57 |
| 1999 | Buy | 30.06.2015 01:00:00 | 137.646 | 1.68 | 30.06.2015 02:55:00 | 137.647 | \$ -2144.27 |
| 1803 | Buy | 30.06.2015 00:00:00 | 0.76773 | 0.14 | 30.06.2015 03:20:00 | 0.76817 | \$ 476.24 |
| 1555 | Buy | 30.06.2015 01:25:00 | 1.12232 | 0.92 | 30.06.2015 08:10:00 | 1.11986 | \$ -23848.47 |
| 1554 | Buy | 30.06.2015 01:10:00 | 1.12267 | 0.93 | 30.06.2015 08:10:00 | 1.11984 | \$ -27733.65 |
| 1553 | Buy | 30.06.2015 01:00:00 | 1.12296 | 0.94 | 30.06.2015 08:10:00 | 1.11986 | \$ -30706.28 |
| 1552 | Buy | 30.06.2015 00:55:00 | 1.12314 | 0.94 | 30.06.2015 08:10:00 | 1.11969 | \$ -34173.12 |
| 352 | Buy | 30.06.2015 02:10:00 | 0.71283 | 0.18 | 30.06.2015 08:15:00 | 0.71197 | \$ -2329.43 |
| 351 | Buy | 30.06.2015 01:50:00 | 0.71298 | 0.18 | 30.06.2015 08:15:00 | 0.71193 | \$ -2794.96 |
| 350 | Buy | 30.06.2015 01:45:00 | 0.71328 | 0.18 | 30.06.2015 08:15:00 | 0.71203 | \$ -3284.99 |
| 349 | Buy | 30.06.2015 01:35:00 | 0.7135 | 0.19 | 30.06.2015 08:15:00 | 0.71202 | \$ -4062.32 |
| 979 | Sell | 30.06.2015 02:05:00 | 0.92571 | 0.58 | 30.06.2015 08:45:00 | 0.92992 | \$ -28133.81 |
| 2003 | Sell | 01.07.2015 00:00:00 | 136.525 | 1.69 | 01.07.2015 01:55:00 | 136.283 | \$ 38590.76 |
| 980 | Buy | 01.07.2015 01:00:00 | 0.93441 | 0.58 | 01.07.2015 02:04:00 | 0.93497 | \$ 3735.21 |
| 922 | Sell | 01.07.2015 00:05:00 | 122.519 | 0.29 | 01.07.2015 02:50:00 | 122.37 | \$ 3962.83 |
| 921 | Sell | 01.07.2015 00:00:00 | 122.499 | 0.29 | 01.07.2015 02:50:00 | 122.364 | \$ 3556.83 |
| 1804 | Buy | 01.07.2015 02:00:00 | 0.76923 | 0.14 | 01.07.2015 03:25:00 | 0.77003 | \$ 1007.37 |
| 1711 | Buy | 01.07.2015 02:00:00 | 1.56814 | 1.13 | 01.07.2015 03:35:00 | 1.56957 | \$ 17027.55 |
| 1710 | Buy | 30.06.2015 23:05:00 | 1.57106 | 1.15 | 01.07.2015 03:35:00 | 1.56947 | \$ -19758.58 |
| 1709 | Buy | 30.06.2015 23:00:00 | 1.57124 | 1.16 | 01.07.2015 03:35:00 | 1.56958 | \$ -20786.04 |
| 1285 | Buy | 01.07.2015 01:55:00 | 1.24828 | 0.14 | 01.07.2015 03:50:00 | 1.24841 | \$ -27.55 |
| 1284 | Buy | 01.07.2015 00:30:00 | 1.24844 | 0.14 | 01.07.2015 03:50:00 | 1.24846 | \$ -150.55 |
| 2004 | Buy | 01.07.2015 21:30:00 | 136.045 | 1.71 | 01.07.2015 23:05:00 | 136.164 | \$ 18022.49 |
| 1714 | Sell | 01.07.2015 23:00:00 | 1.56192 | 1.14 | 02.07.2015 01:35:00 | 1.56141 | \$ 4994.15 |
| 1713 | Sell | 01.07.2015 22:55:00 | 1.56157 | 1.15 | 02.07.2015 01:35:00 | 1.56126 | \$ 2613.22 |
| 1712 | Sell | 01.07.2015 22:50:00 | 1.56132 | 1.16 | 02.07.2015 01:35:00 | 1.56136 | \$ -1644.23 |
| 2005 | Buy | 02.07.2015 21:25:00 | 136.41 | 1.71 | 02.07.2015 22:35:00 | 136.477 | \$ 9124.29 |
| 1556 | Buy | 06.07.2015 00:30:00 | 1.09746 | 0.94 | 06.07.2015 01:22:00 | 1.10152 | \$ 40215.31 |
| 1557 | Buy | 06.07.2015 00:35:00 | 1.09711 | 0.93 | 06.07.2015 01:22:00 | 1.10166 | \$ 44589.43 |

| | | | | | | | |
|------|------|---------------------|---------|------|---------------------|---------|--------------|
| 983 | Sell | 06.07.2015 01:05:00 | 0.94431 | 0.57 | 06.07.2015 02:10:00 | 0.94228 | \$ 13323.37 |
| 982 | Sell | 06.07.2015 00:35:00 | 0.94404 | 0.58 | 06.07.2015 02:10:00 | 0.94219 | \$ 12354.48 |
| 981 | Sell | 06.07.2015 00:30:00 | 0.94384 | 0.58 | 06.07.2015 02:10:00 | 0.94217 | \$ 11151.87 |
| 353 | Buy | 06.07.2015 00:30:00 | 0.70599 | 0.19 | 06.07.2015 02:45:00 | 0.70791 | \$ 4730.96 |
| 354 | Buy | 06.07.2015 00:35:00 | 0.70563 | 0.19 | 06.07.2015 02:45:00 | 0.70787 | \$ 5558.56 |
| 1805 | Sell | 06.07.2015 02:30:00 | 0.7503 | 0.14 | 06.07.2015 03:00:00 | 0.74946 | \$ 1066.79 |
| 1558 | Buy | 06.07.2015 22:00:00 | 1.10466 | 0.95 | 06.07.2015 23:40:00 | 1.10604 | \$ 13814.67 |
| 924 | Buy | 06.07.2015 21:35:00 | 122.341 | 0.29 | 07.07.2015 01:30:00 | 122.585 | \$ 6667.08 |
| 923 | Buy | 06.07.2015 21:30:00 | 122.36 | 0.29 | 07.07.2015 01:30:00 | 122.598 | \$ 6493.08 |
| 2009 | Buy | 06.07.2015 21:40:00 | 135.164 | 1.67 | 07.07.2015 01:40:00 | 135.542 | \$ 60112.13 |
| 2008 | Buy | 06.07.2015 21:35:00 | 135.248 | 1.69 | 07.07.2015 01:40:00 | 135.543 | \$ 46803.86 |
| 2007 | Buy | 06.07.2015 21:30:00 | 135.325 | 1.71 | 07.07.2015 01:40:00 | 135.545 | \$ 34531.43 |
| 2006 | Buy | 06.07.2015 21:25:00 | 135.34 | 1.73 | 07.07.2015 01:40:00 | 135.542 | \$ 31821.0 |
| 1807 | Buy | 06.07.2015 22:25:00 | 0.74931 | 0.14 | 07.07.2015 07:40:00 | 0.74848 | \$ -1428.58 |
| 1806 | Buy | 06.07.2015 22:00:00 | 0.74948 | 0.14 | 07.07.2015 07:40:00 | 0.7484 | \$ -1797.42 |
| 928 | Sell | 07.07.2015 22:25:00 | 122.555 | 0.29 | 08.07.2015 00:20:00 | 122.463 | \$ 2189.48 |
| 927 | Sell | 07.07.2015 22:20:00 | 122.517 | 0.29 | 08.07.2015 00:20:00 | 122.469 | \$ 913.48 |
| 926 | Sell | 07.07.2015 22:15:00 | 122.495 | 0.29 | 08.07.2015 00:20:00 | 122.471 | \$ 217.48 |
| 925 | Sell | 07.07.2015 22:00:00 | 122.445 | 0.29 | 08.07.2015 00:20:00 | 122.464 | \$ -1029.52 |
| 2013 | Sell | 07.07.2015 21:55:00 | 134.406 | 1.72 | 08.07.2015 00:25:00 | 134.614 | \$ -38471.26 |
| 2012 | Sell | 07.07.2015 21:50:00 | 134.326 | 1.74 | 08.07.2015 00:25:00 | 134.62 | \$ -53881.48 |
| 2011 | Sell | 07.07.2015 21:45:00 | 134.239 | 1.77 | 08.07.2015 00:25:00 | 134.625 | \$ -71092.79 |
| 2010 | Sell | 07.07.2015 21:40:00 | 134.177 | 1.79 | 08.07.2015 00:25:00 | 134.625 | \$ -82993.03 |
| 1562 | Sell | 07.07.2015 22:10:00 | 1.09841 | 0.93 | 08.07.2015 00:30:00 | 1.09903 | \$ -6155.13 |
| 1561 | Sell | 07.07.2015 21:55:00 | 1.09788 | 0.95 | 08.07.2015 00:30:00 | 1.09897 | \$ -10994.63 |
| 1560 | Sell | 07.07.2015 21:50:00 | 1.0972 | 0.96 | 08.07.2015 00:30:00 | 1.09907 | \$ -19004.43 |
| 1559 | Sell | 07.07.2015 21:45:00 | 1.09675 | 0.96 | 08.07.2015 00:30:00 | 1.0991 | \$ -23862.33 |
| 1718 | Sell | 07.07.2015 22:25:00 | 1.54667 | 1.12 | 08.07.2015 00:35:00 | 1.54537 | \$ 14977.84 |
| 1717 | Sell | 07.07.2015 21:45:00 | 1.54537 | 1.14 | 08.07.2015 00:35:00 | 1.54531 | \$ 342.71 |
| 1716 | Sell | 07.07.2015 21:40:00 | 1.5448 | 1.15 | 08.07.2015 00:35:00 | 1.54532 | \$ -6685.99 |
| 1715 | Sell | 07.07.2015 21:25:00 | 1.54461 | 1.16 | 08.07.2015 00:35:00 | 1.54533 | \$ -9189.95 |
| 1811 | Sell | 07.07.2015 22:25:00 | 0.74543 | 0.14 | 08.07.2015 01:15:00 | 0.74398 | \$ 1940.35 |
| 1810 | Sell | 07.07.2015 22:20:00 | 0.74464 | 0.14 | 08.07.2015 01:15:00 | 0.74398 | \$ 774.44 |
| 1809 | Sell | 07.07.2015 22:05:00 | 0.74421 | 0.14 | 08.07.2015 01:15:00 | 0.74409 | \$ -22.51 |
| 1808 | Sell | 07.07.2015 22:00:00 | 0.74385 | 0.14 | 08.07.2015 01:15:00 | 0.74404 | \$ -480.02 |
| 2014 | Sell | 08.07.2015 02:30:00 | 134.864 | 1.71 | 08.07.2015 03:25:00 | 134.623 | \$ 38904.67 |
| 1289 | Buy | 07.07.2015 22:05:00 | 1.27231 | 0.14 | 08.07.2015 04:10:00 | 1.2736 | \$ 1230.18 |
| 1288 | Buy | 07.07.2015 22:00:00 | 1.27261 | 0.14 | 08.07.2015 04:10:00 | 1.27354 | \$ 827.64 |
| 1287 | Buy | 07.07.2015 21:55:00 | 1.27289 | 0.14 | 08.07.2015 04:10:00 | 1.27348 | \$ 447.46 |
| 1286 | Buy | 07.07.2015 21:50:00 | 1.2731 | 0.14 | 08.07.2015 04:10:00 | 1.27349 | \$ 223.82 |
| 987 | Buy | 07.07.2015 21:55:00 | 0.94645 | 0.58 | 08.07.2015 04:30:00 | 0.94718 | \$ 4862.86 |
| 986 | Buy | 07.07.2015 21:50:00 | 0.9466 | 0.58 | 08.07.2015 04:30:00 | 0.94712 | \$ 3459.98 |
| 985 | Buy | 07.07.2015 21:45:00 | 0.94687 | 0.58 | 08.07.2015 04:30:00 | 0.94714 | \$ 1789.89 |
| 984 | Buy | 07.07.2015 21:40:00 | 0.94703 | 0.59 | 08.07.2015 04:30:00 | 0.9472 | \$ 1141.2 |
| 2018 | Sell | 08.07.2015 23:40:00 | 133.772 | 1.69 | 09.07.2015 00:55:00 | 133.572 | \$ 30408.54 |
| 2017 | Sell | 08.07.2015 23:35:00 | 133.746 | 1.71 | 09.07.2015 00:55:00 | 133.566 | \$ 27349.04 |
| 2016 | Sell | 08.07.2015 23:30:00 | 133.705 | 1.72 | 09.07.2015 00:55:00 | 133.577 | \$ 18565.56 |
| 2015 | Sell | 08.07.2015 23:15:00 | 133.692 | 1.74 | 09.07.2015 00:55:00 | 133.571 | \$ 17563.61 |
| 1721 | Sell | 08.07.2015 22:40:00 | 1.53722 | 1.14 | 09.07.2015 01:04:00 | 1.53671 | \$ 4994.14 |
| 991 | Buy | 08.07.2015 22:05:00 | 0.94551 | 0.59 | 09.07.2015 02:55:00 | 0.94569 | \$ 1192.84 |
| 990 | Buy | 08.07.2015 21:45:00 | 0.94571 | 0.59 | 09.07.2015 02:55:00 | 0.94557 | \$ -981.74 |
| 989 | Buy | 08.07.2015 21:35:00 | 0.9459 | 0.59 | 09.07.2015 02:55:00 | 0.94555 | \$ -2408.81 |
| 988 | Buy | 08.07.2015 21:30:00 | 0.94596 | 0.6 | 09.07.2015 02:55:00 | 0.9457 | \$ -1827.67 |
| 1722 | Sell | 09.07.2015 01:35:00 | 1.53697 | 1.14 | 09.07.2015 03:00:00 | 1.53666 | \$ 3725.65 |
| 1720 | Sell | 08.07.2015 22:30:00 | 1.53672 | 1.15 | 09.07.2015 03:00:00 | 1.53665 | \$ -296.46 |
| 1719 | Sell | 08.07.2015 21:30:00 | 1.53644 | 1.16 | 09.07.2015 03:00:00 | 1.53672 | \$ -4579.21 |
| 2022 | Sell | 09.07.2015 02:30:00 | 133.759 | 1.71 | 09.07.2015 03:40:00 | 133.494 | \$ 43027.58 |
| 2021 | Sell | 09.07.2015 02:15:00 | 133.721 | 1.73 | 09.07.2015 03:40:00 | 133.49 | \$ 37649.42 |
| 2020 | Sell | 09.07.2015 02:05:00 | 133.698 | 1.75 | 09.07.2015 03:40:00 | 133.5 | \$ 32310.39 |
| 2019 | Sell | 09.07.2015 02:00:00 | 133.645 | 1.76 | 09.07.2015 03:40:00 | 133.495 | \$ 24047.72 |

| | | | | | | | |
|------|------|---------------------|---------|------|---------------------|---------|---------------|
| 930 | Sell | 09.07.2015 02:15:00 | 120.766 | 0.29 | 09.07.2015 03:48:00 | 120.724 | \$ 859.83 |
| 931 | Sell | 09.07.2015 02:30:00 | 120.805 | 0.29 | 09.07.2015 03:48:00 | 120.72 | \$ 2106.83 |
| 929 | Sell | 09.07.2015 02:05:00 | 120.698 | 0.3 | 09.07.2015 09:45:00 | 121.309 | \$ -18700.52 |
| 1812 | Sell | 10.07.2015 01:30:00 | 0.74661 | 0.14 | 10.07.2015 02:37:00 | 0.74606 | \$ 638.8 |
| 2026 | Sell | 10.07.2015 00:00:00 | 133.895 | 1.74 | 10.07.2015 03:05:00 | 134.346 | \$ -80803.67 |
| 2025 | Sell | 09.07.2015 23:35:00 | 133.839 | 1.76 | 10.07.2015 03:05:00 | 134.361 | \$ -94620.12 |
| 2024 | Sell | 09.07.2015 23:15:00 | 133.803 | 1.78 | 10.07.2015 03:05:00 | 134.353 | \$ -100678.74 |
| 2023 | Sell | 09.07.2015 22:45:00 | 133.785 | 1.8 | 10.07.2015 03:05:00 | 134.361 | \$ -106489.44 |
| 355 | Sell | 10.07.2015 01:30:00 | 0.7205 | 0.19 | 10.07.2015 03:53:00 | 0.72027 | \$ 360.78 |
| 1564 | Sell | 09.07.2015 22:35:00 | 1.10274 | 0.94 | 10.07.2015 08:35:00 | 1.11008 | \$ -72814.91 |
| 1563 | Sell | 09.07.2015 22:30:00 | 1.10234 | 0.95 | 10.07.2015 08:35:00 | 1.11014 | \$ -78196.53 |
| 1565 | Sell | 09.07.2015 23:15:00 | 1.10318 | 0.94 | 10.07.2015 09:20:00 | 1.11158 | \$ -83319.26 |
| 1566 | Sell | 09.07.2015 23:35:00 | 1.10348 | 0.93 | 10.07.2015 09:40:00 | 1.11106 | \$ -74393.33 |
| 1290 | Buy | 13.07.2015 00:00:00 | 1.27008 | 0.14 | 13.07.2015 00:05:00 | 1.26993 | \$ -340.63 |
| 1567 | Buy | 13.07.2015 00:30:00 | 1.11118 | 0.86 | 13.07.2015 01:04:00 | 1.11294 | \$ 15949.56 |
| 932 | Buy | 13.07.2015 00:05:00 | 122.329 | 0.29 | 13.07.2015 01:26:00 | 122.634 | \$ 8486.83 |
| 2027 | Buy | 13.07.2015 00:30:00 | 136.08 | 1.67 | 13.07.2015 01:28:00 | 136.477 | \$ 64026.55 |
| 2028 | Buy | 13.07.2015 02:00:00 | 136.194 | 1.68 | 13.07.2015 02:12:00 | 136.344 | \$ 22911.84 |
| 2029 | Buy | 13.07.2015 02:05:00 | 136.172 | 1.67 | 13.07.2015 02:12:00 | 136.343 | \$ 26282.84 |
| 935 | Buy | 13.07.2015 02:05:00 | 122.433 | 0.29 | 13.07.2015 03:01:00 | 122.472 | \$ 772.83 |
| 934 | Buy | 13.07.2015 02:00:00 | 122.476 | 0.29 | 13.07.2015 06:00:00 | 122.624 | \$ 3933.83 |
| 933 | Buy | 13.07.2015 01:55:00 | 122.507 | 0.29 | 13.07.2015 06:00:00 | 122.612 | \$ 2686.83 |
| 1291 | Buy | 13.07.2015 22:30:00 | 1.27326 | 0.14 | 14.07.2015 02:05:00 | 1.27414 | \$ 771.73 |
| 1725 | Buy | 13.07.2015 22:00:00 | 1.54817 | 1.14 | 14.07.2015 02:10:00 | 1.54896 | \$ 9003.58 |
| 1724 | Buy | 13.07.2015 21:40:00 | 1.54834 | 1.15 | 14.07.2015 02:10:00 | 1.54898 | \$ 7264.84 |
| 1723 | Buy | 13.07.2015 21:30:00 | 1.54861 | 1.16 | 14.07.2015 02:10:00 | 1.54905 | \$ 4883.32 |
| 2030 | Sell | 14.07.2015 02:00:00 | 136.014 | 1.7 | 14.07.2015 02:42:00 | 135.923 | \$ 13157.59 |
| 2031 | Buy | 15.07.2015 22:30:00 | 135.385 | 1.71 | 15.07.2015 23:26:00 | 135.478 | \$ 13588.07 |
| 936 | Buy | 15.07.2015 22:10:00 | 123.69 | 0.29 | 16.07.2015 01:05:00 | 123.797 | \$ 2592.58 |
| 1295 | Buy | 15.07.2015 23:30:00 | 1.29149 | 0.14 | 16.07.2015 01:50:00 | 1.29218 | \$ 480.55 |
| 1294 | Buy | 15.07.2015 23:25:00 | 1.29156 | 0.14 | 16.07.2015 01:50:00 | 1.29218 | \$ 402.28 |
| 1293 | Buy | 15.07.2015 22:50:00 | 1.29175 | 0.14 | 16.07.2015 01:50:00 | 1.29211 | \$ 111.55 |
| 1292 | Buy | 15.07.2015 22:45:00 | 1.29234 | 0.14 | 16.07.2015 01:50:00 | 1.29224 | \$ -402.81 |
| 1816 | Sell | 16.07.2015 02:05:00 | 0.73862 | 0.14 | 16.07.2015 02:20:00 | 0.73764 | \$ 1273.41 |
| 1815 | Sell | 16.07.2015 01:35:00 | 0.73821 | 0.14 | 16.07.2015 02:20:00 | 0.73766 | \$ 638.8 |
| 1814 | Sell | 16.07.2015 01:30:00 | 0.73801 | 0.14 | 16.07.2015 02:20:00 | 0.73767 | \$ 328.87 |
| 1813 | Sell | 15.07.2015 23:00:00 | 0.73796 | 0.14 | 16.07.2015 02:20:00 | 0.73749 | \$ 440.62 |
| 992 | Buy | 15.07.2015 23:00:00 | 0.95156 | 0.58 | 16.07.2015 03:00:00 | 0.9528 | \$ 8253.82 |
| 1568 | Sell | 16.07.2015 02:00:00 | 1.09586 | 0.86 | 16.07.2015 03:00:00 | 1.09369 | \$ 19674.05 |
| 2032 | Sell | 16.07.2015 02:00:00 | 135.832 | 1.71 | 16.07.2015 03:25:00 | 135.421 | \$ 67958.17 |
| 1817 | Buy | 16.07.2015 21:25:00 | 0.74036 | 0.14 | 17.07.2015 00:35:00 | 0.74088 | \$ 563.14 |
| 1296 | Buy | 20.07.2015 00:00:00 | 1.29734 | 0.14 | 20.07.2015 02:30:00 | 1.29847 | \$ 1090.63 |
| 2033 | Sell | 20.07.2015 01:30:00 | 134.547 | 1.74 | 20.07.2015 02:55:00 | 134.451 | \$ 14362.85 |
| 2035 | Buy | 21.07.2015 00:00:00 | 134.516 | 1.73 | 21.07.2015 02:05:00 | 134.642 | \$ 19470.99 |
| 2034 | Buy | 20.07.2015 22:00:00 | 134.585 | 1.74 | 21.07.2015 02:05:00 | 134.653 | \$ 8702.04 |
| 1569 | Buy | 21.07.2015 22:30:00 | 1.09353 | 0.87 | 21.07.2015 23:35:00 | 1.09446 | \$ 8525.89 |
| 356 | Buy | 22.07.2015 00:00:00 | 0.70251 | 0.19 | 22.07.2015 03:05:00 | 0.7033 | \$ 1808.48 |
| 1570 | Buy | 22.07.2015 00:00:00 | 1.0934 | 0.87 | 22.07.2015 03:05:00 | 1.09431 | \$ 8342.53 |
| 2038 | Buy | 22.07.2015 02:15:00 | 135.437 | 1.71 | 22.07.2015 03:05:00 | 135.538 | \$ 14955.23 |
| 2037 | Buy | 22.07.2015 00:00:00 | 135.456 | 1.72 | 22.07.2015 03:05:00 | 135.553 | \$ 14354.16 |
| 2036 | Buy | 21.07.2015 23:00:00 | 135.531 | 1.74 | 22.07.2015 03:05:00 | 135.543 | \$ -1058.3 |
| 1819 | Buy | 21.07.2015 22:45:00 | 0.74185 | 0.14 | 22.07.2015 04:35:00 | 0.74361 | \$ 2392.58 |
| 1818 | Buy | 21.07.2015 22:30:00 | 0.74204 | 0.14 | 22.07.2015 04:35:00 | 0.74359 | \$ 2082.75 |
| 1574 | Sell | 22.07.2015 23:20:00 | 1.09216 | 0.85 | 23.07.2015 03:15:00 | 1.09226 | \$ -1105.68 |
| 1573 | Sell | 22.07.2015 23:00:00 | 1.09175 | 0.86 | 23.07.2015 03:15:00 | 1.09222 | \$ -4473.25 |
| 1572 | Sell | 22.07.2015 22:40:00 | 1.09149 | 0.87 | 23.07.2015 03:15:00 | 1.09235 | \$ -8102.26 |
| 1571 | Sell | 22.07.2015 22:30:00 | 1.09132 | 0.87 | 23.07.2015 03:15:00 | 1.09224 | \$ -8652.56 |
| 2040 | Sell | 23.07.2015 00:00:00 | 135.457 | 1.73 | 23.07.2015 07:15:00 | 135.648 | \$ -35386.48 |
| 2039 | Sell | 22.07.2015 21:30:00 | 135.358 | 1.75 | 23.07.2015 07:15:00 | 135.645 | \$ -53764.55 |
| 1726 | Sell | 23.07.2015 23:00:00 | 1.55225 | 1.16 | 24.07.2015 00:20:00 | 1.55076 | \$ 17836.29 |

| | | | | | | | |
|------|------|---------------------|---------|------|---------------------|---------|--------------|
| 1298 | Sell | 23.07.2015 21:50:00 | 1.30398 | 0.14 | 24.07.2015 01:20:00 | 1.30356 | \$ 255.38 |
| 1297 | Sell | 23.07.2015 21:45:00 | 1.3036 | 0.14 | 24.07.2015 01:20:00 | 1.30353 | \$ -136.19 |
| 1576 | Buy | 24.07.2015 00:05:00 | 1.09821 | 0.86 | 24.07.2015 01:35:00 | 1.09872 | \$ 4621.75 |
| 1575 | Buy | 24.07.2015 00:00:00 | 1.09832 | 0.86 | 24.07.2015 01:35:00 | 1.09878 | \$ 4168.64 |
| 995 | Sell | 23.07.2015 23:30:00 | 0.96007 | 0.58 | 24.07.2015 02:45:00 | 0.95965 | \$ 2471.64 |
| 994 | Sell | 23.07.2015 23:20:00 | 0.95983 | 0.58 | 24.07.2015 02:45:00 | 0.95957 | \$ 1402.64 |
| 993 | Sell | 23.07.2015 23:00:00 | 0.95944 | 0.58 | 24.07.2015 02:45:00 | 0.95965 | \$ -1737.54 |
| 357 | Buy | 24.07.2015 00:00:00 | 0.70786 | 0.19 | 24.07.2015 03:15:00 | 0.70822 | \$ 696.4 |
| 998 | Sell | 27.07.2015 21:55:00 | 0.96312 | 0.58 | 27.07.2015 22:50:00 | 0.9627 | \$ 2800.32 |
| 997 | Sell | 27.07.2015 21:50:00 | 0.96295 | 0.58 | 27.07.2015 22:50:00 | 0.96267 | \$ 1864.95 |
| 996 | Sell | 27.07.2015 21:25:00 | 0.96277 | 0.58 | 27.07.2015 22:50:00 | 0.96252 | \$ 1664.51 |
| 1729 | Buy | 27.07.2015 22:30:00 | 1.55537 | 1.15 | 28.07.2015 02:35:00 | 1.55606 | \$ 7870.75 |
| 1728 | Buy | 27.07.2015 21:50:00 | 1.5556 | 1.16 | 28.07.2015 02:35:00 | 1.55621 | \$ 6961.3 |
| 1727 | Buy | 27.07.2015 21:30:00 | 1.55578 | 1.17 | 28.07.2015 02:35:00 | 1.55621 | \$ 4802.11 |
| 2041 | Buy | 28.07.2015 00:00:00 | 136.668 | 1.71 | 28.07.2015 02:55:00 | 136.714 | \$ 5529.06 |
| 1300 | Sell | 27.07.2015 22:35:00 | 1.30466 | 0.14 | 28.07.2015 03:15:00 | 1.30327 | \$ 1340.59 |
| 1299 | Sell | 27.07.2015 22:30:00 | 1.3041 | 0.14 | 28.07.2015 03:15:00 | 1.30337 | \$ 602.2 |
| 1580 | Buy | 28.07.2015 00:00:00 | 1.1087 | 0.84 | 28.07.2015 03:25:00 | 1.10912 | \$ 3717.63 |
| 1579 | Buy | 27.07.2015 23:05:00 | 1.10908 | 0.85 | 28.07.2015 03:25:00 | 1.10911 | \$ -231.07 |
| 1578 | Buy | 27.07.2015 22:40:00 | 1.10918 | 0.86 | 28.07.2015 03:25:00 | 1.1091 | \$ -1230.63 |
| 1577 | Buy | 27.07.2015 22:05:00 | 1.1093 | 0.86 | 28.07.2015 03:25:00 | 1.10927 | \$ -777.52 |
| 1730 | Buy | 28.07.2015 22:00:00 | 1.55936 | 1.17 | 28.07.2015 22:55:00 | 1.56085 | \$ 18370.02 |
| 1302 | Sell | 29.07.2015 02:15:00 | 1.29341 | 0.14 | 29.07.2015 04:15:00 | 1.29251 | \$ 834.0 |
| 1301 | Sell | 29.07.2015 02:10:00 | 1.2931 | 0.14 | 29.07.2015 04:15:00 | 1.29235 | \$ 666.17 |
| 1731 | Buy | 30.07.2015 00:00:00 | 1.5595 | 1.18 | 30.07.2015 02:00:00 | 1.5606 | \$ 13677.67 |
| 1303 | Sell | 29.07.2015 21:30:00 | 1.29282 | 0.14 | 30.07.2015 07:30:00 | 1.29571 | \$ -3530.98 |
| 1304 | Sell | 29.07.2015 21:45:00 | 1.29412 | 0.14 | 30.07.2015 07:45:00 | 1.29596 | \$ -2356.26 |
| 1305 | Sell | 29.07.2015 22:10:00 | 1.29468 | 0.14 | 30.07.2015 08:10:00 | 1.29591 | \$ -1673.8 |
| 1306 | Sell | 29.07.2015 22:20:00 | 1.29505 | 0.14 | 30.07.2015 08:20:00 | 1.29582 | \$ -1159.16 |
| 1732 | Sell | 30.07.2015 22:30:00 | 1.56048 | 1.18 | 30.07.2015 23:30:00 | 1.55969 | \$ 9827.53 |
| 938 | Buy | 30.07.2015 23:00:00 | 124.114 | 0.29 | 31.07.2015 00:55:00 | 124.196 | \$ 1969.08 |
| 937 | Buy | 30.07.2015 22:30:00 | 124.141 | 0.29 | 31.07.2015 00:55:00 | 124.197 | \$ 1215.08 |
| 2042 | Sell | 31.07.2015 01:00:00 | 135.767 | 1.72 | 31.07.2015 02:55:00 | 135.71 | \$ 7468.6 |
| 1581 | Sell | 30.07.2015 22:30:00 | 1.0928 | 0.87 | 31.07.2015 08:30:00 | 1.09434 | \$ -14196.08 |
| 1583 | Sell | 30.07.2015 23:00:00 | 1.09334 | 0.86 | 31.07.2015 08:35:00 | 1.09422 | \$ -8049.1 |
| 1582 | Sell | 30.07.2015 22:55:00 | 1.09307 | 0.86 | 31.07.2015 08:35:00 | 1.09418 | \$ -10134.36 |
| 2043 | Buy | 03.08.2015 00:10:00 | 135.92 | 1.72 | 03.08.2015 01:22:00 | 135.991 | \$ 9874.26 |
| 1585 | Buy | 03.08.2015 00:10:00 | 1.0971 | 0.85 | 03.08.2015 04:05:00 | 1.09796 | \$ 7702.92 |
| 1584 | Buy | 03.08.2015 00:05:00 | 1.09792 | 0.86 | 03.08.2015 04:05:00 | 1.098 | \$ 724.98 |
| 1821 | Sell | 04.08.2015 00:05:00 | 0.72864 | 0.14 | 04.08.2015 02:25:00 | 0.72723 | \$ 1908.02 |
| 1820 | Sell | 04.08.2015 00:00:00 | 0.72835 | 0.14 | 04.08.2015 02:25:00 | 0.72717 | \$ 1568.58 |
| 1309 | Sell | 04.08.2015 21:40:00 | 1.3198 | 0.14 | 04.08.2015 22:12:00 | 1.31911 | \$ 599.05 |
| 1307 | Sell | 04.08.2015 21:25:00 | 1.3189 | 0.14 | 04.08.2015 23:48:00 | 1.3187 | \$ 50.85 |
| 1308 | Sell | 04.08.2015 21:35:00 | 1.31918 | 0.14 | 04.08.2015 23:48:00 | 1.31872 | \$ 341.73 |
| 358 | Buy | 04.08.2015 21:30:00 | 0.69983 | 0.19 | 05.08.2015 01:20:00 | 0.69966 | \$ -775.19 |
| 942 | Sell | 04.08.2015 22:00:00 | 124.329 | 0.28 | 05.08.2015 02:00:00 | 124.334 | \$ -602.02 |
| 941 | Sell | 04.08.2015 21:45:00 | 124.294 | 0.29 | 05.08.2015 02:00:00 | 124.341 | \$ -1841.52 |
| 940 | Sell | 04.08.2015 21:40:00 | 124.283 | 0.29 | 05.08.2015 02:00:00 | 124.332 | \$ -1899.52 |
| 939 | Sell | 04.08.2015 21:35:00 | 124.255 | 0.29 | 05.08.2015 02:00:00 | 124.334 | \$ -2769.52 |
| 1736 | Buy | 04.08.2015 21:45:00 | 1.55657 | 1.15 | 05.08.2015 02:05:00 | 1.55667 | \$ 721.05 |
| 1735 | Buy | 04.08.2015 21:40:00 | 1.55662 | 1.16 | 05.08.2015 02:05:00 | 1.55676 | \$ 1216.26 |
| 1734 | Buy | 04.08.2015 21:35:00 | 1.55721 | 1.17 | 05.08.2015 02:05:00 | 1.55663 | \$ -7650.05 |
| 1733 | Buy | 04.08.2015 21:25:00 | 1.5577 | 1.18 | 05.08.2015 02:05:00 | 1.55667 | \$ -13310.83 |
| 1589 | Buy | 04.08.2015 22:00:00 | 1.08899 | 0.84 | 05.08.2015 02:15:00 | 1.08934 | \$ 2604.13 |
| 1588 | Buy | 04.08.2015 21:40:00 | 1.08931 | 0.85 | 05.08.2015 02:15:00 | 1.08928 | \$ -768.48 |
| 1587 | Buy | 04.08.2015 21:35:00 | 1.08966 | 0.86 | 05.08.2015 02:15:00 | 1.08937 | \$ -3133.71 |
| 1586 | Buy | 04.08.2015 21:25:00 | 1.08988 | 0.86 | 05.08.2015 02:15:00 | 1.08923 | \$ -6396.11 |
| 2044 | Buy | 04.08.2015 21:25:00 | 135.422 | 1.73 | 05.08.2015 07:30:00 | 135.157 | \$ -48971.32 |
| 2045 | Buy | 04.08.2015 21:35:00 | 135.397 | 1.72 | 05.08.2015 07:35:00 | 135.176 | \$ -41120.06 |
| 1822 | Buy | 04.08.2015 21:40:00 | 0.73795 | 0.14 | 05.08.2015 07:45:00 | 0.73593 | \$ -3184.25 |

| | | | | | | | |
|------|------|---------------------|---------|------|---------------------|---------|--------------|
| 2046 | Buy | 04.08.2015 21:40:00 | 135.384 | 1.7 | 05.08.2015 07:45:00 | 135.157 | \$ -41661.56 |
| 1311 | Sell | 05.08.2015 00:15:00 | 1.3192 | 0.14 | 05.08.2015 07:50:00 | 1.31886 | \$ 207.47 |
| 1310 | Sell | 05.08.2015 00:00:00 | 1.31914 | 0.14 | 05.08.2015 07:50:00 | 1.31878 | \$ 229.85 |
| 2047 | Buy | 04.08.2015 22:25:00 | 135.375 | 1.69 | 05.08.2015 08:05:00 | 135.206 | \$ -31614.22 |
| 1823 | Buy | 04.08.2015 22:20:00 | 0.7379 | 0.14 | 05.08.2015 08:20:00 | 0.7355 | \$ -3744.88 |
| 1824 | Buy | 04.08.2015 23:40:00 | 0.73777 | 0.14 | 05.08.2015 09:40:00 | 0.7341 | \$ -5618.56 |
| 1825 | Buy | 04.08.2015 23:55:00 | 0.73771 | 0.14 | 05.08.2015 10:00:00 | 0.73498 | \$ -4231.74 |
| 999 | Buy | 05.08.2015 21:25:00 | 0.97838 | 0.58 | 06.08.2015 00:00:00 | 0.97874 | \$ 2375.09 |
| 359 | Sell | 05.08.2015 21:25:00 | 0.69874 | 0.19 | 06.08.2015 00:35:00 | 0.6987 | \$ -216.45 |
| 1590 | Sell | 05.08.2015 21:25:00 | 1.09093 | 0.86 | 06.08.2015 00:40:00 | 1.08988 | \$ 9307.65 |
| 1737 | Buy | 05.08.2015 22:00:00 | 1.55966 | 1.18 | 06.08.2015 02:10:00 | 1.56055 | \$ 9555.79 |
| 2048 | Buy | 06.08.2015 02:05:00 | 136.044 | 1.68 | 06.08.2015 03:05:00 | 136.165 | \$ 18042.36 |
| 2049 | Sell | 10.08.2015 01:30:00 | 136.322 | 1.68 | 10.08.2015 04:05:00 | 136.232 | \$ 12829.84 |
| 943 | Sell | 10.08.2015 01:30:00 | 124.295 | 0.29 | 10.08.2015 11:35:00 | 124.652 | \$ -10711.17 |
| 1738 | Buy | 11.08.2015 01:20:00 | 1.55831 | 1.18 | 11.08.2015 02:35:00 | 1.55885 | \$ 6714.49 |
| 1313 | Sell | 11.08.2015 02:00:00 | 1.30127 | 0.14 | 11.08.2015 03:15:00 | 1.30023 | \$ 990.62 |
| 1312 | Sell | 11.08.2015 01:25:00 | 1.30101 | 0.14 | 11.08.2015 03:15:00 | 1.30019 | \$ 744.49 |
| 1317 | Buy | 11.08.2015 22:25:00 | 1.31145 | 0.14 | 12.08.2015 04:20:00 | 1.31237 | \$ 816.46 |
| 1316 | Buy | 11.08.2015 22:15:00 | 1.31174 | 0.14 | 12.08.2015 04:20:00 | 1.31236 | \$ 481.0 |
| 1315 | Buy | 11.08.2015 22:05:00 | 1.31221 | 0.14 | 12.08.2015 04:20:00 | 1.31241 | \$ 11.36 |
| 1314 | Buy | 11.08.2015 22:00:00 | 1.31264 | 0.14 | 12.08.2015 04:20:00 | 1.31248 | \$ -391.18 |
| 1828 | Sell | 12.08.2015 02:00:00 | 0.73158 | 0.14 | 12.08.2015 04:20:00 | 0.72752 | \$ 5818.99 |
| 1827 | Sell | 11.08.2015 23:15:00 | 0.73022 | 0.14 | 12.08.2015 04:20:00 | 0.72754 | \$ 3755.63 |
| 1826 | Sell | 11.08.2015 23:00:00 | 0.73007 | 0.14 | 12.08.2015 04:20:00 | 0.72747 | \$ 3637.57 |
| 1830 | Buy | 12.08.2015 21:40:00 | 0.73641 | 0.14 | 12.08.2015 22:45:00 | 0.73831 | \$ 2630.25 |
| 1829 | Buy | 12.08.2015 21:35:00 | 0.73651 | 0.14 | 12.08.2015 22:45:00 | 0.73839 | \$ 2600.74 |
| 1592 | Buy | 12.08.2015 21:40:00 | 1.11592 | 0.84 | 12.08.2015 23:30:00 | 1.1165 | \$ 5133.87 |
| 1741 | Buy | 12.08.2015 21:35:00 | 1.56108 | 1.16 | 12.08.2015 23:34:00 | 1.5615 | \$ 5133.87 |
| 1742 | Buy | 12.08.2015 21:40:00 | 1.56012 | 1.15 | 12.08.2015 23:34:00 | 1.56137 | \$ 15147.65 |
| 947 | Sell | 12.08.2015 22:30:00 | 124.25 | 0.28 | 13.08.2015 01:30:00 | 124.137 | \$ 2469.58 |
| 946 | Sell | 12.08.2015 21:40:00 | 124.223 | 0.28 | 13.08.2015 01:30:00 | 124.154 | \$ 1237.58 |
| 945 | Sell | 12.08.2015 21:35:00 | 124.174 | 0.28 | 13.08.2015 01:30:00 | 124.138 | \$ 313.58 |
| 944 | Sell | 12.08.2015 21:25:00 | 124.159 | 0.29 | 13.08.2015 01:30:00 | 124.141 | \$ -197.22 |
| 1595 | Buy | 13.08.2015 00:45:00 | 1.11569 | 0.83 | 13.08.2015 01:30:00 | 1.11621 | \$ 4547.99 |
| 1594 | Buy | 12.08.2015 23:45:00 | 1.11586 | 0.83 | 13.08.2015 01:30:00 | 1.11633 | \$ 2646.65 |
| 1593 | Buy | 12.08.2015 23:35:00 | 1.11618 | 0.84 | 13.08.2015 01:30:00 | 1.11617 | \$ -1570.18 |
| 1591 | Buy | 12.08.2015 21:35:00 | 1.11641 | 0.84 | 13.08.2015 01:30:00 | 1.11623 | \$ -3074.94 |
| 1743 | Buy | 13.08.2015 00:00:00 | 1.56094 | 1.17 | 13.08.2015 03:50:00 | 1.56167 | \$ 9000.08 |
| 1740 | Buy | 12.08.2015 21:30:00 | 1.56158 | 1.17 | 13.08.2015 03:50:00 | 1.56165 | \$ -634.87 |
| 1739 | Buy | 12.08.2015 21:25:00 | 1.56195 | 1.18 | 13.08.2015 03:50:00 | 1.56163 | \$ -5489.65 |
| 1003 | Sell | 12.08.2015 21:45:00 | 0.97455 | 0.57 | 13.08.2015 04:05:00 | 0.97485 | \$ -2944.54 |
| 1002 | Sell | 12.08.2015 21:40:00 | 0.97429 | 0.58 | 13.08.2015 04:05:00 | 0.97485 | \$ -4733.32 |
| 1001 | Sell | 12.08.2015 21:35:00 | 0.97387 | 0.58 | 13.08.2015 04:05:00 | 0.97481 | \$ -7272.19 |
| 1000 | Sell | 12.08.2015 21:25:00 | 0.97319 | 0.58 | 13.08.2015 04:05:00 | 0.97486 | \$ -12149.49 |
| 1596 | Buy | 13.08.2015 02:15:00 | 1.11534 | 0.85 | 13.08.2015 04:20:00 | 1.11684 | \$ 13435.32 |
| 1318 | Sell | 13.08.2015 02:30:00 | 1.29808 | 0.14 | 13.08.2015 04:30:00 | 1.29636 | \$ 1751.4 |
| 1319 | Buy | 13.08.2015 23:15:00 | 1.30552 | 0.14 | 14.08.2015 01:00:00 | 1.30622 | \$ 570.46 |
| 1005 | Buy | 13.08.2015 23:15:00 | 0.97501 | 0.57 | 14.08.2015 01:45:00 | 0.97623 | \$ 7995.97 |
| 1004 | Buy | 13.08.2015 23:00:00 | 0.97538 | 0.58 | 14.08.2015 01:45:00 | 0.97629 | \$ 6065.33 |
| 2051 | Sell | 13.08.2015 23:15:00 | 138.83 | 1.64 | 14.08.2015 02:57:00 | 138.812 | \$ 309.3 |
| 2050 | Sell | 13.08.2015 23:00:00 | 138.736 | 1.66 | 14.08.2015 04:40:00 | 138.695 | \$ 4132.69 |
| 1009 | Sell | 18.08.2015 00:25:00 | 0.97905 | 0.57 | 18.08.2015 02:50:00 | 0.97822 | \$ 5444.12 |
| 1008 | Sell | 18.08.2015 00:15:00 | 0.97885 | 0.57 | 18.08.2015 02:50:00 | 0.97813 | \$ 4721.85 |
| 1007 | Sell | 18.08.2015 00:05:00 | 0.97866 | 0.58 | 18.08.2015 02:50:00 | 0.97813 | \$ 3535.25 |
| 1006 | Sell | 18.08.2015 00:00:00 | 0.97856 | 0.58 | 18.08.2015 02:50:00 | 0.97819 | \$ 2466.26 |
| 1320 | Buy | 19.08.2015 21:25:00 | 1.30759 | 0.14 | 19.08.2015 21:36:00 | 1.30998 | \$ 2499.54 |
| 1744 | Sell | 19.08.2015 21:25:00 | 1.56857 | 1.19 | 19.08.2015 21:52:00 | 1.56797 | \$ 7527.2 |
| 1831 | Sell | 19.08.2015 21:25:00 | 0.73716 | 0.14 | 19.08.2015 21:59:00 | 0.73639 | \$ 963.49 |
| 1746 | Sell | 19.08.2015 22:30:00 | 1.56909 | 1.18 | 20.08.2015 00:54:00 | 1.5687 | \$ 3676.59 |
| 1745 | Sell | 19.08.2015 22:00:00 | 1.56882 | 1.19 | 20.08.2015 01:55:00 | 1.56776 | \$ 12113.11 |

| | | | | | | | |
|------|------|---------------------|---------|------|---------------------|---------|--------------|
| 1010 | Sell | 20.08.2015 02:30:00 | 0.96561 | 0.58 | 20.08.2015 03:10:00 | 0.9649 | \$ 4737.88 |
| 1832 | Buy | 24.08.2015 00:00:00 | 0.72957 | 0.15 | 24.08.2015 01:22:00 | 0.72996 | \$ 431.22 |
| 2052 | Buy | 24.08.2015 02:00:00 | 138.454 | 1.66 | 24.08.2015 02:46:00 | 138.568 | \$ 16625.86 |
| 2053 | Buy | 24.08.2015 02:05:00 | 138.418 | 1.65 | 24.08.2015 02:46:00 | 138.566 | \$ 22136.3 |
| 2054 | Buy | 24.08.2015 02:10:00 | 138.26 | 1.62 | 24.08.2015 02:46:00 | 138.551 | \$ 44902.37 |
| 2055 | Buy | 24.08.2015 02:15:00 | 138.198 | 1.6 | 24.08.2015 02:46:00 | 138.551 | \$ 54268.99 |
| 1747 | Buy | 24.08.2015 02:30:00 | 1.56737 | 1.19 | 24.08.2015 05:45:00 | 1.56875 | \$ 17304.68 |
| 1836 | Buy | 24.08.2015 01:55:00 | 0.72719 | 0.15 | 24.08.2015 09:30:00 | 0.72345 | \$ -6097.19 |
| 1835 | Buy | 24.08.2015 01:50:00 | 0.72796 | 0.15 | 24.08.2015 09:30:00 | 0.7234 | \$ -7393.39 |
| 1834 | Buy | 24.08.2015 01:45:00 | 0.72847 | 0.15 | 24.08.2015 09:30:00 | 0.72356 | \$ -7946.64 |
| 1833 | Buy | 24.08.2015 01:30:00 | 0.72992 | 0.15 | 24.08.2015 09:30:00 | 0.72352 | \$ -10301.93 |
| 1749 | Buy | 25.08.2015 00:40:00 | 1.5748 | 1.19 | 25.08.2015 01:19:00 | 1.57512 | \$ 4012.68 |
| 1597 | Buy | 25.08.2015 00:50:00 | 1.15833 | 0.86 | 25.08.2015 02:02:00 | 1.15927 | \$ 8518.52 |
| 1598 | Buy | 25.08.2015 00:55:00 | 1.15788 | 0.85 | 25.08.2015 02:02:00 | 1.15933 | \$ 12987.46 |
| 1750 | Buy | 25.08.2015 01:30:00 | 1.57458 | 1.19 | 25.08.2015 02:20:00 | 1.57657 | \$ 24953.86 |
| 1748 | Buy | 25.08.2015 00:30:00 | 1.57539 | 1.2 | 25.08.2015 02:20:00 | 1.57662 | \$ 15553.35 |
| 360 | Buy | 25.08.2015 01:00:00 | 0.73473 | 0.19 | 25.08.2015 02:28:00 | 0.7352 | \$ 980.89 |
| 2056 | Sell | 25.08.2015 02:30:00 | 137.505 | 1.71 | 25.08.2015 03:21:00 | 137.467 | \$ 4146.6 |
| 1837 | Sell | 25.08.2015 02:30:00 | 0.71637 | 0.15 | 25.08.2015 07:45:00 | 0.72021 | \$ -6257.28 |
| 1321 | Sell | 25.08.2015 21:25:00 | 1.33373 | 0.15 | 25.08.2015 22:10:00 | 1.33166 | \$ 2296.04 |
| 1838 | Buy | 25.08.2015 23:00:00 | 0.71249 | 0.15 | 25.08.2015 23:25:00 | 0.71362 | \$ 1600.96 |
| 951 | Buy | 25.08.2015 22:45:00 | 119.068 | 0.29 | 26.08.2015 00:30:00 | 119.175 | \$ 2694.08 |
| 950 | Buy | 25.08.2015 22:40:00 | 119.096 | 0.29 | 26.08.2015 00:30:00 | 119.171 | \$ 1766.08 |
| 949 | Buy | 25.08.2015 22:35:00 | 119.309 | 0.3 | 26.08.2015 00:30:00 | 119.176 | \$ -4413.02 |
| 948 | Buy | 25.08.2015 22:30:00 | 119.389 | 0.3 | 26.08.2015 00:30:00 | 119.173 | \$ -6903.02 |
| 1322 | Sell | 25.08.2015 23:00:00 | 1.33459 | 0.15 | 26.08.2015 00:40:00 | 1.3329 | \$ 1795.96 |
| 2060 | Sell | 26.08.2015 00:30:00 | 137.191 | 1.65 | 26.08.2015 01:02:00 | 137.052 | \$ 20671.17 |
| 1323 | Buy | 26.08.2015 01:30:00 | 1.33259 | 0.15 | 26.08.2015 02:10:00 | 1.33352 | \$ 928.93 |
| 2059 | Sell | 26.08.2015 00:25:00 | 137.05 | 1.68 | 26.08.2015 02:25:00 | 136.921 | \$ 19369.64 |
| 2058 | Sell | 26.08.2015 00:20:00 | 137.018 | 1.7 | 26.08.2015 02:25:00 | 136.91 | \$ 16030.76 |
| 2057 | Sell | 26.08.2015 00:15:00 | 136.966 | 1.72 | 26.08.2015 02:25:00 | 136.911 | \$ 7104.31 |
| 952 | Buy | 26.08.2015 02:30:00 | 118.675 | 0.3 | 26.08.2015 03:12:00 | 118.734 | \$ 1399.48 |
| 1014 | Buy | 25.08.2015 22:35:00 | 0.94186 | 0.6 | 26.08.2015 03:40:00 | 0.94085 | \$ -6994.14 |
| 1013 | Buy | 25.08.2015 22:30:00 | 0.9426 | 0.6 | 26.08.2015 03:40:00 | 0.94091 | \$ -11693.45 |
| 1012 | Buy | 25.08.2015 22:25:00 | 0.94307 | 0.6 | 26.08.2015 03:40:00 | 0.94085 | \$ -15356.14 |
| 1011 | Buy | 25.08.2015 22:00:00 | 0.94343 | 0.61 | 26.08.2015 03:40:00 | 0.94096 | \$ -17368.56 |
| 364 | Sell | 25.08.2015 22:50:00 | 0.73202 | 0.18 | 26.08.2015 06:10:00 | 0.73307 | \$ -2824.52 |
| 363 | Sell | 25.08.2015 22:40:00 | 0.73185 | 0.18 | 26.08.2015 06:10:00 | 0.73309 | \$ -3290.51 |
| 362 | Sell | 25.08.2015 22:35:00 | 0.73064 | 0.19 | 26.08.2015 06:10:00 | 0.73324 | \$ -6994.2 |
| 361 | Sell | 25.08.2015 22:30:00 | 0.73 | 0.19 | 26.08.2015 06:10:00 | 0.73322 | \$ -8599.31 |
| 1602 | Sell | 25.08.2015 22:45:00 | 1.14823 | 0.84 | 26.08.2015 06:25:00 | 1.151 | \$ -24598.86 |
| 1601 | Sell | 25.08.2015 22:40:00 | 1.14807 | 0.85 | 26.08.2015 06:25:00 | 1.151 | \$ -26325.46 |
| 1600 | Sell | 25.08.2015 22:35:00 | 1.14638 | 0.86 | 26.08.2015 06:25:00 | 1.15098 | \$ -41776.02 |
| 1599 | Sell | 25.08.2015 22:30:00 | 1.14615 | 0.87 | 26.08.2015 06:25:00 | 1.15105 | \$ -45013.32 |
| 1325 | Sell | 26.08.2015 22:05:00 | 1.33421 | 0.15 | 26.08.2015 22:51:00 | 1.33409 | \$ -41.41 |
| 1324 | Sell | 26.08.2015 21:40:00 | 1.33369 | 0.15 | 26.08.2015 23:00:00 | 1.33228 | \$ 1504.9 |
| 1751 | Sell | 26.08.2015 23:00:00 | 1.54739 | 1.21 | 26.08.2015 23:30:00 | 1.54608 | \$ 16710.6 |
| 1841 | Sell | 26.08.2015 22:55:00 | 0.71205 | 0.15 | 26.08.2015 23:39:00 | 0.71168 | \$ 399.8 |
| 2061 | Sell | 26.08.2015 23:00:00 | 135.92 | 1.74 | 26.08.2015 23:43:00 | 135.65 | \$ 44614.85 |
| 2064 | Sell | 27.08.2015 00:50:00 | 136.038 | 1.72 | 27.08.2015 01:09:00 | 136.025 | \$ -103.97 |
| 368 | Buy | 26.08.2015 23:40:00 | 0.73083 | 0.18 | 27.08.2015 01:15:00 | 0.732 | \$ 2357.68 |
| 367 | Buy | 26.08.2015 23:35:00 | 0.73184 | 0.18 | 27.08.2015 01:15:00 | 0.732 | \$ -116.96 |
| 366 | Buy | 26.08.2015 22:35:00 | 0.73205 | 0.18 | 27.08.2015 01:15:00 | 0.73205 | \$ -508.98 |
| 365 | Buy | 26.08.2015 22:30:00 | 0.73261 | 0.18 | 27.08.2015 01:15:00 | 0.732 | \$ -2003.57 |
| 2066 | Sell | 27.08.2015 01:25:00 | 136.099 | 1.7 | 27.08.2015 03:15:00 | 136.002 | \$ 14176.1 |
| 2065 | Sell | 27.08.2015 01:20:00 | 136.093 | 1.72 | 27.08.2015 03:15:00 | 136.002 | \$ 13311.27 |
| 2063 | Sell | 27.08.2015 00:45:00 | 136.018 | 1.74 | 27.08.2015 03:15:00 | 136.001 | \$ 591.16 |
| 2062 | Sell | 27.08.2015 00:35:00 | 135.912 | 1.76 | 27.08.2015 03:15:00 | 135.998 | \$ -17527.95 |
| 1603 | Sell | 27.08.2015 02:00:00 | 1.13372 | 0.83 | 27.08.2015 04:30:00 | 1.13283 | \$ 7787.6 |
| 1018 | Buy | 27.08.2015 02:00:00 | 0.95212 | 0.58 | 27.08.2015 05:55:00 | 0.95275 | \$ 4202.84 |

| | | | | | | | |
|------|------|---------------------|---------|------|---------------------|---------|--------------|
| 1017 | Buy | 27.08.2015 01:50:00 | 0.95235 | 0.59 | 27.08.2015 05:55:00 | 0.95261 | \$ 1760.95 |
| 1016 | Buy | 27.08.2015 01:40:00 | 0.95249 | 0.59 | 27.08.2015 05:55:00 | 0.95269 | \$ 1353.21 |
| 1015 | Buy | 27.08.2015 01:30:00 | 0.95269 | 0.59 | 27.08.2015 05:55:00 | 0.95271 | \$ 130.01 |
| 1843 | Sell | 27.08.2015 00:50:00 | 0.71277 | 0.15 | 27.08.2015 07:15:00 | 0.71174 | \$ 1443.44 |
| 1842 | Sell | 27.08.2015 00:00:00 | 0.71208 | 0.15 | 27.08.2015 07:15:00 | 0.71193 | \$ 51.93 |
| 1840 | Sell | 26.08.2015 22:45:00 | 0.71144 | 0.15 | 27.08.2015 07:15:00 | 0.71187 | \$ -951.03 |
| 1839 | Sell | 26.08.2015 22:30:00 | 0.71121 | 0.15 | 27.08.2015 07:15:00 | 0.71175 | \$ -1124.97 |
| 1755 | Sell | 27.08.2015 02:30:00 | 1.54789 | 1.18 | 27.08.2015 08:05:00 | 1.54926 | \$ -17042.68 |
| 1754 | Sell | 27.08.2015 01:55:00 | 1.54764 | 1.2 | 27.08.2015 08:05:00 | 1.54927 | \$ -20620.74 |
| 1753 | Sell | 27.08.2015 01:45:00 | 1.54744 | 1.2 | 27.08.2015 08:05:00 | 1.54928 | \$ -23277.4 |
| 1752 | Sell | 27.08.2015 01:35:00 | 1.54729 | 1.21 | 27.08.2015 08:05:00 | 1.54921 | \$ -24491.88 |
| 1326 | Sell | 27.08.2015 21:35:00 | 1.32341 | 0.15 | 27.08.2015 21:58:00 | 1.32289 | \$ 438.06 |
| 1605 | Sell | 27.08.2015 22:05:00 | 1.12791 | 0.83 | 27.08.2015 22:13:00 | 1.12715 | \$ 6650.08 |
| 953 | Buy | 27.08.2015 21:30:00 | 120.83 | 0.29 | 27.08.2015 23:24:00 | 120.979 | \$ 3962.83 |
| 954 | Buy | 27.08.2015 21:50:00 | 120.807 | 0.29 | 27.08.2015 23:24:00 | 120.972 | \$ 4426.83 |
| 955 | Buy | 27.08.2015 21:55:00 | 120.746 | 0.29 | 27.08.2015 23:24:00 | 120.969 | \$ 6108.83 |
| 956 | Buy | 27.08.2015 22:00:00 | 120.626 | 0.29 | 27.08.2015 23:24:00 | 120.968 | \$ 9559.83 |
| 1604 | Sell | 27.08.2015 22:00:00 | 1.12668 | 0.84 | 27.08.2015 23:28:00 | 1.12507 | \$ 14257.4 |
| 1019 | Buy | 27.08.2015 23:30:00 | 0.964 | 0.59 | 28.08.2015 00:24:00 | 0.96534 | \$ 9092.01 |
| 1756 | Sell | 27.08.2015 21:35:00 | 1.54167 | 1.19 | 28.08.2015 00:42:00 | 1.54109 | \$ 6881.31 |
| 1757 | Sell | 27.08.2015 21:40:00 | 1.54209 | 1.18 | 28.08.2015 00:42:00 | 1.54108 | \$ 12172.65 |
| 1758 | Sell | 27.08.2015 21:45:00 | 1.54232 | 1.17 | 28.08.2015 00:42:00 | 1.54114 | \$ 14166.36 |
| 1759 | Sell | 27.08.2015 21:50:00 | 1.54277 | 1.16 | 28.08.2015 00:42:00 | 1.54102 | \$ 21015.85 |
| 1328 | Sell | 27.08.2015 22:20:00 | 1.32409 | 0.15 | 28.08.2015 02:45:00 | 1.31918 | \$ 5655.76 |
| 1327 | Sell | 27.08.2015 22:05:00 | 1.32404 | 0.15 | 28.08.2015 02:45:00 | 1.31925 | \$ 5511.92 |
| 1329 | Buy | 31.08.2015 00:01:00 | 1.32103 | 0.15 | 31.08.2015 01:30:00 | 1.32234 | \$ 1384.19 |
| 960 | Buy | 31.08.2015 02:05:00 | 121.217 | 0.29 | 31.08.2015 02:43:00 | 121.25 | \$ 598.83 |
| 2067 | Sell | 31.08.2015 02:30:00 | 135.95 | 1.76 | 31.08.2015 06:40:00 | 136.014 | \$ -13656.88 |
| 959 | Buy | 31.08.2015 01:40:00 | 121.233 | 0.29 | 31.08.2015 08:30:00 | 121.097 | \$ -4302.17 |
| 958 | Buy | 31.08.2015 01:35:00 | 121.358 | 0.3 | 31.08.2015 08:30:00 | 121.108 | \$ -7870.52 |
| 957 | Buy | 31.08.2015 01:30:00 | 121.378 | 0.3 | 31.08.2015 08:30:00 | 121.102 | \$ -8650.52 |
| 1607 | Sell | 31.08.2015 02:20:00 | 1.12077 | 0.84 | 31.08.2015 09:10:00 | 1.12413 | \$ -29754.59 |
| 1606 | Sell | 31.08.2015 02:05:00 | 1.12047 | 0.85 | 31.08.2015 09:10:00 | 1.12402 | \$ -31811.39 |
| 1331 | Buy | 31.08.2015 21:35:00 | 1.31649 | 0.15 | 31.08.2015 22:02:00 | 1.31718 | \$ 641.4 |
| 1020 | Buy | 31.08.2015 22:30:00 | 0.96523 | 0.59 | 01.09.2015 01:14:00 | 0.96624 | \$ 6849.47 |
| 1334 | Buy | 31.08.2015 22:55:00 | 1.31558 | 0.15 | 01.09.2015 01:30:00 | 1.31433 | \$ -1724.99 |
| 1333 | Buy | 31.08.2015 22:50:00 | 1.31585 | 0.15 | 01.09.2015 01:30:00 | 1.31415 | \$ -2264.11 |
| 1332 | Buy | 31.08.2015 22:10:00 | 1.31602 | 0.15 | 01.09.2015 01:30:00 | 1.31433 | \$ -2252.13 |
| 1330 | Buy | 31.08.2015 21:25:00 | 1.31709 | 0.15 | 01.09.2015 01:30:00 | 1.31428 | \$ -3593.95 |
| 1608 | Sell | 31.08.2015 22:00:00 | 1.12364 | 0.83 | 01.09.2015 01:51:00 | 1.12194 | \$ 14806.97 |
| 1760 | Sell | 01.09.2015 02:30:00 | 1.53599 | 1.21 | 01.09.2015 07:50:00 | 1.53932 | \$ -42478.09 |
| 2068 | Sell | 02.09.2015 02:30:00 | 135.232 | 1.76 | 02.09.2015 05:45:00 | 135.297 | \$ -13819.98 |
| 962 | Sell | 02.09.2015 02:30:00 | 119.7 | 0.3 | 02.09.2015 08:25:00 | 120.023 | \$ -10060.52 |
| 961 | Sell | 02.09.2015 02:00:00 | 119.605 | 0.3 | 02.09.2015 08:25:00 | 120.027 | \$ -13030.52 |
| 1335 | Buy | 02.09.2015 21:35:00 | 1.32623 | 0.15 | 02.09.2015 22:15:00 | 1.32838 | \$ 2390.55 |
| 2069 | Sell | 02.09.2015 21:30:00 | 135.154 | 1.76 | 02.09.2015 22:30:00 | 135.001 | \$ 24549.2 |
| 2070 | Sell | 03.09.2015 01:30:00 | 135.272 | 1.77 | 03.09.2015 03:25:00 | 135.137 | \$ 21500.67 |
| 1844 | Sell | 02.09.2015 21:30:00 | 0.70414 | 0.15 | 03.09.2015 03:30:00 | 0.70404 | \$ -112.96 |
| 2071 | Sell | 03.09.2015 21:30:00 | 133.548 | 1.79 | 03.09.2015 22:08:00 | 133.462 | \$ 13003.26 |
| 2072 | Sell | 03.09.2015 21:35:00 | 133.577 | 1.78 | 03.09.2015 22:08:00 | 133.464 | \$ 17736.36 |
| 1023 | Buy | 03.09.2015 23:35:00 | 0.97228 | 0.59 | 04.09.2015 00:35:00 | 0.97385 | \$ 10654.98 |
| 1022 | Buy | 03.09.2015 22:25:00 | 0.97283 | 0.6 | 04.09.2015 00:35:00 | 0.97377 | \$ 6481.81 |
| 1021 | Buy | 03.09.2015 22:10:00 | 0.97313 | 0.6 | 04.09.2015 00:35:00 | 0.97376 | \$ 4339.48 |
| 966 | Sell | 04.09.2015 01:35:00 | 120.155 | 0.29 | 04.09.2015 02:55:00 | 120.016 | \$ 3672.83 |
| 965 | Sell | 04.09.2015 00:15:00 | 120.116 | 0.29 | 04.09.2015 02:55:00 | 120.011 | \$ 2686.83 |
| 964 | Sell | 04.09.2015 00:10:00 | 120.074 | 0.29 | 04.09.2015 02:55:00 | 120.022 | \$ 1149.83 |
| 963 | Sell | 04.09.2015 00:00:00 | 120.057 | 0.29 | 04.09.2015 02:55:00 | 120.027 | \$ 511.83 |
| 2076 | Sell | 04.09.2015 02:00:00 | 133.645 | 1.75 | 04.09.2015 02:55:00 | 133.521 | \$ 19361.16 |
| 2075 | Sell | 04.09.2015 00:15:00 | 133.595 | 1.77 | 04.09.2015 02:55:00 | 133.521 | \$ 10733.28 |
| 2074 | Sell | 03.09.2015 23:55:00 | 133.574 | 1.79 | 04.09.2015 02:55:00 | 133.515 | \$ 7770.93 |

| | | | | | | | |
|------|------|---------------------|---------|------|---------------------|---------|--------------|
| 2073 | Sell | 03.09.2015 23:10:00 | 133.545 | 1.8 | 04.09.2015 02:55:00 | 133.535 | \$ -1005.23 |
| 1024 | Buy | 07.09.2015 00:00:00 | 0.97124 | 0.61 | 07.09.2015 01:50:00 | 0.97226 | \$ 7160.34 |
| 967 | Sell | 07.09.2015 02:00:00 | 119.179 | 0.3 | 07.09.2015 02:53:00 | 119.136 | \$ 919.48 |
| 2078 | Sell | 07.09.2015 02:20:00 | 132.887 | 1.8 | 07.09.2015 02:53:00 | 132.862 | \$ 2107.93 |
| 1845 | Sell | 07.09.2015 02:30:00 | 0.69266 | 0.15 | 07.09.2015 07:05:00 | 0.69243 | \$ 178.43 |
| 2077 | Sell | 07.09.2015 02:00:00 | 132.823 | 1.82 | 07.09.2015 07:30:00 | 132.968 | \$ -28807.54 |
| 1762 | Buy | 07.09.2015 22:35:00 | 1.52694 | 1.19 | 08.09.2015 02:40:00 | 1.52785 | \$ 10903.23 |
| 1761 | Buy | 07.09.2015 22:30:00 | 1.52708 | 1.19 | 08.09.2015 02:40:00 | 1.52782 | \$ 8771.5 |
| 1336 | Sell | 08.09.2015 22:00:00 | 1.32169 | 0.15 | 08.09.2015 23:14:00 | 1.32141 | \$ 150.37 |
| 1847 | Buy | 09.09.2015 00:35:00 | 0.70162 | 0.15 | 09.09.2015 01:25:00 | 0.70267 | \$ 1474.51 |
| 1846 | Buy | 09.09.2015 00:00:00 | 0.70174 | 0.15 | 09.09.2015 01:25:00 | 0.70251 | \$ 1031.9 |
| 1609 | Sell | 08.09.2015 22:30:00 | 1.12083 | 0.84 | 09.09.2015 03:05:00 | 1.11997 | \$ 7546.72 |
| 1028 | Buy | 09.09.2015 02:00:00 | 0.9779 | 0.59 | 09.09.2015 03:10:00 | 0.97907 | \$ 7944.91 |
| 1027 | Buy | 09.09.2015 00:56:00 | 0.97838 | 0.6 | 09.09.2015 03:10:00 | 0.97912 | \$ 5107.95 |
| 1026 | Buy | 08.09.2015 23:30:00 | 0.97868 | 0.6 | 09.09.2015 03:10:00 | 0.97911 | \$ 2957.33 |
| 1025 | Buy | 08.09.2015 22:30:00 | 0.97947 | 0.6 | 09.09.2015 03:10:00 | 0.97915 | \$ -2225.73 |
| 970 | Buy | 09.09.2015 21:45:00 | 120.561 | 0.29 | 09.09.2015 22:29:00 | 120.606 | \$ 946.83 |
| 1613 | Sell | 09.09.2015 21:50:00 | 1.1204 | 0.82 | 09.09.2015 22:30:00 | 1.12008 | \$ 2766.3 |
| 2079 | Buy | 10.09.2015 01:30:00 | 134.92 | 1.79 | 10.09.2015 03:25:00 | 135.083 | \$ 26761.88 |
| 972 | Buy | 09.09.2015 22:35:00 | 120.532 | 0.29 | 10.09.2015 06:40:00 | 120.52 | \$ -858.42 |
| 971 | Buy | 09.09.2015 22:30:00 | 120.612 | 0.29 | 10.09.2015 06:40:00 | 120.521 | \$ -3149.42 |
| 969 | Buy | 09.09.2015 21:35:00 | 120.653 | 0.29 | 10.09.2015 06:40:00 | 120.519 | \$ -4396.42 |
| 968 | Buy | 09.09.2015 21:25:00 | 120.681 | 0.29 | 10.09.2015 06:40:00 | 120.516 | \$ -5295.42 |
| 369 | Sell | 09.09.2015 21:30:00 | 0.72806 | 0.19 | 10.09.2015 07:30:00 | 0.73013 | \$ -5678.99 |
| 1610 | Sell | 09.09.2015 21:30:00 | 1.119 | 0.84 | 10.09.2015 07:35:00 | 1.12107 | \$ -18538.07 |
| 1611 | Sell | 09.09.2015 21:40:00 | 1.11949 | 0.83 | 10.09.2015 07:40:00 | 1.12099 | \$ -13329.82 |
| 370 | Sell | 09.09.2015 21:40:00 | 0.7284 | 0.18 | 10.09.2015 07:45:00 | 0.72985 | \$ -3859.48 |
| 1612 | Sell | 09.09.2015 21:45:00 | 1.12013 | 0.82 | 10.09.2015 07:45:00 | 1.12074 | \$ -5475.44 |
| 371 | Sell | 09.09.2015 21:45:00 | 0.72873 | 0.18 | 10.09.2015 07:50:00 | 0.73 | \$ -3418.01 |
| 1614 | Sell | 09.09.2015 22:45:00 | 1.12041 | 0.82 | 10.09.2015 08:50:00 | 1.12065 | \$ -2276.91 |
| 372 | Sell | 09.09.2015 23:00:00 | 0.72942 | 0.18 | 10.09.2015 08:55:00 | 0.72927 | \$ 64.73 |
| 1029 | Buy | 10.09.2015 21:30:00 | 0.97085 | 0.6 | 10.09.2015 22:00:00 | 0.97239 | \$ 10636.54 |
| 1030 | Sell | 10.09.2015 23:00:00 | 0.97341 | 0.61 | 11.09.2015 00:40:00 | 0.97265 | \$ 4988.6 |
| 1340 | Sell | 11.09.2015 00:00:00 | 1.32498 | 0.14 | 11.09.2015 01:15:00 | 1.32253 | \$ 2568.1 |
| 1339 | Sell | 10.09.2015 23:50:00 | 1.32405 | 0.15 | 11.09.2015 01:15:00 | 1.32262 | \$ 1484.3 |
| 1338 | Sell | 10.09.2015 23:10:00 | 1.32346 | 0.15 | 11.09.2015 01:15:00 | 1.32249 | \$ 932.9 |
| 1337 | Sell | 10.09.2015 23:05:00 | 1.32277 | 0.15 | 11.09.2015 01:15:00 | 1.3226 | \$ -26.05 |
| 1848 | Buy | 11.09.2015 00:00:00 | 0.70694 | 0.15 | 11.09.2015 01:30:00 | 0.70807 | \$ 1600.96 |
| 1766 | Buy | 10.09.2015 23:30:00 | 1.5446 | 1.17 | 11.09.2015 03:15:00 | 1.54458 | \$ -745.88 |
| 1765 | Buy | 10.09.2015 23:15:00 | 1.54482 | 1.18 | 11.09.2015 03:15:00 | 1.54444 | \$ -5228.57 |
| 1764 | Buy | 10.09.2015 23:10:00 | 1.54489 | 1.19 | 11.09.2015 03:15:00 | 1.54445 | \$ -6025.27 |
| 1763 | Buy | 10.09.2015 23:00:00 | 1.54501 | 1.2 | 11.09.2015 03:15:00 | 1.54452 | \$ -6708.15 |
| 1767 | Sell | 14.09.2015 01:30:00 | 1.54441 | 1.19 | 14.09.2015 06:20:00 | 1.54453 | \$ -1505.44 |
| 1615 | Sell | 14.09.2015 23:00:00 | 1.13227 | 0.82 | 15.09.2015 01:25:00 | 1.1314 | \$ 7453.49 |
| 1768 | Sell | 14.09.2015 22:00:00 | 1.54325 | 1.19 | 15.09.2015 01:25:00 | 1.54226 | \$ 12024.91 |
| 976 | Sell | 15.09.2015 01:55:00 | 120.337 | 0.28 | 15.09.2015 05:35:00 | 120.35 | \$ -709.82 |
| 975 | Sell | 15.09.2015 01:30:00 | 120.279 | 0.29 | 15.09.2015 05:35:00 | 120.352 | \$ -2475.17 |
| 974 | Sell | 15.09.2015 00:00:00 | 120.237 | 0.29 | 15.09.2015 05:35:00 | 120.349 | \$ -3606.17 |
| 973 | Sell | 14.09.2015 22:30:00 | 120.174 | 0.29 | 15.09.2015 05:35:00 | 120.354 | \$ -5698.52 |
| 2083 | Sell | 14.09.2015 22:55:00 | 136.003 | 1.73 | 15.09.2015 06:10:00 | 136.092 | \$ -18135.71 |
| 2082 | Sell | 14.09.2015 22:50:00 | 135.968 | 1.75 | 15.09.2015 06:10:00 | 136.084 | \$ -23069.67 |
| 2081 | Sell | 14.09.2015 22:35:00 | 135.944 | 1.77 | 15.09.2015 06:10:00 | 136.077 | \$ -26341.95 |
| 2080 | Sell | 14.09.2015 22:30:00 | 135.921 | 1.78 | 15.09.2015 06:10:00 | 136.079 | \$ -30940.55 |
| 2085 | Sell | 15.09.2015 21:45:00 | 135.867 | 1.74 | 15.09.2015 22:55:00 | 135.637 | \$ 37655.71 |
| 2084 | Sell | 15.09.2015 21:40:00 | 135.84 | 1.76 | 15.09.2015 22:55:00 | 135.635 | \$ 33689.25 |
| 1852 | Sell | 15.09.2015 22:25:00 | 0.71434 | 0.15 | 16.09.2015 00:10:00 | 0.71393 | \$ 434.45 |
| 1851 | Sell | 15.09.2015 22:20:00 | 0.7139 | 0.15 | 16.09.2015 00:10:00 | 0.71389 | \$ -198.06 |
| 1850 | Sell | 15.09.2015 22:10:00 | 0.71362 | 0.15 | 16.09.2015 00:10:00 | 0.7139 | \$ -656.62 |
| 1849 | Sell | 15.09.2015 21:40:00 | 0.71231 | 0.15 | 16.09.2015 00:10:00 | 0.7138 | \$ -2569.94 |
| 1031 | Buy | 15.09.2015 23:30:00 | 0.97384 | 0.61 | 16.09.2015 01:05:00 | 0.97415 | \$ 2163.5 |

| | | | | | | | |
|------|------|---------------------|---------|------|---------------------|---------|--------------|
| 2089 | Buy | 16.09.2015 21:55:00 | 136.092 | 1.72 | 17.09.2015 00:10:00 | 136.136 | \$ 2889.65 |
| 2088 | Buy | 16.09.2015 21:40:00 | 136.137 | 1.74 | 17.09.2015 00:10:00 | 136.138 | \$ -4559.24 |
| 2087 | Buy | 16.09.2015 21:35:00 | 136.171 | 1.76 | 17.09.2015 00:10:00 | 136.129 | \$ -12180.31 |
| 2086 | Buy | 16.09.2015 21:30:00 | 136.188 | 1.77 | 17.09.2015 00:10:00 | 136.138 | \$ -13665.82 |
| 1769 | Buy | 16.09.2015 22:00:00 | 1.54852 | 1.2 | 17.09.2015 01:55:00 | 1.54958 | \$ 11867.41 |
| 1035 | Sell | 16.09.2015 23:40:00 | 0.97196 | 0.6 | 17.09.2015 03:00:00 | 0.97025 | \$ 10792.85 |
| 1034 | Sell | 16.09.2015 23:25:00 | 0.97174 | 0.6 | 17.09.2015 03:00:00 | 0.97026 | \$ 9203.17 |
| 1033 | Sell | 16.09.2015 23:20:00 | 0.97129 | 0.6 | 17.09.2015 03:00:00 | 0.97029 | \$ 5885.59 |
| 1032 | Sell | 16.09.2015 22:00:00 | 0.9712 | 0.61 | 17.09.2015 03:00:00 | 0.97039 | \$ 4648.6 |
| 1341 | Buy | 17.09.2015 21:25:00 | 1.31179 | 0.15 | 17.09.2015 21:32:00 | 1.31311 | \$ 1396.17 |
| 1853 | Sell | 17.09.2015 21:25:00 | 0.72246 | 0.15 | 17.09.2015 21:33:00 | 0.7221 | \$ 383.99 |
| 980 | Buy | 17.09.2015 21:40:00 | 120.171 | 0.28 | 17.09.2015 21:58:00 | 120.187 | \$ 102.18 |
| 979 | Buy | 17.09.2015 21:35:00 | 120.195 | 0.28 | 17.09.2015 22:08:00 | 120.233 | \$ 718.18 |
| 1342 | Buy | 17.09.2015 21:35:00 | 1.31164 | 0.15 | 17.09.2015 22:26:00 | 1.31452 | \$ 3265.13 |
| 1343 | Buy | 17.09.2015 21:45:00 | 1.30975 | 0.15 | 17.09.2015 22:26:00 | 1.31455 | \$ 5565.38 |
| 1344 | Buy | 17.09.2015 21:50:00 | 1.30838 | 0.15 | 17.09.2015 22:26:00 | 1.31455 | \$ 7206.71 |
| 1345 | Buy | 17.09.2015 21:55:00 | 1.30749 | 0.15 | 17.09.2015 22:26:00 | 1.31451 | \$ 8225.06 |
| 1854 | Sell | 17.09.2015 21:35:00 | 0.7234 | 0.15 | 17.09.2015 22:34:00 | 0.71982 | \$ 5475.64 |
| 1855 | Sell | 17.09.2015 21:45:00 | 0.725 | 0.15 | 17.09.2015 22:34:00 | 0.7198 | \$ 8037.27 |
| 1856 | Sell | 17.09.2015 21:50:00 | 0.72575 | 0.14 | 17.09.2015 22:34:00 | 0.71988 | \$ 8490.26 |
| 1857 | Sell | 17.09.2015 21:55:00 | 0.72735 | 0.14 | 17.09.2015 22:34:00 | 0.71986 | \$ 10881.12 |
| 1347 | Sell | 17.09.2015 23:10:00 | 1.31867 | 0.15 | 17.09.2015 23:59:00 | 1.31814 | \$ 450.05 |
| 982 | Buy | 17.09.2015 22:25:00 | 119.982 | 0.28 | 18.09.2015 00:25:00 | 120.098 | \$ 2853.18 |
| 981 | Buy | 17.09.2015 22:15:00 | 120.111 | 0.28 | 18.09.2015 00:25:00 | 120.104 | \$ -590.82 |
| 978 | Buy | 17.09.2015 21:30:00 | 120.349 | 0.29 | 18.09.2015 00:25:00 | 120.09 | \$ -7919.92 |
| 977 | Buy | 17.09.2015 21:25:00 | 120.374 | 0.29 | 18.09.2015 00:25:00 | 120.1 | \$ -8354.92 |
| 1346 | Sell | 17.09.2015 23:00:00 | 1.31735 | 0.15 | 18.09.2015 01:35:00 | 1.31694 | \$ 261.64 |
| 1616 | Buy | 18.09.2015 02:30:00 | 1.13968 | 0.82 | 18.09.2015 03:45:00 | 1.14074 | \$ 9159.2 |
| 1772 | Buy | 18.09.2015 02:25:00 | 1.55673 | 1.18 | 18.09.2015 05:20:00 | 1.5576 | \$ 10817.8 |
| 1771 | Buy | 18.09.2015 02:20:00 | 1.55698 | 1.19 | 18.09.2015 05:20:00 | 1.55767 | \$ 8652.34 |
| 1770 | Buy | 18.09.2015 02:00:00 | 1.55725 | 1.2 | 18.09.2015 05:20:00 | 1.55751 | \$ 3287.7 |
| 1036 | Sell | 18.09.2015 02:30:00 | 0.96227 | 0.61 | 18.09.2015 06:45:00 | 0.96098 | \$ 9058.49 |
| 2090 | Buy | 18.09.2015 02:30:00 | 136.992 | 1.75 | 18.09.2015 11:15:00 | 136.694 | \$ -54547.29 |
| 1348 | Sell | 21.09.2015 00:00:00 | 1.3229 | 0.15 | 21.09.2015 01:45:00 | 1.32169 | \$ 1265.17 |
| 1037 | Sell | 21.09.2015 00:30:00 | 0.96942 | 0.62 | 21.09.2015 01:46:00 | 0.96884 | \$ 4136.17 |
| 983 | Sell | 21.09.2015 00:35:00 | 120.102 | 0.29 | 21.09.2015 02:42:00 | 120.055 | \$ 1004.83 |
| 984 | Sell | 21.09.2015 00:45:00 | 120.113 | 0.28 | 21.09.2015 02:42:00 | 120.066 | \$ 970.18 |
| 1858 | Buy | 21.09.2015 00:05:00 | 0.71849 | 0.15 | 21.09.2015 03:20:00 | 0.71957 | \$ 1521.93 |
| 1773 | Buy | 21.09.2015 00:20:00 | 1.5521 | 1.21 | 21.09.2015 03:30:00 | 1.5537 | \$ 20400.6 |
| 1349 | Buy | 21.09.2015 22:00:00 | 1.32293 | 0.15 | 21.09.2015 23:20:00 | 1.32514 | \$ 2462.43 |
| 1774 | Sell | 22.09.2015 22:15:00 | 1.53765 | 1.21 | 22.09.2015 23:20:00 | 1.53661 | \$ 13266.43 |
| 2094 | Sell | 22.09.2015 22:35:00 | 133.728 | 1.73 | 23.09.2015 00:00:00 | 133.576 | \$ 23596.78 |
| 2093 | Sell | 22.09.2015 22:05:00 | 133.706 | 1.75 | 23.09.2015 00:00:00 | 133.567 | \$ 21595.02 |
| 2092 | Sell | 22.09.2015 21:40:00 | 133.649 | 1.77 | 23.09.2015 00:00:00 | 133.57 | \$ 11222.63 |
| 2091 | Sell | 22.09.2015 21:35:00 | 133.568 | 1.78 | 23.09.2015 00:00:00 | 133.569 | \$ -2952.52 |
| 1862 | Sell | 22.09.2015 22:35:00 | 0.70936 | 0.15 | 23.09.2015 00:40:00 | 0.70843 | \$ 1256.7 |
| 1861 | Sell | 22.09.2015 22:15:00 | 0.70913 | 0.15 | 23.09.2015 00:40:00 | 0.70842 | \$ 908.82 |
| 1860 | Sell | 22.09.2015 22:00:00 | 0.70888 | 0.15 | 23.09.2015 00:40:00 | 0.7084 | \$ 545.13 |
| 1859 | Sell | 22.09.2015 21:30:00 | 0.70845 | 0.15 | 23.09.2015 00:40:00 | 0.7083 | \$ 23.31 |
| 1351 | Buy | 22.09.2015 22:30:00 | 1.32523 | 0.15 | 23.09.2015 02:15:00 | 1.32745 | \$ 2432.24 |
| 1350 | Buy | 22.09.2015 21:30:00 | 1.32594 | 0.15 | 23.09.2015 02:15:00 | 1.32748 | \$ 1617.56 |
| 1776 | Sell | 23.09.2015 21:50:00 | 1.52621 | 1.21 | 23.09.2015 22:10:00 | 1.52402 | \$ 27936.04 |
| 1775 | Sell | 23.09.2015 21:45:00 | 1.52603 | 1.21 | 23.09.2015 22:10:00 | 1.52401 | \$ 25767.49 |
| 1352 | Buy | 24.09.2015 00:00:00 | 1.33191 | 0.15 | 24.09.2015 08:00:00 | 1.33142 | \$ -772.31 |
| 1777 | Buy | 24.09.2015 21:30:00 | 1.52312 | 1.23 | 24.09.2015 23:00:00 | 1.52475 | \$ 21126.63 |
| 1041 | Sell | 24.09.2015 22:00:00 | 0.97669 | 0.61 | 24.09.2015 23:40:00 | 0.97538 | \$ 9199.04 |
| 1040 | Sell | 24.09.2015 21:55:00 | 0.97602 | 0.61 | 24.09.2015 23:40:00 | 0.97545 | \$ 3999.19 |
| 1039 | Sell | 24.09.2015 21:50:00 | 0.97579 | 0.62 | 24.09.2015 23:40:00 | 0.97537 | \$ 2993.44 |
| 1038 | Sell | 24.09.2015 21:25:00 | 0.97572 | 0.62 | 24.09.2015 23:40:00 | 0.97545 | \$ 1922.14 |
| 1865 | Sell | 24.09.2015 21:50:00 | 0.70362 | 0.15 | 25.09.2015 00:00:00 | 0.70219 | \$ 2047.32 |

| | | | | | | | |
|------|------|---------------------|---------|------|---------------------|---------|--------------|
| 1864 | Sell | 24.09.2015 21:40:00 | 0.70248 | 0.16 | 25.09.2015 00:00:00 | 0.70231 | \$ 58.61 |
| 1863 | Sell | 24.09.2015 21:30:00 | 0.70177 | 0.16 | 25.09.2015 00:00:00 | 0.70221 | \$ -970.27 |
| 1356 | Buy | 24.09.2015 23:20:00 | 1.3311 | 0.15 | 25.09.2015 00:05:00 | 1.33336 | \$ 2480.16 |
| 1355 | Buy | 24.09.2015 21:50:00 | 1.33143 | 0.15 | 25.09.2015 00:05:00 | 1.33328 | \$ 1988.96 |
| 1354 | Buy | 24.09.2015 21:40:00 | 1.33236 | 0.15 | 25.09.2015 00:05:00 | 1.3333 | \$ 898.74 |
| 1353 | Buy | 24.09.2015 21:25:00 | 1.33262 | 0.15 | 25.09.2015 00:05:00 | 1.33326 | \$ 539.32 |
| 1620 | Buy | 25.09.2015 00:50:00 | 1.11691 | 0.8 | 25.09.2015 01:24:00 | 1.11752 | \$ 5142.3 |
| 2097 | Buy | 25.09.2015 00:40:00 | 134.338 | 1.75 | 25.09.2015 01:37:00 | 134.363 | \$ 2024.19 |
| 2098 | Buy | 25.09.2015 01:45:00 | 134.309 | 1.75 | 25.09.2015 02:31:00 | 134.331 | \$ 1499.78 |
| 1866 | Buy | 25.09.2015 00:35:00 | 0.69818 | 0.16 | 25.09.2015 02:52:00 | 0.70105 | \$ 4641.53 |
| 2096 | Buy | 25.09.2015 00:35:00 | 134.384 | 1.77 | 25.09.2015 03:10:00 | 134.514 | \$ 20631.28 |
| 2095 | Buy | 25.09.2015 00:30:00 | 134.5 | 1.79 | 25.09.2015 03:10:00 | 134.527 | \$ 2425.31 |
| 376 | Buy | 25.09.2015 01:00:00 | 0.73419 | 0.18 | 25.09.2015 04:30:00 | 0.7343 | \$ 47.21 |
| 375 | Buy | 25.09.2015 00:30:00 | 0.73442 | 0.18 | 25.09.2015 04:30:00 | 0.73444 | \$ -173.31 |
| 374 | Buy | 24.09.2015 22:05:00 | 0.73623 | 0.18 | 25.09.2015 04:30:00 | 0.73429 | \$ -5071.14 |
| 373 | Buy | 24.09.2015 21:55:00 | 0.73641 | 0.18 | 25.09.2015 04:30:00 | 0.73439 | \$ -5267.16 |
| 988 | Sell | 24.09.2015 22:00:00 | 120.043 | 0.28 | 25.09.2015 04:35:00 | 120.181 | \$ -4326.02 |
| 987 | Sell | 24.09.2015 21:50:00 | 120.023 | 0.28 | 25.09.2015 04:35:00 | 120.188 | \$ -5082.02 |
| 986 | Sell | 24.09.2015 21:40:00 | 119.946 | 0.29 | 25.09.2015 04:35:00 | 120.174 | \$ -7090.52 |
| 985 | Sell | 24.09.2015 21:25:00 | 119.929 | 0.29 | 25.09.2015 04:35:00 | 120.188 | \$ -7989.52 |
| 1621 | Buy | 25.09.2015 01:30:00 | 1.11689 | 0.8 | 25.09.2015 05:57:00 | 1.11739 | \$ 4215.0 |
| 1617 | Buy | 24.09.2015 21:25:00 | 1.12202 | 0.84 | 25.09.2015 07:25:00 | 1.1171 | \$ -44043.27 |
| 1045 | Sell | 25.09.2015 01:30:00 | 0.97869 | 0.61 | 25.09.2015 07:35:00 | 0.97863 | \$ 415.51 |
| 1044 | Sell | 25.09.2015 00:50:00 | 0.97843 | 0.61 | 25.09.2015 07:35:00 | 0.97851 | \$ -568.24 |
| 1043 | Sell | 25.09.2015 00:35:00 | 0.97777 | 0.62 | 25.09.2015 07:35:00 | 0.97852 | \$ -5362.71 |
| 1042 | Sell | 25.09.2015 00:30:00 | 0.97738 | 0.62 | 25.09.2015 07:35:00 | 0.97865 | \$ -9076.55 |
| 1619 | Buy | 25.09.2015 00:30:00 | 1.11772 | 0.81 | 25.09.2015 07:40:00 | 1.11764 | \$ -682.83 |
| 1618 | Buy | 24.09.2015 21:55:00 | 1.12189 | 0.83 | 25.09.2015 07:40:00 | 1.11766 | \$ -37484.12 |
| 2100 | Buy | 28.09.2015 00:55:00 | 134.81 | 1.77 | 28.09.2015 02:00:00 | 134.843 | \$ 3454.77 |
| 378 | Buy | 28.09.2015 01:00:00 | 0.73575 | 0.18 | 28.09.2015 02:10:00 | 0.73662 | \$ 1909.31 |
| 377 | Buy | 28.09.2015 00:30:00 | 0.7361 | 0.18 | 28.09.2015 02:10:00 | 0.73654 | \$ 855.75 |
| 1779 | Sell | 28.09.2015 01:05:00 | 1.52077 | 1.22 | 28.09.2015 02:58:00 | 1.52018 | \$ 7588.35 |
| 1778 | Sell | 28.09.2015 01:00:00 | 1.52032 | 1.23 | 28.09.2015 04:30:00 | 1.51942 | \$ 11670.33 |
| 2099 | Buy | 28.09.2015 00:30:00 | 134.852 | 1.79 | 28.09.2015 10:35:00 | 134.485 | \$ -68106.92 |
| 990 | Sell | 28.09.2015 23:35:00 | 119.993 | 0.28 | 29.09.2015 01:10:00 | 119.974 | \$ 69.98 |
| 2104 | Sell | 28.09.2015 23:35:00 | 134.84 | 1.72 | 29.09.2015 01:45:00 | 134.689 | \$ 23269.05 |
| 2103 | Sell | 28.09.2015 23:30:00 | 134.82 | 1.74 | 29.09.2015 01:45:00 | 134.688 | \$ 20234.18 |
| 2102 | Sell | 28.09.2015 23:25:00 | 134.791 | 1.76 | 29.09.2015 01:45:00 | 134.692 | \$ 14659.23 |
| 2101 | Sell | 28.09.2015 23:00:00 | 134.765 | 1.77 | 29.09.2015 01:45:00 | 134.696 | \$ 9432.91 |
| 989 | Sell | 28.09.2015 23:00:00 | 119.964 | 0.28 | 29.09.2015 02:50:00 | 119.846 | \$ 2841.98 |
| 1046 | Sell | 29.09.2015 21:30:00 | 0.97305 | 0.62 | 29.09.2015 22:00:00 | 0.97059 | \$ 17563.15 |
| 1867 | Buy | 29.09.2015 22:00:00 | 0.69802 | 0.16 | 29.09.2015 23:00:00 | 0.69909 | \$ 1606.53 |
| 1623 | Sell | 29.09.2015 22:05:00 | 1.12599 | 0.81 | 30.09.2015 01:57:00 | 1.12576 | \$ 1897.47 |
| 1624 | Sell | 29.09.2015 22:20:00 | 1.12616 | 0.81 | 30.09.2015 01:57:00 | 1.12574 | \$ 3519.92 |
| 1625 | Sell | 29.09.2015 22:25:00 | 1.12652 | 0.8 | 30.09.2015 01:57:00 | 1.12567 | \$ 7103.02 |
| 994 | Buy | 29.09.2015 22:25:00 | 119.549 | 0.28 | 30.09.2015 02:10:00 | 119.839 | \$ 7725.18 |
| 993 | Buy | 29.09.2015 22:20:00 | 119.592 | 0.28 | 30.09.2015 02:10:00 | 119.828 | \$ 6213.18 |
| 992 | Buy | 29.09.2015 22:10:00 | 119.633 | 0.28 | 30.09.2015 02:10:00 | 119.831 | \$ 5149.18 |
| 991 | Buy | 29.09.2015 22:00:00 | 119.652 | 0.28 | 30.09.2015 02:10:00 | 119.828 | \$ 4533.18 |
| 1622 | Sell | 29.09.2015 22:00:00 | 1.12589 | 0.82 | 30.09.2015 04:00:00 | 1.12484 | \$ 9009.53 |
| 2106 | Sell | 30.09.2015 23:00:00 | 134.041 | 1.78 | 01.10.2015 00:10:00 | 133.916 | \$ 18673.04 |
| 2105 | Sell | 30.09.2015 21:30:00 | 134.017 | 1.8 | 01.10.2015 00:10:00 | 133.919 | \$ 14023.37 |
| 1048 | Buy | 01.10.2015 00:00:00 | 0.97301 | 0.62 | 01.10.2015 02:25:00 | 0.97428 | \$ 9063.0 |
| 1047 | Buy | 30.09.2015 23:30:00 | 0.9737 | 0.62 | 01.10.2015 02:25:00 | 0.9743 | \$ 4252.75 |
| 998 | Sell | 01.10.2015 22:00:00 | 119.949 | 0.28 | 02.10.2015 00:40:00 | 119.9 | \$ 909.98 |
| 997 | Sell | 01.10.2015 21:40:00 | 119.915 | 0.28 | 02.10.2015 00:40:00 | 119.897 | \$ 41.98 |
| 996 | Sell | 01.10.2015 21:30:00 | 119.89 | 0.29 | 02.10.2015 00:40:00 | 119.909 | \$ -1029.52 |
| 995 | Sell | 01.10.2015 21:25:00 | 119.867 | 0.29 | 02.10.2015 00:40:00 | 119.906 | \$ -1609.52 |
| 2108 | Sell | 01.10.2015 21:30:00 | 134.173 | 1.79 | 02.10.2015 02:40:00 | 134.098 | \$ 10624.01 |
| 2107 | Sell | 01.10.2015 21:25:00 | 134.16 | 1.81 | 02.10.2015 02:40:00 | 134.088 | \$ 10200.15 |

| | | | | | | | |
|------|------|---------------------|---------|------|---------------------|---------|--------------|
| 2110 | Buy | 05.10.2015 01:30:00 | 134.423 | 1.79 | 05.10.2015 02:50:00 | 134.64 | \$ 36436.74 |
| 2109 | Buy | 05.10.2015 00:00:00 | 134.622 | 1.81 | 05.10.2015 02:50:00 | 134.653 | \$ 3174.45 |
| 1357 | Sell | 05.10.2015 02:00:00 | 1.31733 | 0.15 | 05.10.2015 03:05:00 | 1.31629 | \$ 1061.38 |
| 1781 | Buy | 05.10.2015 01:10:00 | 1.51703 | 1.23 | 05.10.2015 03:15:00 | 1.5193 | \$ 29421.75 |
| 1780 | Buy | 05.10.2015 01:00:00 | 1.51741 | 1.24 | 05.10.2015 03:15:00 | 1.51927 | \$ 24303.68 |
| 1782 | Buy | 07.10.2015 00:00:00 | 1.52242 | 1.25 | 07.10.2015 04:40:00 | 1.52359 | \$ 15411.09 |
| 1783 | Buy | 07.10.2015 21:30:00 | 1.53125 | 1.26 | 07.10.2015 22:55:00 | 1.53262 | \$ 18189.84 |
| 1359 | Sell | 07.10.2015 21:40:00 | 1.30705 | 0.15 | 07.10.2015 23:55:00 | 1.306 | \$ 1073.37 |
| 1358 | Sell | 07.10.2015 21:30:00 | 1.30639 | 0.15 | 07.10.2015 23:55:00 | 1.306 | \$ 282.23 |
| 380 | Buy | 08.10.2015 23:00:00 | 0.73403 | 0.18 | 09.10.2015 01:15:00 | 0.73507 | \$ 2230.28 |
| 379 | Buy | 08.10.2015 22:00:00 | 0.73423 | 0.18 | 09.10.2015 01:15:00 | 0.73508 | \$ 1764.75 |
| 2111 | Buy | 12.10.2015 00:50:00 | 136.51 | 1.79 | 12.10.2015 01:25:00 | 136.651 | \$ 22795.58 |
| 1868 | Buy | 12.10.2015 02:00:00 | 0.73138 | 0.15 | 12.10.2015 03:20:00 | 0.73239 | \$ 1411.27 |
| 1360 | Sell | 12.10.2015 21:25:00 | 1.29998 | 0.15 | 12.10.2015 23:40:00 | 1.29996 | \$ -161.28 |
| 1786 | Sell | 13.10.2015 22:45:00 | 1.52608 | 1.24 | 14.10.2015 01:19:00 | 1.52565 | \$ 5209.58 |
| 1787 | Sell | 13.10.2015 23:00:00 | 1.52611 | 1.23 | 14.10.2015 01:19:00 | 1.52573 | \$ 4519.21 |
| 1363 | Sell | 14.10.2015 00:00:00 | 1.30364 | 0.15 | 14.10.2015 01:20:00 | 1.30297 | \$ 617.87 |
| 1362 | Sell | 13.10.2015 22:35:00 | 1.30192 | 0.15 | 14.10.2015 03:25:00 | 1.30176 | \$ -38.04 |
| 1361 | Sell | 13.10.2015 22:30:00 | 1.3016 | 0.15 | 14.10.2015 03:25:00 | 1.30177 | \$ -433.61 |
| 1784 | Sell | 13.10.2015 21:25:00 | 1.52559 | 1.26 | 14.10.2015 07:25:00 | 1.52824 | \$ -35618.95 |
| 1785 | Sell | 13.10.2015 22:40:00 | 1.52564 | 1.25 | 14.10.2015 08:15:00 | 1.52787 | \$ -29801.55 |
| 1788 | Buy | 14.10.2015 23:35:00 | 1.54693 | 1.25 | 15.10.2015 01:59:00 | 1.5471 | \$ 638.91 |
| 1789 | Buy | 14.10.2015 23:40:00 | 1.54668 | 1.24 | 15.10.2015 01:59:00 | 1.54717 | \$ 4815.09 |
| 999 | Sell | 15.10.2015 02:00:00 | 118.855 | 0.29 | 15.10.2015 03:05:00 | 118.746 | \$ 2802.83 |
| 1791 | Buy | 15.10.2015 02:05:00 | 1.54698 | 1.24 | 15.10.2015 03:30:00 | 1.54808 | \$ 14373.15 |
| 1790 | Buy | 15.10.2015 02:00:00 | 1.5471 | 1.25 | 15.10.2015 03:30:00 | 1.54807 | \$ 12776.72 |
| 1792 | Buy | 16.10.2015 00:00:00 | 1.54656 | 1.25 | 16.10.2015 00:29:00 | 1.54679 | \$ 3029.53 |
| 1793 | Buy | 16.10.2015 00:05:00 | 1.54559 | 1.24 | 16.10.2015 00:29:00 | 1.54665 | \$ 13850.49 |
| 1364 | Sell | 16.10.2015 00:00:00 | 1.28645 | 0.15 | 16.10.2015 00:41:00 | 1.28622 | \$ 90.44 |
| 1003 | Sell | 15.10.2015 22:05:00 | 118.768 | 0.29 | 16.10.2015 01:05:00 | 118.827 | \$ -2189.52 |
| 1002 | Sell | 15.10.2015 21:45:00 | 118.751 | 0.29 | 16.10.2015 01:05:00 | 118.841 | \$ -3088.52 |
| 1001 | Sell | 15.10.2015 21:35:00 | 118.724 | 0.29 | 16.10.2015 01:05:00 | 118.829 | \$ -3523.52 |
| 1000 | Sell | 15.10.2015 21:25:00 | 118.705 | 0.29 | 16.10.2015 01:05:00 | 118.822 | \$ -3871.52 |
| 381 | Sell | 16.10.2015 00:00:00 | 0.73612 | 0.18 | 16.10.2015 02:35:00 | 0.7346 | \$ 3505.68 |
| 1367 | Sell | 16.10.2015 01:20:00 | 1.28707 | 0.15 | 16.10.2015 02:35:00 | 1.28521 | \$ 2044.31 |
| 1366 | Sell | 16.10.2015 01:15:00 | 1.28656 | 0.15 | 16.10.2015 02:35:00 | 1.28539 | \$ 1217.21 |
| 1365 | Sell | 16.10.2015 01:00:00 | 1.28624 | 0.15 | 16.10.2015 02:35:00 | 1.28524 | \$ 1013.44 |
| 2113 | Sell | 15.10.2015 21:35:00 | 135.163 | 1.8 | 16.10.2015 07:35:00 | 135.576 | \$ -77174.24 |
| 2112 | Sell | 15.10.2015 21:30:00 | 135.134 | 1.81 | 16.10.2015 07:35:00 | 135.573 | \$ -82308.5 |
| 2114 | Sell | 15.10.2015 21:45:00 | 135.187 | 1.78 | 16.10.2015 07:50:00 | 135.585 | \$ -73647.3 |
| 2115 | Sell | 15.10.2015 22:00:00 | 135.22 | 1.77 | 16.10.2015 08:05:00 | 135.655 | \$ -79783.12 |
| 2117 | Buy | 19.10.2015 01:00:00 | 135.525 | 1.71 | 19.10.2015 03:40:00 | 135.632 | \$ 15979.59 |
| 2116 | Buy | 19.10.2015 00:00:00 | 135.591 | 1.73 | 19.10.2015 03:40:00 | 135.635 | \$ 5266.26 |
| 2118 | Sell | 19.10.2015 23:00:00 | 135.415 | 1.74 | 20.10.2015 00:05:00 | 135.389 | \$ 1779.79 |
| 1049 | Sell | 20.10.2015 21:25:00 | 0.95675 | 0.63 | 21.10.2015 03:55:00 | 0.9555 | \$ 8708.2 |
| 1368 | Buy | 22.10.2015 02:00:00 | 1.31334 | 0.15 | 22.10.2015 03:05:00 | 1.31397 | \$ 569.51 |
| 1050 | Buy | 23.10.2015 01:30:00 | 0.97276 | 0.62 | 23.10.2015 02:25:00 | 0.9734 | \$ 4564.1 |
| 1369 | Buy | 26.10.2015 00:01:00 | 1.31594 | 0.15 | 26.10.2015 00:54:00 | 1.31636 | \$ 317.92 |
| 2119 | Sell | 26.10.2015 00:00:00 | 133.568 | 1.76 | 26.10.2015 01:30:00 | 133.614 | \$ -10447.01 |
| 1052 | Buy | 26.10.2015 00:05:00 | 0.97841 | 0.62 | 26.10.2015 03:50:00 | 0.97892 | \$ 3635.76 |
| 1051 | Buy | 26.10.2015 00:00:00 | 0.97892 | 0.62 | 26.10.2015 03:50:00 | 0.97892 | \$ -6.2 |
| 1629 | Sell | 26.10.2015 02:20:00 | 1.10217 | 0.81 | 26.10.2015 08:10:00 | 1.10355 | \$ -11784.18 |
| 1628 | Sell | 26.10.2015 02:00:00 | 1.10202 | 0.81 | 26.10.2015 08:10:00 | 1.10356 | \$ -13150.47 |
| 1627 | Sell | 26.10.2015 01:55:00 | 1.10172 | 0.82 | 26.10.2015 08:10:00 | 1.10347 | \$ -15128.2 |
| 1626 | Sell | 26.10.2015 00:00:00 | 1.10021 | 0.83 | 26.10.2015 08:10:00 | 1.1034 | \$ -27912.85 |
| 1004 | Buy | 26.10.2015 01:30:00 | 121.348 | 0.28 | 26.10.2015 11:35:00 | 120.819 | \$ -15157.82 |
| 1373 | Sell | 26.10.2015 21:55:00 | 1.31612 | 0.15 | 26.10.2015 23:35:00 | 1.31597 | \$ -5.46 |
| 1372 | Sell | 26.10.2015 21:50:00 | 1.31591 | 0.15 | 26.10.2015 23:35:00 | 1.31605 | \$ -353.07 |
| 1371 | Sell | 26.10.2015 21:35:00 | 1.3158 | 0.15 | 26.10.2015 23:35:00 | 1.31611 | \$ -556.86 |
| 1370 | Sell | 26.10.2015 21:30:00 | 1.31531 | 0.15 | 26.10.2015 23:35:00 | 1.31602 | \$ -1036.33 |

| | | | | | | | |
|------|------|---------------------|---------|------|---------------------|---------|-------------|
| 2120 | Sell | 27.10.2015 00:00:00 | 133.912 | 1.75 | 27.10.2015 01:56:00 | 133.821 | \$ 13581.56 |
| 2124 | Sell | 28.10.2015 00:00:00 | 133.092 | 1.72 | 28.10.2015 02:05:00 | 132.886 | \$ 33142.83 |
| 2123 | Sell | 27.10.2015 23:55:00 | 133.042 | 1.74 | 28.10.2015 02:05:00 | 132.893 | \$ 23223.15 |
| 2122 | Sell | 27.10.2015 23:15:00 | 133.019 | 1.75 | 28.10.2015 02:05:00 | 132.894 | \$ 19156.99 |
| 2121 | Sell | 27.10.2015 23:00:00 | 132.95 | 1.77 | 28.10.2015 02:05:00 | 132.875 | \$ 10526.97 |
| 1869 | Sell | 28.10.2015 01:30:00 | 0.72062 | 0.15 | 28.10.2015 02:10:00 | 0.71909 | \$ 2234.06 |
| 2125 | Buy | 28.10.2015 21:25:00 | 132.187 | 1.8 | 28.10.2015 22:20:00 | 132.221 | \$ 3740.49 |
| 2126 | Buy | 28.10.2015 21:30:00 | 132.098 | 1.79 | 28.10.2015 22:20:00 | 132.207 | \$ 17146.54 |
| 2127 | Buy | 28.10.2015 21:40:00 | 132.072 | 1.77 | 28.10.2015 22:20:00 | 132.224 | \$ 24566.5 |
| 1633 | Buy | 28.10.2015 21:50:00 | 1.09047 | 0.79 | 28.10.2015 22:42:00 | 1.09103 | \$ 4661.79 |
| 1797 | Buy | 28.10.2015 21:50:00 | 1.52516 | 1.22 | 28.10.2015 22:42:00 | 1.52565 | \$ 6299.32 |
| 1374 | Sell | 28.10.2015 21:30:00 | 1.3194 | 0.15 | 28.10.2015 22:48:00 | 1.3187 | \$ 653.82 |
| 1375 | Sell | 28.10.2015 21:35:00 | 1.32095 | 0.15 | 28.10.2015 22:48:00 | 1.31877 | \$ 2427.89 |
| 1376 | Sell | 28.10.2015 21:45:00 | 1.32112 | 0.15 | 28.10.2015 22:48:00 | 1.31871 | \$ 2703.6 |
| 1008 | Sell | 28.10.2015 21:55:00 | 121.173 | 0.27 | 28.10.2015 23:30:00 | 120.962 | \$ 5363.53 |
| 1007 | Sell | 28.10.2015 21:50:00 | 121.155 | 0.27 | 28.10.2015 23:30:00 | 120.98 | \$ 4391.53 |
| 1006 | Sell | 28.10.2015 21:40:00 | 120.986 | 0.28 | 28.10.2015 23:30:00 | 120.979 | \$ -149.82 |
| 1005 | Sell | 28.10.2015 21:35:00 | 120.893 | 0.28 | 28.10.2015 23:30:00 | 120.968 | \$ -2445.82 |
| 1796 | Buy | 28.10.2015 21:45:00 | 1.52602 | 1.23 | 28.10.2015 23:35:00 | 1.52718 | \$ 15034.91 |
| 1795 | Buy | 28.10.2015 21:35:00 | 1.52676 | 1.25 | 28.10.2015 23:35:00 | 1.52731 | \$ 7244.53 |
| 1794 | Buy | 28.10.2015 21:30:00 | 1.52751 | 1.26 | 28.10.2015 23:35:00 | 1.52728 | \$ -3053.77 |
| 2129 | Buy | 28.10.2015 23:30:00 | 132.166 | 1.8 | 29.10.2015 00:50:00 | 132.315 | \$ 21994.96 |
| 2128 | Buy | 28.10.2015 23:15:00 | 132.18 | 1.81 | 29.10.2015 00:50:00 | 132.305 | \$ 17772.79 |
| 1632 | Buy | 28.10.2015 21:40:00 | 1.09146 | 0.8 | 29.10.2015 03:06:00 | 1.09176 | \$ 1117.88 |
| 1056 | Sell | 28.10.2015 21:45:00 | 0.99417 | 0.61 | 29.10.2015 05:20:00 | 0.99408 | \$ -410.71 |
| 1055 | Sell | 28.10.2015 21:40:00 | 0.99388 | 0.61 | 29.10.2015 05:20:00 | 0.99419 | \$ -3221.44 |
| 1054 | Sell | 28.10.2015 21:35:00 | 0.99336 | 0.62 | 29.10.2015 05:20:00 | 0.99423 | \$ -7273.79 |
| 1053 | Sell | 28.10.2015 21:30:00 | 0.99236 | 0.62 | 29.10.2015 05:20:00 | 0.99418 | \$ -14058.7 |
| 1631 | Buy | 28.10.2015 21:35:00 | 1.09257 | 0.81 | 29.10.2015 05:30:00 | 1.09283 | \$ 790.45 |
| 1630 | Buy | 28.10.2015 21:30:00 | 1.09338 | 0.82 | 29.10.2015 05:30:00 | 1.09287 | \$ -5853.18 |
| 385 | Buy | 28.10.2015 22:00:00 | 0.71483 | 0.18 | 29.10.2015 07:30:00 | 0.71622 | \$ 2896.71 |
| 384 | Buy | 28.10.2015 21:40:00 | 0.71492 | 0.19 | 29.10.2015 07:30:00 | 0.71608 | \$ 2462.82 |
| 383 | Buy | 28.10.2015 21:35:00 | 0.71557 | 0.19 | 29.10.2015 07:30:00 | 0.71611 | \$ 859.33 |
| 382 | Buy | 28.10.2015 21:30:00 | 0.71592 | 0.19 | 29.10.2015 07:30:00 | 0.71619 | \$ 161.04 |
| 1377 | Sell | 29.10.2015 02:30:00 | 1.31991 | 0.15 | 29.10.2015 09:15:00 | 1.32097 | \$ -1455.87 |
| 1009 | Buy | 30.10.2015 01:30:00 | 120.961 | 0.28 | 30.10.2015 03:00:00 | 121.042 | \$ 1922.18 |
| 386 | Sell | 02.11.2015 00:30:00 | 0.71463 | 0.19 | 02.11.2015 01:45:00 | 0.71373 | \$ 2095.34 |
| 1058 | Buy | 03.11.2015 22:20:00 | 0.99011 | 0.61 | 03.11.2015 23:45:00 | 0.99078 | \$ 4701.27 |
| 1057 | Buy | 03.11.2015 22:00:00 | 0.99043 | 0.62 | 03.11.2015 23:45:00 | 0.99075 | \$ 2278.95 |
| 1010 | Buy | 03.11.2015 22:30:00 | 120.971 | 0.28 | 03.11.2015 23:50:00 | 121.04 | \$ 1586.18 |
| 1378 | Buy | 03.11.2015 21:25:00 | 1.30436 | 0.15 | 03.11.2015 23:50:00 | 1.30617 | \$ 1983.21 |
| 1798 | Sell | 03.11.2015 22:00:00 | 1.54377 | 1.26 | 04.11.2015 00:00:00 | 1.54211 | \$ 21632.06 |
| 1380 | Sell | 04.11.2015 01:30:00 | 1.30695 | 0.15 | 04.11.2015 02:15:00 | 1.30613 | \$ 797.67 |
| 1379 | Sell | 04.11.2015 00:30:00 | 1.30672 | 0.15 | 04.11.2015 02:15:00 | 1.30616 | \$ 486.01 |
| 1635 | Sell | 03.11.2015 22:50:00 | 1.09668 | 0.81 | 04.11.2015 03:00:00 | 1.09577 | \$ 7704.16 |
| 1634 | Sell | 03.11.2015 22:00:00 | 1.09647 | 0.82 | 04.11.2015 03:00:00 | 1.09577 | \$ 5983.89 |
| 1384 | Buy | 04.11.2015 22:45:00 | 1.31559 | 0.15 | 05.11.2015 01:30:00 | 1.31551 | \$ -407.61 |
| 1383 | Buy | 04.11.2015 22:40:00 | 1.31575 | 0.15 | 05.11.2015 01:30:00 | 1.31564 | \$ -443.56 |
| 1382 | Buy | 04.11.2015 22:10:00 | 1.31589 | 0.15 | 05.11.2015 01:30:00 | 1.31565 | \$ -599.3 |
| 1381 | Buy | 04.11.2015 22:00:00 | 1.31638 | 0.15 | 05.11.2015 01:30:00 | 1.31559 | \$ -1258.23 |
| 1638 | Sell | 05.11.2015 00:15:00 | 1.08689 | 0.81 | 05.11.2015 01:45:00 | 1.08619 | \$ 5977.48 |
| 1637 | Sell | 04.11.2015 23:55:00 | 1.08658 | 0.82 | 05.11.2015 01:45:00 | 1.0863 | \$ 2218.33 |
| 1636 | Sell | 04.11.2015 23:30:00 | 1.08635 | 0.83 | 05.11.2015 01:45:00 | 1.08618 | \$ 1282.87 |
| 2130 | Sell | 04.11.2015 21:30:00 | 132.052 | 1.83 | 05.11.2015 01:45:00 | 131.983 | \$ 8986.05 |
| 1799 | Sell | 05.11.2015 22:30:00 | 1.52162 | 1.27 | 05.11.2015 23:25:00 | 1.52061 | \$ 13522.61 |
| 1060 | Buy | 05.11.2015 21:35:00 | 0.99483 | 0.61 | 06.11.2015 01:05:00 | 0.99546 | \$ 4411.8 |
| 1059 | Buy | 05.11.2015 21:30:00 | 0.995 | 0.62 | 06.11.2015 01:05:00 | 0.99532 | \$ 2270.38 |
| 1802 | Sell | 06.11.2015 02:25:00 | 1.52169 | 1.25 | 06.11.2015 05:40:00 | 1.52101 | \$ 8960.96 |
| 1801 | Sell | 06.11.2015 02:05:00 | 1.52141 | 1.26 | 06.11.2015 05:40:00 | 1.52114 | \$ 3586.49 |
| 1800 | Sell | 06.11.2015 00:40:00 | 1.52103 | 1.27 | 06.11.2015 05:40:00 | 1.52113 | \$ -1338.87 |

| | | | | | | | |
|------|------|---------------------|---------|------|---------------------|---------|--------------|
| 1011 | Buy | 09.11.2015 00:00:00 | 123.291 | 0.28 | 09.11.2015 00:05:00 | 123.293 | \$ -289.82 |
| 1385 | Buy | 09.11.2015 02:00:00 | 1.32985 | 0.15 | 09.11.2015 02:55:00 | 1.33085 | \$ 1012.79 |
| 1061 | Buy | 09.11.2015 00:00:00 | 1.00441 | 0.61 | 09.11.2015 03:00:00 | 1.00592 | \$ 10603.04 |
| 1012 | Buy | 09.11.2015 02:00:00 | 123.203 | 0.28 | 09.11.2015 03:40:00 | 123.401 | \$ 5198.18 |
| 1639 | Sell | 09.11.2015 02:30:00 | 1.07399 | 0.83 | 09.11.2015 07:50:00 | 1.07623 | \$ -19600.25 |
| 1805 | Sell | 09.11.2015 02:15:00 | 1.50565 | 1.26 | 09.11.2015 09:15:00 | 1.50629 | \$ -8501.31 |
| 1804 | Sell | 09.11.2015 02:10:00 | 1.50542 | 1.27 | 09.11.2015 09:15:00 | 1.50629 | \$ -11648.19 |
| 1803 | Sell | 09.11.2015 01:55:00 | 1.50504 | 1.28 | 09.11.2015 09:15:00 | 1.5061 | \$ -14303.79 |
| 2134 | Sell | 10.11.2015 22:30:00 | 132.028 | 1.78 | 11.11.2015 02:55:00 | 132.054 | \$ -7375.2 |
| 2133 | Sell | 10.11.2015 22:20:00 | 132.001 | 1.8 | 11.11.2015 02:55:00 | 132.059 | \$ -13217.45 |
| 2132 | Sell | 10.11.2015 22:10:00 | 131.98 | 1.82 | 11.11.2015 02:55:00 | 132.048 | \$ -15184.01 |
| 2131 | Sell | 10.11.2015 22:05:00 | 131.969 | 1.83 | 11.11.2015 02:55:00 | 132.063 | \$ -20025.36 |
| 1872 | Sell | 11.11.2015 02:20:00 | 0.70481 | 0.15 | 11.11.2015 07:45:00 | 0.70628 | \$ -2509.7 |
| 1871 | Sell | 11.11.2015 02:15:00 | 0.70433 | 0.15 | 11.11.2015 07:45:00 | 0.70633 | \$ -3347.77 |
| 1870 | Sell | 11.11.2015 02:00:00 | 0.70419 | 0.15 | 11.11.2015 07:45:00 | 0.70629 | \$ -3505.89 |
| 1807 | Sell | 11.11.2015 02:20:00 | 1.51385 | 1.26 | 11.11.2015 08:05:00 | 1.51599 | \$ -28426.26 |
| 1806 | Sell | 11.11.2015 02:00:00 | 1.51348 | 1.27 | 11.11.2015 08:05:00 | 1.51602 | \$ -34007.35 |
| 1643 | Sell | 11.11.2015 02:00:00 | 1.07359 | 0.8 | 11.11.2015 08:15:00 | 1.07512 | \$ -12903.77 |
| 1642 | Sell | 10.11.2015 23:45:00 | 1.07305 | 0.81 | 11.11.2015 08:15:00 | 1.0753 | \$ -19279.91 |
| 1641 | Sell | 10.11.2015 23:35:00 | 1.07262 | 0.82 | 11.11.2015 08:15:00 | 1.0751 | \$ -21506.21 |
| 1640 | Sell | 10.11.2015 23:30:00 | 1.0725 | 0.82 | 11.11.2015 08:15:00 | 1.07519 | \$ -23321.59 |
| 1645 | Sell | 12.11.2015 01:15:00 | 1.07643 | 0.8 | 12.11.2015 04:45:00 | 1.07624 | \$ 1602.43 |
| 1644 | Sell | 12.11.2015 01:00:00 | 1.07578 | 0.8 | 12.11.2015 04:45:00 | 1.07631 | \$ -4469.93 |
| 2135 | Sell | 12.11.2015 01:30:00 | 132.149 | 1.81 | 12.11.2015 06:30:00 | 132.229 | \$ -16871.95 |
| 1389 | Buy | 12.11.2015 22:05:00 | 1.32815 | 0.15 | 13.11.2015 00:00:00 | 1.32904 | \$ 838.83 |
| 1388 | Buy | 12.11.2015 21:35:00 | 1.32822 | 0.15 | 13.11.2015 00:00:00 | 1.32896 | \$ 659.13 |
| 1387 | Buy | 12.11.2015 21:30:00 | 1.32861 | 0.15 | 13.11.2015 00:00:00 | 1.32902 | \$ 263.77 |
| 1386 | Buy | 12.11.2015 21:25:00 | 1.32881 | 0.15 | 13.11.2015 00:00:00 | 1.32889 | \$ -131.59 |
| 2136 | Sell | 12.11.2015 23:20:00 | 132.655 | 1.8 | 13.11.2015 01:15:00 | 132.5 | \$ 25110.83 |
| 1649 | Sell | 12.11.2015 23:15:00 | 1.08169 | 0.77 | 13.11.2015 03:30:00 | 1.07918 | \$ 20311.81 |
| 1648 | Sell | 12.11.2015 23:05:00 | 1.08124 | 0.78 | 13.11.2015 03:30:00 | 1.07902 | \$ 18190.93 |
| 1647 | Sell | 12.11.2015 22:05:00 | 1.07981 | 0.79 | 13.11.2015 03:30:00 | 1.07917 | \$ 5265.26 |
| 1646 | Sell | 12.11.2015 22:00:00 | 1.0792 | 0.8 | 13.11.2015 03:30:00 | 1.07908 | \$ 946.31 |
| 2137 | Buy | 13.11.2015 02:30:00 | 132.408 | 1.81 | 13.11.2015 12:35:00 | 132.102 | \$ -57782.73 |
| 387 | Sell | 16.11.2015 00:00:00 | 0.70484 | 0.19 | 16.11.2015 00:05:00 | 0.70488 | \$ -338.22 |
| 2138 | Sell | 16.11.2015 00:00:00 | 131.293 | 1.81 | 16.11.2015 00:05:00 | 131.371 | \$ -16494.44 |
| 1013 | Buy | 16.11.2015 00:00:00 | 122.226 | 0.28 | 16.11.2015 01:05:00 | 122.336 | \$ 2734.18 |
| 1062 | Buy | 16.11.2015 00:00:00 | 1.00629 | 0.62 | 16.11.2015 01:15:00 | 1.00766 | \$ 9777.11 |
| 1650 | Sell | 16.11.2015 00:00:00 | 1.07403 | 0.82 | 16.11.2015 01:15:00 | 1.07104 | \$ 25847.61 |
| 1390 | Buy | 16.11.2015 00:30:00 | 1.33079 | 0.15 | 16.11.2015 01:18:00 | 1.33113 | \$ 222.08 |
| 1014 | Buy | 16.11.2015 01:20:00 | 122.288 | 0.28 | 16.11.2015 04:05:00 | 122.478 | \$ 4974.18 |
| 2140 | Buy | 16.11.2015 21:50:00 | 131.592 | 1.79 | 17.11.2015 00:55:00 | 131.689 | \$ 14196.6 |
| 2139 | Buy | 16.11.2015 21:30:00 | 131.648 | 1.8 | 17.11.2015 00:55:00 | 131.693 | \$ 4915.12 |
| 1391 | Buy | 16.11.2015 22:30:00 | 1.33229 | 0.15 | 17.11.2015 01:15:00 | 1.33337 | \$ 1066.47 |
| 1876 | Sell | 18.11.2015 22:25:00 | 0.71091 | 0.15 | 19.11.2015 00:40:00 | 0.71047 | \$ 424.66 |
| 1875 | Sell | 18.11.2015 22:20:00 | 0.71055 | 0.15 | 19.11.2015 00:40:00 | 0.71031 | \$ 108.41 |
| 1874 | Sell | 18.11.2015 22:15:00 | 0.71002 | 0.15 | 19.11.2015 00:40:00 | 0.71036 | \$ -808.71 |
| 1873 | Sell | 18.11.2015 22:00:00 | 0.70967 | 0.15 | 19.11.2015 00:40:00 | 0.71043 | \$ -1472.84 |
| 1392 | Buy | 18.11.2015 22:00:00 | 1.33363 | 0.15 | 19.11.2015 08:05:00 | 1.32556 | \$ -9980.03 |
| 1393 | Buy | 18.11.2015 22:10:00 | 1.33342 | 0.15 | 19.11.2015 08:10:00 | 1.32561 | \$ -9668.54 |
| 1394 | Buy | 18.11.2015 22:15:00 | 1.3332 | 0.15 | 19.11.2015 08:15:00 | 1.32569 | \$ -9309.13 |
| 1395 | Buy | 18.11.2015 22:25:00 | 1.33282 | 0.15 | 19.11.2015 08:30:00 | 1.32607 | \$ -8398.61 |
| 1878 | Sell | 19.11.2015 02:30:00 | 0.71293 | 0.15 | 19.11.2015 08:30:00 | 0.71594 | \$ -4944.83 |
| 1877 | Sell | 19.11.2015 01:30:00 | 0.71209 | 0.15 | 19.11.2015 08:30:00 | 0.71598 | \$ -6336.34 |
| 1063 | Buy | 19.11.2015 02:30:00 | 1.01818 | 0.61 | 19.11.2015 08:40:00 | 1.01637 | \$ -12723.01 |
| 1808 | Buy | 19.11.2015 22:30:00 | 1.52879 | 1.25 | 20.11.2015 04:20:00 | 1.52845 | \$ -5011.88 |
| 1809 | Sell | 23.11.2015 01:30:00 | 1.51934 | 1.25 | 23.11.2015 02:40:00 | 1.51814 | \$ 15813.45 |
| 2144 | Sell | 24.11.2015 02:00:00 | 130.765 | 1.77 | 24.11.2015 03:00:00 | 130.668 | \$ 14854.26 |
| 2143 | Sell | 24.11.2015 01:55:00 | 130.74 | 1.79 | 24.11.2015 03:00:00 | 130.664 | \$ 11263.77 |
| 2142 | Sell | 24.11.2015 01:30:00 | 130.722 | 1.8 | 24.11.2015 03:00:00 | 130.67 | \$ 7007.06 |

| | | | | | | | |
|------|------|---------------------|---------|------|---------------------|---------|--------------|
| 2141 | Sell | 24.11.2015 00:30:00 | 130.673 | 1.82 | 24.11.2015 03:00:00 | 130.658 | \$ 351.79 |
| 1811 | Sell | 24.11.2015 21:30:00 | 1.50922 | 1.24 | 24.11.2015 22:45:00 | 1.50826 | \$ 12549.56 |
| 1810 | Sell | 24.11.2015 21:25:00 | 1.5088 | 1.25 | 24.11.2015 22:45:00 | 1.50841 | \$ 5139.37 |
| 2145 | Buy | 30.11.2015 00:00:00 | 130.052 | 1.84 | 30.11.2015 06:40:00 | 129.939 | \$ -23184.85 |
| 1015 | Buy | 30.11.2015 00:00:00 | 122.804 | 0.28 | 30.11.2015 08:50:00 | 122.798 | \$ -513.82 |
| 1399 | Sell | 30.11.2015 22:25:00 | 1.33585 | 0.15 | 01.12.2015 00:35:00 | 1.33467 | \$ 1184.63 |
| 1398 | Sell | 30.11.2015 22:20:00 | 1.33572 | 0.15 | 01.12.2015 00:35:00 | 1.33448 | \$ 1256.56 |
| 1397 | Sell | 30.11.2015 22:15:00 | 1.33551 | 0.15 | 01.12.2015 00:35:00 | 1.33449 | \$ 992.84 |
| 1396 | Sell | 30.11.2015 22:00:00 | 1.33535 | 0.15 | 01.12.2015 00:35:00 | 1.3345 | \$ 789.06 |
| 1065 | Sell | 30.11.2015 23:05:00 | 1.02899 | 0.61 | 01.12.2015 03:20:00 | 1.02849 | \$ 3161.63 |
| 1064 | Sell | 30.11.2015 23:00:00 | 1.02871 | 0.61 | 01.12.2015 03:20:00 | 1.02839 | \$ 1896.8 |
| 1401 | Buy | 02.12.2015 00:25:00 | 1.33541 | 0.15 | 02.12.2015 02:55:00 | 1.33662 | \$ 1264.38 |
| 1400 | Buy | 02.12.2015 00:00:00 | 1.33567 | 0.15 | 02.12.2015 02:55:00 | 1.33661 | \$ 940.91 |
| 1068 | Buy | 02.12.2015 00:15:00 | 1.02531 | 0.61 | 02.12.2015 06:35:00 | 1.0267 | \$ 9759.93 |
| 1067 | Buy | 02.12.2015 00:10:00 | 1.02562 | 0.61 | 02.12.2015 06:35:00 | 1.02664 | \$ 7160.34 |
| 1066 | Buy | 02.12.2015 00:00:00 | 1.02585 | 0.61 | 02.12.2015 06:35:00 | 1.02671 | \$ 6036.19 |
| 1812 | Sell | 02.12.2015 22:25:00 | 1.49547 | 1.26 | 02.12.2015 23:59:00 | 1.49507 | \$ 5313.32 |
| 1653 | Sell | 02.12.2015 21:45:00 | 1.06232 | 0.81 | 03.12.2015 00:30:00 | 1.06081 | \$ 12694.57 |
| 1652 | Sell | 02.12.2015 21:30:00 | 1.0617 | 0.82 | 03.12.2015 00:30:00 | 1.06086 | \$ 7059.36 |
| 1651 | Sell | 02.12.2015 21:25:00 | 1.06129 | 0.83 | 03.12.2015 00:30:00 | 1.06076 | \$ 4432.91 |
| 1019 | Buy | 02.12.2015 21:45:00 | 123.151 | 0.27 | 03.12.2015 01:00:00 | 123.292 | \$ 3331.78 |
| 1018 | Buy | 02.12.2015 21:40:00 | 123.225 | 0.28 | 03.12.2015 01:00:00 | 123.285 | \$ 1187.18 |
| 1017 | Buy | 02.12.2015 21:30:00 | 123.249 | 0.28 | 03.12.2015 01:00:00 | 123.288 | \$ 599.18 |
| 1016 | Buy | 02.12.2015 21:25:00 | 123.275 | 0.28 | 03.12.2015 01:00:00 | 123.276 | \$ -464.82 |
| 1072 | Buy | 02.12.2015 21:50:00 | 1.01839 | 0.61 | 03.12.2015 01:05:00 | 1.01938 | \$ 6924.27 |
| 1071 | Buy | 02.12.2015 21:45:00 | 1.01873 | 0.61 | 03.12.2015 01:05:00 | 1.01938 | \$ 4535.46 |
| 1070 | Buy | 02.12.2015 21:30:00 | 1.01918 | 0.61 | 03.12.2015 01:05:00 | 1.01946 | \$ 1935.86 |
| 1069 | Buy | 02.12.2015 21:25:00 | 1.01974 | 0.62 | 03.12.2015 01:05:00 | 1.01941 | \$ -2388.48 |
| 1813 | Sell | 03.12.2015 00:00:00 | 1.49512 | 1.26 | 03.12.2015 02:35:00 | 1.49391 | \$ 16072.79 |
| 1403 | Buy | 03.12.2015 22:20:00 | 1.33343 | 0.15 | 03.12.2015 23:02:00 | 1.33368 | \$ 114.25 |
| 2146 | Buy | 03.12.2015 22:55:00 | 134.035 | 1.78 | 03.12.2015 23:18:00 | 134.076 | \$ 4912.07 |
| 1654 | Buy | 03.12.2015 22:55:00 | 1.09407 | 0.81 | 03.12.2015 23:20:00 | 1.09431 | \$ 2048.49 |
| 1404 | Buy | 03.12.2015 23:05:00 | 1.33343 | 0.15 | 03.12.2015 23:45:00 | 1.33507 | \$ 1779.54 |
| 1402 | Buy | 03.12.2015 22:00:00 | 1.3338 | 0.15 | 03.12.2015 23:45:00 | 1.33509 | \$ 1360.22 |
| 1023 | Sell | 04.12.2015 00:35:00 | 122.669 | 0.28 | 04.12.2015 02:05:00 | 122.582 | \$ 2090.18 |
| 1022 | Sell | 04.12.2015 00:30:00 | 122.653 | 0.28 | 04.12.2015 02:05:00 | 122.584 | \$ 1586.18 |
| 1021 | Sell | 04.12.2015 00:25:00 | 122.633 | 0.28 | 04.12.2015 02:05:00 | 122.576 | \$ 1250.18 |
| 1020 | Sell | 04.12.2015 00:00:00 | 122.599 | 0.28 | 04.12.2015 02:05:00 | 122.582 | \$ 130.18 |
| 1073 | Sell | 04.12.2015 00:35:00 | 0.99375 | 0.62 | 04.12.2015 02:05:00 | 0.99244 | \$ 9349.84 |
| 391 | Buy | 04.12.2015 00:25:00 | 0.72163 | 0.18 | 04.12.2015 02:10:00 | 0.72268 | \$ 2350.34 |
| 390 | Buy | 03.12.2015 22:55:00 | 0.72218 | 0.18 | 04.12.2015 02:10:00 | 0.72262 | \$ 760.19 |
| 389 | Buy | 03.12.2015 22:50:00 | 0.7224 | 0.19 | 04.12.2015 02:10:00 | 0.72273 | \$ 517.94 |
| 388 | Buy | 03.12.2015 22:45:00 | 0.72293 | 0.19 | 04.12.2015 02:10:00 | 0.72266 | \$ -1033.81 |
| 1817 | Buy | 04.12.2015 01:55:00 | 1.51324 | 1.24 | 04.12.2015 02:10:00 | 1.51497 | \$ 22605.05 |
| 1816 | Buy | 04.12.2015 01:30:00 | 1.51339 | 1.24 | 04.12.2015 02:10:00 | 1.51488 | \$ 19469.09 |
| 1815 | Buy | 04.12.2015 00:35:00 | 1.51347 | 1.25 | 04.12.2015 02:10:00 | 1.51482 | \$ 17782.03 |
| 1814 | Buy | 04.12.2015 00:25:00 | 1.51393 | 1.26 | 04.12.2015 02:10:00 | 1.51478 | \$ 11285.67 |
| 1880 | Buy | 04.12.2015 01:40:00 | 0.73259 | 0.14 | 04.12.2015 02:58:00 | 0.73281 | \$ 151.67 |
| 1879 | Buy | 04.12.2015 01:00:00 | 0.73295 | 0.14 | 04.12.2015 09:30:00 | 0.7323 | \$ -1131.89 |
| 1405 | Buy | 07.12.2015 00:00:00 | 1.33702 | 0.15 | 07.12.2015 01:10:00 | 1.33741 | \$ 281.98 |
| 1074 | Buy | 07.12.2015 00:00:00 | 0.997 | 0.62 | 07.12.2015 02:40:00 | 0.99767 | \$ 4778.34 |
| 1409 | Buy | 07.12.2015 23:55:00 | 1.35011 | 0.15 | 08.12.2015 02:05:00 | 1.35117 | \$ 1042.5 |
| 1408 | Buy | 07.12.2015 23:45:00 | 1.35047 | 0.15 | 08.12.2015 02:05:00 | 1.35121 | \$ 659.13 |
| 1407 | Buy | 07.12.2015 23:35:00 | 1.35076 | 0.15 | 08.12.2015 02:05:00 | 1.35131 | \$ 431.5 |
| 1406 | Buy | 07.12.2015 21:30:00 | 1.35095 | 0.15 | 08.12.2015 02:05:00 | 1.35117 | \$ 36.14 |
| 2147 | Sell | 08.12.2015 21:25:00 | 133.975 | 1.78 | 08.12.2015 23:25:00 | 133.951 | \$ 1887.03 |
| 1411 | Buy | 08.12.2015 23:35:00 | 1.35767 | 0.15 | 09.12.2015 02:10:00 | 1.35872 | \$ 1030.53 |
| 1410 | Buy | 08.12.2015 23:30:00 | 1.35779 | 0.15 | 09.12.2015 02:10:00 | 1.35862 | \$ 766.95 |
| 1075 | Sell | 09.12.2015 02:30:00 | 0.99351 | 0.62 | 09.12.2015 03:55:00 | 0.99289 | \$ 4421.84 |
| 1883 | Sell | 09.12.2015 00:45:00 | 0.72269 | 0.15 | 09.12.2015 04:10:00 | 0.72198 | \$ 937.44 |

| | | | | | | | |
|------|------|---------------------|---------|------|---------------------|---------|--------------|
| 1882 | Sell | 09.12.2015 00:40:00 | 0.72249 | 0.15 | 09.12.2015 04:10:00 | 0.7218 | \$ 905.8 |
| 1881 | Sell | 09.12.2015 00:30:00 | 0.72228 | 0.15 | 09.12.2015 04:10:00 | 0.72188 | \$ 447.24 |
| 394 | Sell | 09.12.2015 21:55:00 | 0.72693 | 0.19 | 09.12.2015 22:45:00 | 0.72571 | \$ 2923.78 |
| 393 | Sell | 09.12.2015 21:40:00 | 0.72684 | 0.19 | 09.12.2015 22:45:00 | 0.72562 | \$ 2923.78 |
| 392 | Sell | 09.12.2015 21:25:00 | 0.72664 | 0.19 | 09.12.2015 22:45:00 | 0.72564 | \$ 2354.22 |
| 1884 | Sell | 09.12.2015 22:30:00 | 0.72383 | 0.15 | 09.12.2015 23:16:00 | 0.72351 | \$ 320.74 |
| 1414 | Buy | 09.12.2015 23:20:00 | 1.35609 | 0.15 | 10.12.2015 00:00:00 | 1.35779 | \$ 1724.92 |
| 1413 | Buy | 09.12.2015 22:40:00 | 1.35642 | 0.15 | 10.12.2015 00:00:00 | 1.35781 | \$ 1353.52 |
| 1412 | Buy | 09.12.2015 22:30:00 | 1.35701 | 0.15 | 10.12.2015 00:00:00 | 1.35776 | \$ 586.77 |
| 1818 | Buy | 09.12.2015 22:00:00 | 1.51611 | 1.28 | 10.12.2015 00:00:00 | 1.5175 | \$ 17109.61 |
| 1656 | Buy | 10.12.2015 01:50:00 | 1.1016 | 0.81 | 10.12.2015 02:20:00 | 1.10208 | \$ 4096.98 |
| 1655 | Buy | 10.12.2015 01:00:00 | 1.10164 | 0.82 | 10.12.2015 02:20:00 | 1.10216 | \$ 4493.19 |
| 1027 | Sell | 10.12.2015 00:05:00 | 121.473 | 0.28 | 10.12.2015 02:40:00 | 121.535 | \$ -2081.82 |
| 1026 | Sell | 09.12.2015 23:05:00 | 121.46 | 0.28 | 10.12.2015 02:40:00 | 121.528 | \$ -2598.42 |
| 1025 | Sell | 09.12.2015 22:55:00 | 121.41 | 0.28 | 10.12.2015 02:40:00 | 121.526 | \$ -3942.42 |
| 1024 | Sell | 09.12.2015 22:30:00 | 121.351 | 0.29 | 10.12.2015 02:40:00 | 121.529 | \$ -5881.22 |
| 2151 | Sell | 10.12.2015 00:40:00 | 133.939 | 1.74 | 10.12.2015 02:50:00 | 133.897 | \$ 4977.29 |
| 2150 | Sell | 10.12.2015 00:30:00 | 133.921 | 1.75 | 10.12.2015 02:50:00 | 133.9 | \$ 1331.19 |
| 2149 | Sell | 10.12.2015 00:15:00 | 133.911 | 1.77 | 10.12.2015 02:50:00 | 133.898 | \$ -69.31 |
| 2148 | Sell | 09.12.2015 23:30:00 | 133.895 | 1.78 | 10.12.2015 02:50:00 | 133.899 | \$ -4286.13 |
| 1028 | Sell | 10.12.2015 21:30:00 | 121.631 | 0.28 | 10.12.2015 23:00:00 | 121.576 | \$ 1194.18 |
| 2155 | Sell | 10.12.2015 22:20:00 | 133.071 | 1.75 | 10.12.2015 23:50:00 | 133.004 | \$ 9396.08 |
| 2154 | Sell | 10.12.2015 22:10:00 | 133.064 | 1.76 | 10.12.2015 23:50:00 | 133.014 | \$ 6457.97 |
| 2153 | Sell | 10.12.2015 22:05:00 | 133.042 | 1.78 | 10.12.2015 23:50:00 | 133.016 | \$ 2259.69 |
| 2152 | Sell | 10.12.2015 22:00:00 | 133.031 | 1.79 | 10.12.2015 23:50:00 | 133.013 | \$ 840.75 |
| 1029 | Sell | 11.12.2015 02:30:00 | 121.962 | 0.28 | 11.12.2015 06:55:00 | 122.046 | \$ -2697.82 |
| 1886 | Buy | 11.12.2015 01:00:00 | 0.72641 | 0.15 | 11.12.2015 07:20:00 | 0.72516 | \$ -2161.17 |
| 1885 | Buy | 10.12.2015 23:00:00 | 0.72773 | 0.15 | 11.12.2015 07:20:00 | 0.72515 | \$ -4296.89 |
| 2159 | Sell | 11.12.2015 02:05:00 | 133.271 | 1.75 | 11.12.2015 09:05:00 | 133.454 | \$ -34357.19 |
| 2158 | Sell | 11.12.2015 01:55:00 | 133.222 | 1.76 | 11.12.2015 09:05:00 | 133.459 | \$ -44056.87 |
| 2157 | Sell | 11.12.2015 01:50:00 | 133.194 | 1.78 | 11.12.2015 09:05:00 | 133.455 | \$ -48828.96 |
| 2156 | Sell | 11.12.2015 01:30:00 | 133.166 | 1.8 | 11.12.2015 09:05:00 | 133.458 | \$ -54957.04 |
| 1030 | Sell | 14.12.2015 00:00:00 | 121.148 | 0.28 | 14.12.2015 00:22:00 | 121.069 | \$ 1866.18 |
| 2160 | Sell | 14.12.2015 00:00:00 | 133.068 | 1.75 | 14.12.2015 01:25:00 | 132.78 | \$ 48071.13 |
| 1032 | Sell | 14.12.2015 00:35:00 | 121.086 | 0.28 | 14.12.2015 01:35:00 | 120.855 | \$ 6122.18 |
| 1031 | Sell | 14.12.2015 00:25:00 | 121.07 | 0.28 | 14.12.2015 01:35:00 | 120.87 | \$ 5254.18 |
| 1822 | Buy | 14.12.2015 00:45:00 | 1.51896 | 1.23 | 14.12.2015 03:10:00 | 1.52031 | \$ 17497.52 |
| 1821 | Buy | 14.12.2015 00:35:00 | 1.52113 | 1.26 | 14.12.2015 03:10:00 | 1.52029 | \$ -11152.89 |
| 1820 | Buy | 14.12.2015 00:30:00 | 1.52143 | 1.27 | 14.12.2015 03:10:00 | 1.52024 | \$ -15925.32 |
| 1819 | Buy | 14.12.2015 00:00:00 | 1.52301 | 1.29 | 14.12.2015 03:10:00 | 1.52024 | \$ -37653.65 |
| 1659 | Buy | 14.12.2015 00:55:00 | 1.09731 | 0.81 | 14.12.2015 03:21:00 | 1.09752 | \$ 1792.43 |
| 1660 | Buy | 14.12.2015 01:00:00 | 1.0972 | 0.81 | 14.12.2015 03:39:00 | 1.09746 | \$ 2219.2 |
| 1658 | Buy | 14.12.2015 00:35:00 | 1.09758 | 0.82 | 14.12.2015 07:05:00 | 1.09633 | \$ -10800.94 |
| 1657 | Buy | 14.12.2015 00:30:00 | 1.09777 | 0.82 | 14.12.2015 07:05:00 | 1.09629 | \$ -12788.31 |
| 1077 | Sell | 14.12.2015 01:05:00 | 0.98401 | 0.63 | 14.12.2015 10:00:00 | 0.98465 | \$ -4650.91 |
| 1076 | Sell | 14.12.2015 00:30:00 | 0.98391 | 0.63 | 14.12.2015 10:00:00 | 0.98465 | \$ -5376.63 |
| 1080 | Sell | 14.12.2015 22:10:00 | 0.98633 | 0.62 | 15.12.2015 00:00:00 | 0.98511 | \$ 8355.7 |
| 1079 | Sell | 14.12.2015 22:05:00 | 0.9853 | 0.63 | 15.12.2015 00:00:00 | 0.98512 | \$ 942.98 |
| 1078 | Sell | 14.12.2015 22:00:00 | 0.98501 | 0.63 | 15.12.2015 00:00:00 | 0.98518 | \$ -1597.04 |
| 1036 | Sell | 14.12.2015 22:10:00 | 120.839 | 0.28 | 15.12.2015 00:35:00 | 120.92 | \$ -2730.02 |
| 1035 | Sell | 14.12.2015 21:50:00 | 120.828 | 0.28 | 15.12.2015 00:35:00 | 120.934 | \$ -3430.02 |
| 1034 | Sell | 14.12.2015 21:40:00 | 120.811 | 0.28 | 15.12.2015 00:35:00 | 120.933 | \$ -3878.02 |
| 1033 | Sell | 14.12.2015 21:35:00 | 120.785 | 0.29 | 15.12.2015 00:35:00 | 120.925 | \$ -4538.52 |
| 1664 | Buy | 14.12.2015 22:50:00 | 1.09879 | 0.8 | 15.12.2015 00:40:00 | 1.10002 | \$ 9898.53 |
| 1663 | Buy | 14.12.2015 22:10:00 | 1.09913 | 0.81 | 15.12.2015 00:40:00 | 1.10001 | \$ 7034.88 |
| 1662 | Buy | 14.12.2015 22:05:00 | 1.09956 | 0.81 | 15.12.2015 00:40:00 | 1.09996 | \$ 2937.9 |
| 1661 | Buy | 14.12.2015 22:00:00 | 1.09995 | 0.82 | 15.12.2015 00:40:00 | 1.09992 | \$ -741.35 |
| 1887 | Buy | 14.12.2015 23:00:00 | 0.72368 | 0.15 | 15.12.2015 00:40:00 | 0.72493 | \$ 1757.3 |
| 398 | Buy | 14.12.2015 23:00:00 | 0.72591 | 0.19 | 15.12.2015 02:05:00 | 0.72544 | \$ -1551.06 |
| 397 | Buy | 14.12.2015 22:50:00 | 0.7261 | 0.19 | 15.12.2015 02:05:00 | 0.72538 | \$ -2197.63 |

| | | | | | | | |
|------|------|---------------------|---------|------|---------------------|---------|--------------|
| 396 | Buy | 14.12.2015 21:40:00 | 0.72636 | 0.19 | 15.12.2015 02:05:00 | 0.72539 | \$ -2844.19 |
| 395 | Buy | 14.12.2015 21:25:00 | 0.72669 | 0.19 | 15.12.2015 02:05:00 | 0.7254 | \$ -3671.8 |
| 1824 | Sell | 15.12.2015 00:35:00 | 1.51708 | 1.26 | 15.12.2015 03:52:00 | 1.51613 | \$ 12619.13 |
| 1825 | Sell | 15.12.2015 00:40:00 | 1.51735 | 1.25 | 15.12.2015 03:52:00 | 1.51594 | \$ 18580.8 |
| 1826 | Sell | 15.12.2015 00:45:00 | 1.51792 | 1.24 | 15.12.2015 03:52:00 | 1.51606 | \$ 24314.76 |
| 1037 | Sell | 15.12.2015 02:00:00 | 121.127 | 0.28 | 15.12.2015 03:55:00 | 120.97 | \$ 4050.18 |
| 1823 | Sell | 15.12.2015 00:30:00 | 1.51587 | 1.27 | 15.12.2015 08:10:00 | 1.51634 | \$ -6292.7 |
| 1416 | Sell | 15.12.2015 22:30:00 | 1.37443 | 0.15 | 16.12.2015 00:00:00 | 1.37322 | \$ 1220.59 |
| 1415 | Sell | 15.12.2015 21:30:00 | 1.37388 | 0.15 | 16.12.2015 00:00:00 | 1.37313 | \$ 669.19 |
| 1038 | Buy | 16.12.2015 00:00:00 | 121.665 | 0.28 | 16.12.2015 02:05:00 | 121.758 | \$ 2258.18 |
| 1891 | Sell | 16.12.2015 01:00:00 | 0.72019 | 0.15 | 16.12.2015 03:40:00 | 0.71926 | \$ 1285.31 |
| 1890 | Sell | 15.12.2015 23:30:00 | 0.71983 | 0.15 | 16.12.2015 03:40:00 | 0.71924 | \$ 719.07 |
| 1889 | Sell | 15.12.2015 23:25:00 | 0.71977 | 0.15 | 16.12.2015 03:40:00 | 0.71925 | \$ 608.38 |
| 1888 | Sell | 15.12.2015 22:00:00 | 0.71951 | 0.15 | 16.12.2015 03:40:00 | 0.7193 | \$ 118.2 |
| 1666 | Sell | 16.12.2015 01:15:00 | 1.0938 | 0.82 | 16.12.2015 06:05:00 | 1.09361 | \$ 1642.49 |
| 1665 | Sell | 15.12.2015 23:30:00 | 1.09323 | 0.82 | 16.12.2015 06:05:00 | 1.09369 | \$ -4043.94 |
| 1828 | Sell | 16.12.2015 02:00:00 | 1.50438 | 1.28 | 16.12.2015 06:20:00 | 1.50498 | \$ -8096.49 |
| 1827 | Sell | 16.12.2015 01:35:00 | 1.50415 | 1.29 | 16.12.2015 06:20:00 | 1.505 | \$ -11559.64 |
| 2161 | Sell | 15.12.2015 23:30:00 | 133.028 | 1.76 | 16.12.2015 09:35:00 | 133.506 | \$ -86862.0 |
| 2162 | Sell | 16.12.2015 02:30:00 | 133.159 | 1.74 | 16.12.2015 10:15:00 | 133.253 | \$ -18672.9 |
| 2163 | Buy | 16.12.2015 22:30:00 | 133.243 | 1.73 | 16.12.2015 22:48:00 | 133.416 | \$ 27623.88 |
| 1667 | Buy | 16.12.2015 22:30:00 | 1.08993 | 0.82 | 16.12.2015 22:50:00 | 1.09152 | \$ 13738.79 |
| 1082 | Sell | 16.12.2015 22:40:00 | 0.99151 | 0.62 | 16.12.2015 23:02:00 | 0.99076 | \$ 5350.31 |
| 1084 | Sell | 16.12.2015 23:10:00 | 0.99122 | 0.62 | 17.12.2015 00:05:00 | 0.98858 | \$ 17794.67 |
| 1083 | Sell | 16.12.2015 23:05:00 | 0.99112 | 0.62 | 17.12.2015 00:05:00 | 0.98864 | \$ 16651.95 |
| 1081 | Sell | 16.12.2015 22:30:00 | 0.99046 | 0.63 | 17.12.2015 00:05:00 | 0.98861 | \$ 12348.49 |
| 1087 | Sell | 17.12.2015 01:15:00 | 0.99339 | 0.62 | 17.12.2015 02:44:00 | 0.99242 | \$ 6921.55 |
| 1088 | Sell | 17.12.2015 01:20:00 | 0.99357 | 0.62 | 17.12.2015 02:44:00 | 0.99246 | \$ 7921.43 |
| 1894 | Buy | 17.12.2015 01:15:00 | 0.7199 | 0.15 | 17.12.2015 02:55:00 | 0.72024 | \$ 352.19 |
| 1895 | Buy | 17.12.2015 01:20:00 | 0.71947 | 0.15 | 17.12.2015 02:55:00 | 0.72035 | \$ 1205.79 |
| 2164 | Buy | 17.12.2015 01:40:00 | 133.116 | 1.74 | 17.12.2015 02:56:00 | 133.142 | \$ 2207.73 |
| 400 | Buy | 17.12.2015 01:30:00 | 0.72562 | 0.19 | 17.12.2015 07:45:00 | 0.72586 | \$ 386.04 |
| 399 | Buy | 16.12.2015 22:30:00 | 0.72685 | 0.19 | 17.12.2015 07:45:00 | 0.7258 | \$ -3252.83 |
| 1668 | Buy | 16.12.2015 23:05:00 | 1.09048 | 0.83 | 17.12.2015 08:20:00 | 1.08585 | \$ -41958.59 |
| 1893 | Buy | 17.12.2015 01:05:00 | 0.72017 | 0.15 | 17.12.2015 09:00:00 | 0.71865 | \$ -2587.97 |
| 1892 | Buy | 17.12.2015 01:00:00 | 0.72048 | 0.15 | 17.12.2015 09:00:00 | 0.71865 | \$ -3078.0 |
| 1086 | Sell | 17.12.2015 01:05:00 | 0.99187 | 0.63 | 17.12.2015 09:05:00 | 0.9947 | \$ -20544.19 |
| 1085 | Sell | 17.12.2015 01:00:00 | 0.9913 | 0.63 | 17.12.2015 09:05:00 | 0.99458 | \$ -23809.93 |
| 1419 | Buy | 17.12.2015 22:15:00 | 1.39447 | 0.15 | 17.12.2015 23:40:00 | 1.39481 | \$ 222.08 |
| 1896 | Sell | 17.12.2015 23:00:00 | 0.71298 | 0.15 | 18.12.2015 00:15:00 | 0.71182 | \$ 1620.39 |
| 1042 | Buy | 18.12.2015 00:20:00 | 122.448 | 0.28 | 18.12.2015 01:38:00 | 122.486 | \$ 718.18 |
| 1421 | Buy | 18.12.2015 00:10:00 | 1.39359 | 0.15 | 18.12.2015 02:15:00 | 1.3944 | \$ 785.16 |
| 1420 | Buy | 18.12.2015 00:00:00 | 1.39369 | 0.15 | 18.12.2015 02:15:00 | 1.39455 | \$ 845.07 |
| 1418 | Buy | 17.12.2015 22:10:00 | 1.39477 | 0.15 | 18.12.2015 02:15:00 | 1.39445 | \$ -610.81 |
| 1417 | Buy | 17.12.2015 22:05:00 | 1.39522 | 0.15 | 18.12.2015 02:15:00 | 1.39453 | \$ -1054.08 |
| 1672 | Sell | 18.12.2015 00:20:00 | 1.08377 | 0.8 | 18.12.2015 03:40:00 | 1.08306 | \$ 5988.03 |
| 1671 | Sell | 18.12.2015 00:15:00 | 1.08345 | 0.8 | 18.12.2015 03:40:00 | 1.08302 | \$ 3626.55 |
| 1670 | Sell | 18.12.2015 00:05:00 | 1.08318 | 0.81 | 18.12.2015 03:40:00 | 1.08298 | \$ 1707.86 |
| 1669 | Sell | 18.12.2015 00:00:00 | 1.08269 | 0.82 | 18.12.2015 03:40:00 | 1.08307 | \$ -3284.98 |
| 1043 | Buy | 18.12.2015 02:00:00 | 122.462 | 0.28 | 18.12.2015 05:40:00 | 122.593 | \$ 3322.18 |
| 1041 | Buy | 18.12.2015 00:10:00 | 122.478 | 0.28 | 18.12.2015 05:40:00 | 122.591 | \$ 2818.18 |
| 1040 | Buy | 18.12.2015 00:05:00 | 122.501 | 0.28 | 18.12.2015 05:40:00 | 122.588 | \$ 2090.18 |
| 1039 | Buy | 18.12.2015 00:00:00 | 122.547 | 0.28 | 18.12.2015 05:40:00 | 122.591 | \$ 886.18 |
| 1897 | Sell | 18.12.2015 02:00:00 | 0.71268 | 0.15 | 18.12.2015 05:55:00 | 0.71231 | \$ 399.8 |
| 1829 | Sell | 17.12.2015 23:00:00 | 1.48986 | 1.28 | 18.12.2015 09:05:00 | 1.49317 | \$ -45090.47 |
| 1090 | Buy | 18.12.2015 00:55:00 | 0.99501 | 0.63 | 18.12.2015 10:15:00 | 0.99498 | \$ -223.99 |
| 1089 | Buy | 18.12.2015 00:30:00 | 0.99513 | 0.63 | 18.12.2015 10:15:00 | 0.99501 | \$ -877.05 |
| 1832 | Sell | 18.12.2015 00:35:00 | 1.49061 | 1.25 | 18.12.2015 10:15:00 | 1.49176 | \$ -15154.56 |
| 1831 | Sell | 18.12.2015 00:30:00 | 1.49037 | 1.26 | 18.12.2015 10:15:00 | 1.49163 | \$ -16736.96 |
| 1830 | Sell | 18.12.2015 00:20:00 | 1.49021 | 1.27 | 18.12.2015 10:15:00 | 1.49165 | \$ -19279.76 |

| | | | | | | | |
|------|------|---------------------|---------|------|---------------------|---------|--------------|
| 1899 | Buy | 21.12.2015 00:10:00 | 0.71677 | 0.15 | 21.12.2015 01:05:00 | 0.71764 | \$ 1189.98 |
| 1898 | Buy | 21.12.2015 00:00:00 | 0.71704 | 0.15 | 21.12.2015 01:05:00 | 0.71757 | \$ 652.53 |
| 1422 | Sell | 21.12.2015 00:00:00 | 1.39337 | 0.15 | 21.12.2015 05:50:00 | 1.39237 | \$ 1013.43 |
| 1423 | Buy | 21.12.2015 21:25:00 | 1.39502 | 0.15 | 21.12.2015 22:26:00 | 1.39618 | \$ 1204.48 |
| 1673 | Buy | 22.12.2015 01:00:00 | 1.091 | 0.82 | 22.12.2015 03:40:00 | 1.09167 | \$ 5789.3 |
| 2165 | Buy | 22.12.2015 02:30:00 | 132.164 | 1.75 | 22.12.2015 05:40:00 | 132.398 | \$ 38637.15 |
| 2167 | Buy | 22.12.2015 23:00:00 | 132.533 | 1.74 | 22.12.2015 23:55:00 | 132.685 | \$ 24141.89 |
| 2166 | Buy | 22.12.2015 22:00:00 | 132.575 | 1.76 | 22.12.2015 23:55:00 | 132.668 | \$ 14034.64 |
| 1091 | Sell | 22.12.2015 22:00:00 | 0.98786 | 0.64 | 23.12.2015 00:00:00 | 0.98673 | \$ 7961.73 |
| 1834 | Sell | 22.12.2015 23:55:00 | 1.48241 | 1.25 | 23.12.2015 02:00:00 | 1.4821 | \$ 3670.25 |
| 1833 | Sell | 22.12.2015 23:30:00 | 1.48224 | 1.26 | 23.12.2015 02:00:00 | 1.48199 | \$ 2902.62 |
| 1674 | Buy | 22.12.2015 22:00:00 | 1.09514 | 0.82 | 23.12.2015 02:35:00 | 1.09522 | \$ 209.13 |
| 404 | Buy | 23.12.2015 00:10:00 | 0.73874 | 0.18 | 23.12.2015 03:20:00 | 0.73877 | \$ -148.8 |
| 403 | Buy | 22.12.2015 23:30:00 | 0.73883 | 0.19 | 23.12.2015 03:20:00 | 0.73876 | \$ -516.55 |
| 402 | Buy | 22.12.2015 23:15:00 | 0.73907 | 0.19 | 23.12.2015 03:20:00 | 0.73879 | \$ -1059.68 |
| 401 | Buy | 22.12.2015 22:00:00 | 0.73932 | 0.19 | 23.12.2015 03:20:00 | 0.73868 | \$ -1990.72 |
| 1901 | Sell | 23.12.2015 22:25:00 | 0.72422 | 0.15 | 23.12.2015 23:40:00 | 0.7235 | \$ 953.25 |
| 1900 | Sell | 23.12.2015 22:00:00 | 0.72398 | 0.15 | 23.12.2015 23:40:00 | 0.72362 | \$ 383.99 |
| 406 | Sell | 23.12.2015 23:00:00 | 0.73417 | 0.19 | 24.12.2015 00:05:00 | 0.73339 | \$ 1699.32 |
| 405 | Sell | 23.12.2015 21:25:00 | 0.73394 | 0.19 | 24.12.2015 00:05:00 | 0.73349 | \$ 844.99 |
| 1678 | Sell | 23.12.2015 22:40:00 | 1.09182 | 0.81 | 24.12.2015 00:17:00 | 1.09166 | \$ 1166.56 |
| 2171 | Sell | 23.12.2015 21:50:00 | 131.866 | 1.73 | 24.12.2015 00:40:00 | 131.836 | \$ 1751.12 |
| 2170 | Sell | 23.12.2015 21:45:00 | 131.863 | 1.75 | 24.12.2015 00:40:00 | 131.83 | \$ 2296.45 |
| 2169 | Sell | 23.12.2015 21:35:00 | 131.851 | 1.76 | 24.12.2015 00:40:00 | 131.833 | \$ -330.21 |
| 2168 | Sell | 23.12.2015 21:30:00 | 131.798 | 1.78 | 24.12.2015 00:40:00 | 131.843 | \$ -11546.98 |
| 1675 | Sell | 23.12.2015 21:35:00 | 1.09097 | 0.83 | 24.12.2015 07:40:00 | 1.09344 | \$ -21817.41 |
| 1676 | Sell | 23.12.2015 21:45:00 | 1.09123 | 0.82 | 24.12.2015 07:50:00 | 1.09342 | \$ -19134.05 |
| 1677 | Sell | 23.12.2015 21:55:00 | 1.09153 | 0.81 | 24.12.2015 07:55:00 | 1.0934 | \$ -16168.14 |
| 1092 | Buy | 23.12.2015 22:00:00 | 0.99113 | 0.64 | 24.12.2015 08:00:00 | 0.98806 | \$ -22663.31 |
| 1093 | Buy | 23.12.2015 22:05:00 | 0.99091 | 0.64 | 24.12.2015 08:07:00 | 0.98814 | \$ -20451.88 |
| 1094 | Buy | 23.12.2015 22:25:00 | 0.99059 | 0.63 | 24.12.2015 08:30:00 | 0.98834 | \$ -16359.05 |
| 1095 | Buy | 23.12.2015 22:40:00 | 0.99044 | 0.63 | 24.12.2015 08:35:00 | 0.98888 | \$ -11352.22 |
| 1424 | Buy | 25.12.2015 00:02:00 | 1.38154 | 0.15 | 25.12.2015 00:55:00 | 1.3833 | \$ 1923.31 |
| 1838 | Buy | 24.12.2015 22:51:00 | 1.4907 | 1.23 | 25.12.2015 01:10:00 | 1.49124 | \$ 6474.11 |
| 1837 | Buy | 24.12.2015 21:40:00 | 1.49084 | 1.24 | 25.12.2015 01:10:00 | 1.49111 | \$ 2998.78 |
| 1836 | Buy | 24.12.2015 21:35:00 | 1.49145 | 1.25 | 25.12.2015 01:10:00 | 1.49112 | \$ -4880.16 |
| 1835 | Buy | 24.12.2015 21:30:00 | 1.49171 | 1.26 | 25.12.2015 01:10:00 | 1.49118 | \$ -7574.64 |
| 1427 | Sell | 28.12.2015 01:05:00 | 1.38394 | 0.15 | 28.12.2015 02:53:00 | 1.38376 | \$ 30.51 |
| 1428 | Sell | 28.12.2015 01:20:00 | 1.38406 | 0.15 | 28.12.2015 02:53:00 | 1.3838 | \$ 126.4 |
| 1426 | Sell | 28.12.2015 01:00:00 | 1.38334 | 0.15 | 28.12.2015 04:35:00 | 1.38346 | \$ -329.1 |
| 1425 | Sell | 28.12.2015 00:40:00 | 1.38296 | 0.15 | 28.12.2015 04:35:00 | 1.38346 | \$ -784.6 |
| 1840 | Sell | 29.12.2015 02:05:00 | 1.48926 | 1.25 | 29.12.2015 09:30:00 | 1.4901 | \$ -11069.42 |
| 1839 | Sell | 29.12.2015 02:00:00 | 1.48903 | 1.26 | 29.12.2015 09:30:00 | 1.49016 | \$ -15010.13 |
| 1429 | Buy | 29.12.2015 21:25:00 | 1.38198 | 0.15 | 29.12.2015 23:05:00 | 1.38287 | \$ 881.0 |
| 1842 | Sell | 29.12.2015 21:35:00 | 1.48285 | 1.24 | 29.12.2015 23:15:00 | 1.48214 | \$ 9281.44 |
| 1841 | Sell | 29.12.2015 21:25:00 | 1.4821 | 1.25 | 29.12.2015 23:15:00 | 1.48221 | \$ -1449.56 |
| 1096 | Buy | 29.12.2015 22:00:00 | 0.99087 | 0.63 | 29.12.2015 23:45:00 | 0.99242 | \$ 11240.93 |
| 1680 | Sell | 29.12.2015 21:35:00 | 1.09402 | 0.81 | 29.12.2015 23:45:00 | 1.09238 | \$ 14004.39 |
| 1679 | Sell | 29.12.2015 21:25:00 | 1.09328 | 0.81 | 29.12.2015 23:45:00 | 1.09235 | \$ 7941.51 |
| 2173 | Sell | 29.12.2015 23:05:00 | 131.739 | 1.76 | 29.12.2015 23:45:00 | 131.629 | \$ 17041.39 |
| 2172 | Sell | 29.12.2015 21:35:00 | 131.72 | 1.78 | 29.12.2015 23:45:00 | 131.639 | \$ 12073.33 |
| 1430 | Sell | 30.12.2015 00:00:00 | 1.3842 | 0.15 | 30.12.2015 01:35:00 | 1.38354 | \$ 605.88 |
| 1682 | Sell | 30.12.2015 22:40:00 | 1.09333 | 0.81 | 31.12.2015 00:20:00 | 1.09251 | \$ 6802.48 |
| 1681 | Sell | 30.12.2015 22:30:00 | 1.09307 | 0.82 | 31.12.2015 00:20:00 | 1.0925 | \$ 4725.29 |
| 1097 | Sell | 31.12.2015 00:00:00 | 0.98857 | 0.63 | 31.12.2015 01:40:00 | 0.98819 | \$ 2751.44 |
| 1431 | Buy | 31.12.2015 00:30:00 | 1.38724 | 0.15 | 31.12.2015 06:10:00 | 1.38748 | \$ 102.27 |
| 1844 | Sell | 31.12.2015 22:45:00 | 1.47483 | 1.25 | 31.12.2015 23:45:00 | 1.47266 | \$ 28595.99 |
| 1843 | Sell | 31.12.2015 22:30:00 | 1.47477 | 1.25 | 31.12.2015 23:45:00 | 1.47281 | \$ 25828.63 |
| 2174 | Sell | 04.01.2016 00:35:00 | 130.729 | 1.8 | 04.01.2016 01:30:00 | 130.529 | \$ 33646.9 |
| 1432 | Sell | 04.01.2016 01:00:00 | 1.3869 | 0.15 | 04.01.2016 01:52:00 | 1.38531 | \$ 1720.67 |

| | | | | | | | |
|------|------|---------------------|---------|------|---------------------|---------|--------------|
| 1434 | Sell | 04.01.2016 02:00:00 | 1.3874 | 0.15 | 04.01.2016 02:36:00 | 1.38595 | \$ 1552.84 |
| 1099 | Buy | 04.01.2016 00:35:00 | 0.99938 | 0.63 | 04.01.2016 02:40:00 | 1.00074 | \$ 9862.24 |
| 1098 | Buy | 04.01.2016 00:30:00 | 0.9998 | 0.63 | 04.01.2016 02:40:00 | 1.00078 | \$ 7104.85 |
| 1433 | Sell | 04.01.2016 01:55:00 | 1.38581 | 0.15 | 04.01.2016 11:35:00 | 1.39208 | \$ -7701.08 |
| 1905 | Sell | 04.01.2016 23:15:00 | 0.71941 | 0.15 | 05.01.2016 00:20:00 | 0.71822 | \$ 1667.82 |
| 1904 | Sell | 04.01.2016 23:10:00 | 0.71929 | 0.15 | 05.01.2016 00:20:00 | 0.71836 | \$ 1256.7 |
| 1903 | Sell | 04.01.2016 23:00:00 | 0.71883 | 0.15 | 05.01.2016 00:20:00 | 0.7183 | \$ 624.19 |
| 1902 | Sell | 04.01.2016 22:05:00 | 0.71857 | 0.15 | 05.01.2016 00:20:00 | 0.71824 | \$ 307.95 |
| 2178 | Sell | 04.01.2016 22:45:00 | 129.327 | 1.78 | 05.01.2016 00:20:00 | 129.255 | \$ 10117.04 |
| 2177 | Sell | 04.01.2016 22:15:00 | 129.27 | 1.8 | 05.01.2016 00:20:00 | 129.263 | \$ -1468.49 |
| 2176 | Sell | 04.01.2016 22:10:00 | 129.241 | 1.82 | 05.01.2016 00:20:00 | 129.262 | \$ -6579.99 |
| 2175 | Sell | 04.01.2016 22:05:00 | 129.217 | 1.83 | 05.01.2016 00:20:00 | 129.261 | \$ -10824.87 |
| 1436 | Buy | 04.01.2016 23:20:00 | 1.39379 | 0.15 | 05.01.2016 00:22:00 | 1.3941 | \$ 143.97 |
| 1102 | Buy | 04.01.2016 23:40:00 | 1.00171 | 0.63 | 05.01.2016 01:15:00 | 1.00243 | \$ 5209.51 |
| 1101 | Buy | 04.01.2016 22:05:00 | 1.00188 | 0.64 | 05.01.2016 01:15:00 | 1.00249 | \$ 4481.34 |
| 1100 | Buy | 04.01.2016 22:00:00 | 1.00215 | 0.64 | 05.01.2016 01:15:00 | 1.00242 | \$ 1975.04 |
| 1686 | Sell | 04.01.2016 23:45:00 | 1.08375 | 0.82 | 05.01.2016 01:45:00 | 1.0826 | \$ 9874.0 |
| 1685 | Sell | 04.01.2016 22:15:00 | 1.08341 | 0.82 | 05.01.2016 01:45:00 | 1.08255 | \$ 7367.04 |
| 1684 | Sell | 04.01.2016 22:05:00 | 1.08318 | 0.83 | 05.01.2016 01:45:00 | 1.08243 | \$ 6494.37 |
| 1683 | Sell | 04.01.2016 22:00:00 | 1.08273 | 0.84 | 05.01.2016 01:45:00 | 1.08246 | \$ 2321.95 |
| 1845 | Sell | 04.01.2016 22:05:00 | 1.47191 | 1.27 | 05.01.2016 02:49:00 | 1.47178 | \$ 1319.01 |
| 1846 | Sell | 04.01.2016 23:00:00 | 1.47232 | 1.26 | 05.01.2016 02:49:00 | 1.47178 | \$ 6754.77 |
| 1847 | Sell | 04.01.2016 23:10:00 | 1.47247 | 1.25 | 05.01.2016 02:49:00 | 1.47169 | \$ 9863.85 |
| 1848 | Sell | 04.01.2016 23:20:00 | 1.47266 | 1.24 | 05.01.2016 02:49:00 | 1.47168 | \$ 12399.42 |
| 2179 | Sell | 05.01.2016 02:00:00 | 129.311 | 1.83 | 05.01.2016 02:55:00 | 129.164 | \$ 24534.55 |
| 1437 | Buy | 05.01.2016 01:00:00 | 1.39283 | 0.15 | 05.01.2016 07:25:00 | 1.39133 | \$ -1982.33 |
| 1435 | Buy | 04.01.2016 23:00:00 | 1.39407 | 0.15 | 05.01.2016 07:25:00 | 1.39144 | \$ -3378.3 |
| 1440 | Buy | 05.01.2016 23:35:00 | 1.39797 | 0.15 | 06.01.2016 00:11:00 | 1.39848 | \$ 383.57 |
| 1441 | Buy | 05.01.2016 23:45:00 | 1.39774 | 0.15 | 06.01.2016 00:11:00 | 1.39848 | \$ 659.12 |
| 1690 | Sell | 05.01.2016 23:35:00 | 1.07544 | 0.83 | 06.01.2016 02:10:00 | 1.07457 | \$ 7544.37 |
| 1689 | Sell | 05.01.2016 22:55:00 | 1.07525 | 0.84 | 06.01.2016 02:10:00 | 1.07463 | \$ 5421.39 |
| 1688 | Sell | 05.01.2016 22:45:00 | 1.07508 | 0.85 | 06.01.2016 02:10:00 | 1.07453 | \$ 4858.66 |
| 1687 | Sell | 05.01.2016 22:05:00 | 1.07458 | 0.85 | 06.01.2016 02:10:00 | 1.07448 | \$ 826.23 |
| 2183 | Sell | 05.01.2016 22:40:00 | 127.904 | 1.81 | 06.01.2016 02:40:00 | 127.921 | \$ -5795.71 |
| 2182 | Sell | 05.01.2016 22:35:00 | 127.889 | 1.82 | 06.01.2016 02:40:00 | 127.932 | \$ -10559.55 |
| 2181 | Sell | 05.01.2016 22:25:00 | 127.872 | 1.84 | 06.01.2016 02:40:00 | 127.935 | \$ -14355.07 |
| 2180 | Sell | 05.01.2016 21:25:00 | 127.849 | 1.85 | 06.01.2016 02:40:00 | 127.937 | \$ -19057.68 |
| 1104 | Buy | 05.01.2016 22:05:00 | 1.00842 | 0.64 | 06.01.2016 02:42:00 | 1.00906 | \$ 4702.49 |
| 1103 | Buy | 05.01.2016 22:00:00 | 1.00862 | 0.64 | 06.01.2016 02:42:00 | 1.00913 | \$ 3744.2 |
| 1442 | Buy | 06.01.2016 01:05:00 | 1.39734 | 0.15 | 06.01.2016 03:10:00 | 1.3995 | \$ 2402.53 |
| 1439 | Buy | 05.01.2016 23:30:00 | 1.39848 | 0.15 | 06.01.2016 03:10:00 | 1.39944 | \$ 922.7 |
| 1438 | Buy | 05.01.2016 23:20:00 | 1.3987 | 0.15 | 06.01.2016 03:10:00 | 1.39946 | \$ 683.08 |
| 1907 | Sell | 05.01.2016 23:25:00 | 0.71662 | 0.15 | 06.01.2016 03:20:00 | 0.7132 | \$ 5194.02 |
| 1906 | Sell | 05.01.2016 23:00:00 | 0.71625 | 0.15 | 06.01.2016 03:20:00 | 0.71327 | \$ 4498.27 |
| 1692 | Sell | 06.01.2016 21:50:00 | 1.07948 | 0.85 | 07.01.2016 00:05:00 | 1.07767 | \$ 16009.75 |
| 1691 | Sell | 06.01.2016 21:45:00 | 1.07884 | 0.86 | 07.01.2016 00:05:00 | 1.07765 | \$ 10576.94 |
| 1105 | Buy | 06.01.2016 22:00:00 | 1.00642 | 0.65 | 07.01.2016 00:55:00 | 1.00767 | \$ 9324.84 |
| 1910 | Sell | 07.01.2016 01:35:00 | 0.70832 | 0.16 | 07.01.2016 03:03:00 | 0.70799 | \$ 358.99 |
| 1446 | Buy | 07.01.2016 01:30:00 | 1.40673 | 0.15 | 07.01.2016 03:20:00 | 1.40924 | \$ 2821.84 |
| 1445 | Buy | 07.01.2016 00:30:00 | 1.40716 | 0.15 | 07.01.2016 03:20:00 | 1.40923 | \$ 2294.7 |
| 1444 | Buy | 07.01.2016 00:00:00 | 1.40737 | 0.15 | 07.01.2016 03:20:00 | 1.4094 | \$ 2246.78 |
| 1443 | Buy | 06.01.2016 23:00:00 | 1.40791 | 0.15 | 07.01.2016 03:20:00 | 1.40936 | \$ 1425.4 |
| 1909 | Sell | 07.01.2016 01:30:00 | 0.7081 | 0.16 | 07.01.2016 03:20:00 | 0.70423 | \$ 6329.81 |
| 1908 | Sell | 07.01.2016 00:00:00 | 0.70706 | 0.16 | 07.01.2016 03:20:00 | 0.70411 | \$ 4778.07 |
| 1450 | Sell | 07.01.2016 23:40:00 | 1.41022 | 0.16 | 08.01.2016 01:25:00 | 1.4104 | \$ -475.3 |
| 1449 | Sell | 07.01.2016 23:15:00 | 1.41012 | 0.16 | 08.01.2016 01:25:00 | 1.41037 | \$ -564.8 |
| 1448 | Sell | 07.01.2016 23:10:00 | 1.40986 | 0.16 | 08.01.2016 01:25:00 | 1.41037 | \$ -897.24 |
| 1447 | Sell | 07.01.2016 23:05:00 | 1.40977 | 0.16 | 08.01.2016 01:25:00 | 1.41026 | \$ -871.67 |
| 1851 | Sell | 07.01.2016 23:25:00 | 1.46214 | 1.26 | 08.01.2016 02:30:00 | 1.46116 | \$ 12599.42 |
| 1850 | Sell | 07.01.2016 22:55:00 | 1.46204 | 1.27 | 08.01.2016 02:30:00 | 1.46121 | \$ 10691.11 |

| | | | | | | | |
|------|------|---------------------|---------|------|---------------------|---------|--------------|
| 1849 | Sell | 07.01.2016 22:00:00 | 1.46189 | 1.28 | 08.01.2016 02:30:00 | 1.46103 | \$ 11180.11 |
| 407 | Buy | 08.01.2016 01:00:00 | 0.74661 | 0.19 | 08.01.2016 07:35:00 | 0.74403 | \$ -6907.22 |
| 1044 | Sell | 08.01.2016 02:30:00 | 117.708 | 0.29 | 08.01.2016 10:00:00 | 118.243 | \$ -15873.17 |
| 1696 | Sell | 11.01.2016 01:05:00 | 1.09622 | 0.83 | 11.01.2016 01:55:00 | 1.09432 | \$ 16625.21 |
| 1694 | Sell | 11.01.2016 00:55:00 | 1.09423 | 0.86 | 11.01.2016 02:10:00 | 1.0936 | \$ 5711.82 |
| 1695 | Sell | 11.01.2016 01:00:00 | 1.09451 | 0.85 | 11.01.2016 02:10:00 | 1.09375 | \$ 6810.33 |
| 1693 | Sell | 11.01.2016 00:45:00 | 1.0937 | 0.87 | 11.01.2016 04:10:00 | 1.09251 | \$ 10914.44 |
| 1451 | Buy | 12.01.2016 00:05:00 | 1.42105 | 0.16 | 12.01.2016 01:20:00 | 1.42279 | \$ 2025.97 |
| 2186 | Sell | 12.01.2016 00:25:00 | 127.95 | 1.8 | 12.01.2016 01:20:00 | 127.754 | \$ 32976.74 |
| 2185 | Sell | 12.01.2016 00:10:00 | 127.909 | 1.82 | 12.01.2016 01:20:00 | 127.75 | \$ 26610.17 |
| 2184 | Sell | 12.01.2016 00:00:00 | 127.857 | 1.84 | 12.01.2016 01:20:00 | 127.748 | \$ 17703.34 |
| 1452 | Buy | 12.01.2016 02:30:00 | 1.4217 | 0.16 | 12.01.2016 04:10:00 | 1.42197 | \$ 147.43 |
| 1854 | Sell | 12.01.2016 21:35:00 | 1.44421 | 1.26 | 12.01.2016 22:27:00 | 1.44393 | \$ 3719.32 |
| 1454 | Buy | 12.01.2016 22:55:00 | 1.42585 | 0.16 | 12.01.2016 23:30:00 | 1.42644 | \$ 556.36 |
| 1697 | Sell | 12.01.2016 21:25:00 | 1.08685 | 0.88 | 12.01.2016 23:40:00 | 1.08585 | \$ 9277.22 |
| 2188 | Sell | 12.01.2016 21:35:00 | 127.72 | 1.85 | 13.01.2016 00:25:00 | 127.712 | \$ -1295.59 |
| 2187 | Sell | 12.01.2016 21:30:00 | 127.716 | 1.86 | 13.01.2016 00:25:00 | 127.707 | \$ -1116.54 |
| 1856 | Sell | 12.01.2016 23:40:00 | 1.44483 | 1.25 | 13.01.2016 01:00:00 | 1.44241 | \$ 31475.57 |
| 1855 | Sell | 12.01.2016 23:30:00 | 1.44463 | 1.26 | 13.01.2016 01:00:00 | 1.44241 | \$ 29070.71 |
| 1853 | Sell | 12.01.2016 21:30:00 | 1.44404 | 1.27 | 13.01.2016 01:00:00 | 1.44243 | \$ 21134.31 |
| 1852 | Sell | 12.01.2016 21:25:00 | 1.44388 | 1.28 | 13.01.2016 01:00:00 | 1.44243 | \$ 19141.66 |
| 1457 | Buy | 13.01.2016 02:10:00 | 1.42548 | 0.16 | 13.01.2016 07:10:00 | 1.42446 | \$ -1501.09 |
| 1456 | Buy | 13.01.2016 02:05:00 | 1.4256 | 0.16 | 13.01.2016 07:10:00 | 1.42448 | \$ -1628.88 |
| 1455 | Buy | 13.01.2016 02:00:00 | 1.42571 | 0.16 | 13.01.2016 07:10:00 | 1.42448 | \$ -1769.45 |
| 1453 | Buy | 12.01.2016 22:45:00 | 1.4262 | 0.16 | 13.01.2016 07:10:00 | 1.42443 | \$ -2504.5 |
| 408 | Buy | 13.01.2016 02:30:00 | 0.7499 | 0.19 | 13.01.2016 07:25:00 | 0.74945 | \$ -1398.47 |
| 1459 | Sell | 13.01.2016 21:35:00 | 1.43636 | 0.15 | 13.01.2016 23:21:00 | 1.43555 | \$ 785.68 |
| 1460 | Sell | 13.01.2016 21:45:00 | 1.43736 | 0.15 | 13.01.2016 23:21:00 | 1.43562 | \$ 1900.47 |
| 1461 | Sell | 13.01.2016 21:50:00 | 1.43768 | 0.15 | 13.01.2016 23:21:00 | 1.43552 | \$ 2403.92 |
| 1912 | Buy | 13.01.2016 21:35:00 | 0.69559 | 0.16 | 13.01.2016 23:22:00 | 0.69579 | \$ 139.61 |
| 1913 | Buy | 13.01.2016 21:45:00 | 0.69548 | 0.16 | 13.01.2016 23:22:00 | 0.69575 | \$ 257.64 |
| 2189 | Buy | 14.01.2016 02:00:00 | 127.827 | 1.86 | 14.01.2016 03:11:00 | 127.843 | \$ 598.64 |
| 2190 | Buy | 14.01.2016 02:05:00 | 127.806 | 1.85 | 14.01.2016 03:11:00 | 127.845 | \$ 4850.5 |
| 2191 | Buy | 14.01.2016 02:25:00 | 127.776 | 1.83 | 14.01.2016 03:11:00 | 127.853 | \$ 11752.68 |
| 1911 | Buy | 13.01.2016 21:25:00 | 0.69621 | 0.16 | 14.01.2016 04:00:00 | 0.69434 | \$ -3457.37 |
| 1458 | Sell | 13.01.2016 21:25:00 | 1.43463 | 0.16 | 14.01.2016 04:35:00 | 1.43572 | \$ -1733.91 |
| 1048 | Buy | 13.01.2016 23:25:00 | 117.662 | 0.29 | 14.01.2016 05:15:00 | 117.564 | \$ -3352.42 |
| 1047 | Buy | 13.01.2016 23:00:00 | 117.671 | 0.29 | 14.01.2016 05:15:00 | 117.58 | \$ -3149.42 |
| 1046 | Buy | 13.01.2016 21:45:00 | 117.731 | 0.29 | 14.01.2016 05:15:00 | 117.569 | \$ -5208.42 |
| 1045 | Buy | 13.01.2016 21:35:00 | 117.819 | 0.29 | 14.01.2016 05:15:00 | 117.578 | \$ -7499.42 |
| 1700 | Sell | 13.01.2016 21:45:00 | 1.08801 | 0.86 | 14.01.2016 05:15:00 | 1.08793 | \$ 513.26 |
| 1699 | Sell | 13.01.2016 21:35:00 | 1.08769 | 0.87 | 14.01.2016 05:15:00 | 1.0879 | \$ -2140.59 |
| 1698 | Sell | 13.01.2016 21:30:00 | 1.08696 | 0.88 | 14.01.2016 05:15:00 | 1.08783 | \$ -8288.16 |
| 1462 | Buy | 15.01.2016 01:30:00 | 1.43444 | 0.16 | 15.01.2016 03:25:00 | 1.43616 | \$ 2000.42 |
| 1859 | Sell | 18.01.2016 02:00:00 | 1.42715 | 1.29 | 18.01.2016 03:17:00 | 1.4268 | \$ 4759.84 |
| 1049 | Sell | 18.01.2016 02:05:00 | 117.073 | 0.29 | 18.01.2016 06:50:00 | 117.175 | \$ -3316.17 |
| 1858 | Sell | 18.01.2016 01:35:00 | 1.42695 | 1.3 | 18.01.2016 08:20:00 | 1.42697 | \$ -274.1 |
| 1857 | Sell | 18.01.2016 01:30:00 | 1.42626 | 1.31 | 18.01.2016 08:20:00 | 1.42707 | \$ -11186.43 |
| 1860 | Buy | 18.01.2016 21:25:00 | 1.425 | 1.31 | 19.01.2016 00:50:00 | 1.42522 | \$ 2477.87 |
| 1463 | Sell | 18.01.2016 21:40:00 | 1.45511 | 0.16 | 19.01.2016 00:55:00 | 1.45513 | \$ -270.72 |
| 1915 | Sell | 19.01.2016 02:30:00 | 0.68843 | 0.16 | 19.01.2016 04:15:00 | 0.68702 | \$ 2180.59 |
| 1914 | Sell | 19.01.2016 01:00:00 | 0.68753 | 0.16 | 19.01.2016 04:15:00 | 0.68703 | \$ 645.73 |
| 1466 | Buy | 19.01.2016 02:30:00 | 1.45347 | 0.16 | 19.01.2016 04:20:00 | 1.45427 | \$ 824.73 |
| 1465 | Buy | 19.01.2016 01:40:00 | 1.45397 | 0.16 | 19.01.2016 04:20:00 | 1.45419 | \$ 83.53 |
| 1464 | Buy | 19.01.2016 01:30:00 | 1.45417 | 0.16 | 19.01.2016 04:20:00 | 1.45424 | \$ -108.16 |
| 1919 | Buy | 19.01.2016 21:50:00 | 0.69055 | 0.16 | 19.01.2016 22:50:00 | 0.69252 | \$ 3124.03 |
| 1918 | Buy | 19.01.2016 21:45:00 | 0.69094 | 0.16 | 19.01.2016 22:50:00 | 0.69257 | \$ 2550.75 |
| 1917 | Buy | 19.01.2016 21:40:00 | 0.69119 | 0.16 | 19.01.2016 22:50:00 | 0.69243 | \$ 1893.17 |
| 1916 | Buy | 19.01.2016 21:30:00 | 0.69144 | 0.16 | 19.01.2016 22:50:00 | 0.69258 | \$ 1724.56 |
| 1468 | Sell | 19.01.2016 21:35:00 | 1.45602 | 0.16 | 19.01.2016 22:59:00 | 1.45582 | \$ 58.11 |

| | | | | | | | |
|------|------|---------------------|---------|------|---------------------|---------|--------------|
| 1469 | Sell | 19.01.2016 21:45:00 | 1.45638 | 0.16 | 19.01.2016 22:59:00 | 1.45578 | \$ 569.56 |
| 1470 | Sell | 19.01.2016 21:50:00 | 1.45676 | 0.16 | 19.01.2016 22:59:00 | 1.45574 | \$ 1106.57 |
| 409 | Buy | 19.01.2016 22:30:00 | 0.76929 | 0.19 | 20.01.2016 01:11:00 | 0.76989 | \$ 1216.24 |
| 1473 | Sell | 19.01.2016 23:50:00 | 1.45853 | 0.15 | 20.01.2016 01:20:00 | 1.45605 | \$ 2742.94 |
| 1472 | Sell | 19.01.2016 23:40:00 | 1.45797 | 0.16 | 20.01.2016 01:20:00 | 1.45606 | \$ 2197.0 |
| 1471 | Sell | 19.01.2016 23:30:00 | 1.45758 | 0.16 | 20.01.2016 01:20:00 | 1.456 | \$ 1775.05 |
| 1467 | Sell | 19.01.2016 21:30:00 | 1.45549 | 0.16 | 20.01.2016 01:20:00 | 1.45602 | \$ -922.81 |
| 1922 | Buy | 20.01.2016 00:20:00 | 0.69033 | 0.16 | 20.01.2016 01:50:00 | 0.69207 | \$ 2736.22 |
| 1921 | Buy | 20.01.2016 00:15:00 | 0.69049 | 0.16 | 20.01.2016 01:50:00 | 0.69221 | \$ 2702.51 |
| 1920 | Buy | 20.01.2016 00:00:00 | 0.69055 | 0.16 | 20.01.2016 01:50:00 | 0.69201 | \$ 2264.12 |
| 1108 | Sell | 19.01.2016 23:05:00 | 1.00353 | 0.65 | 20.01.2016 02:05:00 | 1.00259 | \$ 6663.49 |
| 1107 | Sell | 19.01.2016 22:45:00 | 1.00331 | 0.65 | 20.01.2016 02:05:00 | 1.00254 | \$ 5390.6 |
| 1106 | Sell | 19.01.2016 22:30:00 | 1.00301 | 0.65 | 20.01.2016 02:05:00 | 1.00248 | \$ 3593.58 |
| 1474 | Buy | 20.01.2016 01:30:00 | 1.4562 | 0.16 | 20.01.2016 02:51:00 | 1.45705 | \$ 888.63 |
| 1475 | Buy | 20.01.2016 01:35:00 | 1.45602 | 0.16 | 20.01.2016 02:51:00 | 1.45702 | \$ 1080.31 |
| 1476 | Buy | 20.01.2016 01:40:00 | 1.45591 | 0.16 | 20.01.2016 02:51:00 | 1.45695 | \$ 1131.42 |
| 1477 | Buy | 20.01.2016 01:45:00 | 1.45576 | 0.16 | 20.01.2016 02:51:00 | 1.45698 | \$ 1361.45 |
| 1862 | Sell | 20.01.2016 01:55:00 | 1.41784 | 1.3 | 20.01.2016 03:40:00 | 1.41592 | \$ 26313.58 |
| 1861 | Sell | 20.01.2016 01:30:00 | 1.41762 | 1.31 | 20.01.2016 03:40:00 | 1.41574 | \$ 25963.58 |
| 411 | Buy | 20.01.2016 01:55:00 | 0.76921 | 0.19 | 20.01.2016 03:45:00 | 0.77282 | \$ 9101.75 |
| 410 | Buy | 20.01.2016 01:30:00 | 0.76935 | 0.19 | 20.01.2016 03:45:00 | 0.77297 | \$ 9127.61 |
| 1923 | Buy | 20.01.2016 02:30:00 | 0.68945 | 0.17 | 20.01.2016 09:45:00 | 0.68657 | \$ -5369.46 |
| 1110 | Sell | 20.01.2016 22:25:00 | 1.00557 | 0.66 | 21.01.2016 00:00:00 | 1.00358 | \$ 14000.91 |
| 1109 | Sell | 20.01.2016 22:15:00 | 1.00514 | 0.66 | 21.01.2016 00:00:00 | 1.00373 | \$ 9591.29 |
| 1927 | Sell | 20.01.2016 22:25:00 | 0.69214 | 0.16 | 21.01.2016 00:58:00 | 0.69158 | \$ 655.38 |
| 1926 | Sell | 20.01.2016 22:20:00 | 0.69155 | 0.16 | 21.01.2016 03:35:00 | 0.69269 | \$ -2211.97 |
| 1925 | Sell | 20.01.2016 21:55:00 | 0.69024 | 0.17 | 21.01.2016 03:35:00 | 0.69257 | \$ -4482.81 |
| 1924 | Sell | 20.01.2016 21:25:00 | 0.68978 | 0.17 | 21.01.2016 03:35:00 | 0.69271 | \$ -5558.06 |
| 1481 | Buy | 20.01.2016 21:40:00 | 1.45166 | 0.16 | 21.01.2016 04:35:00 | 1.44716 | \$ -6083.2 |
| 1480 | Buy | 20.01.2016 21:35:00 | 1.45202 | 0.16 | 21.01.2016 04:35:00 | 1.44722 | \$ -6466.58 |
| 1479 | Buy | 20.01.2016 21:30:00 | 1.45257 | 0.16 | 21.01.2016 04:35:00 | 1.44727 | \$ -7105.53 |
| 1478 | Buy | 20.01.2016 21:25:00 | 1.45272 | 0.16 | 21.01.2016 04:35:00 | 1.44718 | \$ -7412.23 |
| 1053 | Sell | 20.01.2016 22:05:00 | 116.869 | 0.28 | 21.01.2016 05:40:00 | 117.262 | \$ -11698.42 |
| 1052 | Sell | 20.01.2016 21:55:00 | 116.841 | 0.28 | 21.01.2016 05:40:00 | 117.259 | \$ -12398.42 |
| 1051 | Sell | 20.01.2016 21:50:00 | 116.743 | 0.29 | 21.01.2016 05:40:00 | 117.247 | \$ -15335.22 |
| 1050 | Sell | 20.01.2016 21:40:00 | 116.729 | 0.29 | 21.01.2016 05:40:00 | 117.244 | \$ -15654.22 |
| 2195 | Sell | 20.01.2016 23:20:00 | 127.409 | 1.82 | 21.01.2016 06:00:00 | 127.534 | \$ -26286.33 |
| 2194 | Sell | 20.01.2016 22:40:00 | 127.332 | 1.84 | 21.01.2016 06:00:00 | 127.527 | \$ -39454.0 |
| 2193 | Sell | 20.01.2016 22:30:00 | 127.315 | 1.86 | 21.01.2016 06:00:00 | 127.528 | \$ -43230.64 |
| 2192 | Sell | 20.01.2016 22:25:00 | 127.298 | 1.87 | 21.01.2016 06:00:00 | 127.53 | \$ -47015.47 |
| 1482 | Sell | 21.01.2016 21:25:00 | 1.43213 | 0.16 | 21.01.2016 22:00:00 | 1.42778 | \$ 5364.34 |
| 1054 | Buy | 21.01.2016 21:30:00 | 117.345 | 0.28 | 21.01.2016 22:08:00 | 117.428 | \$ 1978.18 |
| 412 | Sell | 21.01.2016 21:25:00 | 0.76595 | 0.2 | 21.01.2016 22:55:00 | 0.76434 | \$ 4140.46 |
| 1865 | Sell | 21.01.2016 22:45:00 | 1.42309 | 1.3 | 22.01.2016 00:03:00 | 1.42261 | \$ 6146.91 |
| 1866 | Sell | 21.01.2016 22:50:00 | 1.42401 | 1.28 | 22.01.2016 00:03:00 | 1.42262 | \$ 18332.01 |
| 1864 | Sell | 21.01.2016 22:25:00 | 1.42254 | 1.31 | 22.01.2016 00:51:00 | 1.42198 | \$ 7299.02 |
| 1701 | Sell | 21.01.2016 21:25:00 | 1.0888 | 0.88 | 22.01.2016 01:22:00 | 1.08765 | \$ 10596.48 |
| 1112 | Buy | 21.01.2016 22:55:00 | 1.00606 | 0.66 | 22.01.2016 01:30:00 | 1.00761 | \$ 11767.1 |
| 1111 | Buy | 21.01.2016 21:25:00 | 1.00637 | 0.66 | 22.01.2016 01:30:00 | 1.00762 | \$ 9486.55 |
| 2199 | Sell | 21.01.2016 22:55:00 | 127.974 | 1.77 | 22.01.2016 02:10:00 | 127.917 | \$ 7429.06 |
| 2198 | Sell | 21.01.2016 22:40:00 | 127.912 | 1.79 | 22.01.2016 02:10:00 | 127.912 | \$ -2688.79 |
| 2197 | Sell | 21.01.2016 22:35:00 | 127.886 | 1.81 | 22.01.2016 02:10:00 | 127.916 | \$ -8148.6 |
| 2196 | Sell | 21.01.2016 22:30:00 | 127.875 | 1.82 | 22.01.2016 02:10:00 | 127.914 | \$ -9831.08 |
| 2200 | Buy | 22.01.2016 02:30:00 | 127.747 | 1.82 | 22.01.2016 04:45:00 | 127.746 | \$ -2507.1 |
| 1863 | Sell | 21.01.2016 21:55:00 | 1.42177 | 1.32 | 22.01.2016 05:50:00 | 1.42097 | \$ 10694.54 |
| 1870 | Buy | 25.01.2016 01:40:00 | 1.42547 | 1.3 | 25.01.2016 03:25:00 | 1.42737 | \$ 26027.63 |
| 1869 | Buy | 25.01.2016 01:35:00 | 1.42576 | 1.31 | 25.01.2016 03:25:00 | 1.42737 | \$ 22224.64 |
| 1868 | Buy | 25.01.2016 01:30:00 | 1.42598 | 1.32 | 25.01.2016 03:25:00 | 1.42736 | \$ 19195.11 |
| 1867 | Buy | 25.01.2016 00:00:00 | 1.42663 | 1.33 | 25.01.2016 03:25:00 | 1.42741 | \$ 10931.6 |
| 2203 | Buy | 25.01.2016 02:20:00 | 127.923 | 1.78 | 25.01.2016 03:35:00 | 128.164 | \$ 40621.06 |

| | | | | | | | |
|------|------|---------------------|---------|------|---------------------|---------|--------------|
| 2202 | Buy | 25.01.2016 02:10:00 | 127.98 | 1.8 | 25.01.2016 03:35:00 | 128.166 | \$ 31176.29 |
| 2201 | Buy | 25.01.2016 02:00:00 | 128.012 | 1.82 | 25.01.2016 03:35:00 | 128.166 | \$ 25698.2 |
| 1058 | Buy | 25.01.2016 02:00:00 | 118.558 | 0.27 | 25.01.2016 03:55:00 | 118.662 | \$ 2474.53 |
| 1057 | Buy | 25.01.2016 01:55:00 | 118.6 | 0.27 | 25.01.2016 03:55:00 | 118.664 | \$ 1394.53 |
| 1056 | Buy | 25.01.2016 01:40:00 | 118.664 | 0.27 | 25.01.2016 03:55:00 | 118.649 | \$ -738.47 |
| 1055 | Buy | 25.01.2016 01:30:00 | 118.688 | 0.27 | 25.01.2016 03:55:00 | 118.652 | \$ -1305.47 |
| 413 | Sell | 25.01.2016 02:00:00 | 0.75736 | 0.2 | 25.01.2016 04:05:00 | 0.75628 | \$ 2696.14 |
| 1116 | Buy | 25.01.2016 22:45:00 | 1.01304 | 0.65 | 26.01.2016 02:35:00 | 1.01311 | \$ 508.58 |
| 1115 | Buy | 25.01.2016 22:40:00 | 1.01346 | 0.66 | 26.01.2016 02:35:00 | 1.01303 | \$ -3284.5 |
| 1114 | Buy | 25.01.2016 22:35:00 | 1.01367 | 0.66 | 26.01.2016 02:35:00 | 1.01291 | \$ -5793.11 |
| 1113 | Buy | 25.01.2016 22:30:00 | 1.01383 | 0.66 | 26.01.2016 02:35:00 | 1.01305 | \$ -5945.14 |
| 1483 | Sell | 26.01.2016 21:30:00 | 1.40881 | 0.15 | 26.01.2016 21:58:00 | 1.40835 | \$ 366.14 |
| 1487 | Sell | 26.01.2016 23:50:00 | 1.41157 | 0.15 | 27.01.2016 00:21:00 | 1.41152 | \$ -169.9 |
| 1488 | Sell | 27.01.2016 00:25:00 | 1.41179 | 0.15 | 27.01.2016 02:15:00 | 1.41149 | \$ 174.34 |
| 1486 | Sell | 26.01.2016 23:45:00 | 1.41137 | 0.15 | 27.01.2016 02:15:00 | 1.41165 | \$ -565.47 |
| 1485 | Sell | 26.01.2016 23:40:00 | 1.41112 | 0.15 | 27.01.2016 02:15:00 | 1.41149 | \$ -673.35 |
| 1484 | Sell | 26.01.2016 23:35:00 | 1.4101 | 0.15 | 27.01.2016 02:15:00 | 1.41147 | \$ -1872.04 |
| 1931 | Buy | 27.01.2016 01:00:00 | 0.69947 | 0.16 | 27.01.2016 02:35:00 | 0.70332 | \$ 6293.92 |
| 1930 | Buy | 27.01.2016 00:55:00 | 0.69976 | 0.16 | 27.01.2016 02:35:00 | 0.70333 | \$ 5821.81 |
| 1929 | Buy | 27.01.2016 00:30:00 | 0.69995 | 0.16 | 27.01.2016 02:35:00 | 0.70328 | \$ 5417.15 |
| 1928 | Buy | 27.01.2016 00:00:00 | 0.70037 | 0.16 | 27.01.2016 02:35:00 | 0.70332 | \$ 4776.42 |
| 414 | Sell | 27.01.2016 00:00:00 | 0.75735 | 0.2 | 27.01.2016 02:40:00 | 0.75662 | \$ 1742.34 |
| 1702 | Sell | 27.01.2016 00:00:00 | 1.0869 | 0.87 | 27.01.2016 02:40:00 | 1.0858 | \$ 10088.98 |
| 1118 | Buy | 26.01.2016 22:10:00 | 1.01682 | 0.65 | 27.01.2016 03:20:00 | 1.01797 | \$ 8594.15 |
| 1117 | Buy | 26.01.2016 22:00:00 | 1.01759 | 0.66 | 27.01.2016 03:20:00 | 1.01801 | \$ 3177.04 |
| 1872 | Buy | 27.01.2016 01:05:00 | 1.43448 | 1.34 | 27.01.2016 04:55:00 | 1.43477 | \$ 4094.87 |
| 1871 | Buy | 26.01.2016 23:35:00 | 1.43484 | 1.35 | 27.01.2016 04:55:00 | 1.43473 | \$ -2140.92 |
| 1059 | Buy | 27.01.2016 02:30:00 | 118.28 | 0.28 | 27.01.2016 06:40:00 | 118.274 | \$ -513.82 |
| 2204 | Buy | 27.01.2016 02:30:00 | 128.518 | 1.84 | 27.01.2016 06:40:00 | 128.455 | \$ -13956.58 |
| 1489 | Sell | 27.01.2016 21:40:00 | 1.41196 | 0.15 | 27.01.2016 21:57:00 | 1.41135 | \$ 545.94 |
| 1490 | Sell | 27.01.2016 22:05:00 | 1.41288 | 0.15 | 27.01.2016 22:40:00 | 1.41104 | \$ 2020.34 |
| 1491 | Sell | 27.01.2016 22:15:00 | 1.41477 | 0.15 | 27.01.2016 22:40:00 | 1.41104 | \$ 4285.88 |
| 1061 | Buy | 27.01.2016 22:15:00 | 118.531 | 0.27 | 27.01.2016 23:01:00 | 118.591 | \$ 1286.53 |
| 1933 | Buy | 27.01.2016 22:05:00 | 0.70152 | 0.16 | 27.01.2016 23:29:00 | 0.70236 | \$ 1218.72 |
| 1934 | Buy | 27.01.2016 22:15:00 | 0.7004 | 0.16 | 27.01.2016 23:29:00 | 0.70232 | \$ 3039.73 |
| 2206 | Buy | 27.01.2016 23:05:00 | 129.101 | 1.8 | 28.01.2016 01:48:00 | 129.211 | \$ 15029.87 |
| 1064 | Buy | 28.01.2016 02:00:00 | 118.473 | 0.27 | 28.01.2016 02:55:00 | 118.631 | \$ 3932.53 |
| 1063 | Buy | 28.01.2016 01:40:00 | 118.506 | 0.27 | 28.01.2016 02:55:00 | 118.642 | \$ 3338.53 |
| 1062 | Buy | 28.01.2016 01:30:00 | 118.538 | 0.27 | 28.01.2016 02:55:00 | 118.631 | \$ 2177.53 |
| 1060 | Buy | 27.01.2016 22:05:00 | 118.623 | 0.27 | 28.01.2016 02:55:00 | 118.64 | \$ -16.22 |
| 1935 | Buy | 28.01.2016 02:00:00 | 0.70094 | 0.16 | 28.01.2016 03:15:00 | 0.70321 | \$ 3629.86 |
| 1932 | Buy | 27.01.2016 21:40:00 | 0.70299 | 0.16 | 28.01.2016 03:15:00 | 0.70338 | \$ 353.25 |
| 2208 | Buy | 28.01.2016 02:00:00 | 129.164 | 1.79 | 28.01.2016 03:15:00 | 129.318 | \$ 25253.89 |
| 2207 | Buy | 28.01.2016 01:50:00 | 129.214 | 1.81 | 28.01.2016 03:15:00 | 129.31 | \$ 15037.17 |
| 2205 | Buy | 27.01.2016 23:00:00 | 129.235 | 1.82 | 28.01.2016 03:15:00 | 129.31 | \$ 8824.76 |
| 1875 | Sell | 28.01.2016 01:45:00 | 1.42515 | 1.33 | 28.01.2016 08:45:00 | 1.42402 | \$ 15844.02 |
| 1874 | Sell | 28.01.2016 01:35:00 | 1.42484 | 1.34 | 28.01.2016 08:45:00 | 1.4239 | \$ 13279.08 |
| 1873 | Sell | 28.01.2016 01:30:00 | 1.42477 | 1.35 | 28.01.2016 08:45:00 | 1.42399 | \$ 11101.04 |
| 1936 | Buy | 28.01.2016 21:25:00 | 0.70758 | 0.16 | 28.01.2016 22:50:00 | 0.70842 | \$ 1218.72 |
| 2212 | Buy | 28.01.2016 23:35:00 | 129.949 | 1.78 | 29.01.2016 01:30:00 | 130.008 | \$ 7382.67 |
| 2211 | Buy | 28.01.2016 23:30:00 | 129.977 | 1.8 | 29.01.2016 01:30:00 | 130.019 | \$ 4405.12 |
| 2210 | Buy | 28.01.2016 23:10:00 | 129.987 | 1.81 | 29.01.2016 01:30:00 | 130.022 | \$ 3162.16 |
| 2209 | Buy | 28.01.2016 23:00:00 | 130.017 | 1.83 | 29.01.2016 01:30:00 | 130.006 | \$ -5221.39 |
| 2213 | Buy | 29.01.2016 02:30:00 | 129.932 | 1.83 | 29.01.2016 05:25:00 | 129.95 | \$ 916.43 |
| 1879 | Buy | 28.01.2016 22:20:00 | 1.43568 | 1.33 | 29.01.2016 06:00:00 | 1.43722 | \$ 21015.33 |
| 1878 | Buy | 28.01.2016 22:15:00 | 1.43578 | 1.34 | 29.01.2016 06:00:00 | 1.43732 | \$ 21173.35 |
| 1877 | Buy | 28.01.2016 22:05:00 | 1.436 | 1.35 | 29.01.2016 06:00:00 | 1.43735 | \$ 18628.48 |
| 1876 | Buy | 28.01.2016 22:00:00 | 1.43649 | 1.36 | 29.01.2016 06:00:00 | 1.4374 | \$ 12460.83 |
| 1703 | Buy | 28.01.2016 23:00:00 | 1.09414 | 0.87 | 29.01.2016 09:05:00 | 1.08962 | \$ -41949.2 |
| 1704 | Buy | 28.01.2016 23:30:00 | 1.09384 | 0.86 | 29.01.2016 09:35:00 | 1.08985 | \$ -36664.03 |

| | | | | | | | |
|------|------|---------------------|---------|------|---------------------|---------|--------------|
| 1119 | Buy | 01.02.2016 00:00:00 | 1.02152 | 0.64 | 01.02.2016 01:05:00 | 1.02425 | \$ 20117.68 |
| 1492 | Buy | 01.02.2016 00:00:00 | 1.39682 | 0.15 | 01.02.2016 01:12:00 | 1.39745 | \$ 569.51 |
| 1881 | Sell | 01.02.2016 02:05:00 | 1.42528 | 1.37 | 01.02.2016 03:01:00 | 1.42455 | \$ 10543.35 |
| 1705 | Sell | 01.02.2016 02:30:00 | 1.08338 | 0.84 | 01.02.2016 07:15:00 | 1.08461 | \$ -10892.3 |
| 1120 | Buy | 01.02.2016 02:30:00 | 1.02284 | 0.65 | 01.02.2016 08:25:00 | 1.02177 | \$ -8017.2 |
| 1880 | Sell | 01.02.2016 02:00:00 | 1.42446 | 1.38 | 01.02.2016 08:40:00 | 1.42532 | \$ -12511.6 |
| 1493 | Buy | 01.02.2016 21:25:00 | 1.39165 | 0.15 | 01.02.2016 22:19:00 | 1.39268 | \$ 1048.73 |
| 1495 | Buy | 01.02.2016 22:35:00 | 1.39215 | 0.15 | 01.02.2016 23:36:00 | 1.39253 | \$ 270.0 |
| 1496 | Buy | 01.02.2016 22:40:00 | 1.39158 | 0.15 | 01.02.2016 23:36:00 | 1.3925 | \$ 916.95 |
| 1497 | Buy | 01.02.2016 22:50:00 | 1.39143 | 0.15 | 01.02.2016 23:36:00 | 1.39237 | \$ 940.91 |
| 1494 | Buy | 01.02.2016 22:20:00 | 1.39259 | 0.15 | 02.02.2016 00:00:00 | 1.39471 | \$ 2312.44 |
| 1884 | Buy | 02.02.2016 01:00:00 | 1.44202 | 1.36 | 02.02.2016 02:25:00 | 1.4427 | \$ 9745.08 |
| 1883 | Buy | 02.02.2016 00:40:00 | 1.44216 | 1.37 | 02.02.2016 02:25:00 | 1.44272 | \$ 8084.37 |
| 1882 | Buy | 02.02.2016 00:30:00 | 1.44256 | 1.38 | 02.02.2016 02:25:00 | 1.44283 | \$ 3926.27 |
| 2216 | Buy | 02.02.2016 00:00:00 | 131.703 | 1.77 | 02.02.2016 02:35:00 | 131.824 | \$ 19085.72 |
| 2215 | Buy | 01.02.2016 23:35:00 | 131.743 | 1.79 | 02.02.2016 02:35:00 | 131.832 | \$ 12762.09 |
| 2214 | Buy | 01.02.2016 23:30:00 | 131.797 | 1.81 | 02.02.2016 02:35:00 | 131.838 | \$ 4215.71 |
| 1501 | Sell | 02.02.2016 02:30:00 | 1.3958 | 0.15 | 02.02.2016 04:05:00 | 1.39564 | \$ 6.53 |
| 1500 | Sell | 02.02.2016 02:25:00 | 1.3957 | 0.15 | 02.02.2016 04:05:00 | 1.39555 | \$ -5.46 |
| 1499 | Sell | 02.02.2016 02:00:00 | 1.39549 | 0.15 | 02.02.2016 04:05:00 | 1.39559 | \$ -305.13 |
| 1498 | Sell | 02.02.2016 01:00:00 | 1.39519 | 0.15 | 02.02.2016 04:05:00 | 1.39551 | \$ -568.84 |
| 1065 | Sell | 03.02.2016 22:10:00 | 117.956 | 0.28 | 03.02.2016 22:43:00 | 117.748 | \$ 5478.18 |
| 1121 | Sell | 03.02.2016 22:10:00 | 1.00624 | 0.67 | 03.02.2016 23:25:00 | 1.00514 | \$ 8483.08 |
| 1886 | Buy | 03.02.2016 22:50:00 | 1.4591 | 1.38 | 04.02.2016 00:00:00 | 1.45955 | \$ 4777.04 |
| 2220 | Sell | 03.02.2016 22:45:00 | 130.824 | 1.78 | 04.02.2016 00:45:00 | 130.772 | \$ 5736.42 |
| 2219 | Sell | 03.02.2016 22:30:00 | 130.788 | 1.8 | 04.02.2016 00:45:00 | 130.781 | \$ -2298.38 |
| 2218 | Sell | 03.02.2016 22:20:00 | 130.739 | 1.82 | 04.02.2016 00:45:00 | 130.787 | \$ -12333.1 |
| 2217 | Sell | 03.02.2016 22:10:00 | 130.723 | 1.83 | 04.02.2016 00:45:00 | 130.768 | \$ -11851.57 |
| 1068 | Sell | 04.02.2016 00:25:00 | 118.06 | 0.28 | 04.02.2016 01:27:00 | 118.041 | \$ 186.18 |
| 2221 | Sell | 04.02.2016 02:00:00 | 131.076 | 1.82 | 04.02.2016 02:07:00 | 130.979 | \$ 15268.36 |
| 1070 | Sell | 04.02.2016 01:40:00 | 118.116 | 0.27 | 04.02.2016 02:10:00 | 118.066 | \$ 1016.53 |
| 1940 | Buy | 04.02.2016 00:35:00 | 0.71614 | 0.16 | 04.02.2016 02:10:00 | 0.71675 | \$ 830.92 |
| 1939 | Buy | 04.02.2016 00:10:00 | 0.71628 | 0.16 | 04.02.2016 02:10:00 | 0.71679 | \$ 662.31 |
| 1938 | Buy | 04.02.2016 00:05:00 | 0.71645 | 0.16 | 04.02.2016 02:10:00 | 0.71674 | \$ 291.36 |
| 1937 | Buy | 04.02.2016 00:00:00 | 0.71663 | 0.16 | 04.02.2016 02:10:00 | 0.71668 | \$ -113.3 |
| 1709 | Buy | 04.02.2016 00:30:00 | 1.10837 | 0.82 | 04.02.2016 02:15:00 | 1.1098 | \$ 12356.27 |
| 1708 | Buy | 04.02.2016 00:20:00 | 1.10886 | 0.83 | 04.02.2016 02:15:00 | 1.1098 | \$ 8221.36 |
| 1707 | Buy | 04.02.2016 00:15:00 | 1.10917 | 0.83 | 04.02.2016 02:15:00 | 1.10964 | \$ 4110.68 |
| 1706 | Buy | 04.02.2016 00:10:00 | 1.10943 | 0.84 | 04.02.2016 02:15:00 | 1.10967 | \$ 2124.36 |
| 1122 | Sell | 04.02.2016 00:30:00 | 1.00583 | 0.67 | 04.02.2016 02:20:00 | 1.00429 | \$ 11878.99 |
| 1889 | Buy | 04.02.2016 00:30:00 | 1.45891 | 1.36 | 04.02.2016 02:25:00 | 1.45956 | \$ 9315.15 |
| 1888 | Buy | 04.02.2016 00:20:00 | 1.45911 | 1.37 | 04.02.2016 02:25:00 | 1.45951 | \$ 5774.55 |
| 1887 | Buy | 04.02.2016 00:15:00 | 1.4593 | 1.38 | 04.02.2016 02:25:00 | 1.4595 | \$ 2908.35 |
| 1885 | Buy | 03.02.2016 22:45:00 | 1.4594 | 1.39 | 04.02.2016 02:25:00 | 1.45949 | \$ -461.3 |
| 1069 | Sell | 04.02.2016 01:30:00 | 118.059 | 0.28 | 04.02.2016 02:55:00 | 117.786 | \$ 7298.18 |
| 1067 | Sell | 04.02.2016 00:15:00 | 117.974 | 0.28 | 04.02.2016 02:55:00 | 117.795 | \$ 4666.18 |
| 1066 | Sell | 04.02.2016 00:10:00 | 117.954 | 0.28 | 04.02.2016 02:55:00 | 117.783 | \$ 4442.18 |
| 1502 | Sell | 04.02.2016 21:35:00 | 1.37487 | 0.16 | 04.02.2016 22:11:00 | 1.37396 | \$ 965.92 |
| 1711 | Buy | 04.02.2016 22:35:00 | 1.12013 | 0.84 | 04.02.2016 23:40:00 | 1.12143 | \$ 11506.95 |
| 1710 | Buy | 04.02.2016 22:30:00 | 1.12038 | 0.85 | 04.02.2016 23:40:00 | 1.1215 | \$ 10031.7 |
| 1504 | Sell | 04.02.2016 23:25:00 | 1.37569 | 0.16 | 05.02.2016 01:15:00 | 1.37488 | \$ 790.52 |
| 1503 | Sell | 04.02.2016 22:35:00 | 1.375 | 0.16 | 05.02.2016 01:15:00 | 1.37485 | \$ -53.36 |
| 1074 | Sell | 05.02.2016 00:30:00 | 116.888 | 0.28 | 05.02.2016 02:05:00 | 116.745 | \$ 3658.18 |
| 1073 | Sell | 05.02.2016 00:25:00 | 116.877 | 0.28 | 05.02.2016 02:05:00 | 116.755 | \$ 3070.18 |
| 1072 | Sell | 05.02.2016 00:20:00 | 116.812 | 0.28 | 05.02.2016 02:05:00 | 116.753 | \$ 1306.18 |
| 1071 | Sell | 05.02.2016 00:15:00 | 116.803 | 0.29 | 05.02.2016 02:05:00 | 116.749 | \$ 1207.83 |
| 1123 | Sell | 05.02.2016 01:00:00 | 0.9934 | 0.68 | 05.02.2016 02:10:00 | 0.99265 | \$ 5868.08 |
| 1712 | Buy | 05.02.2016 00:30:00 | 1.12005 | 0.85 | 05.02.2016 02:20:00 | 1.12038 | \$ 2955.77 |
| 1944 | Buy | 04.02.2016 22:35:00 | 0.71944 | 0.16 | 05.02.2016 02:20:00 | 0.72043 | \$ 1436.06 |
| 1943 | Buy | 04.02.2016 22:30:00 | 0.71973 | 0.16 | 05.02.2016 02:20:00 | 0.72042 | \$ 930.23 |

| | | | | | | | |
|------|------|---------------------|---------|------|---------------------|---------|--------------|
| 1942 | Buy | 04.02.2016 21:30:00 | 0.72005 | 0.16 | 05.02.2016 02:20:00 | 0.7206 | \$ 694.17 |
| 1941 | Buy | 04.02.2016 21:25:00 | 0.72036 | 0.16 | 05.02.2016 02:20:00 | 0.72053 | \$ 53.45 |
| 1124 | Sell | 05.02.2016 02:25:00 | 0.99363 | 0.68 | 05.02.2016 02:40:00 | 0.99258 | \$ 8218.03 |
| 1075 | Sell | 05.02.2016 02:30:00 | 116.961 | 0.29 | 05.02.2016 03:10:00 | 116.681 | \$ 7761.83 |
| 1890 | Buy | 04.02.2016 22:30:00 | 1.45775 | 1.39 | 05.02.2016 08:30:00 | 1.45534 | \$ -35892.75 |
| 1507 | Buy | 08.02.2016 01:15:00 | 1.38819 | 0.16 | 08.02.2016 03:02:00 | 1.3884 | \$ 70.76 |
| 1508 | Buy | 08.02.2016 01:20:00 | 1.38797 | 0.16 | 08.02.2016 03:02:00 | 1.38842 | \$ 377.46 |
| 1506 | Buy | 08.02.2016 01:10:00 | 1.38871 | 0.16 | 08.02.2016 04:30:00 | 1.38985 | \$ 1259.22 |
| 1505 | Buy | 08.02.2016 00:40:00 | 1.38879 | 0.16 | 08.02.2016 04:30:00 | 1.38975 | \$ 1029.19 |
| 1948 | Sell | 08.02.2016 01:20:00 | 0.70877 | 0.16 | 08.02.2016 04:30:00 | 0.70854 | \$ 190.32 |
| 1947 | Sell | 08.02.2016 01:15:00 | 0.70815 | 0.16 | 08.02.2016 04:30:00 | 0.70859 | \$ -939.74 |
| 1946 | Sell | 08.02.2016 00:50:00 | 0.70784 | 0.16 | 08.02.2016 04:30:00 | 0.70863 | \$ -1530.08 |
| 1945 | Sell | 08.02.2016 00:45:00 | 0.70736 | 0.16 | 08.02.2016 04:30:00 | 0.70846 | \$ -2052.95 |
| 1891 | Sell | 08.02.2016 01:30:00 | 1.45084 | 1.38 | 08.02.2016 06:30:00 | 1.45063 | \$ 3055.15 |
| 1892 | Sell | 08.02.2016 22:00:00 | 1.44382 | 1.38 | 08.02.2016 23:26:00 | 1.44325 | \$ 8292.57 |
| 1079 | Sell | 08.02.2016 22:50:00 | 115.761 | 0.28 | 09.02.2016 00:35:00 | 115.639 | \$ 2953.98 |
| 1078 | Sell | 08.02.2016 22:45:00 | 115.704 | 0.29 | 09.02.2016 00:35:00 | 115.647 | \$ 1174.48 |
| 1077 | Sell | 08.02.2016 22:35:00 | 115.654 | 0.29 | 09.02.2016 00:35:00 | 115.655 | \$ -507.52 |
| 1076 | Sell | 08.02.2016 22:30:00 | 115.514 | 0.29 | 09.02.2016 00:35:00 | 115.653 | \$ -4509.52 |
| 2225 | Sell | 08.02.2016 22:15:00 | 129.38 | 1.8 | 09.02.2016 00:50:00 | 129.492 | \$ -22890.29 |
| 2224 | Sell | 08.02.2016 22:00:00 | 129.356 | 1.81 | 09.02.2016 00:50:00 | 129.491 | \$ -27179.94 |
| 2223 | Sell | 08.02.2016 21:55:00 | 129.31 | 1.83 | 09.02.2016 00:50:00 | 129.484 | \$ -34616.35 |
| 2222 | Sell | 08.02.2016 21:50:00 | 129.259 | 1.85 | 09.02.2016 00:50:00 | 129.498 | \$ -47018.73 |
| 1713 | Sell | 08.02.2016 21:25:00 | 1.11941 | 0.86 | 09.02.2016 01:45:00 | 1.11919 | \$ 1923.93 |
| 415 | Buy | 09.02.2016 02:00:00 | 0.77523 | 0.2 | 09.02.2016 02:50:00 | 0.77673 | \$ 3836.56 |
| 1714 | Buy | 09.02.2016 02:30:00 | 1.11864 | 0.86 | 09.02.2016 02:55:00 | 1.12094 | \$ 20843.18 |
| 1509 | Sell | 09.02.2016 21:50:00 | 1.38914 | 0.16 | 09.02.2016 22:43:00 | 1.38824 | \$ 953.14 |
| 1510 | Sell | 09.02.2016 22:05:00 | 1.38949 | 0.16 | 09.02.2016 22:43:00 | 1.38822 | \$ 1426.22 |
| 1893 | Buy | 09.02.2016 22:05:00 | 1.44519 | 1.39 | 09.02.2016 23:10:00 | 1.44668 | \$ 21824.21 |
| 1082 | Sell | 09.02.2016 22:10:00 | 115.155 | 0.29 | 09.02.2016 23:19:00 | 115.096 | \$ 1352.83 |
| 1084 | Sell | 09.02.2016 23:50:00 | 115.148 | 0.29 | 10.02.2016 02:15:00 | 115.02 | \$ 3233.48 |
| 1083 | Sell | 09.02.2016 23:25:00 | 115.12 | 0.29 | 10.02.2016 02:15:00 | 115.021 | \$ 2392.48 |
| 1081 | Sell | 09.02.2016 22:05:00 | 115.11 | 0.29 | 10.02.2016 02:15:00 | 115.014 | \$ 2305.48 |
| 1080 | Sell | 09.02.2016 22:00:00 | 114.992 | 0.29 | 10.02.2016 02:15:00 | 115.017 | \$ -1203.52 |
| 416 | Buy | 10.02.2016 00:30:00 | 0.77974 | 0.2 | 10.02.2016 02:20:00 | 0.78072 | \$ 2420.92 |
| 1128 | Sell | 10.02.2016 00:25:00 | 0.97367 | 0.68 | 10.02.2016 02:20:00 | 0.97288 | \$ 6181.41 |
| 1127 | Sell | 10.02.2016 00:15:00 | 0.97327 | 0.68 | 10.02.2016 02:20:00 | 0.97291 | \$ 2813.15 |
| 1126 | Sell | 10.02.2016 00:05:00 | 0.97297 | 0.69 | 10.02.2016 02:20:00 | 0.97289 | \$ 628.97 |
| 1125 | Sell | 10.02.2016 00:00:00 | 0.97277 | 0.69 | 10.02.2016 02:20:00 | 0.97292 | \$ -1199.15 |
| 1717 | Buy | 10.02.2016 00:15:00 | 1.1284 | 0.85 | 10.02.2016 02:35:00 | 1.12951 | \$ 9942.13 |
| 1716 | Buy | 09.02.2016 22:05:00 | 1.12853 | 0.86 | 10.02.2016 02:35:00 | 1.12964 | \$ 9553.45 |
| 1715 | Buy | 09.02.2016 21:45:00 | 1.12866 | 0.87 | 10.02.2016 02:35:00 | 1.12952 | \$ 7372.63 |
| 2226 | Buy | 10.02.2016 02:30:00 | 129.788 | 1.81 | 10.02.2016 04:15:00 | 129.873 | \$ 13036.02 |
| 2227 | Sell | 10.02.2016 21:30:00 | 128.405 | 1.83 | 10.02.2016 22:15:00 | 128.054 | \$ 61883.04 |
| 1513 | Buy | 10.02.2016 21:50:00 | 1.39213 | 0.16 | 10.02.2016 23:10:00 | 1.39237 | \$ 109.09 |
| 1514 | Buy | 10.02.2016 21:55:00 | 1.3912 | 0.16 | 10.02.2016 23:10:00 | 1.39227 | \$ 1169.77 |
| 1721 | Sell | 10.02.2016 21:50:00 | 1.12742 | 0.86 | 11.02.2016 00:30:00 | 1.12791 | \$ -4654.58 |
| 1720 | Sell | 10.02.2016 21:45:00 | 1.12714 | 0.87 | 11.02.2016 00:30:00 | 1.12793 | \$ -7460.23 |
| 1719 | Sell | 10.02.2016 21:40:00 | 1.12684 | 0.88 | 11.02.2016 00:30:00 | 1.12797 | \$ -10700.25 |
| 1718 | Sell | 10.02.2016 21:25:00 | 1.12665 | 0.88 | 11.02.2016 00:30:00 | 1.128 | \$ -12741.23 |
| 1086 | Sell | 11.02.2016 00:40:00 | 113.583 | 0.3 | 11.02.2016 01:14:00 | 113.533 | \$ 1129.48 |
| 1132 | Buy | 10.02.2016 22:40:00 | 0.97275 | 0.69 | 11.02.2016 01:27:00 | 0.97299 | \$ 1871.86 |
| 417 | Sell | 10.02.2016 21:25:00 | 0.7769 | 0.2 | 11.02.2016 01:28:00 | 0.77658 | \$ 535.2 |
| 418 | Sell | 10.02.2016 23:00:00 | 0.77714 | 0.2 | 11.02.2016 01:28:00 | 0.77659 | \$ 1161.98 |
| 2228 | Sell | 11.02.2016 00:40:00 | 128.082 | 1.85 | 11.02.2016 01:45:00 | 127.928 | \$ 26120.32 |
| 1085 | Sell | 11.02.2016 00:30:00 | 113.536 | 0.3 | 11.02.2016 01:50:00 | 113.225 | \$ 8959.48 |
| 1515 | Buy | 11.02.2016 02:30:00 | 1.39101 | 0.16 | 11.02.2016 05:30:00 | 1.39329 | \$ 2716.05 |
| 1512 | Buy | 10.02.2016 21:45:00 | 1.39241 | 0.16 | 11.02.2016 05:30:00 | 1.39314 | \$ 600.32 |
| 1511 | Buy | 10.02.2016 21:40:00 | 1.39299 | 0.16 | 11.02.2016 05:30:00 | 1.39318 | \$ -89.75 |
| 1129 | Buy | 10.02.2016 21:25:00 | 0.97434 | 0.7 | 11.02.2016 07:25:00 | 0.97195 | \$ -19305.48 |

| | | | | | | | |
|------|------|---------------------|---------|------|---------------------|---------|--------------|
| 1130 | Buy | 10.02.2016 21:45:00 | 0.97356 | 0.69 | 11.02.2016 07:45:00 | 0.97193 | \$ -12989.7 |
| 1131 | Buy | 10.02.2016 21:55:00 | 0.97296 | 0.69 | 11.02.2016 08:00:00 | 0.9722 | \$ -6075.5 |
| 1087 | Sell | 11.02.2016 22:00:00 | 112.374 | 0.3 | 11.02.2016 22:13:00 | 112.282 | \$ 2389.48 |
| 1516 | Buy | 11.02.2016 22:40:00 | 1.39156 | 0.17 | 11.02.2016 22:52:00 | 1.39172 | \$ 7.29 |
| 1089 | Sell | 11.02.2016 22:45:00 | 112.511 | 0.3 | 11.02.2016 23:15:00 | 112.397 | \$ 3049.48 |
| 2229 | Sell | 11.02.2016 22:00:00 | 127.288 | 1.87 | 11.02.2016 23:15:00 | 127.261 | \$ 2668.81 |
| 2230 | Sell | 11.02.2016 22:40:00 | 127.32 | 1.85 | 11.02.2016 23:15:00 | 127.269 | \$ 7079.65 |
| 2231 | Sell | 11.02.2016 22:45:00 | 127.379 | 1.83 | 11.02.2016 23:15:00 | 127.252 | \$ 20910.07 |
| 1517 | Buy | 11.02.2016 23:20:00 | 1.39148 | 0.17 | 12.02.2016 00:06:00 | 1.39254 | \$ 1181.51 |
| 1090 | Sell | 11.02.2016 23:20:00 | 112.477 | 0.3 | 12.02.2016 00:29:00 | 112.452 | \$ 254.98 |
| 1092 | Sell | 12.02.2016 00:40:00 | 112.582 | 0.3 | 12.02.2016 01:47:00 | 112.533 | \$ 1099.48 |
| 1093 | Sell | 12.02.2016 00:45:00 | 112.625 | 0.3 | 12.02.2016 01:47:00 | 112.53 | \$ 2479.48 |
| 422 | Buy | 11.02.2016 22:50:00 | 0.78205 | 0.2 | 12.02.2016 02:10:00 | 0.78266 | \$ 1307.47 |
| 421 | Buy | 11.02.2016 22:45:00 | 0.78223 | 0.2 | 12.02.2016 02:10:00 | 0.78252 | \$ 436.31 |
| 420 | Buy | 11.02.2016 22:40:00 | 0.78242 | 0.2 | 12.02.2016 02:10:00 | 0.78266 | \$ 300.19 |
| 419 | Buy | 11.02.2016 22:00:00 | 0.78262 | 0.2 | 12.02.2016 02:10:00 | 0.78268 | \$ -189.84 |
| 1091 | Sell | 12.02.2016 00:35:00 | 112.522 | 0.3 | 12.02.2016 02:10:00 | 112.116 | \$ 11809.48 |
| 1088 | Sell | 11.02.2016 22:40:00 | 112.411 | 0.3 | 12.02.2016 02:10:00 | 112.105 | \$ 8684.98 |
| 1724 | Buy | 12.02.2016 01:00:00 | 1.13142 | 0.86 | 12.02.2016 02:10:00 | 1.1327 | \$ 11599.68 |
| 1723 | Buy | 11.02.2016 23:25:00 | 1.13169 | 0.87 | 12.02.2016 02:10:00 | 1.13262 | \$ 8014.36 |
| 1722 | Buy | 11.02.2016 23:20:00 | 1.13208 | 0.88 | 12.02.2016 02:10:00 | 1.13266 | \$ 4860.93 |
| 1949 | Sell | 12.02.2016 01:00:00 | 0.71221 | 0.17 | 12.02.2016 02:30:00 | 0.71064 | \$ 2603.62 |
| 1518 | Buy | 12.02.2016 01:00:00 | 1.39142 | 0.17 | 12.02.2016 02:45:00 | 1.39254 | \$ 1310.77 |
| 2232 | Buy | 12.02.2016 02:30:00 | 127.046 | 1.88 | 12.02.2016 02:46:00 | 127.134 | \$ 14155.42 |
| 1895 | Sell | 11.02.2016 22:50:00 | 1.44812 | 1.38 | 12.02.2016 02:50:00 | 1.44674 | \$ 19618.72 |
| 1894 | Sell | 11.02.2016 22:00:00 | 1.44723 | 1.39 | 12.02.2016 02:50:00 | 1.4466 | \$ 8770.53 |
| 1094 | Buy | 15.02.2016 00:00:00 | 113.405 | 0.31 | 15.02.2016 00:05:00 | 113.356 | \$ -1901.87 |
| 1098 | Buy | 16.02.2016 01:05:00 | 114.403 | 0.3 | 16.02.2016 02:35:00 | 114.607 | \$ 5749.48 |
| 1097 | Buy | 16.02.2016 01:00:00 | 114.455 | 0.3 | 16.02.2016 02:35:00 | 114.602 | \$ 4039.48 |
| 1096 | Buy | 15.02.2016 23:25:00 | 114.565 | 0.3 | 16.02.2016 02:35:00 | 114.606 | \$ 806.98 |
| 1095 | Buy | 15.02.2016 23:00:00 | 114.573 | 0.3 | 16.02.2016 02:35:00 | 114.593 | \$ 176.98 |
| 1136 | Buy | 16.02.2016 02:00:00 | 0.986 | 0.68 | 16.02.2016 02:45:00 | 0.98713 | \$ 8843.55 |
| 1135 | Buy | 16.02.2016 01:05:00 | 0.98623 | 0.68 | 16.02.2016 02:45:00 | 0.98711 | \$ 6885.51 |
| 1134 | Buy | 15.02.2016 23:40:00 | 0.98667 | 0.68 | 16.02.2016 02:45:00 | 0.9871 | \$ 3351.64 |
| 1133 | Buy | 15.02.2016 23:30:00 | 0.98701 | 0.69 | 16.02.2016 02:45:00 | 0.98714 | \$ 1016.71 |
| 1727 | Sell | 16.02.2016 02:00:00 | 1.11772 | 0.87 | 16.02.2016 02:58:00 | 1.11698 | \$ 6787.13 |
| 1726 | Sell | 16.02.2016 01:05:00 | 1.11687 | 0.88 | 16.02.2016 04:40:00 | 1.11651 | \$ 3339.8 |
| 1725 | Sell | 16.02.2016 01:00:00 | 1.11638 | 0.88 | 16.02.2016 04:40:00 | 1.11658 | \$ -1855.44 |
| 1899 | Sell | 16.02.2016 01:55:00 | 1.44475 | 1.36 | 16.02.2016 04:55:00 | 1.44311 | \$ 23513.55 |
| 1898 | Sell | 16.02.2016 01:40:00 | 1.44455 | 1.38 | 16.02.2016 04:55:00 | 1.44329 | \$ 18330.95 |
| 1897 | Sell | 16.02.2016 01:35:00 | 1.44425 | 1.39 | 16.02.2016 04:55:00 | 1.44323 | \$ 14946.88 |
| 1896 | Sell | 16.02.2016 01:30:00 | 1.44416 | 1.4 | 16.02.2016 04:55:00 | 1.44322 | \$ 13873.67 |
| 1950 | Sell | 16.02.2016 02:30:00 | 0.71558 | 0.17 | 16.02.2016 06:30:00 | 0.71598 | \$ -926.79 |
| 1519 | Buy | 16.02.2016 02:30:00 | 1.37867 | 0.16 | 16.02.2016 11:10:00 | 1.37892 | \$ 121.87 |
| 1520 | Buy | 17.02.2016 00:00:00 | 1.38635 | 0.16 | 17.02.2016 00:53:00 | 1.38706 | \$ 709.72 |
| 1100 | Sell | 17.02.2016 01:00:00 | 114.215 | 0.3 | 17.02.2016 02:00:00 | 114.171 | \$ 949.48 |
| 1954 | Sell | 17.02.2016 02:05:00 | 0.71182 | 0.17 | 17.02.2016 02:25:00 | 0.71085 | \$ 1528.36 |
| 1953 | Sell | 17.02.2016 02:00:00 | 0.71161 | 0.17 | 17.02.2016 02:25:00 | 0.71095 | \$ 972.82 |
| 1952 | Sell | 17.02.2016 01:00:00 | 0.7115 | 0.17 | 17.02.2016 02:25:00 | 0.71094 | \$ 793.61 |
| 1951 | Sell | 17.02.2016 00:00:00 | 0.71102 | 0.17 | 17.02.2016 02:25:00 | 0.71097 | \$ -120.36 |
| 1903 | Sell | 17.02.2016 00:00:00 | 1.43024 | 1.38 | 17.02.2016 02:30:00 | 1.42943 | \$ 11784.18 |
| 1902 | Sell | 16.02.2016 23:55:00 | 1.42981 | 1.39 | 17.02.2016 02:30:00 | 1.42935 | \$ 6279.39 |
| 1901 | Sell | 16.02.2016 23:30:00 | 1.42947 | 1.41 | 17.02.2016 02:30:00 | 1.42946 | \$ -319.35 |
| 1900 | Sell | 16.02.2016 23:00:00 | 1.42916 | 1.42 | 17.02.2016 02:30:00 | 1.4295 | \$ -5561.15 |
| 1523 | Buy | 17.02.2016 02:00:00 | 1.38596 | 0.16 | 17.02.2016 02:40:00 | 1.38746 | \$ 1719.27 |
| 1522 | Buy | 17.02.2016 01:10:00 | 1.38645 | 0.16 | 17.02.2016 02:40:00 | 1.38743 | \$ 1054.76 |
| 1521 | Buy | 17.02.2016 01:00:00 | 1.38663 | 0.16 | 17.02.2016 02:40:00 | 1.38758 | \$ 1016.41 |
| 2236 | Sell | 16.02.2016 23:30:00 | 127.039 | 1.83 | 17.02.2016 03:20:00 | 127.053 | \$ -5294.96 |
| 2235 | Sell | 16.02.2016 23:05:00 | 126.982 | 1.85 | 17.02.2016 03:20:00 | 127.05 | \$ -15341.88 |
| 2234 | Sell | 16.02.2016 23:00:00 | 126.97 | 1.87 | 17.02.2016 03:20:00 | 127.063 | \$ -20182.5 |

| | | | | | | | |
|------|------|---------------------|---------|------|---------------------|---------|--------------|
| 2233 | Sell | 16.02.2016 21:25:00 | 126.924 | 1.89 | 17.02.2016 03:20:00 | 127.051 | \$ -26823.5 |
| 1099 | Sell | 16.02.2016 23:30:00 | 114.059 | 0.31 | 17.02.2016 03:25:00 | 113.951 | \$ 2836.48 |
| 423 | Buy | 17.02.2016 00:00:00 | 0.77884 | 0.2 | 17.02.2016 05:25:00 | 0.77973 | \$ 2175.91 |
| 1904 | Buy | 17.02.2016 21:30:00 | 1.4275 | 1.42 | 17.02.2016 22:58:00 | 1.42844 | \$ 14065.45 |
| 1103 | Buy | 17.02.2016 22:00:00 | 113.756 | 0.3 | 17.02.2016 23:20:00 | 113.976 | \$ 6229.48 |
| 1102 | Buy | 17.02.2016 21:50:00 | 113.847 | 0.31 | 17.02.2016 23:20:00 | 113.976 | \$ 3616.13 |
| 1101 | Buy | 17.02.2016 21:40:00 | 113.898 | 0.31 | 17.02.2016 23:20:00 | 113.966 | \$ 1725.13 |
| 1527 | Sell | 17.02.2016 22:10:00 | 1.37259 | 0.16 | 17.02.2016 23:35:00 | 1.36772 | \$ 6029.21 |
| 1526 | Sell | 17.02.2016 22:05:00 | 1.37217 | 0.16 | 17.02.2016 23:35:00 | 1.36768 | \$ 5543.34 |
| 1525 | Sell | 17.02.2016 22:00:00 | 1.37188 | 0.16 | 17.02.2016 23:35:00 | 1.36773 | \$ 5108.61 |
| 1524 | Sell | 17.02.2016 21:55:00 | 1.37156 | 0.16 | 17.02.2016 23:35:00 | 1.36765 | \$ 4801.75 |
| 2240 | Buy | 17.02.2016 21:40:00 | 126.77 | 1.82 | 17.02.2016 23:50:00 | 126.899 | \$ 21170.75 |
| 2239 | Buy | 17.02.2016 21:35:00 | 126.829 | 1.84 | 17.02.2016 23:50:00 | 126.895 | \$ 9810.33 |
| 2238 | Buy | 17.02.2016 21:30:00 | 126.862 | 1.85 | 17.02.2016 23:50:00 | 126.899 | \$ 4498.15 |
| 2237 | Buy | 17.02.2016 21:25:00 | 126.898 | 1.87 | 17.02.2016 23:50:00 | 126.894 | \$ -3120.88 |
| 1137 | Buy | 17.02.2016 22:00:00 | 0.99085 | 0.7 | 18.02.2016 01:30:00 | 0.99279 | \$ 15605.28 |
| 1528 | Sell | 18.02.2016 01:00:00 | 1.36869 | 0.17 | 18.02.2016 02:29:00 | 1.36821 | \$ 442.13 |
| 2243 | Sell | 18.02.2016 01:40:00 | 127.121 | 1.84 | 18.02.2016 02:35:00 | 126.913 | \$ 35932.92 |
| 2242 | Sell | 18.02.2016 01:35:00 | 127.107 | 1.86 | 18.02.2016 02:35:00 | 126.914 | \$ 33533.57 |
| 2241 | Sell | 18.02.2016 01:30:00 | 127.056 | 1.88 | 18.02.2016 02:35:00 | 126.904 | \$ 26187.2 |
| 1905 | Buy | 18.02.2016 21:45:00 | 1.43156 | 1.42 | 18.02.2016 23:04:00 | 1.43205 | \$ 7331.99 |
| 1531 | Buy | 19.02.2016 00:30:00 | 1.37179 | 0.17 | 19.02.2016 00:57:00 | 1.37225 | \$ 414.63 |
| 2246 | Sell | 19.02.2016 01:35:00 | 125.92 | 1.89 | 19.02.2016 02:05:00 | 125.713 | \$ 36742.87 |
| 2245 | Sell | 19.02.2016 01:25:00 | 125.914 | 1.9 | 19.02.2016 02:05:00 | 125.726 | \$ 33327.42 |
| 2244 | Sell | 19.02.2016 01:00:00 | 125.906 | 1.92 | 19.02.2016 02:05:00 | 125.715 | \$ 34254.72 |
| 1530 | Buy | 19.02.2016 00:05:00 | 1.37221 | 0.17 | 19.02.2016 02:10:00 | 1.37471 | \$ 3184.51 |
| 1529 | Buy | 19.02.2016 00:00:00 | 1.37255 | 0.17 | 19.02.2016 02:10:00 | 1.37463 | \$ 2614.25 |
| 424 | Buy | 22.02.2016 00:00:00 | 0.77864 | 0.2 | 22.02.2016 00:05:00 | 0.7784 | \$ -900.38 |
| 1906 | Sell | 22.02.2016 00:00:00 | 1.42605 | 1.42 | 22.02.2016 00:05:00 | 1.42783 | \$ -26646.72 |
| 1907 | Buy | 22.02.2016 02:00:00 | 1.42619 | 1.42 | 22.02.2016 03:14:00 | 1.42858 | \$ 35762.16 |
| 428 | Sell | 22.02.2016 01:45:00 | 0.77876 | 0.2 | 22.02.2016 03:36:00 | 0.77812 | \$ 1497.08 |
| 427 | Sell | 22.02.2016 01:10:00 | 0.77815 | 0.2 | 22.02.2016 05:30:00 | 0.77779 | \$ 734.04 |
| 426 | Sell | 22.02.2016 01:05:00 | 0.77783 | 0.2 | 22.02.2016 05:30:00 | 0.77791 | \$ -465.02 |
| 425 | Sell | 22.02.2016 00:30:00 | 0.77768 | 0.2 | 22.02.2016 05:30:00 | 0.77783 | \$ -655.78 |
| 1104 | Sell | 22.02.2016 02:30:00 | 112.704 | 0.31 | 22.02.2016 08:35:00 | 112.836 | \$ -4474.87 |
| 1908 | Sell | 22.02.2016 21:25:00 | 1.41608 | 1.43 | 22.02.2016 23:32:00 | 1.41551 | \$ 8593.03 |
| 1138 | Buy | 22.02.2016 22:35:00 | 0.99837 | 0.7 | 22.02.2016 23:45:00 | 0.99885 | \$ 3863.02 |
| 1108 | Buy | 22.02.2016 22:05:00 | 112.782 | 0.31 | 23.02.2016 00:30:00 | 112.947 | \$ 4677.88 |
| 1107 | Buy | 22.02.2016 21:50:00 | 112.825 | 0.31 | 23.02.2016 00:30:00 | 112.955 | \$ 3592.88 |
| 1106 | Buy | 22.02.2016 21:35:00 | 112.947 | 0.31 | 23.02.2016 00:30:00 | 112.94 | \$ -654.12 |
| 1105 | Buy | 22.02.2016 21:30:00 | 112.994 | 0.31 | 23.02.2016 00:30:00 | 112.954 | \$ -1677.12 |
| 1955 | Buy | 23.02.2016 00:00:00 | 0.72267 | 0.17 | 23.02.2016 01:30:00 | 0.72309 | \$ 542.47 |
| 1534 | Sell | 22.02.2016 23:15:00 | 1.37187 | 0.17 | 23.02.2016 02:15:00 | 1.36984 | \$ 2497.32 |
| 1533 | Sell | 22.02.2016 22:05:00 | 1.37113 | 0.17 | 23.02.2016 02:15:00 | 1.36979 | \$ 1559.95 |
| 1532 | Sell | 22.02.2016 22:00:00 | 1.37083 | 0.17 | 23.02.2016 02:15:00 | 1.36974 | \$ 1220.32 |
| 1730 | Sell | 22.02.2016 22:35:00 | 1.1033 | 0.89 | 23.02.2016 07:35:00 | 1.10384 | \$ -5139.77 |
| 1729 | Sell | 22.02.2016 22:20:00 | 1.10309 | 0.9 | 23.02.2016 07:35:00 | 1.10377 | \$ -6525.85 |
| 1728 | Sell | 22.02.2016 22:10:00 | 1.10278 | 0.91 | 23.02.2016 07:35:00 | 1.10386 | \$ -10435.76 |
| 1139 | Sell | 23.02.2016 22:00:00 | 0.99251 | 0.71 | 23.02.2016 23:00:00 | 0.9915 | \$ 8253.44 |
| 1535 | Buy | 23.02.2016 21:25:00 | 1.37436 | 0.17 | 23.02.2016 23:35:00 | 1.37813 | \$ 4908.91 |
| 1958 | Sell | 24.02.2016 22:35:00 | 0.72112 | 0.17 | 24.02.2016 23:45:00 | 0.71969 | \$ 2352.73 |
| 1957 | Sell | 24.02.2016 21:45:00 | 0.72082 | 0.17 | 24.02.2016 23:45:00 | 0.71955 | \$ 2065.99 |
| 1956 | Sell | 24.02.2016 21:25:00 | 0.72054 | 0.17 | 24.02.2016 23:45:00 | 0.71969 | \$ 1313.32 |
| 432 | Buy | 24.02.2016 23:20:00 | 0.78985 | 0.2 | 24.02.2016 23:55:00 | 0.79087 | \$ 2529.82 |
| 431 | Buy | 24.02.2016 22:40:00 | 0.79008 | 0.2 | 24.02.2016 23:55:00 | 0.79084 | \$ 1822.0 |
| 430 | Buy | 24.02.2016 22:35:00 | 0.7902 | 0.21 | 24.02.2016 23:55:00 | 0.79082 | \$ 1512.91 |
| 429 | Buy | 24.02.2016 22:30:00 | 0.79046 | 0.21 | 24.02.2016 23:55:00 | 0.79091 | \$ 1026.96 |
| 1909 | Sell | 24.02.2016 23:20:00 | 1.39391 | 1.43 | 25.02.2016 00:03:00 | 1.39317 | \$ 9731.94 |
| 1910 | Sell | 24.02.2016 23:30:00 | 1.39432 | 1.42 | 25.02.2016 00:03:00 | 1.39325 | \$ 14604.02 |
| 1112 | Sell | 24.02.2016 22:10:00 | 111.827 | 0.31 | 25.02.2016 01:05:00 | 111.955 | \$ -4736.82 |

| | | | | | | | |
|------|------|---------------------|---------|------|---------------------|---------|--------------|
| 1111 | Sell | 24.02.2016 21:45:00 | 111.748 | 0.31 | 25.02.2016 01:05:00 | 111.949 | \$ -6999.82 |
| 1110 | Sell | 24.02.2016 21:40:00 | 111.727 | 0.31 | 25.02.2016 01:05:00 | 111.947 | \$ -7588.82 |
| 1109 | Sell | 24.02.2016 21:25:00 | 111.693 | 0.32 | 25.02.2016 01:05:00 | 111.964 | \$ -9465.62 |
| 2250 | Sell | 24.02.2016 22:15:00 | 123.145 | 1.93 | 25.02.2016 01:05:00 | 123.365 | \$ -46128.06 |
| 2249 | Sell | 24.02.2016 22:10:00 | 123.12 | 1.95 | 25.02.2016 01:05:00 | 123.359 | \$ -50310.29 |
| 2248 | Sell | 24.02.2016 21:30:00 | 123.055 | 1.98 | 25.02.2016 01:05:00 | 123.354 | \$ -62963.05 |
| 2247 | Sell | 24.02.2016 21:25:00 | 123.02 | 1.99 | 25.02.2016 01:05:00 | 123.357 | \$ -70842.51 |
| 1539 | Buy | 24.02.2016 21:50:00 | 1.37064 | 0.17 | 25.02.2016 01:45:00 | 1.37064 | \$ -353.34 |
| 1538 | Buy | 24.02.2016 21:45:00 | 1.37149 | 0.17 | 25.02.2016 01:45:00 | 1.37078 | \$ -1317.37 |
| 1537 | Buy | 24.02.2016 21:30:00 | 1.37196 | 0.17 | 25.02.2016 01:45:00 | 1.37079 | \$ -1941.96 |
| 1536 | Buy | 24.02.2016 21:25:00 | 1.37282 | 0.17 | 25.02.2016 01:45:00 | 1.37073 | \$ -3191.12 |
| 1143 | Sell | 24.02.2016 23:00:00 | 0.98908 | 0.7 | 25.02.2016 03:55:00 | 0.98875 | \$ 1463.94 |
| 1142 | Sell | 24.02.2016 22:20:00 | 0.98867 | 0.7 | 25.02.2016 03:55:00 | 0.98863 | \$ -874.5 |
| 1141 | Sell | 24.02.2016 22:10:00 | 0.98837 | 0.71 | 25.02.2016 03:55:00 | 0.98867 | \$ -3667.76 |
| 1140 | Sell | 24.02.2016 22:05:00 | 0.98801 | 0.71 | 25.02.2016 03:55:00 | 0.98872 | \$ -7021.05 |
| 1540 | Sell | 25.02.2016 22:30:00 | 1.35474 | 0.17 | 25.02.2016 23:55:00 | 1.353 | \$ 2153.87 |
| 2251 | Buy | 26.02.2016 01:00:00 | 124.433 | 1.91 | 26.02.2016 01:50:00 | 124.557 | \$ 21307.5 |
| 1959 | Buy | 26.02.2016 01:00:00 | 0.72232 | 0.17 | 26.02.2016 02:55:00 | 0.72482 | \$ 4268.77 |
| 1541 | Sell | 26.02.2016 01:00:00 | 1.35401 | 0.17 | 26.02.2016 07:24:00 | 1.35361 | \$ 333.45 |
| 1542 | Sell | 26.02.2016 01:15:00 | 1.3543 | 0.17 | 26.02.2016 07:24:00 | 1.35373 | \$ 564.4 |
| 1543 | Sell | 26.02.2016 01:45:00 | 1.35449 | 0.17 | 26.02.2016 07:24:00 | 1.35375 | \$ 795.35 |
| 1115 | Buy | 29.02.2016 01:35:00 | 113.559 | 0.3 | 29.02.2016 02:25:00 | 113.807 | \$ 7069.48 |
| 1114 | Buy | 29.02.2016 01:20:00 | 113.628 | 0.3 | 29.02.2016 02:25:00 | 113.802 | \$ 4849.48 |
| 1113 | Buy | 29.02.2016 01:00:00 | 113.689 | 0.31 | 29.02.2016 02:25:00 | 113.813 | \$ 3461.13 |
| 1546 | Sell | 29.02.2016 01:45:00 | 1.35495 | 0.17 | 29.02.2016 03:15:00 | 1.35391 | \$ 1202.9 |
| 1545 | Sell | 29.02.2016 01:35:00 | 1.35486 | 0.17 | 29.02.2016 03:15:00 | 1.35395 | \$ 1026.29 |
| 1544 | Sell | 29.02.2016 01:30:00 | 1.35432 | 0.17 | 29.02.2016 03:15:00 | 1.354 | \$ 224.77 |
| 1547 | Buy | 29.02.2016 22:00:00 | 1.35096 | 0.17 | 29.02.2016 23:05:00 | 1.35347 | \$ 3198.09 |
| 1548 | Sell | 29.02.2016 23:30:00 | 1.35456 | 0.17 | 01.03.2016 02:13:00 | 1.35437 | \$ -2.35 |
| 1732 | Sell | 29.02.2016 21:45:00 | 1.0884 | 0.91 | 01.03.2016 02:30:00 | 1.08801 | \$ 3666.67 |
| 1731 | Sell | 29.02.2016 21:40:00 | 1.08809 | 0.91 | 01.03.2016 02:30:00 | 1.08801 | \$ 692.69 |
| 1116 | Buy | 01.03.2016 22:30:00 | 113.84 | 0.31 | 02.03.2016 00:05:00 | 114.067 | \$ 6599.88 |
| 2253 | Buy | 01.03.2016 23:00:00 | 123.738 | 1.91 | 02.03.2016 00:05:00 | 123.969 | \$ 40892.34 |
| 2252 | Buy | 01.03.2016 22:30:00 | 123.759 | 1.92 | 02.03.2016 00:05:00 | 123.97 | \$ 37266.12 |
| 1551 | Sell | 01.03.2016 23:35:00 | 1.34274 | 0.17 | 02.03.2016 00:15:00 | 1.34159 | \$ 1301.83 |
| 1147 | Buy | 01.03.2016 22:25:00 | 0.99675 | 0.69 | 02.03.2016 03:10:00 | 0.99745 | \$ 5546.71 |
| 1146 | Buy | 01.03.2016 22:20:00 | 0.99701 | 0.69 | 02.03.2016 03:10:00 | 0.99727 | \$ 2049.88 |
| 1145 | Buy | 01.03.2016 21:55:00 | 0.99733 | 0.69 | 02.03.2016 03:10:00 | 0.99744 | \$ 857.77 |
| 1144 | Buy | 01.03.2016 21:30:00 | 0.99747 | 0.7 | 02.03.2016 03:10:00 | 0.99731 | \$ -1306.68 |
| 1553 | Sell | 02.03.2016 01:45:00 | 1.34246 | 0.17 | 02.03.2016 03:10:00 | 1.34181 | \$ 673.08 |
| 1552 | Sell | 02.03.2016 00:35:00 | 1.34216 | 0.17 | 02.03.2016 03:10:00 | 1.34185 | \$ 211.19 |
| 1550 | Sell | 01.03.2016 23:30:00 | 1.34152 | 0.17 | 02.03.2016 03:10:00 | 1.34176 | \$ -586.52 |
| 1549 | Sell | 01.03.2016 23:00:00 | 1.34141 | 0.17 | 02.03.2016 03:10:00 | 1.34179 | \$ -776.71 |
| 1117 | Buy | 02.03.2016 02:00:00 | 113.922 | 0.31 | 02.03.2016 03:17:00 | 114.032 | \$ 3027.13 |
| 1118 | Buy | 02.03.2016 02:05:00 | 113.871 | 0.31 | 02.03.2016 03:17:00 | 114.018 | \$ 4174.13 |
| 1119 | Buy | 02.03.2016 02:10:00 | 113.821 | 0.31 | 02.03.2016 03:17:00 | 114.02 | \$ 5786.13 |
| 1120 | Buy | 02.03.2016 02:15:00 | 113.77 | 0.3 | 02.03.2016 03:17:00 | 114.027 | \$ 7339.48 |
| 2254 | Buy | 02.03.2016 02:05:00 | 123.849 | 1.94 | 02.03.2016 03:18:00 | 123.952 | \$ 17579.52 |
| 2255 | Buy | 02.03.2016 02:10:00 | 123.82 | 1.93 | 02.03.2016 03:18:00 | 123.956 | \$ 23858.43 |
| 2256 | Buy | 02.03.2016 02:15:00 | 123.765 | 1.91 | 02.03.2016 03:18:00 | 123.953 | \$ 33543.97 |
| 2257 | Buy | 02.03.2016 02:20:00 | 123.722 | 1.89 | 02.03.2016 03:18:00 | 123.964 | \$ 43399.65 |
| 1733 | Sell | 01.03.2016 21:25:00 | 1.08708 | 0.91 | 02.03.2016 03:25:00 | 1.08697 | \$ 980.49 |
| 1121 | Buy | 02.03.2016 21:25:00 | 113.325 | 0.31 | 02.03.2016 22:24:00 | 113.366 | \$ 888.13 |
| 1122 | Buy | 02.03.2016 21:30:00 | 113.296 | 0.31 | 02.03.2016 22:24:00 | 113.353 | \$ 1384.13 |
| 1148 | Buy | 02.03.2016 21:30:00 | 0.99586 | 0.7 | 02.03.2016 23:35:00 | 0.99701 | \$ 9264.91 |
| 2258 | Buy | 02.03.2016 21:25:00 | 123.19 | 1.99 | 02.03.2016 23:55:00 | 123.296 | \$ 18642.64 |
| 1961 | Buy | 03.03.2016 00:50:00 | 0.72828 | 0.17 | 03.03.2016 02:05:00 | 0.72917 | \$ 1384.47 |
| 1960 | Buy | 03.03.2016 00:30:00 | 0.72864 | 0.17 | 03.03.2016 02:05:00 | 0.72903 | \$ 488.72 |
| 2261 | Sell | 03.03.2016 00:45:00 | 123.447 | 1.95 | 03.03.2016 02:17:00 | 123.419 | \$ 3052.86 |
| 2262 | Sell | 03.03.2016 00:50:00 | 123.484 | 1.93 | 03.03.2016 02:17:00 | 123.413 | \$ 11319.8 |

| | | | | | | | |
|------|------|---------------------|---------|------|---------------------|---------|---------------|
| 1735 | Sell | 02.03.2016 21:30:00 | 1.08708 | 0.91 | 03.03.2016 04:35:00 | 1.08658 | \$ 4572.38 |
| 1734 | Sell | 02.03.2016 21:25:00 | 1.08692 | 0.91 | 03.03.2016 04:35:00 | 1.0865 | \$ 3804.9 |
| 1557 | Buy | 02.03.2016 23:15:00 | 1.3425 | 0.17 | 03.03.2016 05:25:00 | 1.34223 | \$ -719.95 |
| 1556 | Buy | 02.03.2016 23:00:00 | 1.34274 | 0.17 | 03.03.2016 05:25:00 | 1.34218 | \$ -1113.7 |
| 1555 | Buy | 02.03.2016 22:25:00 | 1.34285 | 0.17 | 03.03.2016 05:25:00 | 1.34216 | \$ -1290.21 |
| 1554 | Buy | 02.03.2016 21:30:00 | 1.34321 | 0.17 | 03.03.2016 05:25:00 | 1.34207 | \$ -1901.22 |
| 2259 | Sell | 03.03.2016 00:00:00 | 123.334 | 1.99 | 03.03.2016 10:05:00 | 124.016 | \$ -138172.27 |
| 2260 | Sell | 03.03.2016 00:10:00 | 123.368 | 1.97 | 03.03.2016 10:15:00 | 123.849 | \$ -97187.23 |
| 1123 | Sell | 03.03.2016 01:00:00 | 113.591 | 0.31 | 03.03.2016 10:25:00 | 113.946 | \$ -11387.87 |
| 2263 | Sell | 03.03.2016 02:30:00 | 123.487 | 1.95 | 03.03.2016 10:50:00 | 123.741 | \$ -51938.02 |
| 1964 | Buy | 04.03.2016 00:30:00 | 0.73473 | 0.16 | 04.03.2016 01:30:00 | 0.73542 | \$ 965.81 |
| 1963 | Buy | 03.03.2016 23:30:00 | 0.73526 | 0.16 | 04.03.2016 01:30:00 | 0.7354 | \$ 2.86 |
| 1962 | Buy | 03.03.2016 22:00:00 | 0.73548 | 0.16 | 04.03.2016 01:30:00 | 0.73545 | \$ -283.77 |
| 1152 | Sell | 04.03.2016 01:50:00 | 0.99233 | 0.69 | 04.03.2016 02:55:00 | 0.9912 | \$ 8974.76 |
| 1151 | Sell | 04.03.2016 01:30:00 | 0.99219 | 0.7 | 04.03.2016 02:55:00 | 0.99116 | \$ 8298.46 |
| 1150 | Sell | 04.03.2016 00:25:00 | 0.99203 | 0.7 | 04.03.2016 02:55:00 | 0.99121 | \$ 6605.12 |
| 1149 | Sell | 04.03.2016 00:00:00 | 0.99178 | 0.7 | 04.03.2016 02:55:00 | 0.99114 | \$ 5153.68 |
| 1738 | Buy | 04.03.2016 01:05:00 | 1.09466 | 0.89 | 04.03.2016 03:05:00 | 1.09547 | \$ 7596.48 |
| 1737 | Buy | 04.03.2016 00:55:00 | 1.0949 | 0.9 | 04.03.2016 03:05:00 | 1.09537 | \$ 4457.36 |
| 1736 | Buy | 04.03.2016 00:40:00 | 1.09506 | 0.91 | 04.03.2016 03:05:00 | 1.09548 | \$ 4027.44 |
| 1911 | Buy | 04.03.2016 01:15:00 | 1.41675 | 1.44 | 04.03.2016 05:40:00 | 1.41702 | \$ 4096.98 |
| 2266 | Buy | 04.03.2016 02:10:00 | 124.352 | 1.86 | 04.03.2016 07:25:00 | 124.53 | \$ 30795.11 |
| 2265 | Buy | 04.03.2016 02:05:00 | 124.391 | 1.88 | 04.03.2016 07:25:00 | 124.532 | \$ 24169.47 |
| 2264 | Buy | 04.03.2016 02:00:00 | 124.448 | 1.9 | 04.03.2016 07:25:00 | 124.522 | \$ 11695.54 |
| 2270 | Buy | 07.03.2016 00:30:00 | 125.059 | 1.85 | 07.03.2016 01:21:00 | 125.122 | \$ 9341.28 |
| 1967 | Buy | 07.03.2016 02:25:00 | 0.74038 | 0.16 | 07.03.2016 03:46:00 | 0.74073 | \$ 392.53 |
| 1125 | Buy | 07.03.2016 02:30:00 | 113.625 | 0.31 | 07.03.2016 03:55:00 | 113.802 | \$ 5104.13 |
| 1124 | Buy | 07.03.2016 00:00:00 | 113.912 | 0.31 | 07.03.2016 03:55:00 | 113.799 | \$ -3885.87 |
| 1561 | Sell | 07.03.2016 02:15:00 | 1.3339 | 0.17 | 07.03.2016 06:05:00 | 1.33396 | \$ -291.47 |
| 1560 | Sell | 07.03.2016 02:10:00 | 1.33371 | 0.17 | 07.03.2016 06:05:00 | 1.33413 | \$ -780.54 |
| 1559 | Sell | 07.03.2016 02:00:00 | 1.33348 | 0.17 | 07.03.2016 06:05:00 | 1.33402 | \$ -943.56 |
| 1558 | Sell | 07.03.2016 00:45:00 | 1.33335 | 0.17 | 07.03.2016 06:05:00 | 1.33411 | \$ -1242.43 |
| 1915 | Buy | 07.03.2016 02:00:00 | 1.42091 | 1.4 | 07.03.2016 06:05:00 | 1.42143 | \$ 7671.31 |
| 1914 | Buy | 07.03.2016 01:55:00 | 1.42135 | 1.41 | 07.03.2016 06:05:00 | 1.42135 | \$ 0.0 |
| 1913 | Buy | 07.03.2016 01:50:00 | 1.4214 | 1.43 | 07.03.2016 06:05:00 | 1.42142 | \$ 301.37 |
| 1912 | Buy | 07.03.2016 01:30:00 | 1.42156 | 1.44 | 07.03.2016 06:05:00 | 1.42131 | \$ -3793.5 |
| 2271 | Buy | 07.03.2016 02:05:00 | 125.004 | 1.84 | 07.03.2016 06:40:00 | 125.029 | \$ 2300.09 |
| 2269 | Buy | 07.03.2016 00:20:00 | 125.101 | 1.87 | 07.03.2016 06:40:00 | 125.035 | \$ -14681.26 |
| 2268 | Buy | 07.03.2016 00:15:00 | 125.144 | 1.89 | 07.03.2016 06:40:00 | 125.036 | \$ -22777.03 |
| 2267 | Buy | 07.03.2016 00:00:00 | 125.196 | 1.9 | 07.03.2016 06:40:00 | 125.024 | \$ -35058.65 |
| 1739 | Buy | 07.03.2016 00:55:00 | 1.09915 | 0.91 | 07.03.2016 07:45:00 | 1.09919 | \$ 383.57 |
| 1965 | Buy | 07.03.2016 00:30:00 | 0.74108 | 0.16 | 07.03.2016 10:35:00 | 0.74121 | \$ 21.59 |
| 1966 | Buy | 07.03.2016 02:00:00 | 0.7406 | 0.16 | 07.03.2016 12:05:00 | 0.73945 | \$ -2136.64 |
| 1126 | Sell | 08.03.2016 02:00:00 | 113.486 | 0.31 | 08.03.2016 02:30:00 | 113.132 | \$ 10591.13 |
| 2272 | Buy | 08.03.2016 02:30:00 | 124.659 | 1.89 | 08.03.2016 05:40:00 | 124.576 | \$ -18043.21 |
| 1563 | Sell | 08.03.2016 01:05:00 | 1.32913 | 0.17 | 08.03.2016 10:10:00 | 1.33225 | \$ -4448.54 |
| 1562 | Sell | 08.03.2016 01:00:00 | 1.32901 | 0.17 | 08.03.2016 10:10:00 | 1.33224 | \$ -4597.99 |
| 1968 | Buy | 08.03.2016 01:30:00 | 0.74555 | 0.16 | 08.03.2016 10:15:00 | 0.74325 | \$ -4075.67 |
| 1971 | Buy | 09.03.2016 01:00:00 | 0.74246 | 0.16 | 09.03.2016 05:20:00 | 0.74244 | \$ -231.34 |
| 1970 | Buy | 08.03.2016 22:40:00 | 0.74336 | 0.16 | 09.03.2016 05:20:00 | 0.74234 | \$ -1953.03 |
| 1969 | Buy | 08.03.2016 22:30:00 | 0.74383 | 0.16 | 09.03.2016 05:20:00 | 0.74228 | \$ -2846.66 |
| 1564 | Sell | 10.03.2016 00:25:00 | 1.32544 | 0.17 | 10.03.2016 02:01:00 | 1.32497 | \$ 428.54 |
| 1129 | Buy | 10.03.2016 02:20:00 | 113.174 | 0.31 | 10.03.2016 03:15:00 | 113.354 | \$ 5197.13 |
| 1128 | Buy | 10.03.2016 02:15:00 | 113.191 | 0.31 | 10.03.2016 03:15:00 | 113.363 | \$ 4949.13 |
| 1127 | Buy | 10.03.2016 02:00:00 | 113.242 | 0.32 | 10.03.2016 03:15:00 | 113.355 | \$ 3220.78 |
| 2276 | Buy | 10.03.2016 01:30:00 | 124.528 | 1.84 | 10.03.2016 03:20:00 | 124.615 | \$ 13716.83 |
| 2275 | Buy | 10.03.2016 01:25:00 | 124.56 | 1.86 | 10.03.2016 03:20:00 | 124.617 | \$ 8285.31 |
| 2274 | Buy | 10.03.2016 00:40:00 | 124.578 | 1.87 | 10.03.2016 03:20:00 | 124.625 | \$ 6459.28 |
| 2273 | Buy | 10.03.2016 00:00:00 | 124.644 | 1.89 | 10.03.2016 03:20:00 | 124.627 | \$ -5568.7 |
| 1975 | Buy | 10.03.2016 02:05:00 | 0.74637 | 0.16 | 10.03.2016 03:35:00 | 0.74764 | \$ 1943.76 |

| | | | | | | | |
|------|------|---------------------|---------|------|---------------------|---------|--------------|
| 1974 | Buy | 10.03.2016 00:35:00 | 0.74674 | 0.16 | 10.03.2016 03:35:00 | 0.74761 | \$ 1269.31 |
| 1973 | Buy | 10.03.2016 00:30:00 | 0.74726 | 0.16 | 10.03.2016 03:35:00 | 0.74776 | \$ 645.45 |
| 1972 | Buy | 09.03.2016 22:30:00 | 0.74795 | 0.16 | 10.03.2016 03:35:00 | 0.7478 | \$ -557.26 |
| 1153 | Sell | 10.03.2016 01:30:00 | 0.99832 | 0.71 | 10.03.2016 04:10:00 | 0.99757 | \$ 6126.97 |
| 1565 | Sell | 10.03.2016 02:05:00 | 1.32552 | 0.17 | 10.03.2016 05:00:00 | 1.3263 | \$ -1269.6 |
| 1743 | Buy | 10.03.2016 02:00:00 | 1.09856 | 0.89 | 10.03.2016 07:50:00 | 1.098 | \$ -5251.89 |
| 1742 | Buy | 10.03.2016 01:45:00 | 1.09874 | 0.89 | 10.03.2016 07:50:00 | 1.09791 | \$ -7784.05 |
| 1741 | Buy | 10.03.2016 01:30:00 | 1.099 | 0.9 | 10.03.2016 07:50:00 | 1.09793 | \$ -10147.61 |
| 1740 | Buy | 09.03.2016 22:00:00 | 1.1001 | 0.91 | 10.03.2016 07:50:00 | 1.09786 | \$ -23084.78 |
| 1569 | Buy | 10.03.2016 23:45:00 | 1.33306 | 0.17 | 11.03.2016 00:05:00 | 1.33342 | \$ 231.05 |
| 1130 | Sell | 10.03.2016 22:30:00 | 113.283 | 0.32 | 11.03.2016 00:16:00 | 113.241 | \$ 815.98 |
| 1157 | Sell | 10.03.2016 22:55:00 | 0.98501 | 0.7 | 11.03.2016 00:50:00 | 0.9841 | \$ 6934.16 |
| 1156 | Sell | 10.03.2016 22:50:00 | 0.98473 | 0.71 | 11.03.2016 00:50:00 | 0.98401 | \$ 5479.25 |
| 1155 | Sell | 10.03.2016 22:45:00 | 0.98455 | 0.71 | 11.03.2016 00:50:00 | 0.98409 | \$ 3352.77 |
| 1154 | Sell | 10.03.2016 22:30:00 | 0.98429 | 0.71 | 11.03.2016 00:50:00 | 0.98392 | \$ 2616.69 |
| 1917 | Buy | 10.03.2016 22:45:00 | 1.42772 | 1.43 | 11.03.2016 01:00:00 | 1.42849 | \$ 10992.6 |
| 1916 | Buy | 10.03.2016 22:35:00 | 1.42797 | 1.44 | 11.03.2016 01:00:00 | 1.42867 | \$ 10007.28 |
| 1131 | Sell | 11.03.2016 00:30:00 | 113.232 | 0.32 | 11.03.2016 01:15:00 | 113.078 | \$ 4532.78 |
| 435 | Buy | 11.03.2016 01:25:00 | 0.78235 | 0.2 | 11.03.2016 02:15:00 | 0.78274 | \$ 814.72 |
| 434 | Buy | 11.03.2016 00:00:00 | 0.78243 | 0.2 | 11.03.2016 02:15:00 | 0.78285 | \$ 896.39 |
| 433 | Buy | 10.03.2016 22:30:00 | 0.78278 | 0.2 | 11.03.2016 02:15:00 | 0.78266 | \$ -679.87 |
| 2277 | Buy | 11.03.2016 01:15:00 | 126.394 | 1.87 | 11.03.2016 02:46:00 | 126.48 | \$ 13718.6 |
| 2278 | Buy | 11.03.2016 01:20:00 | 126.361 | 1.86 | 11.03.2016 02:46:00 | 126.478 | \$ 19411.67 |
| 2279 | Buy | 11.03.2016 01:25:00 | 126.316 | 1.84 | 11.03.2016 02:46:00 | 126.476 | \$ 27115.68 |
| 2280 | Buy | 11.03.2016 01:30:00 | 126.297 | 1.82 | 11.03.2016 02:46:00 | 126.476 | \$ 30279.56 |
| 1746 | Buy | 11.03.2016 01:20:00 | 1.11714 | 0.87 | 11.03.2016 02:55:00 | 1.11883 | \$ 15493.29 |
| 1745 | Buy | 10.03.2016 22:55:00 | 1.11759 | 0.88 | 11.03.2016 02:55:00 | 1.11892 | \$ 11815.68 |
| 1744 | Buy | 10.03.2016 22:30:00 | 1.1177 | 0.88 | 11.03.2016 02:55:00 | 1.11901 | \$ 11630.22 |
| 1132 | Sell | 11.03.2016 02:30:00 | 113.23 | 0.32 | 11.03.2016 03:39:00 | 113.177 | \$ 1300.78 |
| 1566 | Buy | 10.03.2016 23:05:00 | 1.33428 | 0.17 | 11.03.2016 09:05:00 | 1.32613 | \$ -11323.74 |
| 1568 | Buy | 10.03.2016 23:15:00 | 1.33376 | 0.17 | 11.03.2016 09:15:00 | 1.32624 | \$ -10468.33 |
| 1567 | Buy | 10.03.2016 23:10:00 | 1.33391 | 0.17 | 11.03.2016 09:15:00 | 1.32627 | \$ -10631.27 |
| 1918 | Buy | 14.03.2016 00:05:00 | 1.43647 | 1.44 | 14.03.2016 00:37:00 | 1.43692 | \$ 6828.3 |
| 1919 | Buy | 14.03.2016 00:40:00 | 1.43679 | 1.44 | 14.03.2016 01:30:00 | 1.43729 | \$ 7587.0 |
| 1977 | Buy | 14.03.2016 00:35:00 | 0.75452 | 0.16 | 14.03.2016 02:10:00 | 0.75533 | \$ 1168.14 |
| 1976 | Buy | 14.03.2016 00:30:00 | 0.75477 | 0.16 | 14.03.2016 02:10:00 | 0.75537 | \$ 814.06 |
| 1158 | Sell | 14.03.2016 00:35:00 | 0.98382 | 0.71 | 14.03.2016 02:57:00 | 0.98268 | \$ 9316.68 |
| 1572 | Sell | 14.03.2016 02:00:00 | 1.3243 | 0.16 | 14.03.2016 03:05:00 | 1.32348 | \$ 850.84 |
| 1571 | Sell | 14.03.2016 01:35:00 | 1.32406 | 0.16 | 14.03.2016 03:05:00 | 1.32343 | \$ 607.91 |
| 1570 | Sell | 14.03.2016 01:30:00 | 1.32377 | 0.16 | 14.03.2016 03:05:00 | 1.32335 | \$ 339.4 |
| 1134 | Buy | 14.03.2016 02:30:00 | 113.644 | 0.32 | 14.03.2016 03:10:00 | 113.82 | \$ 5236.78 |
| 1133 | Buy | 14.03.2016 02:00:00 | 113.686 | 0.32 | 14.03.2016 03:10:00 | 113.808 | \$ 3508.78 |
| 438 | Sell | 14.03.2016 02:20:00 | 0.7769 | 0.2 | 14.03.2016 03:15:00 | 0.77595 | \$ 2341.88 |
| 437 | Sell | 14.03.2016 01:40:00 | 0.77677 | 0.2 | 14.03.2016 03:15:00 | 0.77594 | \$ 2014.86 |
| 436 | Sell | 14.03.2016 01:30:00 | 0.77628 | 0.2 | 14.03.2016 03:15:00 | 0.7759 | \$ 788.54 |
| 2284 | Sell | 14.03.2016 22:40:00 | 126.353 | 1.84 | 15.03.2016 02:50:00 | 126.31 | \$ 5176.8 |
| 2283 | Sell | 14.03.2016 22:35:00 | 126.314 | 1.86 | 15.03.2016 02:50:00 | 126.316 | \$ -3136.33 |
| 2282 | Sell | 14.03.2016 22:15:00 | 126.29 | 1.88 | 15.03.2016 02:50:00 | 126.32 | \$ -8433.59 |
| 2281 | Sell | 14.03.2016 22:00:00 | 126.269 | 1.9 | 15.03.2016 02:50:00 | 126.328 | \$ -14032.93 |
| 1573 | Buy | 14.03.2016 22:00:00 | 1.32604 | 0.16 | 15.03.2016 03:00:00 | 1.32752 | \$ 1648.73 |
| 1748 | Sell | 14.03.2016 23:50:00 | 1.11064 | 0.89 | 15.03.2016 03:05:00 | 1.1099 | \$ 6870.0 |
| 1747 | Sell | 14.03.2016 23:30:00 | 1.11039 | 0.9 | 15.03.2016 03:05:00 | 1.10979 | \$ 5618.87 |
| 1575 | Buy | 15.03.2016 22:25:00 | 1.33495 | 0.16 | 15.03.2016 23:58:00 | 1.33507 | \$ -44.26 |
| 1920 | Sell | 15.03.2016 22:00:00 | 1.41581 | 1.45 | 16.03.2016 00:05:00 | 1.41495 | \$ 12664.97 |
| 2288 | Sell | 15.03.2016 22:30:00 | 125.665 | 1.85 | 16.03.2016 02:45:00 | 125.659 | \$ -1627.35 |
| 2287 | Sell | 15.03.2016 22:15:00 | 125.649 | 1.87 | 16.03.2016 02:45:00 | 125.651 | \$ -3140.63 |
| 2286 | Sell | 15.03.2016 21:50:00 | 125.623 | 1.89 | 16.03.2016 02:45:00 | 125.646 | \$ -7142.97 |
| 2285 | Sell | 15.03.2016 21:35:00 | 125.61 | 1.9 | 16.03.2016 02:45:00 | 125.652 | \$ -10790.46 |
| 1137 | Sell | 15.03.2016 21:50:00 | 113.128 | 0.32 | 16.03.2016 02:50:00 | 113.11 | \$ 47.98 |
| 1136 | Sell | 15.03.2016 21:35:00 | 113.099 | 0.32 | 16.03.2016 02:50:00 | 113.101 | \$ -592.02 |

| | | | | | | | |
|------|------|---------------------|---------|------|---------------------|---------|--------------|
| 1135 | Sell | 15.03.2016 21:30:00 | 113.096 | 0.32 | 16.03.2016 02:50:00 | 113.111 | \$ -1008.02 |
| 1574 | Buy | 15.03.2016 22:00:00 | 1.33511 | 0.16 | 16.03.2016 03:00:00 | 1.33552 | \$ 281.36 |
| 1922 | Sell | 16.03.2016 02:00:00 | 1.4158 | 1.44 | 16.03.2016 03:15:00 | 1.4146 | \$ 18217.09 |
| 1921 | Sell | 16.03.2016 01:30:00 | 1.41565 | 1.45 | 16.03.2016 03:15:00 | 1.41457 | \$ 16509.24 |
| 1577 | Buy | 16.03.2016 21:30:00 | 1.31687 | 0.16 | 16.03.2016 21:36:00 | 1.31817 | \$ 1463.69 |
| 1138 | Buy | 16.03.2016 21:30:00 | 112.74 | 0.32 | 16.03.2016 21:38:00 | 112.796 | \$ 1396.78 |
| 1159 | Buy | 16.03.2016 21:25:00 | 0.98003 | 0.72 | 16.03.2016 21:38:00 | 0.98035 | \$ 2646.53 |
| 1160 | Buy | 16.03.2016 21:30:00 | 0.9799 | 0.72 | 16.03.2016 21:38:00 | 0.98027 | \$ 3061.17 |
| 1750 | Sell | 16.03.2016 21:30:00 | 1.11939 | 0.89 | 16.03.2016 21:38:00 | 1.11885 | \$ 5066.63 |
| 1924 | Sell | 16.03.2016 21:30:00 | 1.42387 | 1.44 | 16.03.2016 21:38:00 | 1.42352 | \$ 5313.32 |
| 1978 | Sell | 16.03.2016 21:30:00 | 0.75384 | 0.16 | 16.03.2016 21:39:00 | 0.75362 | \$ 173.46 |
| 1926 | Sell | 16.03.2016 21:45:00 | 1.42666 | 1.42 | 16.03.2016 21:52:00 | 1.42609 | \$ 8532.94 |
| 1141 | Buy | 16.03.2016 21:55:00 | 112.6 | 0.32 | 16.03.2016 22:01:00 | 112.649 | \$ 1172.78 |
| 1578 | Buy | 16.03.2016 21:40:00 | 1.31399 | 0.16 | 16.03.2016 22:01:00 | 1.31466 | \$ 658.6 |
| 1579 | Buy | 16.03.2016 21:45:00 | 1.31281 | 0.16 | 16.03.2016 22:01:00 | 1.31465 | \$ 2153.76 |
| 1580 | Buy | 16.03.2016 21:55:00 | 1.31228 | 0.16 | 16.03.2016 22:01:00 | 1.31458 | \$ 2741.6 |
| 1753 | Sell | 16.03.2016 21:55:00 | 1.12163 | 0.87 | 16.03.2016 22:01:00 | 1.12065 | \$ 8988.37 |
| 1925 | Sell | 16.03.2016 21:40:00 | 1.42525 | 1.44 | 16.03.2016 22:01:00 | 1.42367 | \$ 23985.84 |
| 1927 | Sell | 16.03.2016 21:55:00 | 1.42571 | 1.43 | 16.03.2016 22:01:00 | 1.42368 | \$ 30603.24 |
| 1980 | Sell | 16.03.2016 21:45:00 | 0.7547 | 0.16 | 16.03.2016 22:01:00 | 0.75405 | \$ 898.73 |
| 1981 | Sell | 16.03.2016 21:55:00 | 0.75549 | 0.16 | 16.03.2016 22:01:00 | 0.754 | \$ 2315.53 |
| 1163 | Buy | 16.03.2016 21:55:00 | 0.97817 | 0.71 | 16.03.2016 22:09:00 | 0.97857 | \$ 3263.99 |
| 1143 | Buy | 16.03.2016 22:20:00 | 112.597 | 0.32 | 17.03.2016 00:15:00 | 112.743 | \$ 4108.78 |
| 1142 | Buy | 16.03.2016 22:10:00 | 112.62 | 0.32 | 17.03.2016 00:15:00 | 112.75 | \$ 3596.78 |
| 1140 | Buy | 16.03.2016 21:45:00 | 112.67 | 0.32 | 17.03.2016 00:15:00 | 112.738 | \$ 1612.78 |
| 1139 | Buy | 16.03.2016 21:40:00 | 112.718 | 0.32 | 17.03.2016 00:15:00 | 112.755 | \$ 620.78 |
| 1165 | Buy | 16.03.2016 22:20:00 | 0.97809 | 0.71 | 17.03.2016 00:15:00 | 0.97789 | \$ -1672.08 |
| 1164 | Buy | 16.03.2016 22:10:00 | 0.97862 | 0.72 | 17.03.2016 00:15:00 | 0.97799 | \$ -5261.57 |
| 1162 | Buy | 16.03.2016 21:45:00 | 0.97913 | 0.72 | 17.03.2016 00:15:00 | 0.97803 | \$ -9159.23 |
| 1161 | Buy | 16.03.2016 21:40:00 | 0.97951 | 0.72 | 17.03.2016 00:15:00 | 0.97789 | \$ -13471.54 |
| 1929 | Sell | 16.03.2016 23:00:00 | 1.42699 | 1.44 | 17.03.2016 00:25:00 | 1.42604 | \$ 12987.99 |
| 1930 | Sell | 16.03.2016 23:05:00 | 1.42719 | 1.42 | 17.03.2016 00:25:00 | 1.42619 | \$ 13556.1 |
| 1754 | Sell | 16.03.2016 22:10:00 | 1.12136 | 0.87 | 17.03.2016 00:45:00 | 1.12153 | \$ -1773.72 |
| 1752 | Sell | 16.03.2016 21:45:00 | 1.12045 | 0.88 | 17.03.2016 00:45:00 | 1.12154 | \$ -10329.15 |
| 1751 | Sell | 16.03.2016 21:40:00 | 1.12016 | 0.89 | 17.03.2016 00:45:00 | 1.12146 | \$ -12416.88 |
| 1749 | Sell | 16.03.2016 21:25:00 | 1.11891 | 0.9 | 17.03.2016 00:45:00 | 1.12142 | \$ -24036.97 |
| 1984 | Sell | 16.03.2016 22:55:00 | 0.75556 | 0.16 | 17.03.2016 01:30:00 | 0.75465 | \$ 1245.72 |
| 1983 | Sell | 16.03.2016 22:35:00 | 0.7552 | 0.16 | 17.03.2016 01:30:00 | 0.7547 | \$ 554.17 |
| 1982 | Sell | 16.03.2016 22:30:00 | 0.75474 | 0.16 | 17.03.2016 01:30:00 | 0.75475 | \$ -306.02 |
| 1979 | Sell | 16.03.2016 21:40:00 | 0.75396 | 0.16 | 17.03.2016 01:30:00 | 0.75483 | \$ -1756.57 |
| 1928 | Sell | 16.03.2016 22:30:00 | 1.42608 | 1.45 | 17.03.2016 01:40:00 | 1.42401 | \$ 30198.89 |
| 1923 | Sell | 16.03.2016 21:25:00 | 1.42312 | 1.46 | 17.03.2016 01:40:00 | 1.42392 | \$ -13767.2 |
| 1985 | Buy | 17.03.2016 02:00:00 | 0.75379 | 0.16 | 17.03.2016 03:05:00 | 0.7552 | \$ 2179.81 |
| 1145 | Sell | 17.03.2016 01:35:00 | 112.822 | 0.32 | 17.03.2016 04:05:00 | 112.671 | \$ 4436.78 |
| 1144 | Sell | 17.03.2016 01:30:00 | 112.795 | 0.32 | 17.03.2016 04:05:00 | 112.675 | \$ 3444.78 |
| 1576 | Buy | 16.03.2016 21:25:00 | 1.31931 | 0.17 | 17.03.2016 07:25:00 | 1.30973 | \$ -13360.96 |
| 1148 | Sell | 17.03.2016 21:45:00 | 111.495 | 0.33 | 18.03.2016 00:33:00 | 111.459 | \$ 643.48 |
| 1149 | Sell | 17.03.2016 21:50:00 | 111.533 | 0.32 | 18.03.2016 00:33:00 | 111.476 | \$ 1295.98 |
| 1168 | Sell | 17.03.2016 23:40:00 | 0.96784 | 0.72 | 18.03.2016 01:05:00 | 0.96672 | \$ 8874.01 |
| 1167 | Sell | 17.03.2016 22:35:00 | 0.96762 | 0.72 | 18.03.2016 01:05:00 | 0.96681 | \$ 6302.89 |
| 1166 | Sell | 17.03.2016 21:45:00 | 0.96738 | 0.72 | 18.03.2016 01:05:00 | 0.96675 | \$ 4809.97 |
| 1147 | Sell | 17.03.2016 21:40:00 | 111.452 | 0.33 | 18.03.2016 02:05:00 | 111.384 | \$ 1699.48 |
| 1146 | Sell | 17.03.2016 21:25:00 | 111.423 | 0.33 | 18.03.2016 02:05:00 | 111.395 | \$ 379.48 |
| 1581 | Sell | 18.03.2016 01:30:00 | 1.29973 | 0.17 | 18.03.2016 02:35:00 | 1.29777 | \$ 2452.74 |
| 1933 | Buy | 17.03.2016 23:40:00 | 1.44737 | 1.46 | 18.03.2016 03:55:00 | 1.44826 | \$ 13069.38 |
| 1932 | Buy | 17.03.2016 23:35:00 | 1.44762 | 1.47 | 18.03.2016 03:55:00 | 1.44831 | \$ 10060.87 |
| 1931 | Buy | 17.03.2016 23:15:00 | 1.44773 | 1.49 | 18.03.2016 03:55:00 | 1.44827 | \$ 7842.62 |
| 1755 | Buy | 17.03.2016 21:45:00 | 1.13131 | 0.89 | 18.03.2016 04:10:00 | 1.13235 | \$ 9230.22 |
| 1582 | Buy | 21.03.2016 00:05:00 | 1.29983 | 0.17 | 21.03.2016 00:40:00 | 1.30205 | \$ 2804.33 |
| 1934 | Buy | 21.03.2016 00:35:00 | 1.44532 | 1.49 | 21.03.2016 03:23:00 | 1.44564 | \$ 5024.29 |

| | | | | | | | |
|------|------|---------------------|---------|------|---------------------|---------|--------------|
| 1935 | Buy | 21.03.2016 00:45:00 | 1.44507 | 1.48 | 21.03.2016 03:23:00 | 1.44566 | \$ 9201.34 |
| 1150 | Buy | 21.03.2016 01:30:00 | 111.427 | 0.33 | 21.03.2016 07:00:00 | 111.372 | \$ -2222.57 |
| 1151 | Sell | 22.03.2016 21:25:00 | 112.465 | 0.33 | 22.03.2016 23:59:00 | 112.376 | \$ 2529.43 |
| 2289 | Sell | 22.03.2016 21:30:00 | 126.087 | 1.89 | 23.03.2016 00:59:00 | 126.066 | \$ 1164.5 |
| 1152 | Buy | 23.03.2016 02:30:00 | 112.247 | 0.33 | 23.03.2016 04:35:00 | 112.356 | \$ 3189.43 |
| 1939 | Sell | 23.03.2016 02:30:00 | 1.42188 | 1.46 | 23.03.2016 05:30:00 | 1.42012 | \$ 27089.5 |
| 1938 | Sell | 23.03.2016 01:50:00 | 1.42156 | 1.47 | 23.03.2016 05:30:00 | 1.42004 | \$ 23555.71 |
| 1937 | Sell | 22.03.2016 23:10:00 | 1.42136 | 1.49 | 23.03.2016 05:30:00 | 1.41997 | \$ 21339.61 |
| 1936 | Sell | 22.03.2016 22:45:00 | 1.42118 | 1.5 | 23.03.2016 05:30:00 | 1.42 | \$ 18162.0 |
| 2291 | Buy | 23.03.2016 22:05:00 | 125.65 | 1.88 | 23.03.2016 23:50:00 | 125.71 | \$ 8917.72 |
| 2290 | Buy | 23.03.2016 22:00:00 | 125.671 | 1.89 | 23.03.2016 23:50:00 | 125.726 | \$ 8019.84 |
| 1583 | Buy | 24.03.2016 00:05:00 | 1.32026 | 0.17 | 24.03.2016 01:50:00 | 1.32094 | \$ 713.33 |
| 1155 | Buy | 23.03.2016 21:50:00 | 112.342 | 0.32 | 24.03.2016 02:05:00 | 112.43 | \$ 2252.78 |
| 1154 | Buy | 23.03.2016 21:45:00 | 112.383 | 0.33 | 24.03.2016 02:05:00 | 112.43 | \$ 970.18 |
| 1153 | Buy | 23.03.2016 21:25:00 | 112.457 | 0.33 | 24.03.2016 02:05:00 | 112.421 | \$ -1768.82 |
| 1584 | Buy | 24.03.2016 02:30:00 | 1.32044 | 0.17 | 24.03.2016 02:50:00 | 1.32139 | \$ 1079.94 |
| 1986 | Sell | 24.03.2016 01:00:00 | 0.75352 | 0.16 | 24.03.2016 03:25:00 | 0.75237 | \$ 1742.07 |
| 1941 | Sell | 24.03.2016 01:30:00 | 1.41176 | 1.51 | 24.03.2016 03:35:00 | 1.41091 | \$ 13531.05 |
| 1940 | Sell | 23.03.2016 21:30:00 | 1.41158 | 1.52 | 24.03.2016 03:35:00 | 1.41092 | \$ 9062.51 |
| 1585 | Buy | 24.03.2016 22:35:00 | 1.32393 | 0.17 | 24.03.2016 23:55:00 | 1.3247 | \$ 835.54 |
| 2293 | Sell | 24.03.2016 21:35:00 | 126.102 | 1.88 | 25.03.2016 01:50:00 | 126.068 | \$ 3602.02 |
| 2292 | Sell | 24.03.2016 21:25:00 | 126.079 | 1.89 | 25.03.2016 01:50:00 | 126.056 | \$ 1542.64 |
| 1942 | Buy | 24.03.2016 23:00:00 | 1.4148 | 1.53 | 25.03.2016 09:05:00 | 1.41166 | \$ -51277.19 |
| 439 | Sell | 29.03.2016 22:00:00 | 0.78568 | 0.2 | 29.03.2016 23:50:00 | 0.78474 | \$ 2314.63 |
| 1988 | Sell | 29.03.2016 21:45:00 | 0.76338 | 0.16 | 30.03.2016 00:00:00 | 0.76252 | \$ 1222.41 |
| 1987 | Sell | 29.03.2016 21:25:00 | 0.76325 | 0.16 | 30.03.2016 00:00:00 | 0.76251 | \$ 1020.0 |
| 1156 | Buy | 29.03.2016 21:25:00 | 112.779 | 0.33 | 30.03.2016 01:30:00 | 112.799 | \$ 194.68 |
| 1157 | Sell | 30.03.2016 02:00:00 | 112.791 | 0.33 | 30.03.2016 02:55:00 | 112.688 | \$ 2991.43 |
| 1989 | Buy | 30.03.2016 02:00:00 | 0.76292 | 0.16 | 30.03.2016 02:55:00 | 0.76397 | \$ 1572.8 |
| 1944 | Buy | 30.03.2016 02:30:00 | 1.43771 | 1.5 | 30.03.2016 03:10:00 | 1.43918 | \$ 23235.19 |
| 1943 | Buy | 30.03.2016 02:15:00 | 1.438 | 1.51 | 30.03.2016 03:10:00 | 1.43915 | \$ 18298.37 |
| 1169 | Buy | 29.03.2016 21:25:00 | 0.96679 | 0.72 | 30.03.2016 04:40:00 | 0.96663 | \$ -1344.02 |
| 1588 | Sell | 31.03.2016 01:50:00 | 1.29703 | 0.16 | 31.03.2016 08:55:00 | 1.29914 | \$ -2895.48 |
| 1587 | Sell | 31.03.2016 01:45:00 | 1.29682 | 0.17 | 31.03.2016 08:55:00 | 1.29917 | \$ -3402.49 |
| 1586 | Sell | 31.03.2016 01:35:00 | 1.29661 | 0.17 | 31.03.2016 08:55:00 | 1.29924 | \$ -3782.87 |
| 1591 | Sell | 31.03.2016 23:50:00 | 1.30026 | 0.16 | 01.04.2016 01:00:00 | 1.2984 | \$ 2133.06 |
| 1590 | Sell | 31.03.2016 23:35:00 | 1.2998 | 0.16 | 01.04.2016 01:00:00 | 1.29841 | \$ 1532.12 |
| 1589 | Sell | 31.03.2016 23:30:00 | 1.29971 | 0.16 | 01.04.2016 01:00:00 | 1.29839 | \$ 1442.61 |
| 1173 | Sell | 31.03.2016 22:30:00 | 0.96044 | 0.71 | 01.04.2016 01:35:00 | 0.96129 | \$ -7361.39 |
| 1172 | Sell | 31.03.2016 22:00:00 | 0.96032 | 0.71 | 01.04.2016 01:35:00 | 0.9613 | \$ -8424.63 |
| 1171 | Sell | 31.03.2016 21:30:00 | 0.95984 | 0.72 | 01.04.2016 01:35:00 | 0.96122 | \$ -11860.86 |
| 1170 | Sell | 31.03.2016 21:25:00 | 0.95963 | 0.72 | 01.04.2016 01:35:00 | 0.96121 | \$ -13519.65 |
| 1945 | Buy | 31.03.2016 23:00:00 | 1.43637 | 1.52 | 01.04.2016 08:45:00 | 1.4351 | \$ -20990.25 |
| 2294 | Sell | 04.04.2016 02:00:00 | 127.314 | 1.88 | 04.04.2016 03:05:00 | 127.203 | \$ 18474.55 |
| 1946 | Sell | 04.04.2016 02:30:00 | 1.42252 | 1.52 | 04.04.2016 06:35:00 | 1.4226 | \$ -1281.94 |
| 1947 | Buy | 04.04.2016 23:00:00 | 1.42631 | 1.52 | 05.04.2016 00:50:00 | 1.42677 | \$ 6719.16 |
| 1158 | Sell | 05.04.2016 22:00:00 | 110.509 | 0.34 | 05.04.2016 23:15:00 | 110.265 | \$ 7876.08 |
| 1593 | Buy | 05.04.2016 22:05:00 | 1.31503 | 0.17 | 05.04.2016 23:30:00 | 1.31511 | \$ -101.33 |
| 1949 | Sell | 05.04.2016 23:40:00 | 1.4162 | 1.51 | 06.04.2016 01:30:00 | 1.41553 | \$ 10164.45 |
| 1948 | Sell | 05.04.2016 23:25:00 | 1.41582 | 1.52 | 06.04.2016 01:30:00 | 1.41559 | \$ 3181.08 |
| 2296 | Sell | 05.04.2016 21:55:00 | 125.8 | 1.89 | 06.04.2016 02:40:00 | 125.504 | \$ 53144.87 |
| 2295 | Sell | 05.04.2016 21:35:00 | 125.758 | 1.9 | 06.04.2016 02:40:00 | 125.517 | \$ 42976.8 |
| 1596 | Buy | 05.04.2016 23:50:00 | 1.31355 | 0.17 | 06.04.2016 02:55:00 | 1.31438 | \$ 869.22 |
| 1595 | Buy | 05.04.2016 23:45:00 | 1.31406 | 0.17 | 06.04.2016 02:55:00 | 1.31428 | \$ 40.96 |
| 1594 | Buy | 05.04.2016 23:35:00 | 1.31436 | 0.17 | 06.04.2016 02:55:00 | 1.31433 | \$ -298.48 |
| 1592 | Buy | 05.04.2016 22:00:00 | 1.31536 | 0.17 | 06.04.2016 02:55:00 | 1.31432 | \$ -1669.85 |
| 1990 | Sell | 05.04.2016 22:00:00 | 0.75377 | 0.17 | 06.04.2016 04:15:00 | 0.75388 | \$ -439.52 |
| 1162 | Sell | 06.04.2016 23:30:00 | 109.817 | 0.33 | 07.04.2016 00:40:00 | 109.728 | \$ 2118.58 |
| 1161 | Sell | 06.04.2016 23:25:00 | 109.777 | 0.34 | 07.04.2016 00:40:00 | 109.738 | \$ 482.78 |
| 1160 | Sell | 06.04.2016 23:15:00 | 109.768 | 0.34 | 07.04.2016 00:40:00 | 109.734 | \$ 312.78 |

| | | | | | | | |
|------|------|---------------------|---------|------|---------------------|---------|--------------|
| 1159 | Sell | 06.04.2016 23:00:00 | 109.751 | 0.34 | 07.04.2016 00:40:00 | 109.725 | \$ 40.78 |
| 1756 | Buy | 06.04.2016 23:30:00 | 1.13954 | 0.9 | 07.04.2016 02:25:00 | 1.13994 | \$ 2206.0 |
| 2299 | Sell | 07.04.2016 22:35:00 | 123.34 | 1.93 | 07.04.2016 23:45:00 | 123.166 | \$ 31201.36 |
| 2298 | Sell | 07.04.2016 22:10:00 | 123.305 | 1.95 | 07.04.2016 23:45:00 | 123.16 | \$ 25870.32 |
| 2297 | Sell | 07.04.2016 22:05:00 | 123.21 | 1.97 | 07.04.2016 23:45:00 | 123.162 | \$ 7028.53 |
| 1165 | Sell | 07.04.2016 22:35:00 | 108.435 | 0.34 | 07.04.2016 23:55:00 | 108.236 | \$ 6346.08 |
| 1164 | Sell | 07.04.2016 22:10:00 | 108.406 | 0.34 | 07.04.2016 23:55:00 | 108.246 | \$ 5020.08 |
| 1163 | Sell | 07.04.2016 22:05:00 | 108.338 | 0.34 | 07.04.2016 23:55:00 | 108.248 | \$ 2640.08 |
| 1599 | Buy | 07.04.2016 22:10:00 | 1.31427 | 0.17 | 07.04.2016 23:59:00 | 1.31453 | \$ 143.07 |
| 1600 | Buy | 07.04.2016 22:15:00 | 1.31378 | 0.17 | 07.04.2016 23:59:00 | 1.31427 | \$ 455.35 |
| 1597 | Buy | 07.04.2016 21:30:00 | 1.31515 | 0.17 | 08.04.2016 07:35:00 | 1.30969 | \$ -7671.28 |
| 1598 | Buy | 07.04.2016 21:35:00 | 1.31468 | 0.17 | 08.04.2016 07:40:00 | 1.30975 | \$ -6951.66 |
| 2301 | Sell | 08.04.2016 02:15:00 | 123.23 | 1.97 | 08.04.2016 09:05:00 | 123.545 | \$ -64482.63 |
| 2300 | Sell | 08.04.2016 02:00:00 | 123.211 | 1.99 | 08.04.2016 09:05:00 | 123.55 | \$ -69912.8 |
| 1168 | Sell | 08.04.2016 02:20:00 | 108.363 | 0.34 | 08.04.2016 09:10:00 | 108.652 | \$ -10245.92 |
| 1167 | Sell | 08.04.2016 02:15:00 | 108.347 | 0.35 | 08.04.2016 09:10:00 | 108.643 | \$ -10792.27 |
| 1166 | Sell | 08.04.2016 01:30:00 | 108.328 | 0.35 | 08.04.2016 09:10:00 | 108.651 | \$ -11737.27 |
| 1601 | Buy | 08.04.2016 02:30:00 | 1.31394 | 0.17 | 08.04.2016 09:45:00 | 1.31137 | \$ -3699.48 |
| 2302 | Buy | 11.04.2016 00:01:00 | 123.252 | 1.95 | 11.04.2016 01:35:00 | 123.386 | \$ 23726.47 |
| 2304 | Sell | 11.04.2016 02:20:00 | 123.504 | 1.94 | 11.04.2016 02:53:00 | 123.467 | \$ 4781.79 |
| 2303 | Sell | 11.04.2016 02:00:00 | 123.469 | 1.95 | 11.04.2016 03:10:00 | 123.336 | \$ 23527.47 |
| 1170 | Sell | 11.04.2016 02:20:00 | 108.282 | 0.34 | 11.04.2016 03:20:00 | 108.08 | \$ 6448.08 |
| 1169 | Sell | 11.04.2016 02:00:00 | 108.249 | 0.34 | 11.04.2016 03:20:00 | 108.079 | \$ 5360.08 |
| 1950 | Buy | 11.04.2016 22:10:00 | 1.42302 | 1.52 | 11.04.2016 23:00:00 | 1.42319 | \$ 2722.89 |
| 2305 | Buy | 11.04.2016 22:30:00 | 123.074 | 1.97 | 11.04.2016 23:59:00 | 123.09 | \$ 727.32 |
| 1952 | Buy | 12.04.2016 01:15:00 | 1.42294 | 1.51 | 12.04.2016 02:55:00 | 1.42338 | \$ 7001.11 |
| 1951 | Buy | 12.04.2016 01:00:00 | 1.42314 | 1.52 | 12.04.2016 02:55:00 | 1.42326 | \$ 1922.04 |
| 1992 | Buy | 11.04.2016 23:10:00 | 0.75928 | 0.17 | 12.04.2016 03:20:00 | 0.7599 | \$ 862.97 |
| 1991 | Buy | 11.04.2016 23:00:00 | 0.75949 | 0.17 | 12.04.2016 03:20:00 | 0.75989 | \$ 468.84 |
| 1605 | Sell | 12.04.2016 02:20:00 | 1.29065 | 0.17 | 12.04.2016 04:40:00 | 1.29041 | \$ 116.09 |
| 1604 | Sell | 12.04.2016 01:25:00 | 1.29055 | 0.17 | 12.04.2016 04:40:00 | 1.2905 | \$ -142.03 |
| 1603 | Sell | 12.04.2016 01:05:00 | 1.29039 | 0.17 | 12.04.2016 04:40:00 | 1.29049 | \$ -345.82 |
| 1602 | Sell | 12.04.2016 01:00:00 | 1.29014 | 0.17 | 12.04.2016 04:40:00 | 1.29042 | \$ -590.35 |
| 1171 | Buy | 12.04.2016 23:00:00 | 108.471 | 0.34 | 12.04.2016 23:35:00 | 108.579 | \$ 3252.08 |
| 1757 | Sell | 12.04.2016 22:00:00 | 1.13973 | 0.91 | 12.04.2016 23:35:00 | 1.13842 | \$ 12567.48 |
| 1608 | Sell | 13.04.2016 01:50:00 | 1.27747 | 0.17 | 13.04.2016 03:05:00 | 1.27643 | \$ 1202.9 |
| 1607 | Sell | 13.04.2016 01:20:00 | 1.27724 | 0.17 | 13.04.2016 03:05:00 | 1.27647 | \$ 836.1 |
| 1606 | Sell | 13.04.2016 01:10:00 | 1.27709 | 0.17 | 13.04.2016 03:05:00 | 1.27658 | \$ 482.88 |
| 1993 | Sell | 13.04.2016 21:25:00 | 0.76569 | 0.17 | 13.04.2016 23:00:00 | 0.76549 | \$ 148.46 |
| 1172 | Sell | 14.04.2016 23:00:00 | 109.433 | 0.34 | 15.04.2016 01:45:00 | 109.345 | \$ 2430.98 |
| 1995 | Buy | 14.04.2016 23:25:00 | 0.76902 | 0.16 | 15.04.2016 01:50:00 | 0.76942 | \$ 441.26 |
| 1994 | Buy | 14.04.2016 23:00:00 | 0.7693 | 0.16 | 15.04.2016 01:50:00 | 0.76945 | \$ 19.73 |
| 1609 | Buy | 18.04.2016 00:00:00 | 1.2947 | 0.17 | 18.04.2016 00:05:00 | 1.29406 | \$ -1078.94 |
| 1999 | Buy | 18.04.2016 01:10:00 | 0.76611 | 0.17 | 18.04.2016 01:50:00 | 0.76716 | \$ 1671.11 |
| 1998 | Buy | 18.04.2016 00:45:00 | 0.76627 | 0.17 | 18.04.2016 01:50:00 | 0.76698 | \$ 1062.0 |
| 1997 | Buy | 18.04.2016 00:35:00 | 0.76654 | 0.17 | 18.04.2016 01:50:00 | 0.76705 | \$ 703.7 |
| 1996 | Buy | 18.04.2016 00:30:00 | 0.76678 | 0.17 | 18.04.2016 01:50:00 | 0.76716 | \$ 470.81 |
| 1954 | Buy | 18.04.2016 02:00:00 | 1.4172 | 1.51 | 18.04.2016 08:00:00 | 1.41715 | \$ -795.58 |
| 1953 | Buy | 18.04.2016 00:30:00 | 1.41777 | 1.53 | 18.04.2016 08:00:00 | 1.41712 | \$ -10479.54 |
| 1173 | Buy | 18.04.2016 22:30:00 | 108.739 | 0.34 | 19.04.2016 01:25:00 | 108.874 | \$ 4110.58 |
| 2308 | Buy | 18.04.2016 23:00:00 | 123.017 | 1.94 | 19.04.2016 02:20:00 | 123.183 | \$ 28938.55 |
| 2307 | Buy | 18.04.2016 22:30:00 | 123.04 | 1.95 | 19.04.2016 02:20:00 | 123.183 | \$ 24602.43 |
| 2306 | Buy | 18.04.2016 22:00:00 | 123.091 | 1.97 | 19.04.2016 02:20:00 | 123.185 | \$ 15200.54 |
| 1955 | Buy | 19.04.2016 02:00:00 | 1.42725 | 1.52 | 19.04.2016 02:40:00 | 1.4282 | \$ 15216.15 |
| 2311 | Buy | 19.04.2016 23:20:00 | 123.994 | 1.94 | 20.04.2016 00:30:00 | 124.12 | \$ 21159.83 |
| 2310 | Buy | 19.04.2016 23:10:00 | 124.026 | 1.96 | 20.04.2016 00:30:00 | 124.118 | \$ 14713.35 |
| 2309 | Buy | 19.04.2016 23:00:00 | 124.051 | 1.97 | 20.04.2016 00:30:00 | 124.117 | \$ 9665.88 |
| 1761 | Buy | 20.04.2016 01:00:00 | 1.13546 | 0.89 | 20.04.2016 02:55:00 | 1.13602 | \$ 5251.89 |
| 1760 | Buy | 19.04.2016 23:25:00 | 1.13578 | 0.9 | 20.04.2016 02:55:00 | 1.13604 | \$ 1936.6 |
| 1759 | Buy | 19.04.2016 23:20:00 | 1.13596 | 0.91 | 20.04.2016 02:55:00 | 1.13598 | \$ -343.27 |

| | | | | | | | |
|------|------|---------------------|---------|------|---------------------|---------|--------------|
| 1758 | Buy | 19.04.2016 23:00:00 | 1.13631 | 0.91 | 20.04.2016 02:55:00 | 1.13608 | \$ -2740.55 |
| 1176 | Sell | 20.04.2016 00:25:00 | 0.96201 | 0.73 | 20.04.2016 03:05:00 | 0.96177 | \$ 2010.89 |
| 1175 | Sell | 19.04.2016 23:20:00 | 0.96173 | 0.73 | 20.04.2016 03:05:00 | 0.96176 | \$ -673.26 |
| 1174 | Sell | 19.04.2016 23:00:00 | 0.96114 | 0.74 | 20.04.2016 03:05:00 | 0.96188 | \$ -6734.76 |
| 1610 | Sell | 19.04.2016 23:00:00 | 1.26596 | 0.17 | 20.04.2016 09:05:00 | 1.27216 | \$ -8683.3 |
| 1613 | Sell | 20.04.2016 01:20:00 | 1.26758 | 0.17 | 20.04.2016 09:30:00 | 1.27119 | \$ -5114.22 |
| 1612 | Sell | 20.04.2016 00:00:00 | 1.26691 | 0.17 | 20.04.2016 09:30:00 | 1.27118 | \$ -6010.84 |
| 1611 | Sell | 19.04.2016 23:55:00 | 1.26661 | 0.17 | 20.04.2016 09:30:00 | 1.27125 | \$ -6564.01 |
| 1958 | Buy | 20.04.2016 02:00:00 | 1.43857 | 1.5 | 20.04.2016 09:30:00 | 1.43695 | \$ -25606.12 |
| 1957 | Buy | 20.04.2016 01:30:00 | 1.43887 | 1.51 | 20.04.2016 09:30:00 | 1.43691 | \$ -31186.78 |
| 1956 | Buy | 20.04.2016 00:40:00 | 1.43906 | 1.53 | 20.04.2016 09:30:00 | 1.43701 | \$ -33050.87 |
| 2001 | Buy | 20.04.2016 23:00:00 | 0.77912 | 0.16 | 21.04.2016 01:35:00 | 0.77956 | \$ 437.55 |
| 2000 | Buy | 20.04.2016 22:30:00 | 0.77926 | 0.16 | 21.04.2016 01:35:00 | 0.77964 | \$ 336.38 |
| 1962 | Buy | 20.04.2016 23:00:00 | 1.43328 | 1.45 | 21.04.2016 01:55:00 | 1.43355 | \$ 2269.07 |
| 1961 | Buy | 20.04.2016 22:45:00 | 1.434 | 1.47 | 21.04.2016 01:55:00 | 1.43346 | \$ -10246.63 |
| 1960 | Buy | 20.04.2016 22:40:00 | 1.43504 | 1.49 | 21.04.2016 01:55:00 | 1.43353 | \$ -25615.89 |
| 1959 | Buy | 20.04.2016 22:30:00 | 1.43529 | 1.5 | 21.04.2016 01:55:00 | 1.4335 | \$ -30213.55 |
| 1617 | Sell | 20.04.2016 23:25:00 | 1.26584 | 0.16 | 21.04.2016 02:15:00 | 1.26493 | \$ 823.3 |
| 1616 | Sell | 20.04.2016 22:45:00 | 1.26536 | 0.16 | 21.04.2016 02:15:00 | 1.26491 | \$ 235.14 |
| 1615 | Sell | 20.04.2016 22:40:00 | 1.26466 | 0.16 | 21.04.2016 02:15:00 | 1.26499 | \$ -762.17 |
| 1614 | Sell | 20.04.2016 22:30:00 | 1.26419 | 0.16 | 21.04.2016 02:15:00 | 1.265 | \$ -1375.9 |
| 1179 | Buy | 21.04.2016 02:30:00 | 0.97103 | 0.72 | 21.04.2016 04:40:00 | 0.97133 | \$ 2480.67 |
| 1178 | Buy | 21.04.2016 02:25:00 | 0.97131 | 0.73 | 21.04.2016 04:40:00 | 0.9713 | \$ -91.39 |
| 1177 | Buy | 21.04.2016 02:00:00 | 0.97139 | 0.73 | 21.04.2016 04:40:00 | 0.97131 | \$ -679.94 |
| 1180 | Sell | 21.04.2016 21:25:00 | 0.97452 | 0.73 | 22.04.2016 00:45:00 | 0.97431 | \$ 1344.94 |
| 2002 | Sell | 22.04.2016 02:30:00 | 0.7745 | 0.16 | 22.04.2016 06:05:00 | 0.7756 | \$ -2052.95 |
| 1620 | Buy | 22.04.2016 02:25:00 | 1.27203 | 0.16 | 22.04.2016 09:45:00 | 1.27169 | \$ -632.11 |
| 1619 | Buy | 22.04.2016 02:05:00 | 1.27215 | 0.16 | 22.04.2016 09:45:00 | 1.27173 | \$ -734.34 |
| 1618 | Buy | 22.04.2016 02:00:00 | 1.27253 | 0.16 | 22.04.2016 09:45:00 | 1.27165 | \$ -1322.18 |
| 1963 | Buy | 25.04.2016 00:00:00 | 1.44621 | 1.49 | 25.04.2016 00:05:00 | 1.44652 | \$ 4867.28 |
| 1762 | Sell | 25.04.2016 01:30:00 | 1.12313 | 0.9 | 25.04.2016 03:55:00 | 1.12243 | \$ 6641.65 |
| 1177 | Buy | 25.04.2016 02:05:00 | 111.517 | 0.33 | 25.04.2016 06:45:00 | 111.226 | \$ -10010.57 |
| 1176 | Buy | 25.04.2016 02:00:00 | 111.58 | 0.33 | 25.04.2016 06:45:00 | 111.231 | \$ -11924.57 |
| 1175 | Buy | 25.04.2016 01:45:00 | 111.589 | 0.33 | 25.04.2016 06:45:00 | 111.224 | \$ -12452.57 |
| 1174 | Buy | 25.04.2016 01:30:00 | 111.602 | 0.33 | 25.04.2016 06:45:00 | 111.227 | \$ -12782.57 |
| 2314 | Buy | 25.04.2016 02:30:00 | 125.244 | 1.93 | 25.04.2016 06:50:00 | 125.105 | \$ -29244.05 |
| 2313 | Buy | 25.04.2016 02:05:00 | 125.253 | 1.95 | 25.04.2016 06:50:00 | 125.104 | \$ -31497.51 |
| 2312 | Buy | 25.04.2016 02:00:00 | 125.319 | 1.97 | 25.04.2016 06:50:00 | 125.114 | \$ -42853.55 |
| 1178 | Sell | 25.04.2016 22:00:00 | 111.316 | 0.33 | 25.04.2016 23:08:00 | 111.222 | \$ 2694.43 |
| 1181 | Sell | 25.04.2016 22:00:00 | 0.97605 | 0.72 | 25.04.2016 23:40:00 | 0.97513 | \$ 7623.23 |
| 1966 | Buy | 25.04.2016 22:05:00 | 1.4474 | 1.47 | 25.04.2016 23:45:00 | 1.44829 | \$ 13786.22 |
| 1965 | Buy | 25.04.2016 22:00:00 | 1.4476 | 1.48 | 25.04.2016 23:45:00 | 1.44818 | \$ 9045.39 |
| 1964 | Buy | 25.04.2016 21:30:00 | 1.44801 | 1.49 | 25.04.2016 23:45:00 | 1.44822 | \$ 3297.18 |
| 1969 | Buy | 26.04.2016 22:40:00 | 1.45661 | 1.47 | 26.04.2016 23:40:00 | 1.45768 | \$ 16574.43 |
| 1968 | Buy | 26.04.2016 22:10:00 | 1.45681 | 1.48 | 26.04.2016 23:40:00 | 1.45765 | \$ 13100.22 |
| 1967 | Buy | 26.04.2016 21:45:00 | 1.45696 | 1.5 | 26.04.2016 23:40:00 | 1.45766 | \$ 11064.38 |
| 2315 | Buy | 26.04.2016 21:30:00 | 125.69 | 1.93 | 26.04.2016 23:40:00 | 125.832 | \$ 24980.22 |
| 1179 | Sell | 27.04.2016 21:30:00 | 111.528 | 0.33 | 27.04.2016 22:03:00 | 111.394 | \$ 4014.43 |
| 1182 | Sell | 27.04.2016 22:45:00 | 0.97266 | 0.72 | 27.04.2016 23:45:00 | 0.97113 | \$ 12682.54 |
| 1624 | Buy | 27.04.2016 23:45:00 | 1.25979 | 0.16 | 28.04.2016 04:00:00 | 1.25923 | \$ -1048.2 |
| 1623 | Buy | 27.04.2016 23:40:00 | 1.26018 | 0.16 | 28.04.2016 04:00:00 | 1.25917 | \$ -1623.26 |
| 1622 | Buy | 27.04.2016 23:35:00 | 1.26045 | 0.16 | 28.04.2016 04:00:00 | 1.25925 | \$ -1866.06 |
| 1621 | Buy | 27.04.2016 23:30:00 | 1.26072 | 0.16 | 28.04.2016 04:00:00 | 1.25912 | \$ -2377.23 |
| 1628 | Sell | 29.04.2016 00:15:00 | 1.25539 | 0.16 | 29.04.2016 03:15:00 | 1.25476 | \$ 607.92 |
| 1627 | Sell | 28.04.2016 22:55:00 | 1.25519 | 0.16 | 29.04.2016 03:15:00 | 1.25475 | \$ 317.44 |
| 1626 | Sell | 28.04.2016 22:35:00 | 1.25459 | 0.16 | 29.04.2016 03:15:00 | 1.25491 | \$ -654.31 |
| 1625 | Sell | 28.04.2016 22:30:00 | 1.25432 | 0.16 | 29.04.2016 03:15:00 | 1.25474 | \$ -782.16 |
| 1181 | Sell | 29.04.2016 01:45:00 | 108.195 | 0.33 | 29.04.2016 03:20:00 | 108.007 | \$ 5796.43 |
| 1180 | Sell | 29.04.2016 01:30:00 | 108.157 | 0.34 | 29.04.2016 03:20:00 | 108.009 | \$ 4612.08 |
| 2317 | Sell | 29.04.2016 01:45:00 | 122.832 | 1.97 | 29.04.2016 03:40:00 | 122.629 | \$ 37571.35 |

| | | | | | | | |
|------|------|---------------------|---------|------|---------------------|---------|-------------|
| 2316 | Sell | 29.04.2016 01:35:00 | 122.805 | 1.98 | 29.04.2016 03:40:00 | 122.637 | \$ 30832.56 |
| 2318 | Sell | 02.05.2016 01:30:00 | 122.197 | 2.01 | 02.05.2016 02:41:00 | 122.005 | \$ 36135.58 |
| 2319 | Sell | 02.05.2016 01:35:00 | 122.276 | 1.99 | 02.05.2016 02:41:00 | 122.006 | \$ 51296.75 |
| 1182 | Sell | 02.05.2016 01:30:00 | 106.65 | 0.34 | 02.05.2016 02:53:00 | 106.439 | \$ 6754.08 |
| 1183 | Sell | 02.05.2016 01:35:00 | 106.681 | 0.34 | 02.05.2016 02:53:00 | 106.438 | \$ 7842.08 |
| 2003 | Sell | 02.05.2016 02:30:00 | 0.76161 | 0.17 | 02.05.2016 05:50:00 | 0.76081 | \$ 1223.71 |
| 1629 | Sell | 02.05.2016 22:00:00 | 1.25485 | 0.17 | 03.05.2016 00:29:00 | 1.25313 | \$ 2076.19 |
| 1630 | Sell | 02.05.2016 22:15:00 | 1.25501 | 0.17 | 03.05.2016 00:29:00 | 1.25307 | \$ 2375.06 |
| 2322 | Sell | 04.05.2016 00:40:00 | 123.188 | 1.94 | 04.05.2016 00:45:00 | 123.166 | \$ 1878.19 |
| 1186 | Sell | 04.05.2016 00:40:00 | 107.165 | 0.34 | 04.05.2016 00:52:00 | 107.081 | \$ 2436.08 |
| 1187 | Sell | 04.05.2016 00:55:00 | 107.082 | 0.34 | 04.05.2016 01:32:00 | 106.773 | \$ 10086.08 |
| 2323 | Sell | 04.05.2016 00:50:00 | 123.026 | 1.96 | 04.05.2016 01:32:00 | 122.803 | \$ 41296.83 |
| 2324 | Sell | 04.05.2016 00:55:00 | 123.086 | 1.93 | 04.05.2016 01:32:00 | 122.806 | \$ 51664.21 |
| 2321 | Sell | 04.05.2016 00:35:00 | 122.767 | 2.01 | 04.05.2016 02:40:00 | 122.724 | \$ 6175.52 |
| 1184 | Sell | 04.05.2016 00:30:00 | 106.755 | 0.35 | 04.05.2016 02:41:00 | 106.717 | \$ 897.73 |
| 1185 | Sell | 04.05.2016 00:35:00 | 106.787 | 0.34 | 04.05.2016 02:41:00 | 106.716 | \$ 1994.08 |
| 2320 | Sell | 04.05.2016 00:30:00 | 122.73 | 2.03 | 04.05.2016 02:46:00 | 122.713 | \$ 959.38 |
| 1971 | Sell | 04.05.2016 02:05:00 | 1.45452 | 1.49 | 04.05.2016 04:25:00 | 1.45421 | \$ 4869.49 |
| 1970 | Sell | 04.05.2016 01:30:00 | 1.45431 | 1.51 | 04.05.2016 04:25:00 | 1.45422 | \$ 1432.7 |
| 1634 | Buy | 04.05.2016 02:05:00 | 1.27063 | 0.16 | 04.05.2016 04:30:00 | 1.27167 | \$ 1131.43 |
| 1633 | Buy | 04.05.2016 01:30:00 | 1.27082 | 0.17 | 04.05.2016 04:30:00 | 1.27173 | \$ 1025.63 |
| 1632 | Buy | 04.05.2016 01:25:00 | 1.2712 | 0.17 | 04.05.2016 04:30:00 | 1.27163 | \$ 373.89 |
| 1631 | Buy | 04.05.2016 01:20:00 | 1.27134 | 0.17 | 04.05.2016 04:30:00 | 1.27172 | \$ 306.0 |
| 2005 | Sell | 04.05.2016 01:55:00 | 0.7499 | 0.17 | 04.05.2016 04:30:00 | 0.74876 | \$ 1833.02 |
| 2004 | Sell | 04.05.2016 01:30:00 | 0.74935 | 0.17 | 04.05.2016 04:30:00 | 0.74872 | \$ 919.05 |
| 1635 | Buy | 04.05.2016 21:30:00 | 1.28577 | 0.17 | 04.05.2016 23:10:00 | 1.28731 | \$ 1881.03 |
| 1973 | Sell | 04.05.2016 21:55:00 | 1.44995 | 1.5 | 04.05.2016 23:10:00 | 1.4493 | \$ 10278.74 |
| 1972 | Sell | 04.05.2016 21:30:00 | 1.44987 | 1.51 | 04.05.2016 23:10:00 | 1.44943 | \$ 7004.31 |
| 1189 | Buy | 04.05.2016 23:00:00 | 106.897 | 0.35 | 04.05.2016 23:20:00 | 106.989 | \$ 2787.73 |
| 1188 | Buy | 04.05.2016 22:00:00 | 106.924 | 0.35 | 04.05.2016 23:20:00 | 106.988 | \$ 1807.73 |
| 2327 | Buy | 04.05.2016 23:00:00 | 122.864 | 2.02 | 04.05.2016 23:59:00 | 122.879 | \$ 548.37 |
| 2326 | Buy | 04.05.2016 22:55:00 | 122.874 | 2.04 | 05.05.2016 03:10:00 | 122.905 | \$ 1044.85 |
| 2325 | Buy | 04.05.2016 22:35:00 | 122.908 | 2.05 | 05.05.2016 03:10:00 | 122.922 | \$ -2435.73 |
| 1638 | Buy | 05.05.2016 01:55:00 | 1.28599 | 0.17 | 05.05.2016 03:15:00 | 1.28643 | \$ 387.47 |
| 1637 | Buy | 05.05.2016 01:15:00 | 1.28621 | 0.17 | 05.05.2016 03:15:00 | 1.28649 | \$ 170.22 |
| 1636 | Buy | 05.05.2016 00:15:00 | 1.28662 | 0.17 | 05.05.2016 03:15:00 | 1.28649 | \$ -386.47 |
| 1186 | Buy | 06.05.2016 00:00:00 | 0.96759 | 0.74 | 06.05.2016 03:00:00 | 0.96809 | \$ 4254.23 |
| 1185 | Buy | 05.05.2016 23:55:00 | 0.96777 | 0.74 | 06.05.2016 03:00:00 | 0.96803 | \$ 2198.41 |
| 1184 | Buy | 05.05.2016 23:10:00 | 0.96786 | 0.75 | 06.05.2016 03:00:00 | 0.96806 | \$ 1709.82 |
| 1183 | Buy | 05.05.2016 23:00:00 | 0.96798 | 0.75 | 06.05.2016 03:00:00 | 0.968 | \$ 154.89 |
| 2006 | Sell | 09.05.2016 02:30:00 | 0.73798 | 0.18 | 09.05.2016 03:10:00 | 0.73661 | \$ 2377.28 |
| 2328 | Sell | 09.05.2016 02:30:00 | 122.355 | 2.06 | 09.05.2016 03:10:00 | 122.309 | \$ 6955.4 |
| 1974 | Sell | 09.05.2016 02:30:00 | 1.44339 | 1.51 | 09.05.2016 03:20:00 | 1.44159 | \$ 28653.97 |
| 1190 | Sell | 09.05.2016 02:30:00 | 107.342 | 0.35 | 09.05.2016 04:55:00 | 107.251 | \$ 2752.73 |
| 1193 | Buy | 09.05.2016 23:40:00 | 108.325 | 0.34 | 10.05.2016 00:35:00 | 108.434 | \$ 3226.58 |
| 1192 | Buy | 09.05.2016 23:25:00 | 108.354 | 0.34 | 10.05.2016 00:35:00 | 108.432 | \$ 2172.58 |
| 1191 | Buy | 09.05.2016 23:00:00 | 108.377 | 0.35 | 10.05.2016 00:35:00 | 108.421 | \$ 1046.48 |
| 2332 | Buy | 09.05.2016 23:25:00 | 123.343 | 2.0 | 10.05.2016 00:35:00 | 123.412 | \$ 10427.3 |
| 2331 | Buy | 09.05.2016 23:00:00 | 123.353 | 2.01 | 10.05.2016 00:35:00 | 123.406 | \$ 7263.05 |
| 2330 | Buy | 09.05.2016 22:55:00 | 123.38 | 2.03 | 10.05.2016 00:35:00 | 123.419 | \$ 4492.78 |
| 2329 | Buy | 09.05.2016 22:45:00 | 123.408 | 2.05 | 10.05.2016 00:35:00 | 123.421 | \$ -793.33 |
| 1642 | Buy | 09.05.2016 21:55:00 | 1.2966 | 0.16 | 10.05.2016 03:05:00 | 1.29666 | \$ -165.91 |
| 1641 | Buy | 09.05.2016 21:50:00 | 1.29693 | 0.16 | 10.05.2016 03:05:00 | 1.29665 | \$ -600.41 |
| 1640 | Buy | 09.05.2016 21:40:00 | 1.29724 | 0.16 | 10.05.2016 03:05:00 | 1.29653 | \$ -1149.91 |
| 1639 | Buy | 09.05.2016 21:30:00 | 1.29763 | 0.16 | 10.05.2016 03:05:00 | 1.29669 | \$ -1443.84 |
| 1975 | Buy | 11.05.2016 23:00:00 | 1.44422 | 1.52 | 12.05.2016 00:15:00 | 1.44509 | \$ 11988.82 |
| 1646 | Sell | 12.05.2016 01:50:00 | 1.28575 | 0.16 | 12.05.2016 03:40:00 | 1.28506 | \$ 684.63 |
| 1645 | Sell | 12.05.2016 01:40:00 | 1.2857 | 0.16 | 12.05.2016 03:40:00 | 1.28503 | \$ 659.06 |
| 1644 | Sell | 11.05.2016 23:15:00 | 1.28516 | 0.16 | 12.05.2016 03:40:00 | 1.28502 | \$ -161.22 |
| 1643 | Sell | 11.05.2016 23:00:00 | 1.28504 | 0.16 | 12.05.2016 03:40:00 | 1.28517 | \$ -506.45 |

| | | | | | | | |
|------|------|---------------------|---------|------|---------------------|---------|--------------|
| 1647 | Sell | 13.05.2016 00:00:00 | 1.28457 | 0.16 | 13.05.2016 02:15:00 | 1.2837 | \$ 914.78 |
| 1765 | Sell | 16.05.2016 02:30:00 | 1.13185 | 0.91 | 16.05.2016 03:15:00 | 1.13114 | \$ 6811.38 |
| 1764 | Sell | 16.05.2016 02:25:00 | 1.13163 | 0.92 | 16.05.2016 03:15:00 | 1.13116 | \$ 4558.49 |
| 1763 | Sell | 16.05.2016 02:00:00 | 1.13157 | 0.92 | 16.05.2016 03:15:00 | 1.13106 | \$ 4946.45 |
| 2333 | Sell | 16.05.2016 02:30:00 | 122.898 | 2.06 | 16.05.2016 07:45:00 | 123.077 | \$ -39405.76 |
| 1976 | Buy | 17.05.2016 21:25:00 | 1.44546 | 1.52 | 17.05.2016 23:20:00 | 1.44644 | \$ 15696.66 |
| 1190 | Sell | 17.05.2016 23:00:00 | 0.98024 | 0.73 | 18.05.2016 02:55:00 | 0.98014 | \$ 419.94 |
| 1189 | Sell | 17.05.2016 21:50:00 | 0.97984 | 0.73 | 18.05.2016 02:55:00 | 0.98027 | \$ -4036.91 |
| 1188 | Sell | 17.05.2016 21:40:00 | 0.97965 | 0.74 | 18.05.2016 02:55:00 | 0.98024 | \$ -5456.11 |
| 1187 | Sell | 17.05.2016 21:25:00 | 0.97938 | 0.74 | 18.05.2016 02:55:00 | 0.98016 | \$ -7075.74 |
| 1766 | Buy | 17.05.2016 21:25:00 | 1.13151 | 0.92 | 18.05.2016 07:25:00 | 1.12887 | \$ -26134.41 |
| 1978 | Buy | 18.05.2016 21:35:00 | 1.45813 | 1.51 | 18.05.2016 22:10:00 | 1.4585 | \$ 5887.3 |
| 1979 | Buy | 18.05.2016 22:35:00 | 1.45844 | 1.51 | 18.05.2016 23:40:00 | 1.45972 | \$ 20366.88 |
| 1977 | Buy | 18.05.2016 21:30:00 | 1.45885 | 1.53 | 18.05.2016 23:40:00 | 1.45971 | \$ 13865.24 |
| 2334 | Buy | 18.05.2016 21:30:00 | 123.323 | 2.04 | 19.05.2016 00:01:00 | 123.575 | \$ 46119.83 |
| 440 | Sell | 19.05.2016 02:30:00 | 0.76893 | 0.21 | 19.05.2016 07:40:00 | 0.76974 | \$ -2577.09 |
| 1648 | Buy | 19.05.2016 21:25:00 | 1.30834 | 0.16 | 19.05.2016 23:00:00 | 1.31034 | \$ 2358.23 |
| 1980 | Buy | 19.05.2016 23:00:00 | 1.45915 | 1.54 | 20.05.2016 02:43:00 | 1.45981 | \$ 10053.13 |
| 1649 | Buy | 23.05.2016 00:01:00 | 1.31122 | 0.16 | 23.05.2016 03:27:00 | 1.31149 | \$ 147.43 |
| 1650 | Buy | 23.05.2016 00:05:00 | 1.31102 | 0.16 | 23.05.2016 03:27:00 | 1.31139 | \$ 275.22 |
| 1194 | Sell | 24.05.2016 02:30:00 | 109.329 | 0.34 | 24.05.2016 07:10:00 | 109.368 | \$ -1745.92 |
| 441 | Sell | 25.05.2016 01:30:00 | 0.76198 | 0.21 | 25.05.2016 09:25:00 | 0.76265 | \$ -2176.49 |
| 1984 | Buy | 25.05.2016 01:40:00 | 1.46181 | 1.5 | 25.05.2016 09:35:00 | 1.46275 | \$ 14857.88 |
| 1983 | Buy | 25.05.2016 01:30:00 | 1.46208 | 1.51 | 25.05.2016 09:35:00 | 1.46286 | \$ 12411.07 |
| 1982 | Buy | 25.05.2016 00:55:00 | 1.46222 | 1.53 | 25.05.2016 09:35:00 | 1.46278 | \$ 9028.53 |
| 1981 | Buy | 25.05.2016 00:40:00 | 1.46242 | 1.54 | 25.05.2016 09:35:00 | 1.46278 | \$ 5842.0 |
| 1195 | Buy | 25.05.2016 22:00:00 | 110.071 | 0.34 | 26.05.2016 02:58:00 | 110.1 | \$ 387.58 |
| 1985 | Buy | 26.05.2016 00:00:00 | 1.46942 | 1.55 | 26.05.2016 03:10:00 | 1.47016 | \$ 12086.51 |
| 2338 | Sell | 30.05.2016 01:55:00 | 123.072 | 1.98 | 30.05.2016 03:55:00 | 122.937 | \$ 24293.11 |
| 2337 | Sell | 30.05.2016 01:50:00 | 122.977 | 2.02 | 30.05.2016 03:55:00 | 122.932 | \$ 6606.01 |
| 2336 | Sell | 30.05.2016 01:45:00 | 122.874 | 2.05 | 30.05.2016 03:55:00 | 122.951 | \$ -18303.77 |
| 2335 | Sell | 30.05.2016 01:40:00 | 122.83 | 2.07 | 30.05.2016 03:55:00 | 122.933 | \$ -23863.64 |
| 2339 | Buy | 31.05.2016 02:00:00 | 123.621 | 2.05 | 31.05.2016 04:10:00 | 123.696 | \$ 12840.83 |
| 1196 | Buy | 31.05.2016 02:00:00 | 110.94 | 0.34 | 31.05.2016 04:20:00 | 111.042 | \$ 3048.08 |
| 2007 | Buy | 31.05.2016 22:00:00 | 0.7217 | 0.17 | 01.06.2016 01:50:00 | 0.72347 | \$ 2923.18 |
| 1989 | Sell | 01.06.2016 02:00:00 | 1.44926 | 1.51 | 01.06.2016 03:50:00 | 1.44607 | \$ 50781.2 |
| 1988 | Sell | 01.06.2016 01:50:00 | 1.44914 | 1.53 | 01.06.2016 03:50:00 | 1.44606 | \$ 49679.53 |
| 1987 | Sell | 01.06.2016 01:05:00 | 1.4486 | 1.54 | 01.06.2016 03:50:00 | 1.44618 | \$ 39289.04 |
| 1986 | Sell | 01.06.2016 01:00:00 | 1.44833 | 1.55 | 01.06.2016 03:50:00 | 1.44601 | \$ 37910.11 |
| 1654 | Buy | 01.06.2016 01:45:00 | 1.3086 | 0.16 | 01.06.2016 06:45:00 | 1.30715 | \$ -2050.59 |
| 1653 | Buy | 31.05.2016 23:50:00 | 1.30885 | 0.16 | 01.06.2016 06:45:00 | 1.30703 | \$ -2568.4 |
| 1652 | Buy | 31.05.2016 23:40:00 | 1.30956 | 0.16 | 01.06.2016 06:45:00 | 1.30709 | \$ -3399.06 |
| 1651 | Buy | 31.05.2016 23:30:00 | 1.30998 | 0.16 | 01.06.2016 06:45:00 | 1.30698 | \$ -4076.35 |
| 1657 | Buy | 01.06.2016 22:30:00 | 1.3063 | 0.16 | 01.06.2016 23:40:00 | 1.30795 | \$ 1910.95 |
| 1656 | Buy | 01.06.2016 21:35:00 | 1.30673 | 0.16 | 01.06.2016 23:40:00 | 1.30794 | \$ 1348.67 |
| 1655 | Buy | 01.06.2016 21:30:00 | 1.30744 | 0.16 | 01.06.2016 23:40:00 | 1.30793 | \$ 428.58 |
| 2340 | Sell | 01.06.2016 22:30:00 | 122.57 | 2.07 | 02.06.2016 00:55:00 | 122.436 | \$ 23815.74 |
| 1199 | Sell | 02.06.2016 21:55:00 | 108.897 | 0.34 | 03.06.2016 01:05:00 | 108.781 | \$ 3382.98 |
| 1198 | Sell | 02.06.2016 21:30:00 | 108.87 | 0.34 | 03.06.2016 01:05:00 | 108.778 | \$ 2566.98 |
| 1197 | Sell | 02.06.2016 21:25:00 | 108.839 | 0.35 | 03.06.2016 01:05:00 | 108.786 | \$ 1277.48 |
| 2343 | Sell | 02.06.2016 23:50:00 | 121.444 | 2.06 | 03.06.2016 01:05:00 | 121.314 | \$ 23818.71 |
| 2342 | Sell | 02.06.2016 23:45:00 | 121.434 | 2.08 | 03.06.2016 01:05:00 | 121.301 | \$ 24674.23 |
| 2341 | Sell | 02.06.2016 23:35:00 | 121.423 | 2.1 | 03.06.2016 01:05:00 | 121.317 | \$ 19241.73 |
| 1990 | Buy | 06.06.2016 00:00:00 | 1.44639 | 1.6 | 06.06.2016 01:09:00 | 1.44688 | \$ 8261.4 |
| 1991 | Buy | 06.06.2016 00:05:00 | 1.44599 | 1.58 | 06.06.2016 01:09:00 | 1.44687 | \$ 14651.34 |
| 2345 | Sell | 06.06.2016 01:35:00 | 121.221 | 2.1 | 06.06.2016 02:25:00 | 120.956 | \$ 53104.21 |
| 2344 | Sell | 06.06.2016 01:30:00 | 121.193 | 2.12 | 06.06.2016 02:25:00 | 120.948 | \$ 49370.77 |
| 1203 | Sell | 06.06.2016 01:20:00 | 106.659 | 0.35 | 06.06.2016 02:40:00 | 106.481 | \$ 5797.73 |
| 1202 | Sell | 06.06.2016 01:15:00 | 106.634 | 0.35 | 06.06.2016 02:40:00 | 106.49 | \$ 4607.73 |
| 1201 | Sell | 06.06.2016 01:10:00 | 106.61 | 0.35 | 06.06.2016 02:40:00 | 106.48 | \$ 4117.73 |

| | | | | | | | |
|------|------|---------------------|---------|------|---------------------|---------|---------------|
| 1200 | Sell | 06.06.2016 01:05:00 | 106.53 | 0.36 | 06.06.2016 02:40:00 | 106.484 | \$ 1211.38 |
| 1194 | Sell | 06.06.2016 02:05:00 | 0.97718 | 0.74 | 06.06.2016 03:00:00 | 0.97591 | \$ 10818.5 |
| 1193 | Sell | 06.06.2016 01:40:00 | 0.97693 | 0.75 | 06.06.2016 03:00:00 | 0.97586 | \$ 9236.79 |
| 1192 | Sell | 06.06.2016 01:35:00 | 0.97668 | 0.75 | 06.06.2016 03:00:00 | 0.9758 | \$ 7595.29 |
| 1191 | Sell | 06.06.2016 01:30:00 | 0.9765 | 0.75 | 06.06.2016 03:00:00 | 0.97592 | \$ 5003.43 |
| 1659 | Sell | 06.06.2016 02:15:00 | 1.29555 | 0.17 | 06.06.2016 05:20:00 | 1.29614 | \$ -1011.49 |
| 1658 | Sell | 06.06.2016 02:10:00 | 1.29547 | 0.17 | 06.06.2016 05:20:00 | 1.29631 | \$ -1351.12 |
| 2011 | Buy | 06.06.2016 02:25:00 | 0.73475 | 0.18 | 06.06.2016 06:10:00 | 0.73259 | \$ -4319.56 |
| 2010 | Buy | 06.06.2016 02:20:00 | 0.73487 | 0.18 | 06.06.2016 06:10:00 | 0.73271 | \$ -4319.57 |
| 2009 | Buy | 06.06.2016 01:40:00 | 0.73491 | 0.18 | 06.06.2016 06:10:00 | 0.73278 | \$ -4262.65 |
| 2008 | Buy | 06.06.2016 01:30:00 | 0.73535 | 0.18 | 06.06.2016 06:10:00 | 0.73274 | \$ -5173.16 |
| 1770 | Buy | 06.06.2016 02:10:00 | 1.13496 | 0.91 | 06.06.2016 10:15:00 | 1.13513 | \$ 1630.15 |
| 1769 | Buy | 06.06.2016 01:40:00 | 1.13519 | 0.92 | 06.06.2016 10:15:00 | 1.13504 | \$ -1454.18 |
| 1768 | Buy | 06.06.2016 01:30:00 | 1.13566 | 0.93 | 06.06.2016 10:15:00 | 1.13507 | \$ -5781.92 |
| 1767 | Buy | 06.06.2016 01:25:00 | 1.13581 | 0.93 | 06.06.2016 10:15:00 | 1.13505 | \$ -7447.9 |
| 1995 | Buy | 06.06.2016 02:05:00 | 1.44141 | 1.5 | 06.06.2016 10:15:00 | 1.44042 | \$ -15648.18 |
| 1994 | Buy | 06.06.2016 02:00:00 | 1.44638 | 1.58 | 06.06.2016 10:15:00 | 1.4403 | \$ -101227.44 |
| 1993 | Buy | 06.06.2016 01:15:00 | 1.44664 | 1.59 | 06.06.2016 10:15:00 | 1.44039 | \$ -104716.41 |
| 1992 | Buy | 06.06.2016 01:10:00 | 1.44718 | 1.6 | 06.06.2016 10:15:00 | 1.44028 | \$ -116334.0 |
| 1996 | Buy | 07.06.2016 00:00:00 | 1.44391 | 1.52 | 07.06.2016 01:26:00 | 1.44443 | \$ 8328.84 |
| 1663 | Sell | 07.06.2016 00:50:00 | 1.28287 | 0.16 | 07.06.2016 02:30:00 | 1.28156 | \$ 1477.36 |
| 1662 | Sell | 07.06.2016 00:45:00 | 1.2827 | 0.16 | 07.06.2016 02:30:00 | 1.2815 | \$ 1336.72 |
| 1661 | Sell | 07.06.2016 00:40:00 | 1.28245 | 0.16 | 07.06.2016 02:30:00 | 1.28147 | \$ 1055.43 |
| 1660 | Sell | 06.06.2016 23:50:00 | 1.2823 | 0.16 | 07.06.2016 02:30:00 | 1.2815 | \$ 777.74 |
| 442 | Sell | 07.06.2016 21:25:00 | 0.78076 | 0.21 | 08.06.2016 00:00:00 | 0.78066 | \$ -4.66 |
| 2000 | Buy | 07.06.2016 23:05:00 | 1.45406 | 1.48 | 08.06.2016 04:05:00 | 1.45477 | \$ 10441.22 |
| 1999 | Buy | 07.06.2016 23:00:00 | 1.45428 | 1.5 | 08.06.2016 04:05:00 | 1.45467 | \$ 5524.32 |
| 1998 | Buy | 07.06.2016 22:55:00 | 1.45435 | 1.51 | 08.06.2016 04:05:00 | 1.45471 | \$ 5083.79 |
| 1997 | Buy | 07.06.2016 22:30:00 | 1.45442 | 1.52 | 08.06.2016 04:05:00 | 1.45468 | \$ 3515.76 |
| 1207 | Sell | 08.06.2016 23:05:00 | 107.062 | 0.35 | 09.06.2016 00:30:00 | 106.931 | \$ 3716.98 |
| 1206 | Sell | 08.06.2016 22:35:00 | 107.045 | 0.35 | 09.06.2016 00:30:00 | 106.946 | \$ 2596.98 |
| 1205 | Sell | 08.06.2016 22:30:00 | 106.987 | 0.36 | 09.06.2016 00:30:00 | 106.933 | \$ 1051.18 |
| 1204 | Sell | 08.06.2016 22:00:00 | 106.95 | 0.36 | 09.06.2016 00:30:00 | 106.932 | \$ -244.82 |
| 2004 | Buy | 08.06.2016 21:50:00 | 1.45036 | 1.49 | 09.06.2016 00:40:00 | 1.45127 | \$ 12380.22 |
| 2003 | Buy | 08.06.2016 21:45:00 | 1.45065 | 1.5 | 09.06.2016 00:40:00 | 1.45114 | \$ 5824.7 |
| 2002 | Buy | 08.06.2016 21:35:00 | 1.45071 | 1.51 | 09.06.2016 00:40:00 | 1.45117 | \$ 5386.18 |
| 2001 | Buy | 08.06.2016 21:25:00 | 1.45089 | 1.53 | 09.06.2016 00:40:00 | 1.45116 | \$ 2394.27 |
| 1195 | Buy | 09.06.2016 22:00:00 | 0.96279 | 0.76 | 09.06.2016 23:05:00 | 0.96434 | \$ 13560.49 |
| 2005 | Sell | 09.06.2016 22:00:00 | 1.44823 | 1.53 | 09.06.2016 23:30:00 | 1.44669 | \$ 24839.77 |
| 2012 | Sell | 09.06.2016 22:00:00 | 0.74443 | 0.17 | 09.06.2016 23:40:00 | 0.74343 | \$ 1582.12 |
| 1664 | Buy | 09.06.2016 22:00:00 | 1.27095 | 0.17 | 09.06.2016 23:55:00 | 1.27233 | \$ 1663.79 |
| 1211 | Sell | 09.06.2016 22:30:00 | 106.958 | 0.35 | 10.06.2016 00:45:00 | 106.981 | \$ -1382.52 |
| 1210 | Sell | 09.06.2016 22:25:00 | 106.898 | 0.35 | 10.06.2016 00:45:00 | 106.985 | \$ -3622.52 |
| 1209 | Sell | 09.06.2016 22:00:00 | 106.86 | 0.36 | 10.06.2016 00:45:00 | 106.99 | \$ -5274.02 |
| 1208 | Sell | 09.06.2016 21:25:00 | 106.76 | 0.36 | 10.06.2016 00:45:00 | 106.986 | \$ -8730.02 |
| 2349 | Sell | 09.06.2016 21:50:00 | 121.02 | 2.1 | 10.06.2016 00:45:00 | 121.063 | \$ -12039.76 |
| 2348 | Sell | 09.06.2016 21:45:00 | 121.002 | 2.11 | 10.06.2016 00:45:00 | 121.062 | \$ -15683.9 |
| 2347 | Sell | 09.06.2016 21:40:00 | 120.989 | 2.13 | 10.06.2016 00:45:00 | 121.069 | \$ -20091.93 |
| 2346 | Sell | 09.06.2016 21:25:00 | 120.919 | 2.16 | 10.06.2016 00:45:00 | 121.069 | \$ -35493.49 |
| 443 | Buy | 14.06.2016 00:00:00 | 0.79116 | 0.21 | 14.06.2016 01:45:00 | 0.79497 | \$ 10631.52 |
| 444 | Sell | 14.06.2016 02:00:00 | 0.7952 | 0.22 | 14.06.2016 03:10:00 | 0.79409 | \$ 3055.69 |
| 2350 | Buy | 14.06.2016 01:00:00 | 119.795 | 2.15 | 14.06.2016 03:10:00 | 119.99 | \$ 39349.34 |
| 2009 | Buy | 14.06.2016 01:40:00 | 1.42026 | 1.5 | 14.06.2016 03:15:00 | 1.42122 | \$ 15174.0 |
| 2008 | Buy | 14.06.2016 00:55:00 | 1.42084 | 1.51 | 14.06.2016 03:15:00 | 1.42127 | \$ 6841.99 |
| 2007 | Buy | 14.06.2016 00:50:00 | 1.42119 | 1.53 | 14.06.2016 03:15:00 | 1.42133 | \$ 2257.13 |
| 2006 | Buy | 14.06.2016 00:45:00 | 1.42153 | 1.54 | 14.06.2016 03:15:00 | 1.42132 | \$ -3407.83 |
| 1668 | Sell | 13.06.2016 22:45:00 | 1.28055 | 0.17 | 14.06.2016 04:00:00 | 1.28176 | \$ -1904.28 |
| 1667 | Sell | 13.06.2016 22:25:00 | 1.28037 | 0.17 | 14.06.2016 04:00:00 | 1.28185 | \$ -2271.08 |
| 1666 | Sell | 13.06.2016 22:20:00 | 1.28018 | 0.17 | 14.06.2016 04:00:00 | 1.28175 | \$ -2393.35 |
| 1665 | Sell | 13.06.2016 22:00:00 | 1.2798 | 0.17 | 14.06.2016 04:00:00 | 1.28182 | \$ -3004.68 |

| | | | | | | | |
|------|------|---------------------|---------|------|---------------------|---------|---------------|
| 1196 | Buy | 13.06.2016 21:30:00 | 0.96391 | 0.77 | 14.06.2016 05:45:00 | 0.96339 | \$ -4630.11 |
| 2353 | Sell | 14.06.2016 23:35:00 | 118.966 | 2.14 | 15.06.2016 00:05:00 | 118.803 | \$ 31858.74 |
| 2352 | Sell | 14.06.2016 23:05:00 | 118.954 | 2.16 | 15.06.2016 00:05:00 | 118.808 | \$ 28484.85 |
| 2351 | Sell | 14.06.2016 23:00:00 | 118.939 | 2.18 | 15.06.2016 00:05:00 | 118.803 | \$ 26568.97 |
| 1212 | Buy | 15.06.2016 21:25:00 | 105.578 | 0.36 | 15.06.2016 21:41:00 | 105.881 | \$ 10463.38 |
| 1669 | Buy | 15.06.2016 21:25:00 | 1.28823 | 0.17 | 15.06.2016 21:41:00 | 1.28988 | \$ 2030.4 |
| 1197 | Buy | 15.06.2016 21:25:00 | 0.95943 | 0.77 | 15.06.2016 21:46:00 | 0.96089 | \$ 12940.73 |
| 445 | Sell | 15.06.2016 21:30:00 | 0.79557 | 0.22 | 16.06.2016 01:00:00 | 0.79342 | \$ 6074.42 |
| 1215 | Sell | 15.06.2016 22:40:00 | 106.129 | 0.35 | 16.06.2016 01:10:00 | 105.927 | \$ 6201.98 |
| 1214 | Sell | 15.06.2016 22:05:00 | 106.038 | 0.36 | 16.06.2016 01:10:00 | 105.914 | \$ 3571.18 |
| 1213 | Sell | 15.06.2016 22:00:00 | 106.007 | 0.36 | 16.06.2016 01:10:00 | 105.917 | \$ 2347.18 |
| 1670 | Buy | 16.06.2016 00:30:00 | 1.29075 | 0.17 | 16.06.2016 05:05:00 | 1.29218 | \$ 1731.68 |
| 2354 | Buy | 16.06.2016 01:30:00 | 119.179 | 2.2 | 16.06.2016 05:46:00 | 117.886 | \$ -287082.09 |
| 1671 | Buy | 16.06.2016 21:25:00 | 1.29329 | 0.17 | 16.06.2016 22:04:00 | 1.29476 | \$ 1785.99 |
| 2010 | Sell | 16.06.2016 21:25:00 | 1.42377 | 1.54 | 16.06.2016 22:04:00 | 1.42154 | \$ 36204.37 |
| 1771 | Sell | 16.06.2016 21:25:00 | 1.12418 | 0.96 | 16.06.2016 22:53:00 | 1.12397 | \$ 2125.33 |
| 1772 | Sell | 16.06.2016 23:00:00 | 1.12393 | 0.96 | 16.06.2016 23:50:00 | 1.12262 | \$ 13258.0 |
| 1198 | Buy | 16.06.2016 22:55:00 | 0.9637 | 0.78 | 16.06.2016 23:55:00 | 0.96506 | \$ 12210.39 |
| 2013 | Sell | 16.06.2016 22:05:00 | 0.73739 | 0.18 | 17.06.2016 00:00:00 | 0.73608 | \$ 2229.09 |
| 1217 | Sell | 17.06.2016 02:30:00 | 104.474 | 0.37 | 17.06.2016 04:35:00 | 104.504 | \$ -1566.97 |
| 1216 | Sell | 17.06.2016 01:30:00 | 104.424 | 0.37 | 17.06.2016 04:35:00 | 104.5 | \$ -3268.97 |
| 2358 | Sell | 17.06.2016 01:15:00 | 117.209 | 2.1 | 17.06.2016 06:40:00 | 117.614 | \$ -87511.35 |
| 2357 | Sell | 17.06.2016 01:10:00 | 117.183 | 2.12 | 17.06.2016 06:40:00 | 117.632 | \$ -97672.41 |
| 2356 | Sell | 17.06.2016 01:05:00 | 117.167 | 2.13 | 17.06.2016 06:40:00 | 117.633 | \$ -101753.93 |
| 2355 | Sell | 17.06.2016 01:00:00 | 117.162 | 2.15 | 17.06.2016 06:40:00 | 117.625 | \$ -102063.94 |
| 1672 | Sell | 20.06.2016 00:00:00 | 1.28433 | 0.17 | 20.06.2016 00:05:00 | 1.28436 | \$ -250.71 |
| 2359 | Sell | 20.06.2016 00:30:00 | 118.612 | 2.01 | 20.06.2016 01:00:00 | 118.594 | \$ 1233.94 |
| 1218 | Sell | 20.06.2016 00:30:00 | 104.722 | 0.37 | 20.06.2016 01:42:00 | 104.679 | \$ 1134.03 |
| 1219 | Sell | 20.06.2016 00:46:00 | 104.733 | 0.36 | 20.06.2016 01:42:00 | 104.678 | \$ 1535.38 |
| 1220 | Sell | 20.06.2016 01:10:00 | 104.774 | 0.36 | 20.06.2016 01:42:00 | 104.679 | \$ 2975.38 |
| 1201 | Sell | 20.06.2016 00:40:00 | 0.96332 | 0.77 | 20.06.2016 02:05:00 | 0.96152 | \$ 15958.15 |
| 1200 | Sell | 20.06.2016 00:35:00 | 0.96234 | 0.78 | 20.06.2016 02:05:00 | 0.96148 | \$ 7719.39 |
| 1199 | Sell | 20.06.2016 00:30:00 | 0.96153 | 0.78 | 20.06.2016 02:05:00 | 0.96145 | \$ 711.01 |
| 1221 | Sell | 20.06.2016 01:50:00 | 104.753 | 0.37 | 20.06.2016 02:35:00 | 104.577 | \$ 6055.03 |
| 1222 | Sell | 20.06.2016 01:55:00 | 104.8 | 0.37 | 20.06.2016 02:35:00 | 104.574 | \$ 7905.03 |
| 2361 | Buy | 20.06.2016 21:35:00 | 117.513 | 2.01 | 20.06.2016 22:37:00 | 117.537 | \$ 2462.03 |
| 2362 | Buy | 20.06.2016 21:40:00 | 117.495 | 1.99 | 20.06.2016 22:37:00 | 117.55 | \$ 8606.81 |
| 2011 | Buy | 20.06.2016 23:30:00 | 1.46667 | 1.55 | 20.06.2016 23:47:00 | 1.46866 | \$ 32502.92 |
| 446 | Sell | 21.06.2016 00:30:00 | 0.77137 | 0.22 | 21.06.2016 01:42:00 | 0.77117 | \$ 327.82 |
| 2360 | Buy | 20.06.2016 21:30:00 | 117.572 | 2.03 | 21.06.2016 04:10:00 | 117.793 | \$ 41556.9 |
| 1223 | Buy | 20.06.2016 21:25:00 | 103.948 | 0.37 | 21.06.2016 04:50:00 | 104.04 | \$ 2882.28 |
| 447 | Sell | 21.06.2016 02:10:00 | 0.77134 | 0.22 | 21.06.2016 06:15:00 | 0.77224 | \$ -2969.59 |
| 1673 | Buy | 21.06.2016 21:30:00 | 1.27947 | 0.17 | 21.06.2016 22:45:00 | 1.28085 | \$ 1663.79 |
| 450 | Sell | 21.06.2016 23:25:00 | 0.7698 | 0.22 | 22.06.2016 00:00:00 | 0.76687 | \$ 8478.48 |
| 449 | Sell | 21.06.2016 23:10:00 | 0.76956 | 0.22 | 22.06.2016 00:00:00 | 0.76687 | \$ 7759.04 |
| 448 | Sell | 21.06.2016 23:00:00 | 0.76904 | 0.22 | 22.06.2016 00:00:00 | 0.76687 | \$ 6200.26 |
| 2014 | Buy | 21.06.2016 23:10:00 | 1.46169 | 1.53 | 22.06.2016 00:30:00 | 1.46708 | \$ 86246.68 |
| 2013 | Buy | 21.06.2016 23:05:00 | 1.46223 | 1.55 | 22.06.2016 00:30:00 | 1.46696 | \$ 76594.22 |
| 2012 | Buy | 21.06.2016 23:00:00 | 1.46274 | 1.56 | 22.06.2016 00:30:00 | 1.46707 | \$ 70512.97 |
| 2363 | Buy | 22.06.2016 00:00:00 | 117.745 | 2.04 | 22.06.2016 01:35:00 | 117.779 | \$ 4534.04 |
| 2016 | Sell | 22.06.2016 00:45:00 | 1.46725 | 1.61 | 22.06.2016 02:40:00 | 1.46684 | \$ 6958.98 |
| 1773 | Sell | 22.06.2016 02:00:00 | 1.12575 | 0.96 | 22.06.2016 03:50:00 | 1.12438 | \$ 13865.24 |
| 2015 | Sell | 22.06.2016 00:35:00 | 1.46693 | 1.62 | 22.06.2016 07:40:00 | 1.46813 | \$ -20494.23 |
| 1674 | Sell | 22.06.2016 21:25:00 | 1.28439 | 0.17 | 22.06.2016 22:12:00 | 1.28314 | \$ 1488.19 |
| 2364 | Buy | 22.06.2016 23:30:00 | 117.93 | 2.04 | 23.06.2016 00:05:00 | 118.191 | \$ 48065.93 |
| 1675 | Sell | 22.06.2016 23:30:00 | 1.2848 | 0.17 | 23.06.2016 00:20:00 | 1.28211 | \$ 3292.93 |
| 1677 | Buy | 23.06.2016 00:36:00 | 1.28021 | 0.17 | 23.06.2016 01:15:00 | 1.2806 | \$ 319.57 |
| 1679 | Buy | 23.06.2016 01:45:00 | 1.28067 | 0.17 | 23.06.2016 02:50:00 | 1.28107 | \$ 333.16 |
| 1678 | Buy | 23.06.2016 01:20:00 | 1.28082 | 0.17 | 23.06.2016 02:50:00 | 1.28118 | \$ 278.84 |
| 1676 | Buy | 23.06.2016 00:30:00 | 1.28159 | 0.17 | 23.06.2016 02:50:00 | 1.28103 | \$ -970.33 |

| | | | | | | | |
|------|------|---------------------|---------|------|---------------------|---------|---------------|
| 1226 | Sell | 23.06.2016 00:40:00 | 104.956 | 0.36 | 23.06.2016 03:05:00 | 104.609 | \$ 12047.38 |
| 1225 | Sell | 23.06.2016 00:35:00 | 104.843 | 0.37 | 23.06.2016 03:05:00 | 104.604 | \$ 8386.03 |
| 1224 | Sell | 23.06.2016 00:30:00 | 104.788 | 0.37 | 23.06.2016 03:05:00 | 104.612 | \$ 6055.03 |
| 454 | Buy | 23.06.2016 00:20:00 | 0.76584 | 0.22 | 23.06.2016 05:30:00 | 0.76578 | \$ -451.39 |
| 453 | Buy | 23.06.2016 00:15:00 | 0.76668 | 0.22 | 23.06.2016 05:30:00 | 0.7657 | \$ -3206.44 |
| 452 | Buy | 23.06.2016 00:10:00 | 0.7669 | 0.22 | 23.06.2016 05:30:00 | 0.76579 | \$ -3595.73 |
| 451 | Buy | 23.06.2016 00:05:00 | 0.76716 | 0.22 | 23.06.2016 05:30:00 | 0.76574 | \$ -4524.06 |
| 2017 | Buy | 23.06.2016 21:40:00 | 1.47936 | 1.62 | 23.06.2016 22:24:00 | 1.48061 | \$ 21338.44 |
| 2018 | Buy | 23.06.2016 21:45:00 | 1.47885 | 1.6 | 23.06.2016 22:24:00 | 1.48068 | \$ 30853.8 |
| 1683 | Sell | 23.06.2016 22:25:00 | 1.28029 | 0.17 | 23.06.2016 22:50:00 | 1.27729 | \$ 3865.6 |
| 1682 | Sell | 23.06.2016 22:10:00 | 1.28005 | 0.17 | 23.06.2016 22:50:00 | 1.27728 | \$ 3553.15 |
| 1681 | Sell | 23.06.2016 22:00:00 | 1.27971 | 0.17 | 23.06.2016 22:50:00 | 1.27733 | \$ 3023.32 |
| 1680 | Sell | 23.06.2016 21:55:00 | 1.27952 | 0.17 | 23.06.2016 22:50:00 | 1.27728 | \$ 2833.13 |
| 2365 | Buy | 23.06.2016 22:25:00 | 120.043 | 2.02 | 23.06.2016 22:50:00 | 120.213 | \$ 31915.13 |
| 456 | Buy | 23.06.2016 23:05:00 | 0.76389 | 0.22 | 23.06.2016 23:29:00 | 0.764 | \$ 57.7 |
| 457 | Buy | 23.06.2016 23:10:00 | 0.76365 | 0.22 | 23.06.2016 23:29:00 | 0.764 | \$ 776.4 |
| 458 | Buy | 23.06.2016 23:50:00 | 0.76361 | 0.22 | 23.06.2016 23:57:00 | 0.76485 | \$ 3441.62 |
| 455 | Buy | 23.06.2016 23:00:00 | 0.76483 | 0.22 | 24.06.2016 00:04:00 | 0.76549 | \$ 1587.95 |
| 1202 | Sell | 24.06.2016 00:30:00 | 0.964 | 0.78 | 24.06.2016 00:51:00 | 0.96365 | \$ 3136.99 |
| 1203 | Sell | 24.06.2016 00:35:00 | 0.96461 | 0.77 | 24.06.2016 00:51:00 | 0.96365 | \$ 8507.42 |
| 1204 | Sell | 24.06.2016 00:40:00 | 0.96484 | 0.77 | 24.06.2016 00:51:00 | 0.96373 | \$ 9837.91 |
| 459 | Buy | 24.06.2016 00:30:00 | 0.76064 | 0.22 | 24.06.2016 01:24:00 | 0.76167 | \$ 2812.74 |
| 460 | Buy | 24.06.2016 00:35:00 | 0.76044 | 0.22 | 24.06.2016 01:24:00 | 0.76163 | \$ 3291.89 |
| 461 | Buy | 24.06.2016 00:45:00 | 0.76024 | 0.22 | 24.06.2016 01:24:00 | 0.76159 | \$ 3771.02 |
| 1206 | Sell | 24.06.2016 01:25:00 | 0.96538 | 0.78 | 24.06.2016 01:45:00 | 0.96518 | \$ 1789.22 |
| 1205 | Sell | 24.06.2016 01:15:00 | 0.96484 | 0.78 | 24.06.2016 02:00:00 | 0.96339 | \$ 13020.61 |
| 1685 | Sell | 24.06.2016 02:05:00 | 1.27931 | 0.17 | 24.06.2016 02:16:00 | 1.27891 | \$ 333.45 |
| 1775 | Buy | 24.06.2016 02:05:00 | 1.13484 | 0.93 | 24.06.2016 02:16:00 | 1.13565 | \$ 7937.89 |
| 2019 | Buy | 24.06.2016 02:00:00 | 1.48794 | 1.63 | 24.06.2016 02:16:00 | 1.4749 | \$ -223976.67 |
| 2367 | Buy | 24.06.2016 02:05:00 | 120.197 | 1.98 | 24.06.2016 02:16:00 | 120.37 | \$ 31874.18 |
| 462 | Sell | 24.06.2016 02:00:00 | 0.76442 | 0.22 | 24.06.2016 02:17:00 | 0.77726 | \$ -38761.59 |
| 463 | Sell | 24.06.2016 02:05:00 | 0.76476 | 0.22 | 24.06.2016 02:17:00 | 0.77769 | \$ -39031.38 |
| 464 | Sell | 24.06.2016 02:10:00 | 0.76553 | 0.22 | 24.06.2016 02:17:00 | 0.77856 | \$ -39331.14 |
| 465 | Sell | 24.06.2016 02:15:00 | 0.76581 | 0.22 | 24.06.2016 02:17:00 | 0.77861 | \$ -38641.68 |
| 1227 | Buy | 24.06.2016 02:00:00 | 106.055 | 0.37 | 24.06.2016 02:17:00 | 104.755 | \$ -48556.97 |
| 1228 | Buy | 24.06.2016 02:05:00 | 105.922 | 0.37 | 24.06.2016 02:17:00 | 104.622 | \$ -48556.97 |
| 1229 | Buy | 24.06.2016 02:10:00 | 105.898 | 0.37 | 24.06.2016 02:17:00 | 104.599 | \$ -48519.97 |
| 2020 | Buy | 24.06.2016 02:05:00 | 1.48347 | 1.6 | 24.06.2016 02:17:00 | 1.47034 | \$ -221371.8 |
| 2021 | Buy | 24.06.2016 02:10:00 | 1.48315 | 1.58 | 24.06.2016 02:17:00 | 1.47003 | \$ -218438.16 |
| 2366 | Buy | 24.06.2016 02:00:00 | 120.649 | 2.02 | 24.06.2016 02:17:00 | 119.347 | \$ -265441.09 |
| 2022 | Buy | 24.06.2016 02:20:00 | 1.44202 | 1.46 | 24.06.2016 02:23:00 | 1.45398 | \$ 184001.61 |
| 466 | Sell | 24.06.2016 02:20:00 | 0.78395 | 0.2 | 24.06.2016 02:25:00 | 0.78077 | \$ 8418.93 |
| 1776 | Buy | 24.06.2016 02:20:00 | 1.13137 | 0.94 | 24.06.2016 02:25:00 | 1.1338 | \$ 24069.76 |
| 2368 | Buy | 24.06.2016 02:20:00 | 118.393 | 1.99 | 24.06.2016 02:25:00 | 118.769 | \$ 72467.9 |
| 1230 | Buy | 24.06.2016 02:20:00 | 104.667 | 0.35 | 24.06.2016 02:30:00 | 104.699 | \$ 687.73 |
| 2023 | Buy | 24.06.2016 02:25:00 | 1.45501 | 1.51 | 24.06.2016 02:30:00 | 1.45754 | \$ 40256.41 |
| 1207 | Buy | 24.06.2016 02:30:00 | 0.95993 | 0.8 | 24.06.2016 02:35:00 | 0.9619 | \$ 18144.22 |
| 467 | Sell | 24.06.2016 02:30:00 | 0.7775 | 0.2 | 24.06.2016 02:40:00 | 0.77563 | \$ 4849.0 |
| 2369 | Buy | 24.06.2016 02:30:00 | 118.889 | 2.0 | 24.06.2016 02:40:00 | 119.136 | \$ 47022.34 |
| 1687 | Sell | 24.06.2016 02:25:00 | 1.28415 | 0.17 | 24.06.2016 02:41:00 | 1.28347 | \$ 713.83 |
| 1688 | Sell | 24.06.2016 02:30:00 | 1.28474 | 0.17 | 24.06.2016 02:41:00 | 1.28357 | \$ 1379.51 |
| 2017 | Buy | 24.06.2016 02:25:00 | 0.75346 | 0.17 | 24.06.2016 03:12:00 | 0.75428 | \$ 1259.06 |
| 2016 | Buy | 24.06.2016 02:20:00 | 0.75537 | 0.17 | 24.06.2016 03:55:00 | 0.75805 | \$ 4591.25 |
| 2015 | Buy | 24.06.2016 02:05:00 | 0.75761 | 0.17 | 24.06.2016 03:55:00 | 0.75812 | \$ 703.7 |
| 2014 | Buy | 24.06.2016 02:00:00 | 0.75835 | 0.17 | 24.06.2016 03:55:00 | 0.75822 | \$ -442.85 |
| 1774 | Buy | 24.06.2016 02:00:00 | 1.13754 | 0.94 | 24.06.2016 04:04:00 | 1.12461 | \$ -128074.89 |
| 1684 | Sell | 24.06.2016 02:00:00 | 1.27823 | 0.17 | 24.06.2016 04:06:00 | 1.29113 | \$ -17734.88 |
| 1686 | Sell | 24.06.2016 02:20:00 | 1.28328 | 0.17 | 24.06.2016 05:40:00 | 1.29637 | \$ -17993.0 |
| 2018 | Buy | 27.06.2016 00:30:00 | 0.74262 | 0.18 | 27.06.2016 01:25:00 | 0.74308 | \$ 650.25 |
| 2019 | Buy | 27.06.2016 00:40:00 | 0.74252 | 0.18 | 27.06.2016 01:25:00 | 0.74308 | \$ 839.94 |

| | | | | | | | |
|------|------|---------------------|---------|------|---------------------|---------|--------------|
| 2020 | Buy | 27.06.2016 00:45:00 | 0.74227 | 0.18 | 27.06.2016 01:25:00 | 0.74315 | \$ 1446.94 |
| 2370 | Sell | 27.06.2016 02:00:00 | 113.24 | 2.11 | 27.06.2016 02:27:00 | 112.853 | \$ 79267.74 |
| 1232 | Sell | 27.06.2016 02:00:00 | 102.276 | 0.35 | 27.06.2016 02:57:00 | 102.165 | \$ 3452.73 |
| 1231 | Sell | 27.06.2016 01:35:00 | 102.181 | 0.35 | 27.06.2016 04:25:00 | 102.051 | \$ 4117.73 |
| 2371 | Sell | 27.06.2016 21:40:00 | 112.396 | 2.15 | 27.06.2016 22:11:00 | 112.311 | \$ 15858.64 |
| 1235 | Sell | 27.06.2016 21:45:00 | 101.987 | 0.35 | 28.06.2016 00:20:00 | 101.908 | \$ 2187.48 |
| 1234 | Sell | 27.06.2016 21:30:00 | 101.976 | 0.35 | 28.06.2016 00:20:00 | 101.908 | \$ 1802.48 |
| 1233 | Sell | 27.06.2016 21:25:00 | 101.967 | 0.36 | 28.06.2016 00:20:00 | 101.926 | \$ 881.98 |
| 2374 | Sell | 27.06.2016 23:40:00 | 112.556 | 2.11 | 28.06.2016 00:30:00 | 112.319 | \$ 47161.5 |
| 2373 | Sell | 27.06.2016 23:15:00 | 112.507 | 2.14 | 28.06.2016 00:30:00 | 112.327 | \$ 35635.09 |
| 2372 | Sell | 27.06.2016 22:50:00 | 112.475 | 2.16 | 28.06.2016 00:30:00 | 112.33 | \$ 28408.99 |
| 1689 | Buy | 27.06.2016 23:00:00 | 1.30714 | 0.17 | 28.06.2016 00:45:00 | 1.30834 | \$ 1371.6 |
| 471 | Buy | 28.06.2016 00:05:00 | 0.83281 | 0.21 | 28.06.2016 00:55:00 | 0.83319 | \$ 826.87 |
| 1208 | Buy | 28.06.2016 01:00:00 | 0.97751 | 0.82 | 28.06.2016 03:10:00 | 0.97886 | \$ 12742.12 |
| 472 | Buy | 28.06.2016 01:50:00 | 0.83264 | 0.21 | 28.06.2016 03:25:00 | 0.83344 | \$ 2027.44 |
| 470 | Buy | 28.06.2016 00:00:00 | 0.83324 | 0.21 | 28.06.2016 03:25:00 | 0.83358 | \$ 712.53 |
| 469 | Buy | 27.06.2016 23:30:00 | 0.83343 | 0.21 | 28.06.2016 03:25:00 | 0.83354 | \$ -56.4 |
| 468 | Buy | 27.06.2016 23:00:00 | 0.83372 | 0.21 | 28.06.2016 03:25:00 | 0.83343 | \$ -1199.81 |
| 2024 | Sell | 28.06.2016 02:30:00 | 1.32377 | 1.52 | 28.06.2016 04:16:00 | 1.32301 | \$ 12178.47 |
| 2022 | Sell | 28.06.2016 02:30:00 | 0.73477 | 0.19 | 28.06.2016 07:30:00 | 0.73836 | \$ -7425.16 |
| 2021 | Sell | 28.06.2016 00:30:00 | 0.73412 | 0.19 | 28.06.2016 07:30:00 | 0.73848 | \$ -8967.41 |
| 1690 | Buy | 28.06.2016 02:30:00 | 1.307 | 0.17 | 28.06.2016 12:20:00 | 1.29893 | \$ -11167.33 |
| 473 | Sell | 28.06.2016 23:30:00 | 0.83081 | 0.21 | 29.06.2016 00:25:00 | 0.82986 | \$ 2427.53 |
| 1211 | Buy | 28.06.2016 23:10:00 | 0.97985 | 0.81 | 29.06.2016 00:45:00 | 0.98058 | \$ 6791.24 |
| 474 | Sell | 29.06.2016 01:00:00 | 0.83092 | 0.21 | 29.06.2016 01:30:00 | 0.82812 | \$ 7752.56 |
| 1239 | Buy | 29.06.2016 01:45:00 | 102.581 | 0.35 | 29.06.2016 03:00:00 | 102.7 | \$ 3732.73 |
| 1238 | Buy | 29.06.2016 01:35:00 | 102.604 | 0.35 | 29.06.2016 03:00:00 | 102.694 | \$ 2717.73 |
| 1237 | Buy | 29.06.2016 01:30:00 | 102.623 | 0.35 | 29.06.2016 03:00:00 | 102.69 | \$ 1912.73 |
| 1236 | Buy | 28.06.2016 22:30:00 | 102.665 | 0.36 | 29.06.2016 03:00:00 | 102.699 | \$ 716.38 |
| 1694 | Buy | 28.06.2016 23:20:00 | 1.30282 | 0.17 | 29.06.2016 03:10:00 | 1.30282 | \$ -257.75 |
| 1693 | Buy | 28.06.2016 23:10:00 | 1.30305 | 0.17 | 29.06.2016 03:10:00 | 1.30294 | \$ -407.11 |
| 1692 | Buy | 28.06.2016 23:05:00 | 1.30317 | 0.17 | 29.06.2016 03:10:00 | 1.30288 | \$ -651.5 |
| 1691 | Buy | 28.06.2016 23:00:00 | 1.30341 | 0.17 | 29.06.2016 03:10:00 | 1.30295 | \$ -882.33 |
| 1212 | Buy | 29.06.2016 01:00:00 | 0.98006 | 0.81 | 29.06.2016 03:30:00 | 0.98076 | \$ 6522.55 |
| 1210 | Buy | 28.06.2016 23:05:00 | 0.98063 | 0.81 | 29.06.2016 03:30:00 | 0.98071 | \$ 727.06 |
| 1209 | Buy | 28.06.2016 23:00:00 | 0.9809 | 0.82 | 29.06.2016 03:30:00 | 0.98067 | \$ -2191.81 |
| 476 | Sell | 29.06.2016 21:30:00 | 0.82734 | 0.21 | 29.06.2016 22:50:00 | 0.82637 | \$ 2516.19 |
| 475 | Sell | 29.06.2016 21:25:00 | 0.82689 | 0.21 | 29.06.2016 22:50:00 | 0.8264 | \$ 1142.73 |
| 2026 | Buy | 29.06.2016 22:25:00 | 1.34227 | 1.51 | 29.06.2016 23:15:00 | 1.34425 | \$ 31505.02 |
| 2025 | Buy | 29.06.2016 21:30:00 | 1.34254 | 1.52 | 29.06.2016 23:15:00 | 1.34424 | \$ 27228.9 |
| 477 | Sell | 30.06.2016 00:00:00 | 0.82851 | 0.21 | 30.06.2016 01:20:00 | 0.82593 | \$ 7123.05 |
| 2023 | Sell | 30.06.2016 23:00:00 | 0.74584 | 0.18 | 01.07.2016 00:05:00 | 0.74412 | \$ 3007.08 |
| 481 | Buy | 30.06.2016 23:15:00 | 0.83231 | 0.21 | 01.07.2016 00:30:00 | 0.83542 | \$ 8519.09 |
| 480 | Buy | 30.06.2016 23:10:00 | 0.83248 | 0.21 | 01.07.2016 00:30:00 | 0.83533 | \$ 7775.88 |
| 479 | Buy | 30.06.2016 23:05:00 | 0.83313 | 0.21 | 01.07.2016 00:30:00 | 0.83551 | \$ 6432.39 |
| 478 | Buy | 30.06.2016 23:00:00 | 0.83326 | 0.21 | 01.07.2016 00:30:00 | 0.83531 | \$ 5489.08 |
| 2030 | Sell | 30.06.2016 22:50:00 | 1.32949 | 1.49 | 01.07.2016 00:30:00 | 1.32865 | \$ 12700.2 |
| 2029 | Sell | 30.06.2016 22:40:00 | 1.32854 | 1.51 | 01.07.2016 00:30:00 | 1.32864 | \$ -2093.07 |
| 2028 | Sell | 30.06.2016 22:35:00 | 1.32849 | 1.52 | 01.07.2016 00:30:00 | 1.32864 | \$ -2908.16 |
| 2027 | Sell | 30.06.2016 22:30:00 | 1.32755 | 1.54 | 01.07.2016 00:30:00 | 1.32856 | \$ -16908.65 |
| 1698 | Buy | 30.06.2016 22:15:00 | 1.29524 | 0.17 | 01.07.2016 00:35:00 | 1.29397 | \$ -1982.14 |
| 1697 | Buy | 30.06.2016 22:10:00 | 1.29579 | 0.17 | 01.07.2016 00:35:00 | 1.29403 | \$ -2647.46 |
| 1696 | Buy | 30.06.2016 22:05:00 | 1.29615 | 0.17 | 01.07.2016 00:35:00 | 1.29399 | \$ -3190.58 |
| 1695 | Buy | 30.06.2016 22:00:00 | 1.29684 | 0.17 | 01.07.2016 00:35:00 | 1.29387 | \$ -4290.38 |
| 1780 | Sell | 30.06.2016 22:35:00 | 1.10934 | 0.94 | 01.07.2016 01:40:00 | 1.10946 | \$ -1266.43 |
| 1779 | Sell | 30.06.2016 22:25:00 | 1.10901 | 0.95 | 01.07.2016 01:40:00 | 1.10948 | \$ -4785.21 |
| 1778 | Sell | 30.06.2016 22:05:00 | 1.10877 | 0.95 | 01.07.2016 01:40:00 | 1.10948 | \$ -7188.86 |
| 1777 | Sell | 30.06.2016 22:00:00 | 1.10793 | 0.97 | 01.07.2016 01:40:00 | 1.10952 | \$ -16339.11 |
| 2378 | Sell | 30.06.2016 21:55:00 | 114.371 | 2.09 | 01.07.2016 01:40:00 | 114.518 | \$ -33579.55 |
| 2377 | Sell | 30.06.2016 21:45:00 | 114.356 | 2.11 | 01.07.2016 01:40:00 | 114.519 | \$ -37276.72 |

| | | | | | | | |
|------|------|---------------------|---------|------|---------------------|---------|--------------|
| 2376 | Sell | 30.06.2016 21:35:00 | 114.3 | 2.14 | 01.07.2016 01:40:00 | 114.514 | \$ -48719.33 |
| 2375 | Sell | 30.06.2016 21:30:00 | 114.276 | 2.16 | 01.07.2016 01:40:00 | 114.516 | \$ -54789.96 |
| 2034 | Sell | 01.07.2016 02:20:00 | 1.33408 | 1.49 | 01.07.2016 03:06:00 | 1.33367 | \$ 6440.29 |
| 2033 | Sell | 01.07.2016 02:10:00 | 1.33366 | 1.5 | 01.07.2016 06:45:00 | 1.33297 | \$ 10911.28 |
| 2032 | Sell | 01.07.2016 02:05:00 | 1.33286 | 1.52 | 01.07.2016 06:45:00 | 1.33298 | \$ -1922.91 |
| 2031 | Sell | 01.07.2016 01:50:00 | 1.33146 | 1.53 | 01.07.2016 06:45:00 | 1.33294 | \$ -23871.98 |
| 484 | Buy | 01.07.2016 02:20:00 | 0.83223 | 0.21 | 01.07.2016 07:10:00 | 0.83236 | \$ 112.25 |
| 483 | Buy | 01.07.2016 02:10:00 | 0.8326 | 0.21 | 01.07.2016 07:10:00 | 0.83246 | \$ -659.55 |
| 482 | Buy | 01.07.2016 02:05:00 | 0.83336 | 0.22 | 01.07.2016 07:10:00 | 0.83231 | \$ -3416.06 |
| 1240 | Buy | 01.07.2016 02:30:00 | 103.105 | 0.36 | 01.07.2016 12:35:00 | 102.586 | \$ -19128.62 |
| 1699 | Sell | 04.07.2016 00:30:00 | 1.2917 | 0.17 | 04.07.2016 01:45:00 | 1.29118 | \$ 496.48 |
| 2026 | Buy | 04.07.2016 00:55:00 | 0.74566 | 0.18 | 04.07.2016 03:45:00 | 0.74731 | \$ 2907.53 |
| 2025 | Buy | 04.07.2016 00:36:00 | 0.74579 | 0.18 | 04.07.2016 03:45:00 | 0.74723 | \$ 2509.19 |
| 2024 | Buy | 04.07.2016 00:30:00 | 0.74607 | 0.18 | 04.07.2016 03:45:00 | 0.74711 | \$ 1750.44 |
| 2035 | Sell | 04.07.2016 02:30:00 | 1.32898 | 1.53 | 04.07.2016 04:30:00 | 1.32707 | \$ 30807.77 |
| 1700 | Sell | 05.07.2016 02:30:00 | 1.28645 | 0.17 | 05.07.2016 08:40:00 | 1.28763 | \$ -1813.02 |
| 486 | Buy | 05.07.2016 22:45:00 | 0.84902 | 0.22 | 05.07.2016 23:50:00 | 0.85037 | \$ 3771.03 |
| 485 | Buy | 05.07.2016 22:35:00 | 0.84933 | 0.22 | 05.07.2016 23:50:00 | 0.85023 | \$ 2423.44 |
| 2380 | Sell | 05.07.2016 23:50:00 | 112.68 | 2.12 | 06.07.2016 00:50:00 | 112.546 | \$ 25546.49 |
| 2379 | Sell | 05.07.2016 23:30:00 | 112.637 | 2.13 | 06.07.2016 00:50:00 | 112.535 | \$ 18851.67 |
| 1244 | Sell | 05.07.2016 23:05:00 | 101.727 | 0.35 | 06.07.2016 01:45:00 | 101.652 | \$ 2047.48 |
| 1243 | Sell | 05.07.2016 22:45:00 | 101.696 | 0.35 | 06.07.2016 01:45:00 | 101.656 | \$ 822.48 |
| 1242 | Sell | 05.07.2016 22:40:00 | 101.669 | 0.35 | 06.07.2016 01:45:00 | 101.639 | \$ 472.48 |
| 1241 | Sell | 05.07.2016 22:30:00 | 101.627 | 0.36 | 06.07.2016 01:45:00 | 101.637 | \$ -954.02 |
| 1701 | Buy | 06.07.2016 00:00:00 | 1.29794 | 0.17 | 06.07.2016 01:45:00 | 1.29898 | \$ 1202.14 |
| 1245 | Sell | 06.07.2016 22:00:00 | 101.419 | 0.36 | 06.07.2016 22:54:00 | 101.36 | \$ 1679.38 |
| 2383 | Sell | 06.07.2016 22:00:00 | 112.611 | 2.1 | 06.07.2016 22:57:00 | 112.51 | \$ 18845.17 |
| 1215 | Buy | 06.07.2016 22:00:00 | 0.97434 | 0.82 | 06.07.2016 23:15:00 | 0.97533 | \$ 9342.03 |
| 1214 | Buy | 06.07.2016 21:30:00 | 0.97444 | 0.83 | 06.07.2016 23:15:00 | 0.97529 | \$ 8117.58 |
| 1213 | Buy | 06.07.2016 21:25:00 | 0.97469 | 0.83 | 06.07.2016 23:15:00 | 0.97541 | \$ 6874.79 |
| 1705 | Buy | 06.07.2016 22:05:00 | 1.29537 | 0.17 | 06.07.2016 23:45:00 | 1.29557 | \$ 61.6 |
| 2382 | Sell | 06.07.2016 21:45:00 | 112.505 | 2.13 | 07.07.2016 01:25:00 | 112.353 | \$ 28554.48 |
| 2381 | Sell | 06.07.2016 21:40:00 | 112.484 | 2.15 | 07.07.2016 01:25:00 | 112.347 | \$ 25598.05 |
| 2036 | Buy | 07.07.2016 02:00:00 | 1.28975 | 1.54 | 07.07.2016 03:01:00 | 1.29133 | \$ 25639.85 |
| 2037 | Buy | 07.07.2016 02:05:00 | 1.28952 | 1.53 | 07.07.2016 03:01:00 | 1.29133 | \$ 29181.5 |
| 2038 | Buy | 07.07.2016 02:15:00 | 1.28826 | 1.51 | 07.07.2016 03:01:00 | 1.29134 | \$ 49007.81 |
| 2387 | Buy | 07.07.2016 02:30:00 | 112.025 | 2.08 | 07.07.2016 03:05:00 | 112.133 | \$ 20134.09 |
| 2386 | Buy | 07.07.2016 01:45:00 | 112.138 | 2.12 | 07.07.2016 03:29:00 | 112.167 | \$ 3770.78 |
| 1247 | Buy | 07.07.2016 02:20:00 | 101.087 | 0.36 | 07.07.2016 03:35:00 | 101.114 | \$ 527.38 |
| 1248 | Buy | 07.07.2016 02:25:00 | 101.073 | 0.36 | 07.07.2016 03:35:00 | 101.113 | \$ 995.38 |
| 1249 | Buy | 07.07.2016 02:30:00 | 100.975 | 0.35 | 07.07.2016 03:35:00 | 101.111 | \$ 4327.73 |
| 1704 | Buy | 06.07.2016 21:50:00 | 1.29569 | 0.17 | 07.07.2016 04:35:00 | 1.29799 | \$ 2769.57 |
| 1703 | Buy | 06.07.2016 21:40:00 | 1.29585 | 0.17 | 07.07.2016 04:35:00 | 1.29794 | \$ 2484.44 |
| 1702 | Buy | 06.07.2016 21:25:00 | 1.29628 | 0.17 | 07.07.2016 04:35:00 | 1.29799 | \$ 1968.48 |
| 2385 | Buy | 07.07.2016 01:40:00 | 112.318 | 2.16 | 07.07.2016 07:10:00 | 112.071 | \$ -55777.94 |
| 2384 | Buy | 07.07.2016 01:30:00 | 112.355 | 2.18 | 07.07.2016 07:10:00 | 112.071 | \$ -64361.36 |
| 1246 | Buy | 07.07.2016 02:00:00 | 101.127 | 0.36 | 07.07.2016 07:15:00 | 101.032 | \$ -3864.62 |
| 1708 | Sell | 07.07.2016 22:00:00 | 1.3018 | 0.17 | 07.07.2016 23:05:00 | 1.29981 | \$ 2493.5 |
| 1707 | Sell | 07.07.2016 21:40:00 | 1.30162 | 0.17 | 07.07.2016 23:05:00 | 1.29979 | \$ 2276.13 |
| 1706 | Sell | 07.07.2016 21:35:00 | 1.30135 | 0.17 | 07.07.2016 23:05:00 | 1.29962 | \$ 2140.28 |
| 2039 | Sell | 08.07.2016 00:40:00 | 1.2916 | 1.57 | 08.07.2016 01:30:00 | 1.29015 | \$ 23999.55 |
| 2388 | Sell | 07.07.2016 23:30:00 | 111.566 | 2.16 | 08.07.2016 01:40:00 | 111.414 | \$ 29940.54 |
| 2027 | Sell | 08.07.2016 02:30:00 | 0.74913 | 0.18 | 08.07.2016 07:10:00 | 0.74971 | \$ -1322.86 |
| 1250 | Sell | 11.07.2016 01:30:00 | 100.788 | 0.36 | 11.07.2016 03:06:00 | 100.761 | \$ 527.38 |
| 2389 | Sell | 11.07.2016 01:30:00 | 111.356 | 2.17 | 11.07.2016 03:07:00 | 111.313 | \$ 6914.53 |
| 1251 | Buy | 11.07.2016 22:05:00 | 102.739 | 0.35 | 11.07.2016 23:00:00 | 102.885 | \$ 4677.73 |
| 2390 | Buy | 11.07.2016 22:05:00 | 113.597 | 2.13 | 12.07.2016 00:02:00 | 113.644 | \$ 6626.32 |
| 1710 | Buy | 12.07.2016 00:10:00 | 1.31148 | 0.17 | 12.07.2016 02:30:00 | 1.31239 | \$ 1025.63 |
| 1709 | Buy | 12.07.2016 00:00:00 | 1.31171 | 0.17 | 12.07.2016 02:30:00 | 1.31232 | \$ 618.29 |
| 2040 | Buy | 12.07.2016 02:30:00 | 1.29768 | 1.57 | 12.07.2016 03:13:00 | 1.29795 | \$ 4466.85 |

| | | | | | | | |
|------|------|---------------------|---------|------|---------------------|---------|--------------|
| 1255 | Buy | 12.07.2016 02:25:00 | 102.647 | 0.35 | 12.07.2016 04:00:00 | 102.85 | \$ 6672.73 |
| 1254 | Buy | 12.07.2016 01:25:00 | 102.677 | 0.35 | 12.07.2016 04:00:00 | 102.846 | \$ 5482.73 |
| 1253 | Buy | 12.07.2016 01:20:00 | 102.735 | 0.35 | 12.07.2016 04:00:00 | 102.852 | \$ 3662.73 |
| 1252 | Buy | 12.07.2016 00:45:00 | 102.746 | 0.36 | 12.07.2016 04:00:00 | 102.861 | \$ 3695.38 |
| 2394 | Buy | 12.07.2016 02:25:00 | 113.491 | 2.08 | 12.07.2016 04:00:00 | 113.742 | \$ 49847.22 |
| 2393 | Buy | 12.07.2016 02:20:00 | 113.532 | 2.1 | 12.07.2016 04:00:00 | 113.755 | \$ 44445.79 |
| 2392 | Buy | 12.07.2016 01:25:00 | 113.554 | 2.12 | 12.07.2016 04:00:00 | 113.741 | \$ 37236.51 |
| 2391 | Buy | 12.07.2016 01:15:00 | 113.622 | 2.14 | 12.07.2016 04:00:00 | 113.757 | \$ 26458.66 |
| 487 | Sell | 13.07.2016 00:30:00 | 0.83529 | 0.21 | 13.07.2016 01:50:00 | 0.83461 | \$ 1686.39 |
| 2044 | Buy | 13.07.2016 00:40:00 | 1.32373 | 1.53 | 13.07.2016 01:50:00 | 1.32538 | \$ 26601.92 |
| 2043 | Buy | 13.07.2016 00:05:00 | 1.32422 | 1.55 | 13.07.2016 01:50:00 | 1.32536 | \$ 18619.76 |
| 2042 | Buy | 12.07.2016 23:55:00 | 1.32445 | 1.56 | 13.07.2016 01:50:00 | 1.3253 | \$ 13306.99 |
| 2041 | Buy | 12.07.2016 23:10:00 | 1.3248 | 1.57 | 13.07.2016 01:50:00 | 1.32521 | \$ 6112.99 |
| 1259 | Buy | 12.07.2016 23:35:00 | 104.696 | 0.35 | 13.07.2016 02:25:00 | 104.816 | \$ 3706.48 |
| 1258 | Buy | 12.07.2016 23:20:00 | 104.728 | 0.35 | 13.07.2016 02:25:00 | 104.815 | \$ 2551.48 |
| 1257 | Buy | 12.07.2016 22:05:00 | 104.776 | 0.35 | 13.07.2016 02:25:00 | 104.813 | \$ 801.48 |
| 1256 | Buy | 12.07.2016 22:00:00 | 104.795 | 0.35 | 13.07.2016 02:25:00 | 104.809 | \$ -3.52 |
| 2398 | Buy | 12.07.2016 22:10:00 | 115.911 | 2.07 | 13.07.2016 02:25:00 | 115.961 | \$ 7013.14 |
| 2397 | Buy | 12.07.2016 22:05:00 | 115.965 | 2.1 | 13.07.2016 02:25:00 | 115.953 | \$ -5906.48 |
| 2396 | Buy | 12.07.2016 22:00:00 | 115.989 | 2.12 | 13.07.2016 02:25:00 | 115.962 | \$ -9143.35 |
| 2395 | Buy | 12.07.2016 21:50:00 | 116.055 | 2.14 | 13.07.2016 02:25:00 | 115.955 | \$ -24853.06 |
| 1711 | Sell | 12.07.2016 22:00:00 | 1.3019 | 0.17 | 13.07.2016 08:05:00 | 1.30713 | \$ -7365.53 |
| 1712 | Sell | 12.07.2016 22:10:00 | 1.30245 | 0.17 | 13.07.2016 08:10:00 | 1.3072 | \$ -6713.44 |
| 1713 | Sell | 12.07.2016 22:25:00 | 1.30281 | 0.17 | 13.07.2016 08:25:00 | 1.30673 | \$ -5585.88 |
| 1714 | Sell | 12.07.2016 22:45:00 | 1.30305 | 0.16 | 13.07.2016 08:30:00 | 1.30636 | \$ -4477.35 |
| 2028 | Buy | 12.07.2016 23:00:00 | 0.76285 | 0.17 | 13.07.2016 09:05:00 | 0.75961 | \$ -6052.2 |
| 2029 | Buy | 12.07.2016 23:35:00 | 0.76262 | 0.17 | 13.07.2016 09:40:00 | 0.75922 | \$ -6338.84 |
| 2030 | Buy | 12.07.2016 23:40:00 | 0.76229 | 0.17 | 13.07.2016 09:45:00 | 0.75948 | \$ -5281.86 |
| 2031 | Buy | 13.07.2016 00:05:00 | 0.7618 | 0.17 | 13.07.2016 10:10:00 | 0.75922 | \$ -4832.02 |
| 1715 | Sell | 13.07.2016 23:00:00 | 1.29848 | 0.16 | 14.07.2016 00:08:00 | 1.29799 | \$ 286.29 |
| 1716 | Sell | 13.07.2016 23:05:00 | 1.29851 | 0.16 | 14.07.2016 00:08:00 | 1.29798 | \$ 337.43 |
| 489 | Buy | 14.07.2016 00:05:00 | 0.84325 | 0.21 | 14.07.2016 01:00:00 | 0.84486 | \$ 4342.83 |
| 488 | Buy | 14.07.2016 00:00:00 | 0.84359 | 0.21 | 14.07.2016 01:00:00 | 0.845 | \$ 3771.13 |
| 1219 | Sell | 13.07.2016 23:35:00 | 0.98535 | 0.8 | 14.07.2016 01:10:00 | 0.98413 | \$ 9874.86 |
| 1218 | Sell | 13.07.2016 23:30:00 | 0.9848 | 0.8 | 14.07.2016 01:10:00 | 0.98428 | \$ 3424.01 |
| 1217 | Sell | 13.07.2016 23:05:00 | 0.98452 | 0.81 | 14.07.2016 01:10:00 | 0.98412 | \$ 2347.13 |
| 1216 | Sell | 13.07.2016 23:00:00 | 0.98431 | 0.81 | 14.07.2016 01:10:00 | 0.98421 | \$ -452.08 |
| 1782 | Buy | 14.07.2016 00:00:00 | 1.10887 | 0.93 | 14.07.2016 01:10:00 | 1.10977 | \$ 8819.89 |
| 1781 | Buy | 13.07.2016 23:00:00 | 1.10942 | 0.94 | 14.07.2016 01:10:00 | 1.10981 | \$ 2204.98 |
| 1718 | Sell | 14.07.2016 01:30:00 | 1.29856 | 0.16 | 14.07.2016 02:10:00 | 1.29745 | \$ 1221.64 |
| 1717 | Sell | 14.07.2016 01:15:00 | 1.2983 | 0.16 | 14.07.2016 02:10:00 | 1.29741 | \$ 940.35 |
| 1261 | Buy | 14.07.2016 02:30:00 | 104.053 | 0.35 | 14.07.2016 02:55:00 | 104.085 | \$ 687.73 |
| 1260 | Buy | 14.07.2016 02:00:00 | 104.097 | 0.36 | 14.07.2016 03:23:00 | 104.126 | \$ 599.38 |
| 2399 | Buy | 14.07.2016 02:00:00 | 115.524 | 2.14 | 14.07.2016 03:24:00 | 115.579 | \$ 9297.66 |
| 2400 | Buy | 14.07.2016 02:30:00 | 115.494 | 2.12 | 14.07.2016 03:24:00 | 115.569 | \$ 13451.44 |
| 2401 | Buy | 14.07.2016 23:00:00 | 117.104 | 2.12 | 14.07.2016 23:59:00 | 117.123 | \$ 1545.63 |
| 2045 | Buy | 15.07.2016 01:00:00 | 1.33261 | 1.59 | 15.07.2016 02:05:00 | 1.33445 | \$ 30828.51 |
| 2405 | Buy | 15.07.2016 01:15:00 | 117.014 | 2.06 | 15.07.2016 03:45:00 | 117.281 | \$ 52591.76 |
| 2404 | Buy | 15.07.2016 01:10:00 | 117.028 | 2.08 | 15.07.2016 03:45:00 | 117.278 | \$ 49565.9 |
| 2403 | Buy | 15.07.2016 01:00:00 | 117.072 | 2.1 | 15.07.2016 03:45:00 | 117.276 | \$ 40381.4 |
| 2402 | Buy | 15.07.2016 00:00:00 | 117.096 | 2.12 | 15.07.2016 03:45:00 | 117.278 | \$ 36101.44 |
| 1719 | Sell | 15.07.2016 02:30:00 | 1.29056 | 0.16 | 15.07.2016 05:20:00 | 1.28952 | \$ 1132.14 |
| 1262 | Buy | 18.07.2016 00:00:00 | 105.309 | 0.35 | 18.07.2016 00:47:00 | 105.373 | \$ 1807.73 |
| 2047 | Sell | 18.07.2016 01:05:00 | 1.32423 | 1.57 | 18.07.2016 01:14:00 | 1.3238 | \$ 7117.11 |
| 2050 | Sell | 18.07.2016 01:25:00 | 1.32632 | 1.53 | 18.07.2016 01:41:00 | 1.32467 | \$ 26614.03 |
| 491 | Buy | 18.07.2016 01:25:00 | 0.83331 | 0.21 | 18.07.2016 01:51:00 | 0.83379 | \$ 1112.72 |
| 2049 | Sell | 18.07.2016 01:20:00 | 1.32486 | 1.56 | 18.07.2016 02:08:00 | 1.3245 | \$ 5920.55 |
| 2051 | Sell | 18.07.2016 01:50:00 | 1.32528 | 1.55 | 18.07.2016 02:08:00 | 1.32453 | \$ 12255.42 |
| 2409 | Sell | 18.07.2016 01:25:00 | 117.072 | 2.03 | 18.07.2016 02:13:00 | 116.754 | \$ 62177.42 |
| 1264 | Sell | 18.07.2016 01:25:00 | 105.901 | 0.35 | 18.07.2016 02:19:00 | 105.608 | \$ 9822.73 |

| | | | | | | | |
|------|------|---------------------|---------|------|---------------------|---------|---------------|
| 1720 | Buy | 18.07.2016 01:40:00 | 1.29351 | 0.16 | 18.07.2016 02:25:00 | 1.29539 | \$ 2204.88 |
| 490 | Buy | 18.07.2016 01:05:00 | 0.83437 | 0.21 | 18.07.2016 02:55:00 | 0.8373 | \$ 8116.04 |
| 1220 | Buy | 18.07.2016 00:00:00 | 0.98143 | 0.81 | 18.07.2016 02:55:00 | 0.98382 | \$ 22289.41 |
| 2048 | Sell | 18.07.2016 01:15:00 | 1.32423 | 1.57 | 18.07.2016 02:55:00 | 1.31977 | \$ 73819.29 |
| 2046 | Sell | 18.07.2016 01:00:00 | 1.32053 | 1.6 | 18.07.2016 02:55:00 | 1.31973 | \$ 13494.14 |
| 2408 | Sell | 18.07.2016 01:20:00 | 116.615 | 2.14 | 18.07.2016 02:55:00 | 116.47 | \$ 28534.31 |
| 2407 | Sell | 18.07.2016 01:15:00 | 116.604 | 2.16 | 18.07.2016 02:55:00 | 116.469 | \$ 26641.16 |
| 2406 | Sell | 18.07.2016 00:30:00 | 116.522 | 2.18 | 18.07.2016 02:55:00 | 116.464 | \$ 10103.56 |
| 1263 | Sell | 18.07.2016 01:15:00 | 105.495 | 0.35 | 18.07.2016 03:14:00 | 105.454 | \$ 1002.73 |
| 1783 | Sell | 18.07.2016 02:00:00 | 1.1059 | 0.94 | 18.07.2016 09:10:00 | 1.10596 | \$ -594.58 |
| 1723 | Buy | 18.07.2016 22:20:00 | 1.29332 | 0.16 | 18.07.2016 23:23:00 | 1.29353 | \$ 70.76 |
| 1724 | Buy | 18.07.2016 22:25:00 | 1.2931 | 0.16 | 18.07.2016 23:23:00 | 1.29359 | \$ 428.57 |
| 1722 | Buy | 18.07.2016 21:35:00 | 1.29431 | 0.16 | 19.07.2016 00:10:00 | 1.29508 | \$ 741.4 |
| 1721 | Buy | 18.07.2016 21:30:00 | 1.29556 | 0.16 | 19.07.2016 00:10:00 | 1.29504 | \$ -907.11 |
| 2052 | Buy | 18.07.2016 23:00:00 | 1.32506 | 1.63 | 19.07.2016 01:10:00 | 1.32595 | \$ 14591.15 |
| 2032 | Buy | 19.07.2016 00:30:00 | 0.7576 | 0.17 | 19.07.2016 06:45:00 | 0.7534 | \$ -7734.23 |
| 1265 | Buy | 19.07.2016 21:25:00 | 105.941 | 0.35 | 19.07.2016 23:00:00 | 106.145 | \$ 6707.73 |
| 1726 | Buy | 19.07.2016 22:15:00 | 1.30205 | 0.16 | 19.07.2016 23:30:00 | 1.30337 | \$ 1489.24 |
| 1725 | Buy | 19.07.2016 22:00:00 | 1.30233 | 0.16 | 19.07.2016 23:30:00 | 1.30341 | \$ 1182.55 |
| 2410 | Sell | 19.07.2016 23:00:00 | 116.955 | 2.21 | 20.07.2016 00:45:00 | 116.833 | \$ 23884.44 |
| 1727 | Buy | 20.07.2016 00:00:00 | 1.30199 | 0.16 | 20.07.2016 02:20:00 | 1.30249 | \$ 441.35 |
| 2033 | Sell | 19.07.2016 22:00:00 | 0.75082 | 0.17 | 20.07.2016 03:05:00 | 0.75026 | \$ 761.18 |
| 2056 | Sell | 20.07.2016 00:00:00 | 1.31096 | 1.59 | 20.07.2016 03:05:00 | 1.30994 | \$ 17097.51 |
| 2055 | Sell | 19.07.2016 23:55:00 | 1.31079 | 1.61 | 20.07.2016 03:05:00 | 1.30981 | \$ 16099.26 |
| 2054 | Sell | 19.07.2016 23:35:00 | 1.31037 | 1.62 | 20.07.2016 03:05:00 | 1.30995 | \$ 6635.28 |
| 2053 | Sell | 19.07.2016 23:30:00 | 1.30944 | 1.64 | 20.07.2016 03:05:00 | 1.30989 | \$ -8324.56 |
| 492 | Sell | 20.07.2016 22:00:00 | 0.83687 | 0.21 | 20.07.2016 22:10:00 | 0.83427 | \$ 7180.27 |
| 2058 | Buy | 20.07.2016 21:35:00 | 1.3149 | 1.63 | 20.07.2016 22:10:00 | 1.32043 | \$ 94983.97 |
| 2057 | Buy | 20.07.2016 21:30:00 | 1.31582 | 1.64 | 20.07.2016 22:10:00 | 1.32045 | \$ 80013.34 |
| 2061 | Sell | 22.07.2016 00:00:00 | 1.32316 | 1.66 | 22.07.2016 01:05:00 | 1.32131 | \$ 32375.4 |
| 2060 | Sell | 21.07.2016 23:45:00 | 1.32244 | 1.67 | 22.07.2016 01:05:00 | 1.32146 | \$ 16699.22 |
| 2059 | Sell | 21.07.2016 23:30:00 | 1.32208 | 1.69 | 22.07.2016 01:05:00 | 1.32145 | \$ 10663.44 |
| 2412 | Sell | 22.07.2016 00:40:00 | 116.775 | 2.2 | 22.07.2016 02:46:00 | 116.697 | \$ 14591.08 |
| 2413 | Sell | 22.07.2016 00:45:00 | 116.947 | 2.16 | 22.07.2016 02:46:00 | 116.713 | \$ 48017.82 |
| 2414 | Sell | 22.07.2016 00:50:00 | 117.031 | 2.12 | 22.07.2016 02:46:00 | 116.706 | \$ 66418.69 |
| 1266 | Sell | 22.07.2016 01:00:00 | 106.181 | 0.35 | 22.07.2016 02:47:00 | 105.853 | \$ 11047.73 |
| 1731 | Sell | 21.07.2016 22:00:00 | 1.30905 | 0.16 | 22.07.2016 02:50:00 | 1.30738 | \$ 1890.12 |
| 1730 | Sell | 21.07.2016 21:50:00 | 1.30842 | 0.16 | 22.07.2016 02:50:00 | 1.30747 | \$ 969.53 |
| 1729 | Sell | 21.07.2016 21:45:00 | 1.30799 | 0.16 | 22.07.2016 02:50:00 | 1.30737 | \$ 547.59 |
| 1728 | Sell | 21.07.2016 21:30:00 | 1.30792 | 0.16 | 22.07.2016 02:50:00 | 1.30727 | \$ 585.95 |
| 2411 | Sell | 21.07.2016 23:55:00 | 116.67 | 2.22 | 22.07.2016 04:05:00 | 116.499 | \$ 34876.89 |
| 2062 | Sell | 25.07.2016 00:05:00 | 1.31364 | 1.7 | 25.07.2016 01:09:00 | 1.31302 | \$ 11111.58 |
| 1732 | Buy | 25.07.2016 00:00:00 | 1.31239 | 0.16 | 25.07.2016 01:24:00 | 1.31394 | \$ 1783.16 |
| 496 | Buy | 25.07.2016 01:50:00 | 0.83482 | 0.21 | 25.07.2016 02:55:00 | 0.83542 | \$ 1455.73 |
| 495 | Buy | 25.07.2016 01:40:00 | 0.83498 | 0.22 | 25.07.2016 02:55:00 | 0.83537 | \$ 896.19 |
| 494 | Buy | 25.07.2016 01:30:00 | 0.83515 | 0.22 | 25.07.2016 02:55:00 | 0.83544 | \$ 596.73 |
| 493 | Buy | 25.07.2016 00:30:00 | 0.83539 | 0.22 | 25.07.2016 02:55:00 | 0.83543 | \$ -151.92 |
| 2066 | Sell | 25.07.2016 02:00:00 | 1.31414 | 1.66 | 25.07.2016 03:00:00 | 1.31226 | \$ 32900.41 |
| 2065 | Sell | 25.07.2016 01:50:00 | 1.31404 | 1.68 | 25.07.2016 03:00:00 | 1.31221 | \$ 32411.25 |
| 2064 | Sell | 25.07.2016 01:35:00 | 1.31361 | 1.69 | 25.07.2016 03:00:00 | 1.31218 | \$ 25477.58 |
| 2063 | Sell | 25.07.2016 01:25:00 | 1.31344 | 1.7 | 25.07.2016 03:00:00 | 1.31234 | \$ 19714.1 |
| 2415 | Sell | 25.07.2016 01:50:00 | 116.685 | 2.27 | 25.07.2016 06:35:00 | 116.675 | \$ -378.64 |
| 1734 | Buy | 25.07.2016 23:35:00 | 1.32128 | 0.16 | 26.07.2016 02:50:00 | 1.32222 | \$ 958.65 |
| 1733 | Buy | 25.07.2016 23:30:00 | 1.32133 | 0.16 | 26.07.2016 02:50:00 | 1.3223 | \$ 997.0 |
| 2069 | Buy | 26.07.2016 02:15:00 | 1.3096 | 1.7 | 26.07.2016 06:10:00 | 1.31178 | \$ 39051.98 |
| 2068 | Buy | 26.07.2016 02:10:00 | 1.30986 | 1.72 | 26.07.2016 06:10:00 | 1.31189 | \$ 36792.74 |
| 2067 | Buy | 26.07.2016 02:00:00 | 1.31039 | 1.73 | 26.07.2016 06:10:00 | 1.31191 | \$ 27709.41 |
| 1735 | Buy | 26.07.2016 22:30:00 | 1.31829 | 0.17 | 27.07.2016 06:05:00 | 1.31893 | \$ 611.23 |
| 2416 | Sell | 27.07.2016 02:30:00 | 115.168 | 2.3 | 27.07.2016 06:05:00 | 116.458 | \$ -299348.91 |
| 498 | Buy | 27.07.2016 21:55:00 | 0.83557 | 0.22 | 27.07.2016 22:45:00 | 0.83733 | \$ 4998.82 |

| | | | | | | | |
|------|------|---------------------|---------|------|---------------------|---------|--------------|
| 497 | Buy | 27.07.2016 21:35:00 | 0.83562 | 0.22 | 27.07.2016 22:45:00 | 0.83736 | \$ 4938.93 |
| 2035 | Sell | 27.07.2016 22:05:00 | 0.74981 | 0.17 | 27.07.2016 23:32:00 | 0.74874 | \$ 1707.57 |
| 1268 | Buy | 27.07.2016 22:45:00 | 105.252 | 0.36 | 28.07.2016 00:11:00 | 105.31 | \$ 1454.38 |
| 1269 | Buy | 27.07.2016 23:00:00 | 105.217 | 0.35 | 28.07.2016 00:11:00 | 105.313 | \$ 2743.98 |
| 1270 | Buy | 27.07.2016 23:20:00 | 105.188 | 0.35 | 28.07.2016 00:11:00 | 105.329 | \$ 4318.98 |
| 1736 | Buy | 27.07.2016 22:45:00 | 1.31763 | 0.16 | 28.07.2016 00:54:00 | 1.31806 | \$ 216.95 |
| 2417 | Buy | 28.07.2016 02:00:00 | 116.283 | 2.19 | 28.07.2016 02:30:00 | 116.343 | \$ 10593.56 |
| 1224 | Buy | 27.07.2016 23:10:00 | 0.98619 | 0.79 | 28.07.2016 04:10:00 | 0.98565 | \$ -4954.2 |
| 1223 | Buy | 27.07.2016 22:20:00 | 0.98642 | 0.8 | 28.07.2016 04:10:00 | 0.98558 | \$ -7781.2 |
| 1222 | Buy | 27.07.2016 22:05:00 | 0.98811 | 0.81 | 28.07.2016 04:10:00 | 0.98572 | \$ -22339.2 |
| 1221 | Buy | 27.07.2016 22:00:00 | 0.99001 | 0.81 | 28.07.2016 04:10:00 | 0.98565 | \$ -40718.32 |
| 2036 | Sell | 27.07.2016 23:50:00 | 0.74909 | 0.17 | 28.07.2016 04:35:00 | 0.75085 | \$ -3461.32 |
| 2034 | Sell | 27.07.2016 22:00:00 | 0.74825 | 0.17 | 28.07.2016 04:35:00 | 0.75094 | \$ -5127.96 |
| 1271 | Buy | 28.07.2016 02:00:00 | 105.156 | 0.36 | 28.07.2016 04:45:00 | 105.097 | \$ -2568.62 |
| 1267 | Buy | 27.07.2016 22:00:00 | 105.387 | 0.36 | 28.07.2016 04:45:00 | 105.096 | \$ -11109.62 |
| 1738 | Buy | 28.07.2016 01:30:00 | 1.31726 | 0.16 | 28.07.2016 04:50:00 | 1.31496 | \$ -3136.83 |
| 1737 | Buy | 28.07.2016 00:55:00 | 1.3178 | 0.16 | 28.07.2016 04:50:00 | 1.31508 | \$ -3673.56 |
| 2073 | Sell | 27.07.2016 21:50:00 | 1.31748 | 1.71 | 28.07.2016 07:30:00 | 1.32108 | \$ -66601.13 |
| 2072 | Sell | 27.07.2016 21:45:00 | 1.3169 | 1.73 | 28.07.2016 07:30:00 | 1.321 | \$ -76499.17 |
| 2071 | Sell | 27.07.2016 21:40:00 | 1.31669 | 1.74 | 28.07.2016 07:30:00 | 1.32115 | \$ -83545.06 |
| 2070 | Sell | 27.07.2016 21:35:00 | 1.31616 | 1.76 | 28.07.2016 07:30:00 | 1.32113 | \$ -93968.12 |
| 2421 | Sell | 28.07.2016 21:45:00 | 116.812 | 2.11 | 28.07.2016 22:46:00 | 116.794 | \$ 1333.18 |
| 1275 | Sell | 28.07.2016 21:45:00 | 105.488 | 0.35 | 28.07.2016 23:05:00 | 105.309 | \$ 5832.73 |
| 1274 | Sell | 28.07.2016 21:40:00 | 105.47 | 0.35 | 28.07.2016 23:05:00 | 105.318 | \$ 4887.73 |
| 1273 | Sell | 28.07.2016 21:30:00 | 105.431 | 0.36 | 28.07.2016 23:05:00 | 105.307 | \$ 4019.38 |
| 1272 | Sell | 28.07.2016 21:25:00 | 105.347 | 0.36 | 28.07.2016 23:05:00 | 105.319 | \$ 563.38 |
| 2420 | Sell | 28.07.2016 21:40:00 | 116.778 | 2.14 | 28.07.2016 23:26:00 | 116.754 | \$ 2636.82 |
| 2419 | Sell | 28.07.2016 21:30:00 | 116.729 | 2.16 | 28.07.2016 23:35:00 | 116.612 | \$ 22750.61 |
| 2418 | Sell | 28.07.2016 21:25:00 | 116.625 | 2.19 | 28.07.2016 23:35:00 | 116.611 | \$ 511.98 |
| 1742 | Buy | 28.07.2016 22:45:00 | 1.31581 | 0.16 | 29.07.2016 01:30:00 | 1.31586 | \$ -178.7 |
| 1741 | Buy | 28.07.2016 22:40:00 | 1.31601 | 0.16 | 29.07.2016 01:30:00 | 1.31586 | \$ -434.28 |
| 1740 | Buy | 28.07.2016 22:05:00 | 1.31621 | 0.16 | 29.07.2016 01:30:00 | 1.31595 | \$ -574.85 |
| 1739 | Buy | 28.07.2016 22:00:00 | 1.3164 | 0.16 | 29.07.2016 01:30:00 | 1.31584 | \$ -958.23 |
| 2077 | Sell | 28.07.2016 23:20:00 | 1.31652 | 1.64 | 29.07.2016 02:15:00 | 1.31553 | \$ 16572.14 |
| 2076 | Sell | 28.07.2016 23:10:00 | 1.31642 | 1.65 | 29.07.2016 02:15:00 | 1.31547 | \$ 15977.39 |
| 2075 | Sell | 28.07.2016 23:05:00 | 1.31629 | 1.67 | 29.07.2016 02:15:00 | 1.3156 | \$ 11593.59 |
| 2074 | Sell | 28.07.2016 23:00:00 | 1.31591 | 1.68 | 29.07.2016 02:15:00 | 1.3155 | \$ 6703.92 |
| 1276 | Sell | 01.08.2016 00:05:00 | 102.245 | 0.37 | 01.08.2016 00:45:00 | 102.134 | \$ 3650.03 |
| 1277 | Sell | 01.08.2016 00:10:00 | 102.263 | 0.37 | 01.08.2016 00:45:00 | 102.134 | \$ 4316.03 |
| 2078 | Buy | 01.08.2016 00:01:00 | 1.32215 | 1.69 | 01.08.2016 01:00:00 | 1.32392 | \$ 31520.82 |
| 1280 | Sell | 01.08.2016 01:25:00 | 102.456 | 0.37 | 01.08.2016 02:31:00 | 102.379 | \$ 2392.03 |
| 1281 | Sell | 01.08.2016 02:00:00 | 102.468 | 0.37 | 01.08.2016 02:31:00 | 102.378 | \$ 2873.03 |
| 2425 | Sell | 01.08.2016 01:15:00 | 114.369 | 2.16 | 01.08.2016 02:31:00 | 114.341 | \$ 3577.37 |
| 1225 | Sell | 01.08.2016 01:55:00 | 0.96949 | 0.82 | 01.08.2016 03:15:00 | 0.969 | \$ 4620.28 |
| 1746 | Sell | 01.08.2016 02:30:00 | 1.30557 | 0.17 | 01.08.2016 04:26:00 | 1.30546 | \$ -60.52 |
| 2079 | Buy | 01.08.2016 02:00:00 | 1.322 | 1.7 | 01.08.2016 05:00:00 | 1.32403 | \$ 36364.91 |
| 2080 | Buy | 01.08.2016 02:05:00 | 1.32068 | 1.68 | 01.08.2016 05:00:00 | 1.32405 | \$ 59659.11 |
| 2081 | Buy | 01.08.2016 02:10:00 | 1.32043 | 1.67 | 01.08.2016 05:00:00 | 1.32405 | \$ 63703.4 |
| 1745 | Sell | 01.08.2016 02:25:00 | 1.30543 | 0.17 | 01.08.2016 05:30:00 | 1.30329 | \$ 2697.28 |
| 1744 | Sell | 01.08.2016 02:20:00 | 1.3052 | 0.17 | 01.08.2016 05:30:00 | 1.30311 | \$ 2629.35 |
| 1743 | Sell | 01.08.2016 02:00:00 | 1.30504 | 0.17 | 01.08.2016 05:30:00 | 1.30322 | \$ 2262.55 |
| 2037 | Buy | 01.08.2016 02:30:00 | 0.7593 | 0.17 | 01.08.2016 05:30:00 | 0.76074 | \$ 2369.8 |
| 1787 | Buy | 01.08.2016 02:30:00 | 1.11676 | 0.94 | 01.08.2016 07:00:00 | 1.1178 | \$ 10301.46 |
| 1786 | Buy | 01.08.2016 02:15:00 | 1.11702 | 0.94 | 01.08.2016 07:00:00 | 1.11786 | \$ 8320.41 |
| 1785 | Buy | 01.08.2016 02:10:00 | 1.11709 | 0.95 | 01.08.2016 07:00:00 | 1.11777 | \$ 6807.23 |
| 1784 | Buy | 01.08.2016 02:00:00 | 1.11722 | 0.96 | 01.08.2016 07:00:00 | 1.11778 | \$ 5664.96 |
| 1279 | Sell | 01.08.2016 01:20:00 | 102.344 | 0.37 | 01.08.2016 07:05:00 | 102.421 | \$ -3305.97 |
| 1278 | Sell | 01.08.2016 01:15:00 | 102.313 | 0.37 | 01.08.2016 07:05:00 | 102.421 | \$ -4452.97 |
| 2424 | Sell | 01.08.2016 01:10:00 | 114.274 | 2.2 | 01.08.2016 07:45:00 | 114.402 | \$ -30674.07 |
| 2423 | Sell | 01.08.2016 01:05:00 | 114.26 | 2.22 | 01.08.2016 07:45:00 | 114.392 | \$ -31840.55 |

| | | | | | | | |
|------|------|---------------------|---------|------|---------------------|---------|--------------|
| 2422 | Sell | 01.08.2016 01:00:00 | 114.223 | 2.24 | 01.08.2016 07:45:00 | 114.398 | \$ -41758.77 |
| 2082 | Buy | 02.08.2016 23:30:00 | 1.33411 | 1.74 | 03.08.2016 00:04:00 | 1.33489 | \$ 13558.95 |
| 1285 | Sell | 03.08.2016 01:05:00 | 100.964 | 0.37 | 03.08.2016 06:45:00 | 101.012 | \$ -2232.97 |
| 1284 | Sell | 02.08.2016 22:35:00 | 100.934 | 0.37 | 03.08.2016 06:45:00 | 101.006 | \$ -3274.52 |
| 1283 | Sell | 02.08.2016 22:25:00 | 100.915 | 0.38 | 03.08.2016 06:45:00 | 101.009 | \$ -4199.02 |
| 1282 | Sell | 02.08.2016 22:00:00 | 100.903 | 0.38 | 03.08.2016 06:45:00 | 100.996 | \$ -4161.02 |
| 2429 | Sell | 03.08.2016 02:20:00 | 113.408 | 2.16 | 03.08.2016 06:45:00 | 113.274 | \$ 26494.41 |
| 2428 | Sell | 03.08.2016 01:55:00 | 113.366 | 2.19 | 03.08.2016 06:45:00 | 113.271 | \$ 18322.39 |
| 2427 | Sell | 03.08.2016 01:45:00 | 113.341 | 2.21 | 03.08.2016 06:45:00 | 113.275 | \$ 12081.21 |
| 2426 | Sell | 03.08.2016 01:05:00 | 113.3 | 2.23 | 03.08.2016 06:45:00 | 113.281 | \$ 1710.52 |
| 2085 | Buy | 03.08.2016 01:45:00 | 1.33391 | 1.71 | 03.08.2016 08:50:00 | 1.33301 | \$ -16217.21 |
| 2084 | Buy | 03.08.2016 01:40:00 | 1.33438 | 1.73 | 03.08.2016 08:50:00 | 1.33293 | \$ -26433.32 |
| 2083 | Buy | 03.08.2016 01:25:00 | 1.33459 | 1.74 | 03.08.2016 08:50:00 | 1.33289 | \$ -31169.93 |
| 1286 | Buy | 03.08.2016 21:30:00 | 101.111 | 0.37 | 03.08.2016 23:10:00 | 101.243 | \$ 4427.03 |
| 502 | Buy | 04.08.2016 22:50:00 | 0.84758 | 0.22 | 04.08.2016 23:50:00 | 0.84899 | \$ 3950.71 |
| 501 | Buy | 04.08.2016 22:20:00 | 0.84792 | 0.22 | 04.08.2016 23:50:00 | 0.84888 | \$ 2603.13 |
| 500 | Buy | 04.08.2016 22:10:00 | 0.84817 | 0.23 | 04.08.2016 23:50:00 | 0.84883 | \$ 1782.23 |
| 499 | Buy | 04.08.2016 22:05:00 | 0.84839 | 0.23 | 04.08.2016 23:50:00 | 0.84889 | \$ 1281.31 |
| 2089 | Sell | 04.08.2016 22:30:00 | 1.31247 | 1.68 | 04.08.2016 23:55:00 | 1.31079 | \$ 29754.59 |
| 2088 | Sell | 04.08.2016 22:20:00 | 1.3121 | 1.7 | 04.08.2016 23:55:00 | 1.31068 | \$ 25449.11 |
| 2087 | Sell | 04.08.2016 22:10:00 | 1.31184 | 1.71 | 04.08.2016 23:55:00 | 1.31065 | \$ 21452.52 |
| 2086 | Sell | 04.08.2016 22:05:00 | 1.31171 | 1.72 | 04.08.2016 23:55:00 | 1.31071 | \$ 18132.75 |
| 1747 | Sell | 05.08.2016 01:30:00 | 1.3028 | 0.17 | 05.08.2016 02:45:00 | 1.30191 | \$ 999.12 |
| 504 | Buy | 05.08.2016 02:30:00 | 0.8481 | 0.23 | 05.08.2016 08:20:00 | 0.84789 | \$ -941.52 |
| 503 | Buy | 05.08.2016 01:35:00 | 0.84838 | 0.23 | 05.08.2016 08:20:00 | 0.848 | \$ -1473.74 |
| 2091 | Sell | 05.08.2016 02:10:00 | 1.31208 | 1.73 | 05.08.2016 08:35:00 | 1.31304 | \$ -17508.65 |
| 2090 | Sell | 05.08.2016 01:15:00 | 1.31161 | 1.75 | 05.08.2016 08:35:00 | 1.31307 | \$ -26935.58 |
| 2430 | Buy | 08.08.2016 21:30:00 | 113.481 | 2.24 | 09.08.2016 00:00:00 | 113.572 | \$ 16827.51 |
| 1287 | Buy | 08.08.2016 21:30:00 | 102.372 | 0.37 | 09.08.2016 00:30:00 | 102.469 | \$ 3067.28 |
| 1750 | Sell | 10.08.2016 23:00:00 | 1.30631 | 0.17 | 11.08.2016 01:00:00 | 1.30488 | \$ 1581.2 |
| 1749 | Sell | 10.08.2016 22:05:00 | 1.30602 | 0.17 | 11.08.2016 01:00:00 | 1.30471 | \$ 1418.18 |
| 1748 | Sell | 10.08.2016 22:00:00 | 1.30584 | 0.17 | 11.08.2016 01:00:00 | 1.30481 | \$ 1037.78 |
| 2092 | Sell | 10.08.2016 23:30:00 | 1.30241 | 1.74 | 11.08.2016 01:09:00 | 1.30167 | \$ 11841.66 |
| 2432 | Sell | 11.08.2016 21:30:00 | 113.666 | 2.23 | 11.08.2016 23:00:00 | 113.481 | \$ 38720.14 |
| 2431 | Sell | 11.08.2016 21:25:00 | 113.652 | 2.24 | 11.08.2016 23:00:00 | 113.489 | \$ 33966.31 |
| 1753 | Sell | 11.08.2016 23:55:00 | 1.29938 | 0.17 | 12.08.2016 01:50:00 | 1.29768 | \$ 2049.02 |
| 1752 | Sell | 11.08.2016 23:35:00 | 1.29874 | 0.17 | 12.08.2016 01:50:00 | 1.29773 | \$ 1111.63 |
| 1751 | Sell | 11.08.2016 23:30:00 | 1.29855 | 0.17 | 12.08.2016 01:50:00 | 1.29767 | \$ 935.02 |
| 1288 | Sell | 15.08.2016 02:30:00 | 101.34 | 0.38 | 15.08.2016 06:45:00 | 101.287 | \$ 1544.68 |
| 2433 | Sell | 15.08.2016 02:30:00 | 113.093 | 2.28 | 15.08.2016 07:00:00 | 112.992 | \$ 20449.18 |
| 1754 | Sell | 17.08.2016 00:00:00 | 1.28621 | 0.17 | 17.08.2016 01:40:00 | 1.28507 | \$ 1338.76 |
| 2093 | Buy | 17.08.2016 02:30:00 | 1.30298 | 1.74 | 17.08.2016 03:55:00 | 1.30421 | \$ 22552.35 |
| 2094 | Sell | 17.08.2016 21:30:00 | 1.3074 | 1.74 | 17.08.2016 21:37:00 | 1.30683 | \$ 10455.85 |
| 1289 | Buy | 17.08.2016 21:30:00 | 100.125 | 0.38 | 17.08.2016 21:59:00 | 100.171 | \$ 1278.68 |
| 1755 | Buy | 17.08.2016 21:30:00 | 1.28353 | 0.17 | 17.08.2016 21:59:00 | 1.28464 | \$ 1297.19 |
| 2095 | Sell | 17.08.2016 21:40:00 | 1.30663 | 1.75 | 17.08.2016 22:36:00 | 1.30442 | \$ 40772.35 |
| 2038 | Sell | 17.08.2016 21:30:00 | 0.76628 | 0.18 | 17.08.2016 23:13:00 | 0.76503 | \$ 2149.57 |
| 1788 | Sell | 17.08.2016 21:30:00 | 1.13028 | 0.98 | 17.08.2016 23:14:00 | 1.12869 | \$ 16427.01 |
| 1226 | Buy | 17.08.2016 21:30:00 | 0.9608 | 0.84 | 17.08.2016 23:35:00 | 0.962 | \$ 11601.64 |
| 505 | Buy | 17.08.2016 21:30:00 | 0.86465 | 0.23 | 18.08.2016 02:00:00 | 0.8659 | \$ 3263.06 |
| 2039 | Sell | 17.08.2016 23:30:00 | 0.76542 | 0.18 | 18.08.2016 03:55:00 | 0.76508 | \$ 319.84 |
| 1756 | Sell | 19.08.2016 00:00:00 | 1.27807 | 0.18 | 19.08.2016 07:30:00 | 1.28002 | \$ -3027.26 |
| 2434 | Sell | 22.08.2016 00:30:00 | 113.959 | 2.27 | 22.08.2016 02:05:00 | 113.523 | \$ 96385.11 |
| 1290 | Sell | 22.08.2016 00:30:00 | 100.728 | 0.38 | 22.08.2016 02:22:00 | 100.441 | \$ 10436.68 |
| 1757 | Buy | 23.08.2016 01:00:00 | 1.29373 | 0.17 | 23.08.2016 05:25:00 | 1.29362 | \$ -359.32 |
| 1758 | Sell | 23.08.2016 21:25:00 | 1.29165 | 0.17 | 24.08.2016 06:35:00 | 1.2925 | \$ -1415.21 |
| 2097 | Buy | 24.08.2016 22:30:00 | 1.32256 | 1.74 | 24.08.2016 23:35:00 | 1.32344 | \$ 16135.02 |
| 2096 | Buy | 24.08.2016 22:00:00 | 1.32285 | 1.76 | 24.08.2016 23:35:00 | 1.32343 | \$ 10756.68 |
| 506 | Sell | 24.08.2016 21:30:00 | 0.85137 | 0.23 | 25.08.2016 02:30:00 | 0.85107 | \$ 552.8 |
| 2098 | Sell | 25.08.2016 23:00:00 | 1.31899 | 1.76 | 26.08.2016 09:05:00 | 1.32108 | \$ -39362.96 |

| | | | | | | | |
|------|------|---------------------|---------|------|---------------------|---------|-------------|
| 1790 | Sell | 29.08.2016 02:30:00 | 1.11984 | 0.97 | 29.08.2016 03:10:00 | 1.11919 | \$ 6646.93 |
| 1789 | Sell | 29.08.2016 01:30:00 | 1.11974 | 0.98 | 29.08.2016 03:10:00 | 1.11908 | \$ 6818.76 |
| 2099 | Sell | 29.08.2016 02:30:00 | 1.31364 | 1.75 | 29.08.2016 03:10:00 | 1.31137 | \$ 41879.29 |
| 2100 | Sell | 29.08.2016 21:25:00 | 1.3116 | 1.76 | 29.08.2016 22:35:00 | 1.31016 | \$ 26718.41 |
| 1791 | Sell | 29.08.2016 21:25:00 | 1.11914 | 0.98 | 30.08.2016 00:55:00 | 1.1186 | \$ 5498.45 |
| 1292 | Buy | 29.08.2016 21:40:00 | 101.916 | 0.37 | 30.08.2016 01:20:00 | 101.964 | \$ 1254.28 |
| 1291 | Buy | 29.08.2016 21:25:00 | 101.93 | 0.38 | 30.08.2016 01:20:00 | 101.966 | \$ 832.18 |
| 2435 | Buy | 31.08.2016 00:00:00 | 114.725 | 2.28 | 31.08.2016 01:55:00 | 114.79 | \$ 12204.22 |
| 1294 | Buy | 31.08.2016 01:35:00 | 102.922 | 0.37 | 31.08.2016 03:40:00 | 103.055 | \$ 4464.03 |
| 1293 | Buy | 31.08.2016 00:00:00 | 102.947 | 0.37 | 31.08.2016 03:40:00 | 103.056 | \$ 3576.03 |
| 1760 | Buy | 01.09.2016 00:20:00 | 1.31 | 0.17 | 01.09.2016 02:40:00 | 1.31095 | \$ 1079.94 |
| 1759 | Buy | 01.09.2016 00:00:00 | 1.3105 | 0.17 | 01.09.2016 02:40:00 | 1.31092 | \$ 360.31 |
| 508 | Sell | 01.09.2016 21:50:00 | 0.8442 | 0.22 | 01.09.2016 23:55:00 | 0.84369 | \$ 1257.1 |
| 507 | Sell | 01.09.2016 21:35:00 | 0.84391 | 0.22 | 01.09.2016 23:55:00 | 0.84385 | \$ -91.85 |
| 2101 | Buy | 01.09.2016 22:35:00 | 1.32652 | 1.77 | 02.09.2016 00:15:00 | 1.32704 | \$ 8943.37 |
| 1295 | Buy | 05.09.2016 00:00:00 | 104.067 | 0.37 | 05.09.2016 00:05:00 | 104.069 | \$ -382.97 |
| 2436 | Buy | 05.09.2016 00:00:00 | 116.141 | 2.26 | 05.09.2016 01:50:00 | 116.127 | \$ -5788.61 |
| 1762 | Sell | 05.09.2016 01:50:00 | 1.29908 | 0.17 | 05.09.2016 03:05:00 | 1.29859 | \$ 455.71 |
| 1761 | Sell | 05.09.2016 01:30:00 | 1.29899 | 0.17 | 05.09.2016 03:05:00 | 1.29861 | \$ 306.27 |
| 1297 | Sell | 07.09.2016 01:30:00 | 102.121 | 0.38 | 07.09.2016 02:25:00 | 102.024 | \$ 3216.68 |
| 1296 | Sell | 07.09.2016 01:00:00 | 102.095 | 0.38 | 07.09.2016 02:25:00 | 102.023 | \$ 2266.68 |
| 1227 | Sell | 07.09.2016 01:30:00 | 0.9705 | 0.83 | 07.09.2016 02:40:00 | 0.96978 | \$ 6875.67 |
| 1764 | Sell | 07.09.2016 01:30:00 | 1.28526 | 0.17 | 07.09.2016 02:45:00 | 1.2846 | \$ 686.66 |
| 1763 | Sell | 06.09.2016 23:00:00 | 1.28474 | 0.17 | 07.09.2016 02:45:00 | 1.28462 | \$ -97.45 |
| 1794 | Buy | 07.09.2016 02:00:00 | 1.12436 | 0.96 | 07.09.2016 02:45:00 | 1.12529 | \$ 9407.88 |
| 1793 | Buy | 07.09.2016 01:30:00 | 1.12466 | 0.97 | 07.09.2016 02:45:00 | 1.12513 | \$ 4804.04 |
| 1792 | Buy | 07.09.2016 01:00:00 | 1.12487 | 0.98 | 07.09.2016 02:45:00 | 1.12516 | \$ 2994.76 |
| 2104 | Buy | 07.09.2016 02:25:00 | 1.34211 | 1.75 | 07.09.2016 06:05:00 | 1.34227 | \$ 2950.5 |
| 2103 | Buy | 07.09.2016 01:55:00 | 1.34237 | 1.76 | 07.09.2016 06:05:00 | 1.3422 | \$ -3152.82 |
| 2102 | Buy | 07.09.2016 01:00:00 | 1.34272 | 1.77 | 07.09.2016 06:05:00 | 1.34223 | \$ -9139.17 |
| 1767 | Buy | 08.09.2016 01:45:00 | 1.28783 | 0.17 | 08.09.2016 03:05:00 | 1.28853 | \$ 740.49 |
| 1766 | Buy | 08.09.2016 00:05:00 | 1.2881 | 0.17 | 08.09.2016 03:05:00 | 1.28842 | \$ 224.53 |
| 1765 | Buy | 08.09.2016 00:00:00 | 1.2883 | 0.17 | 08.09.2016 03:05:00 | 1.28855 | \$ 129.48 |
| 1301 | Buy | 09.09.2016 02:05:00 | 102.378 | 0.37 | 09.09.2016 07:00:00 | 102.207 | \$ -6783.97 |
| 1300 | Buy | 09.09.2016 00:50:00 | 102.387 | 0.37 | 09.09.2016 07:00:00 | 102.214 | \$ -6857.97 |
| 1299 | Buy | 09.09.2016 00:40:00 | 102.402 | 0.38 | 09.09.2016 07:00:00 | 102.199 | \$ -8183.32 |
| 1298 | Buy | 09.09.2016 00:30:00 | 102.416 | 0.38 | 09.09.2016 07:00:00 | 102.208 | \$ -8373.32 |
| 2437 | Buy | 12.09.2016 02:00:00 | 115.029 | 2.28 | 12.09.2016 02:49:00 | 115.125 | \$ 19265.48 |
| 1305 | Buy | 12.09.2016 00:55:00 | 102.556 | 0.36 | 12.09.2016 09:45:00 | 102.584 | \$ 563.38 |
| 1304 | Buy | 12.09.2016 00:40:00 | 102.578 | 0.37 | 12.09.2016 09:45:00 | 102.592 | \$ 61.03 |
| 1303 | Buy | 12.09.2016 00:35:00 | 102.59 | 0.37 | 12.09.2016 09:45:00 | 102.592 | \$ -382.97 |
| 1302 | Buy | 12.09.2016 00:30:00 | 102.601 | 0.37 | 12.09.2016 09:45:00 | 102.593 | \$ -752.97 |
| 1768 | Buy | 12.09.2016 21:25:00 | 1.30386 | 0.17 | 12.09.2016 23:32:00 | 1.30411 | \$ 129.49 |
| 1769 | Buy | 12.09.2016 21:40:00 | 1.30369 | 0.17 | 12.09.2016 23:32:00 | 1.30416 | \$ 428.2 |
| 2040 | Sell | 12.09.2016 21:25:00 | 0.75642 | 0.18 | 13.09.2016 01:05:00 | 0.7564 | \$ -218.69 |
| 1307 | Sell | 13.09.2016 01:05:00 | 101.98 | 0.37 | 13.09.2016 02:50:00 | 101.795 | \$ 6388.03 |
| 1306 | Sell | 13.09.2016 01:00:00 | 101.937 | 0.37 | 13.09.2016 02:50:00 | 101.781 | \$ 5315.03 |
| 2439 | Sell | 13.09.2016 01:05:00 | 114.573 | 2.27 | 13.09.2016 02:50:00 | 114.432 | \$ 29406.33 |
| 2438 | Sell | 13.09.2016 01:00:00 | 114.515 | 2.29 | 13.09.2016 02:50:00 | 114.419 | \$ 19361.77 |
| 509 | Buy | 13.09.2016 21:25:00 | 0.85005 | 0.22 | 14.09.2016 00:00:00 | 0.85022 | \$ 120.59 |
| 1772 | Buy | 13.09.2016 22:55:00 | 1.31626 | 0.17 | 14.09.2016 00:00:00 | 1.31746 | \$ 1371.59 |
| 1771 | Buy | 13.09.2016 22:40:00 | 1.31655 | 0.17 | 14.09.2016 00:00:00 | 1.31746 | \$ 977.84 |
| 1770 | Buy | 13.09.2016 22:30:00 | 1.31677 | 0.17 | 14.09.2016 00:00:00 | 1.31759 | \$ 855.64 |
| 2106 | Sell | 13.09.2016 22:55:00 | 1.31976 | 1.76 | 14.09.2016 00:35:00 | 1.3186 | \$ 20938.99 |
| 2105 | Sell | 13.09.2016 22:50:00 | 1.31935 | 1.77 | 14.09.2016 00:35:00 | 1.31863 | \$ 12847.61 |
| 1795 | Buy | 13.09.2016 21:30:00 | 1.12083 | 0.98 | 14.09.2016 02:45:00 | 1.12176 | \$ 9027.67 |
| 1309 | Buy | 14.09.2016 01:35:00 | 102.488 | 0.37 | 14.09.2016 03:10:00 | 102.606 | \$ 3909.03 |
| 1308 | Buy | 14.09.2016 01:30:00 | 102.513 | 0.37 | 14.09.2016 03:10:00 | 102.609 | \$ 3095.03 |
| 2441 | Buy | 14.09.2016 01:50:00 | 114.943 | 2.28 | 14.09.2016 03:10:00 | 115.1 | \$ 33175.23 |
| 2440 | Buy | 14.09.2016 01:30:00 | 114.963 | 2.3 | 14.09.2016 03:10:00 | 115.098 | \$ 28405.76 |

| | | | | | | | |
|------|------|---------------------|---------|------|---------------------|---------|--------------|
| 1773 | Buy | 14.09.2016 01:00:00 | 1.316 | 0.17 | 14.09.2016 08:50:00 | 1.31537 | \$ -1065.37 |
| 513 | Buy | 15.09.2016 01:30:00 | 0.84821 | 0.22 | 15.09.2016 04:20:00 | 0.84866 | \$ 1075.87 |
| 512 | Buy | 14.09.2016 21:50:00 | 0.84978 | 0.22 | 15.09.2016 04:20:00 | 0.84858 | \$ -4215.62 |
| 511 | Buy | 14.09.2016 21:45:00 | 0.85003 | 0.22 | 15.09.2016 04:20:00 | 0.84862 | \$ -4844.49 |
| 510 | Buy | 14.09.2016 21:25:00 | 0.85031 | 0.22 | 15.09.2016 04:20:00 | 0.84857 | \$ -5832.71 |
| 2442 | Buy | 15.09.2016 21:25:00 | 114.78 | 2.32 | 15.09.2016 22:15:00 | 114.941 | \$ 34688.92 |
| 1310 | Buy | 15.09.2016 21:25:00 | 102.024 | 0.38 | 15.09.2016 23:01:00 | 102.14 | \$ 3938.68 |
| 515 | Buy | 15.09.2016 22:40:00 | 0.84908 | 0.22 | 16.09.2016 02:00:00 | 0.84921 | \$ 0.8 |
| 514 | Buy | 15.09.2016 22:00:00 | 0.84936 | 0.22 | 16.09.2016 02:00:00 | 0.84927 | \$ -658.01 |
| 1774 | Sell | 15.09.2016 22:55:00 | 1.31615 | 0.17 | 16.09.2016 02:56:00 | 1.31592 | \$ 51.99 |
| 2109 | Sell | 15.09.2016 22:45:00 | 1.32436 | 1.75 | 16.09.2016 03:10:00 | 1.32337 | \$ 17683.69 |
| 2108 | Sell | 15.09.2016 22:40:00 | 1.32422 | 1.77 | 16.09.2016 03:10:00 | 1.32346 | \$ 13594.02 |
| 2107 | Sell | 15.09.2016 22:00:00 | 1.32389 | 1.78 | 16.09.2016 03:10:00 | 1.32353 | \$ 6164.69 |
| 1311 | Buy | 19.09.2016 00:30:00 | 102.192 | 0.38 | 19.09.2016 02:10:00 | 102.303 | \$ 3748.68 |
| 1228 | Buy | 19.09.2016 00:00:00 | 0.97934 | 0.83 | 19.09.2016 03:15:00 | 0.97998 | \$ 6110.01 |
| 2443 | Sell | 19.09.2016 02:30:00 | 114.189 | 2.34 | 19.09.2016 03:40:00 | 114.045 | \$ 31023.95 |
| 2113 | Sell | 19.09.2016 01:25:00 | 1.30091 | 1.75 | 19.09.2016 07:30:00 | 1.30325 | \$ -43170.72 |
| 2112 | Sell | 19.09.2016 01:20:00 | 1.30074 | 1.76 | 19.09.2016 07:30:00 | 1.30334 | \$ -48241.57 |
| 2111 | Sell | 19.09.2016 01:15:00 | 1.30053 | 1.78 | 19.09.2016 07:30:00 | 1.30317 | \$ -49540.37 |
| 2110 | Sell | 19.09.2016 01:10:00 | 1.30049 | 1.79 | 19.09.2016 07:30:00 | 1.30317 | \$ -50573.52 |
| 2042 | Buy | 19.09.2016 23:10:00 | 0.75334 | 0.18 | 20.09.2016 00:45:00 | 0.75366 | \$ 344.67 |
| 2041 | Buy | 19.09.2016 23:00:00 | 0.75358 | 0.18 | 20.09.2016 00:45:00 | 0.75375 | \$ 60.14 |
| 1778 | Buy | 20.09.2016 22:30:00 | 1.31988 | 0.17 | 20.09.2016 23:30:00 | 1.32012 | \$ 115.9 |
| 2114 | Sell | 20.09.2016 23:05:00 | 1.29872 | 1.74 | 21.09.2016 02:55:00 | 1.29822 | \$ 8594.27 |
| 518 | Buy | 20.09.2016 22:15:00 | 0.85929 | 0.22 | 21.09.2016 03:00:00 | 0.85896 | \$ -1376.72 |
| 517 | Buy | 20.09.2016 22:05:00 | 0.85941 | 0.22 | 21.09.2016 03:00:00 | 0.85902 | \$ -1556.41 |
| 516 | Buy | 20.09.2016 22:00:00 | 0.85956 | 0.22 | 21.09.2016 03:00:00 | 0.85908 | \$ -1825.92 |
| 1779 | Buy | 21.09.2016 00:00:00 | 1.31892 | 0.17 | 21.09.2016 07:15:00 | 1.3181 | \$ -1323.35 |
| 1777 | Buy | 20.09.2016 21:40:00 | 1.3204 | 0.17 | 21.09.2016 07:15:00 | 1.31798 | \$ -3543.61 |
| 1776 | Buy | 20.09.2016 21:35:00 | 1.32066 | 0.17 | 21.09.2016 07:15:00 | 1.31802 | \$ -3842.31 |
| 1775 | Buy | 20.09.2016 21:30:00 | 1.32145 | 0.17 | 21.09.2016 07:15:00 | 1.31806 | \$ -4860.66 |
| 2444 | Sell | 21.09.2016 23:10:00 | 112.451 | 2.39 | 21.09.2016 23:40:00 | 112.278 | \$ 38659.21 |
| 2118 | Sell | 21.09.2016 22:45:00 | 1.3037 | 1.69 | 22.09.2016 02:20:00 | 1.30274 | \$ 15421.02 |
| 2117 | Sell | 21.09.2016 22:35:00 | 1.30299 | 1.71 | 22.09.2016 02:20:00 | 1.30274 | \$ 2804.11 |
| 2116 | Sell | 21.09.2016 22:25:00 | 1.30256 | 1.73 | 22.09.2016 02:20:00 | 1.30291 | \$ -8106.0 |
| 2115 | Sell | 21.09.2016 22:20:00 | 1.30167 | 1.74 | 22.09.2016 02:20:00 | 1.30293 | \$ -24845.53 |
| 1796 | Sell | 21.09.2016 22:45:00 | 1.1191 | 1.01 | 22.09.2016 04:55:00 | 1.11888 | \$ 2093.47 |
| 519 | Buy | 21.09.2016 23:00:00 | 0.85782 | 0.23 | 22.09.2016 07:35:00 | 0.85801 | \$ -55.52 |
| 1231 | Sell | 22.09.2016 22:00:00 | 0.96981 | 0.83 | 22.09.2016 23:25:00 | 0.96942 | \$ 3720.52 |
| 1230 | Sell | 22.09.2016 21:35:00 | 0.96958 | 0.83 | 22.09.2016 23:25:00 | 0.9695 | \$ 756.59 |
| 1229 | Sell | 22.09.2016 21:25:00 | 0.9691 | 0.84 | 22.09.2016 23:25:00 | 0.96935 | \$ -2427.47 |
| 1780 | Sell | 22.09.2016 21:25:00 | 1.30731 | 0.17 | 22.09.2016 23:50:00 | 1.30478 | \$ 3227.1 |
| 2044 | Buy | 22.09.2016 21:35:00 | 0.76276 | 0.18 | 23.09.2016 00:40:00 | 0.76446 | \$ 2962.36 |
| 2043 | Buy | 22.09.2016 21:30:00 | 0.76302 | 0.18 | 23.09.2016 00:40:00 | 0.76454 | \$ 2620.92 |
| 2448 | Buy | 22.09.2016 23:05:00 | 112.926 | 2.33 | 23.09.2016 00:40:00 | 112.98 | \$ 8895.38 |
| 2447 | Buy | 22.09.2016 22:45:00 | 112.945 | 2.35 | 23.09.2016 00:40:00 | 112.969 | \$ 1921.45 |
| 2446 | Buy | 22.09.2016 22:05:00 | 112.975 | 2.37 | 23.09.2016 00:40:00 | 112.972 | \$ -4461.93 |
| 2445 | Buy | 22.09.2016 22:00:00 | 113.015 | 2.39 | 23.09.2016 00:40:00 | 112.987 | \$ -10475.75 |
| 1800 | Buy | 22.09.2016 21:45:00 | 1.12033 | 0.97 | 23.09.2016 01:30:00 | 1.1209 | \$ 5255.86 |
| 1799 | Buy | 22.09.2016 21:35:00 | 1.12044 | 0.98 | 23.09.2016 01:30:00 | 1.12102 | \$ 5413.3 |
| 1798 | Buy | 22.09.2016 21:30:00 | 1.12066 | 0.99 | 23.09.2016 01:30:00 | 1.12104 | \$ 3382.13 |
| 1797 | Buy | 22.09.2016 21:25:00 | 1.12071 | 1.0 | 23.09.2016 01:30:00 | 1.12091 | \$ 1519.54 |
| 2120 | Buy | 22.09.2016 21:35:00 | 1.30696 | 1.73 | 23.09.2016 02:25:00 | 1.30827 | \$ 23142.87 |
| 2119 | Buy | 22.09.2016 21:30:00 | 1.30716 | 1.74 | 23.09.2016 02:25:00 | 1.30827 | \$ 19609.59 |
| 1781 | Buy | 26.09.2016 00:05:00 | 1.31574 | 0.17 | 26.09.2016 01:05:00 | 1.31723 | \$ 1813.15 |
| 1782 | Buy | 26.09.2016 02:30:00 | 1.31596 | 0.17 | 26.09.2016 04:05:00 | 1.31607 | \$ -60.6 |
| 2449 | Buy | 26.09.2016 00:02:00 | 113.413 | 2.38 | 26.09.2016 05:45:00 | 113.369 | \$ -13171.28 |
| 521 | Buy | 26.09.2016 00:05:00 | 0.86551 | 0.22 | 26.09.2016 06:15:00 | 0.86554 | \$ -181.88 |
| 520 | Buy | 26.09.2016 00:00:00 | 0.86593 | 0.22 | 26.09.2016 06:15:00 | 0.8657 | \$ -960.47 |
| 2121 | Sell | 26.09.2016 02:30:00 | 1.29793 | 1.75 | 26.09.2016 06:15:00 | 1.29738 | \$ 10146.97 |

| | | | | | | | |
|------|------|---------------------|---------|------|---------------------|---------|---------------|
| 1785 | Buy | 28.09.2016 00:00:00 | 1.31941 | 0.17 | 28.09.2016 02:25:00 | 1.32036 | \$ 1079.94 |
| 1784 | Buy | 27.09.2016 23:00:00 | 1.32037 | 0.17 | 28.09.2016 02:25:00 | 1.32036 | \$ -271.33 |
| 1783 | Buy | 27.09.2016 21:45:00 | 1.32127 | 0.17 | 28.09.2016 02:25:00 | 1.32018 | \$ -1737.74 |
| 1788 | Buy | 28.09.2016 21:35:00 | 1.31101 | 0.17 | 28.09.2016 21:45:00 | 1.31155 | \$ 523.24 |
| 1790 | Buy | 28.09.2016 21:55:00 | 1.30999 | 0.17 | 28.09.2016 22:37:00 | 1.31158 | \$ 1948.93 |
| 2124 | Sell | 28.09.2016 21:55:00 | 1.30277 | 1.72 | 28.09.2016 23:41:00 | 1.30228 | \$ 8885.05 |
| 2123 | Sell | 28.09.2016 21:50:00 | 1.30226 | 1.74 | 29.09.2016 04:35:00 | 1.30299 | \$ -15123.43 |
| 2122 | Sell | 28.09.2016 21:30:00 | 1.3021 | 1.75 | 29.09.2016 04:35:00 | 1.30308 | \$ -19822.61 |
| 1791 | Buy | 28.09.2016 23:10:00 | 1.3098 | 0.17 | 29.09.2016 05:10:00 | 1.30661 | \$ -4684.69 |
| 1789 | Buy | 28.09.2016 21:50:00 | 1.31188 | 0.17 | 29.09.2016 05:10:00 | 1.30672 | \$ -7359.54 |
| 1787 | Buy | 28.09.2016 21:30:00 | 1.31317 | 0.17 | 29.09.2016 05:10:00 | 1.30658 | \$ -9301.17 |
| 1786 | Buy | 28.09.2016 21:25:00 | 1.31407 | 0.17 | 29.09.2016 05:10:00 | 1.30659 | \$ -10509.61 |
| 2045 | Sell | 28.09.2016 21:30:00 | 0.76872 | 0.18 | 29.09.2016 07:30:00 | 0.76895 | \$ -761.74 |
| 2450 | Sell | 30.09.2016 02:00:00 | 113.571 | 2.37 | 30.09.2016 03:20:00 | 113.42 | \$ 33095.39 |
| 2125 | Buy | 03.10.2016 00:30:00 | 1.2929 | 1.75 | 03.10.2016 01:59:00 | 1.29338 | \$ 8851.5 |
| 1792 | Sell | 03.10.2016 02:30:00 | 1.31345 | 0.17 | 03.10.2016 03:20:00 | 1.31147 | \$ 2479.91 |
| 2127 | Buy | 03.10.2016 02:05:00 | 1.29244 | 1.73 | 03.10.2016 06:10:00 | 1.29369 | \$ 22787.35 |
| 2126 | Buy | 03.10.2016 02:00:00 | 1.2934 | 1.75 | 03.10.2016 06:10:00 | 1.29372 | \$ 5901.01 |
| 2128 | Sell | 03.10.2016 21:25:00 | 1.28692 | 1.76 | 03.10.2016 23:00:00 | 1.2848 | \$ 39335.43 |
| 522 | Buy | 03.10.2016 21:25:00 | 0.87169 | 0.22 | 03.10.2016 23:45:00 | 0.87296 | \$ 3531.46 |
| 2451 | Sell | 04.10.2016 02:30:00 | 114.139 | 2.37 | 04.10.2016 08:15:00 | 114.305 | \$ -42046.93 |
| 1312 | Buy | 06.10.2016 00:00:00 | 103.495 | 0.37 | 06.10.2016 03:15:00 | 103.565 | \$ 2133.03 |
| 2452 | Buy | 06.10.2016 00:00:00 | 115.965 | 2.32 | 06.10.2016 08:05:00 | 115.944 | \$ -7562.39 |
| 1313 | Buy | 07.10.2016 00:00:00 | 103.944 | 0.37 | 07.10.2016 08:30:00 | 103.858 | \$ -3638.97 |
| 1314 | Sell | 10.10.2016 00:30:00 | 103.183 | 0.37 | 10.10.2016 01:41:00 | 103.149 | \$ 801.03 |
| 1793 | Buy | 10.10.2016 01:20:00 | 1.32509 | 0.16 | 10.10.2016 05:00:00 | 1.32564 | \$ 505.25 |
| 2453 | Buy | 10.10.2016 22:30:00 | 115.419 | 2.33 | 11.10.2016 00:35:00 | 115.436 | \$ 216.48 |
| 1794 | Sell | 10.10.2016 23:30:00 | 1.31777 | 0.16 | 11.10.2016 00:50:00 | 1.31673 | \$ 1084.6 |
| 1315 | Buy | 10.10.2016 23:30:00 | 103.612 | 0.37 | 11.10.2016 00:55:00 | 103.633 | \$ 255.28 |
| 1316 | Sell | 12.10.2016 01:00:00 | 103.56 | 0.37 | 12.10.2016 01:40:00 | 103.423 | \$ 4612.03 |
| 2129 | Sell | 12.10.2016 01:30:00 | 1.21417 | 1.77 | 12.10.2016 01:54:00 | 1.22725 | \$ -244071.11 |
| 2130 | Sell | 12.10.2016 01:35:00 | 1.21478 | 1.75 | 12.10.2016 01:54:00 | 1.22781 | \$ -240390.8 |
| 2456 | Sell | 12.10.2016 00:50:00 | 114.471 | 2.31 | 12.10.2016 02:05:00 | 114.353 | \$ 24613.67 |
| 2455 | Sell | 12.10.2016 00:35:00 | 114.427 | 2.33 | 12.10.2016 02:05:00 | 114.356 | \$ 13876.78 |
| 2454 | Sell | 11.10.2016 23:00:00 | 114.386 | 2.35 | 12.10.2016 02:05:00 | 114.351 | \$ 5012.67 |
| 2133 | Sell | 12.10.2016 01:55:00 | 1.22792 | 1.55 | 12.10.2016 02:14:00 | 1.22282 | \$ 83336.88 |
| 523 | Buy | 12.10.2016 01:30:00 | 0.91063 | 0.22 | 12.10.2016 05:37:00 | 0.89745 | \$ -39740.78 |
| 2131 | Sell | 12.10.2016 01:40:00 | 1.21825 | 1.71 | 12.10.2016 05:37:00 | 1.23125 | \$ -234355.33 |
| 524 | Buy | 12.10.2016 01:35:00 | 0.91007 | 0.22 | 12.10.2016 05:43:00 | 0.89702 | \$ -39351.47 |
| 1796 | Buy | 12.10.2016 02:30:00 | 1.32343 | 0.16 | 12.10.2016 07:25:00 | 1.32183 | \$ -2242.29 |
| 1795 | Buy | 12.10.2016 02:00:00 | 1.32351 | 0.16 | 12.10.2016 07:25:00 | 1.32172 | \$ -2485.09 |
| 2046 | Sell | 12.10.2016 02:30:00 | 0.75567 | 0.17 | 12.10.2016 07:30:00 | 0.75728 | \$ -3095.23 |
| 2135 | Sell | 12.10.2016 02:30:00 | 1.22499 | 1.59 | 12.10.2016 08:05:00 | 1.2284 | \$ -57159.3 |
| 2134 | Sell | 12.10.2016 02:25:00 | 1.224 | 1.61 | 12.10.2016 08:05:00 | 1.22825 | \$ -72135.69 |
| 2132 | Sell | 12.10.2016 01:45:00 | 1.22228 | 1.64 | 12.10.2016 08:05:00 | 1.2283 | \$ -104082.02 |
| 526 | Buy | 12.10.2016 01:45:00 | 0.90475 | 0.21 | 12.10.2016 08:55:00 | 0.90017 | \$ -13351.29 |
| 525 | Buy | 12.10.2016 01:40:00 | 0.90773 | 0.22 | 12.10.2016 08:55:00 | 0.90032 | \$ -22461.83 |
| 1797 | Buy | 12.10.2016 21:25:00 | 1.32231 | 0.16 | 12.10.2016 22:05:00 | 1.32431 | \$ 2358.23 |
| 2136 | Buy | 12.10.2016 22:00:00 | 1.21998 | 1.55 | 12.10.2016 22:48:00 | 1.22094 | \$ 15679.8 |
| 1318 | Buy | 13.10.2016 00:10:00 | 104.169 | 0.37 | 13.10.2016 01:15:00 | 104.296 | \$ 4242.03 |
| 1317 | Buy | 12.10.2016 23:55:00 | 104.185 | 0.37 | 13.10.2016 01:15:00 | 104.3 | \$ 3603.78 |
| 2460 | Buy | 12.10.2016 23:30:00 | 114.737 | 2.29 | 13.10.2016 01:15:00 | 114.807 | \$ 10290.23 |
| 2459 | Buy | 12.10.2016 22:30:00 | 114.79 | 2.32 | 13.10.2016 01:15:00 | 114.813 | \$ -480.17 |
| 2458 | Buy | 12.10.2016 22:25:00 | 114.828 | 2.34 | 13.10.2016 01:15:00 | 114.808 | \$ -10546.94 |
| 2457 | Buy | 12.10.2016 22:00:00 | 114.849 | 2.36 | 13.10.2016 01:15:00 | 114.802 | \$ -17009.63 |
| 2461 | Sell | 13.10.2016 22:00:00 | 114.533 | 2.36 | 14.10.2016 01:10:00 | 114.554 | \$ -8185.16 |
| 2138 | Buy | 18.10.2016 22:40:00 | 1.22903 | 1.54 | 18.10.2016 23:35:00 | 1.22972 | \$ 11197.15 |
| 2137 | Buy | 18.10.2016 21:30:00 | 1.2291 | 1.55 | 18.10.2016 23:35:00 | 1.22958 | \$ 7839.9 |
| 1798 | Sell | 19.10.2016 21:35:00 | 1.31298 | 0.16 | 19.10.2016 23:30:00 | 1.31202 | \$ 1029.85 |
| 1319 | Sell | 19.10.2016 22:30:00 | 103.465 | 0.38 | 20.10.2016 00:20:00 | 103.397 | \$ 1641.58 |

| | | | | | | | |
|------|------|---------------------|---------|------|---------------------|---------|--------------|
| 2465 | Sell | 19.10.2016 22:20:00 | 113.471 | 2.31 | 20.10.2016 06:05:00 | 113.591 | \$ -31886.41 |
| 2464 | Sell | 19.10.2016 22:15:00 | 113.436 | 2.33 | 20.10.2016 06:05:00 | 113.599 | \$ -42181.02 |
| 2463 | Sell | 19.10.2016 21:45:00 | 113.405 | 2.36 | 20.10.2016 06:05:00 | 113.6 | \$ -50275.13 |
| 2462 | Sell | 19.10.2016 21:40:00 | 113.38 | 2.38 | 20.10.2016 06:05:00 | 113.607 | \$ -58316.97 |
| 2466 | Sell | 24.10.2016 01:30:00 | 113.129 | 2.33 | 24.10.2016 03:05:00 | 113.031 | \$ 20197.95 |
| 1799 | Buy | 24.10.2016 23:30:00 | 1.33226 | 0.16 | 25.10.2016 01:00:00 | 1.33396 | \$ 1929.87 |
| 1800 | Buy | 24.10.2016 23:40:00 | 1.33038 | 0.16 | 25.10.2016 01:00:00 | 1.33398 | \$ 4357.92 |
| 1801 | Buy | 24.10.2016 23:50:00 | 1.32946 | 0.16 | 25.10.2016 01:00:00 | 1.334 | \$ 5559.17 |
| 1802 | Buy | 24.10.2016 23:55:00 | 1.32922 | 0.16 | 25.10.2016 01:00:00 | 1.3339 | \$ 5738.08 |
| 2140 | Sell | 25.10.2016 21:45:00 | 1.21942 | 1.54 | 25.10.2016 23:05:00 | 1.21831 | \$ 18021.01 |
| 2139 | Sell | 25.10.2016 21:30:00 | 1.21895 | 1.56 | 25.10.2016 23:05:00 | 1.21829 | \$ 10854.35 |
| 529 | Buy | 25.10.2016 22:20:00 | 0.89307 | 0.2 | 26.10.2016 01:35:00 | 0.89388 | \$ 1851.94 |
| 528 | Buy | 25.10.2016 22:05:00 | 0.89321 | 0.2 | 26.10.2016 01:35:00 | 0.89384 | \$ 1361.92 |
| 527 | Buy | 25.10.2016 22:00:00 | 0.89339 | 0.2 | 26.10.2016 01:35:00 | 0.89398 | \$ 1253.02 |
| 2467 | Buy | 27.10.2016 23:30:00 | 114.635 | 2.3 | 28.10.2016 01:20:00 | 114.75 | \$ 22771.61 |
| 1320 | Buy | 27.10.2016 23:30:00 | 105.187 | 0.37 | 28.10.2016 08:20:00 | 105.207 | \$ 218.28 |
| 2468 | Buy | 31.10.2016 00:30:00 | 114.786 | 2.31 | 31.10.2016 00:43:00 | 114.855 | \$ 13287.51 |
| 1803 | Sell | 31.10.2016 00:30:00 | 1.34138 | 0.17 | 31.10.2016 02:50:00 | 1.34021 | \$ 1379.51 |
| 2142 | Sell | 31.10.2016 22:00:00 | 1.22448 | 1.55 | 01.11.2016 01:35:00 | 1.22372 | \$ 11904.36 |
| 2141 | Sell | 31.10.2016 21:25:00 | 1.22327 | 1.56 | 01.11.2016 01:35:00 | 1.2236 | \$ -5944.97 |
| 1321 | Buy | 31.10.2016 21:30:00 | 104.839 | 0.37 | 01.11.2016 02:25:00 | 104.884 | \$ 1143.28 |
| 2469 | Buy | 01.11.2016 21:25:00 | 114.914 | 2.31 | 01.11.2016 21:52:00 | 114.96 | \$ 7971.56 |
| 1801 | Buy | 01.11.2016 23:00:00 | 1.10503 | 0.99 | 02.11.2016 00:45:00 | 1.10587 | \$ 8180.9 |
| 1233 | Sell | 01.11.2016 23:05:00 | 0.97581 | 0.81 | 02.11.2016 00:55:00 | 0.97457 | \$ 11102.94 |
| 1232 | Sell | 01.11.2016 23:00:00 | 0.97558 | 0.81 | 02.11.2016 00:55:00 | 0.97475 | \$ 7277.36 |
| 1803 | Buy | 02.11.2016 22:30:00 | 1.10884 | 0.98 | 02.11.2016 23:40:00 | 1.10967 | \$ 8571.2 |
| 1802 | Buy | 02.11.2016 21:25:00 | 1.10901 | 0.99 | 02.11.2016 23:40:00 | 1.10968 | \$ 6989.52 |
| 1235 | Sell | 02.11.2016 23:00:00 | 0.97395 | 0.82 | 02.11.2016 23:45:00 | 0.97324 | \$ 6698.38 |
| 1234 | Sell | 02.11.2016 22:25:00 | 0.97359 | 0.82 | 02.11.2016 23:45:00 | 0.97314 | \$ 4242.44 |
| 2144 | Buy | 02.11.2016 22:00:00 | 1.22875 | 1.55 | 02.11.2016 23:45:00 | 1.22982 | \$ 17476.45 |
| 2143 | Buy | 02.11.2016 21:25:00 | 1.22894 | 1.57 | 02.11.2016 23:45:00 | 1.22974 | \$ 13235.1 |
| 1322 | Sell | 02.11.2016 22:25:00 | 103.446 | 0.38 | 02.11.2016 23:50:00 | 103.335 | \$ 3748.68 |
| 2049 | Buy | 02.11.2016 23:00:00 | 0.76496 | 0.17 | 03.11.2016 02:19:00 | 0.76528 | \$ 249.92 |
| 2048 | Buy | 02.11.2016 21:55:00 | 0.76542 | 0.17 | 03.11.2016 03:55:00 | 0.76637 | \$ 1378.56 |
| 2047 | Buy | 02.11.2016 21:30:00 | 0.76591 | 0.17 | 03.11.2016 03:55:00 | 0.76623 | \$ 249.92 |
| 1804 | Sell | 03.11.2016 21:25:00 | 1.11176 | 1.0 | 04.11.2016 02:20:00 | 1.1102 | \$ 16363.8 |
| 2145 | Buy | 07.11.2016 00:30:00 | 1.24624 | 1.57 | 07.11.2016 01:27:00 | 1.24655 | \$ 5128.6 |
| 1805 | Buy | 07.11.2016 00:30:00 | 1.10848 | 1.0 | 07.11.2016 01:45:00 | 1.10947 | \$ 10432.13 |
| 1236 | Sell | 07.11.2016 00:30:00 | 0.97491 | 0.82 | 07.11.2016 01:49:00 | 0.97468 | \$ 2164.35 |
| 1806 | Buy | 07.11.2016 01:10:00 | 1.33533 | 0.16 | 07.11.2016 01:51:00 | 1.33571 | \$ 288.0 |
| 1807 | Buy | 07.11.2016 01:15:00 | 1.33485 | 0.16 | 07.11.2016 01:51:00 | 1.33579 | \$ 1003.64 |
| 2146 | Buy | 07.11.2016 01:35:00 | 1.24635 | 1.57 | 07.11.2016 01:55:00 | 1.2481 | \$ 28951.78 |
| 1805 | Buy | 07.11.2016 01:05:00 | 1.33619 | 0.17 | 07.11.2016 02:05:00 | 1.33773 | \$ 1881.04 |
| 1804 | Buy | 07.11.2016 00:55:00 | 1.33634 | 0.17 | 07.11.2016 02:05:00 | 1.3376 | \$ 1500.85 |
| 1325 | Sell | 07.11.2016 01:25:00 | 104.017 | 0.37 | 07.11.2016 03:30:00 | 103.968 | \$ 1356.03 |
| 1323 | Sell | 07.11.2016 00:30:00 | 103.943 | 0.37 | 07.11.2016 10:35:00 | 104.46 | \$ -19585.97 |
| 1324 | Sell | 07.11.2016 01:10:00 | 103.971 | 0.37 | 07.11.2016 11:15:00 | 104.59 | \$ -23359.97 |
| 1809 | Buy | 07.11.2016 21:50:00 | 1.33633 | 0.17 | 07.11.2016 23:00:00 | 1.33712 | \$ 862.69 |
| 1808 | Buy | 07.11.2016 21:30:00 | 1.33648 | 0.17 | 07.11.2016 23:00:00 | 1.33712 | \$ 659.02 |
| 2147 | Sell | 07.11.2016 22:30:00 | 1.24074 | 1.58 | 07.11.2016 23:40:00 | 1.23944 | \$ 21653.89 |
| 2148 | Buy | 08.11.2016 23:00:00 | 1.23693 | 1.59 | 08.11.2016 23:59:00 | 1.23751 | \$ 9717.68 |
| 2149 | Buy | 08.11.2016 23:20:00 | 1.23656 | 1.58 | 08.11.2016 23:59:00 | 1.23766 | \$ 18314.18 |
| 2050 | Buy | 09.11.2016 01:00:00 | 0.77408 | 0.17 | 09.11.2016 01:14:00 | 0.77461 | \$ 739.53 |
| 1328 | Buy | 09.11.2016 02:15:00 | 104.583 | 0.36 | 09.11.2016 02:21:00 | 104.707 | \$ 4019.38 |
| 2472 | Buy | 09.11.2016 02:15:00 | 115.508 | 2.23 | 09.11.2016 02:21:00 | 115.574 | \$ 12142.22 |
| 1327 | Buy | 09.11.2016 02:10:00 | 104.849 | 0.36 | 09.11.2016 02:31:00 | 104.87 | \$ 311.38 |
| 2153 | Sell | 09.11.2016 02:15:00 | 1.24122 | 1.54 | 09.11.2016 02:32:00 | 1.23964 | \$ 25651.52 |
| 1326 | Buy | 09.11.2016 02:00:00 | 104.978 | 0.36 | 09.11.2016 03:00:00 | 105.368 | \$ 13595.38 |
| 2471 | Buy | 09.11.2016 01:05:00 | 115.687 | 2.27 | 09.11.2016 03:00:00 | 115.851 | \$ 34602.06 |
| 2470 | Buy | 09.11.2016 01:00:00 | 115.771 | 2.29 | 09.11.2016 03:00:00 | 115.858 | \$ 17272.12 |

| | | | | | | | |
|------|------|---------------------|---------|------|---------------------|---------|--------------|
| 2150 | Sell | 09.11.2016 02:00:00 | 1.23836 | 1.59 | 09.11.2016 03:13:00 | 1.23687 | \$ 24975.76 |
| 2151 | Sell | 09.11.2016 02:05:00 | 1.23894 | 1.58 | 09.11.2016 03:13:00 | 1.2368 | \$ 35645.63 |
| 2152 | Sell | 09.11.2016 02:10:00 | 1.2397 | 1.56 | 09.11.2016 03:13:00 | 1.2369 | \$ 46048.76 |
| 1806 | Sell | 09.11.2016 22:20:00 | 1.09418 | 1.0 | 09.11.2016 22:55:00 | 1.09156 | \$ 27620.82 |
| 2052 | Sell | 09.11.2016 22:45:00 | 0.7664 | 0.17 | 09.11.2016 23:45:00 | 0.76433 | \$ 3499.66 |
| 2051 | Sell | 09.11.2016 22:30:00 | 0.76616 | 0.17 | 09.11.2016 23:45:00 | 0.76449 | \$ 2782.83 |
| 1812 | Buy | 09.11.2016 22:20:00 | 1.33689 | 0.16 | 09.11.2016 23:50:00 | 1.34176 | \$ 6025.86 |
| 1811 | Buy | 09.11.2016 22:15:00 | 1.33997 | 0.16 | 09.11.2016 23:50:00 | 1.34175 | \$ 2077.09 |
| 1810 | Buy | 09.11.2016 22:00:00 | 1.34051 | 0.16 | 09.11.2016 23:50:00 | 1.3417 | \$ 1323.11 |
| 2155 | Sell | 09.11.2016 22:30:00 | 1.24428 | 1.62 | 09.11.2016 23:50:00 | 1.24096 | \$ 56700.71 |
| 2154 | Sell | 09.11.2016 22:00:00 | 1.24422 | 1.63 | 09.11.2016 23:50:00 | 1.2409 | \$ 57050.71 |
| 2475 | Sell | 09.11.2016 22:20:00 | 115.797 | 2.27 | 09.11.2016 23:50:00 | 115.343 | \$ 100429.25 |
| 2474 | Sell | 09.11.2016 22:15:00 | 115.721 | 2.29 | 09.11.2016 23:50:00 | 115.336 | \$ 85514.69 |
| 2473 | Sell | 09.11.2016 22:00:00 | 115.714 | 2.31 | 09.11.2016 23:50:00 | 115.333 | \$ 85338.05 |
| 1237 | Buy | 10.11.2016 00:45:00 | 0.98367 | 0.81 | 10.11.2016 00:55:00 | 0.98476 | \$ 10161.06 |
| 1331 | Buy | 10.11.2016 00:55:00 | 105.574 | 0.36 | 10.11.2016 01:35:00 | 105.857 | \$ 9743.38 |
| 1330 | Buy | 10.11.2016 00:50:00 | 105.594 | 0.36 | 10.11.2016 01:35:00 | 105.85 | \$ 8771.38 |
| 1329 | Buy | 10.11.2016 00:00:00 | 105.657 | 0.36 | 10.11.2016 01:35:00 | 105.845 | \$ 6323.38 |
| 530 | Sell | 10.11.2016 01:25:00 | 0.87955 | 0.2 | 10.11.2016 02:25:00 | 0.87835 | \$ 3023.16 |
| 1809 | Sell | 10.11.2016 02:30:00 | 1.09327 | 0.99 | 10.11.2016 03:35:00 | 1.09268 | \$ 6157.76 |
| 2156 | Sell | 10.11.2016 02:30:00 | 1.24406 | 1.66 | 10.11.2016 04:26:00 | 1.2408 | \$ 57050.72 |
| 1238 | Buy | 10.11.2016 02:30:00 | 0.98392 | 0.81 | 10.11.2016 06:05:00 | 0.98375 | \$ -1594.11 |
| 1808 | Sell | 10.11.2016 02:25:00 | 1.09266 | 1.0 | 10.11.2016 06:05:00 | 1.09287 | \$ -2213.88 |
| 1807 | Sell | 10.11.2016 00:45:00 | 1.09229 | 1.01 | 10.11.2016 06:05:00 | 1.09282 | \$ -5643.29 |
| 531 | Sell | 10.11.2016 23:10:00 | 0.86812 | 0.2 | 11.11.2016 00:05:00 | 0.86673 | \$ 3510.99 |
| 2159 | Buy | 10.11.2016 23:10:00 | 1.25394 | 1.64 | 11.11.2016 00:30:00 | 1.25409 | \$ 1892.35 |
| 1332 | Buy | 11.11.2016 00:00:00 | 106.798 | 0.37 | 11.11.2016 01:49:00 | 106.819 | \$ 320.03 |
| 1333 | Buy | 11.11.2016 00:20:00 | 106.762 | 0.36 | 11.11.2016 01:49:00 | 106.822 | \$ 1715.38 |
| 1334 | Buy | 11.11.2016 00:25:00 | 106.75 | 0.36 | 11.11.2016 01:49:00 | 106.82 | \$ 2075.38 |
| 1335 | Buy | 11.11.2016 00:30:00 | 106.694 | 0.36 | 11.11.2016 01:49:00 | 106.824 | \$ 4235.38 |
| 2476 | Buy | 11.11.2016 00:30:00 | 116.121 | 2.39 | 11.11.2016 01:49:00 | 116.335 | \$ 48370.61 |
| 2161 | Buy | 11.11.2016 00:45:00 | 1.25354 | 1.63 | 11.11.2016 01:50:00 | 1.25566 | \$ 36413.39 |
| 2160 | Buy | 11.11.2016 00:35:00 | 1.25396 | 1.64 | 11.11.2016 01:50:00 | 1.25555 | \$ 27477.59 |
| 2158 | Buy | 10.11.2016 23:05:00 | 1.25435 | 1.66 | 11.11.2016 01:50:00 | 1.25564 | \$ 21856.6 |
| 2157 | Buy | 10.11.2016 23:00:00 | 1.25453 | 1.67 | 11.11.2016 01:50:00 | 1.25571 | \$ 20052.53 |
| 2162 | Buy | 11.11.2016 02:30:00 | 1.254 | 1.7 | 11.11.2016 04:25:00 | 1.25509 | \$ 19525.99 |
| 2163 | Buy | 14.11.2016 00:30:00 | 1.25697 | 1.7 | 14.11.2016 01:20:00 | 1.25788 | \$ 16301.51 |
| 2164 | Buy | 14.11.2016 00:40:00 | 1.2569 | 1.69 | 14.11.2016 01:20:00 | 1.25774 | \$ 14959.03 |
| 1813 | Buy | 14.11.2016 00:30:00 | 1.35113 | 0.16 | 14.11.2016 02:10:00 | 1.35355 | \$ 2894.96 |
| 2167 | Buy | 14.11.2016 02:30:00 | 1.25579 | 1.68 | 14.11.2016 05:11:00 | 1.25625 | \$ 8143.38 |
| 2166 | Buy | 14.11.2016 01:45:00 | 1.25659 | 1.7 | 14.11.2016 07:15:00 | 1.25687 | \$ 5015.85 |
| 2165 | Buy | 14.11.2016 01:35:00 | 1.25696 | 1.71 | 14.11.2016 07:15:00 | 1.25675 | \$ -3784.02 |
| 2479 | Buy | 15.11.2016 02:30:00 | 116.111 | 2.35 | 15.11.2016 02:46:00 | 116.121 | \$ -378.56 |
| 2171 | Sell | 15.11.2016 02:20:00 | 1.25239 | 1.67 | 15.11.2016 03:00:00 | 1.24997 | \$ 42605.65 |
| 2170 | Sell | 15.11.2016 02:15:00 | 1.25206 | 1.68 | 15.11.2016 03:00:00 | 1.24988 | \$ 38610.12 |
| 2169 | Sell | 15.11.2016 01:50:00 | 1.25178 | 1.7 | 15.11.2016 03:00:00 | 1.24998 | \$ 32259.44 |
| 2168 | Sell | 15.11.2016 01:30:00 | 1.25144 | 1.71 | 15.11.2016 03:00:00 | 1.24995 | \$ 26860.73 |
| 2054 | Sell | 15.11.2016 02:30:00 | 0.75778 | 0.17 | 15.11.2016 03:20:00 | 0.75748 | \$ 327.66 |
| 1814 | Buy | 15.11.2016 02:30:00 | 1.35305 | 0.16 | 15.11.2016 04:10:00 | 1.35398 | \$ 990.85 |
| 2053 | Sell | 15.11.2016 01:30:00 | 0.75698 | 0.17 | 15.11.2016 04:15:00 | 0.75566 | \$ 2155.6 |
| 2478 | Buy | 15.11.2016 01:55:00 | 116.234 | 2.38 | 15.11.2016 04:30:00 | 116.32 | \$ 17701.7 |
| 2477 | Buy | 15.11.2016 01:30:00 | 116.245 | 2.4 | 15.11.2016 04:30:00 | 116.323 | \$ 15930.26 |
| 1239 | Buy | 15.11.2016 02:30:00 | 0.99525 | 0.79 | 15.11.2016 05:00:00 | 0.99783 | \$ 23467.89 |
| 1338 | Buy | 15.11.2016 01:30:00 | 108.162 | 0.36 | 15.11.2016 05:07:00 | 108.181 | \$ 239.38 |
| 1339 | Buy | 15.11.2016 02:10:00 | 108.093 | 0.35 | 15.11.2016 05:07:00 | 108.19 | \$ 2962.73 |
| 1810 | Sell | 15.11.2016 02:30:00 | 1.0765 | 1.0 | 15.11.2016 06:40:00 | 1.07477 | \$ 18238.18 |
| 1337 | Buy | 15.11.2016 01:10:00 | 108.251 | 0.36 | 15.11.2016 08:00:00 | 108.218 | \$ -1632.62 |
| 1336 | Buy | 15.11.2016 01:00:00 | 108.276 | 0.36 | 15.11.2016 08:00:00 | 108.222 | \$ -2388.62 |
| 532 | Buy | 15.11.2016 21:40:00 | 0.8576 | 0.2 | 15.11.2016 21:49:00 | 0.85863 | \$ 2557.04 |
| 2172 | Sell | 15.11.2016 21:40:00 | 1.25023 | 1.75 | 15.11.2016 21:49:00 | 1.24829 | \$ 35791.11 |

| | | | | | | | |
|------|------|---------------------|---------|------|---------------------|---------|-------------|
| 2173 | Sell | 15.11.2016 21:50:00 | 1.24861 | 1.76 | 15.11.2016 22:58:00 | 1.24594 | \$ 49540.38 |
| 533 | Buy | 15.11.2016 21:50:00 | 0.85853 | 0.2 | 16.11.2016 00:00:00 | 0.86053 | \$ 5091.58 |
| 1342 | Buy | 16.11.2016 00:55:00 | 108.98 | 0.36 | 16.11.2016 01:59:00 | 109.031 | \$ 1391.38 |
| 2481 | Buy | 16.11.2016 02:20:00 | 116.848 | 2.38 | 16.11.2016 02:55:00 | 117.108 | \$ 59098.99 |
| 2480 | Buy | 16.11.2016 02:00:00 | 116.89 | 2.4 | 16.11.2016 02:55:00 | 117.097 | \$ 46874.59 |
| 1344 | Buy | 16.11.2016 02:20:00 | 108.94 | 0.35 | 16.11.2016 05:05:00 | 109.106 | \$ 5377.73 |
| 1343 | Buy | 16.11.2016 02:00:00 | 109.002 | 0.36 | 16.11.2016 05:05:00 | 109.117 | \$ 3695.38 |
| 1341 | Buy | 16.11.2016 00:40:00 | 109.026 | 0.36 | 16.11.2016 05:05:00 | 109.108 | \$ 2507.38 |
| 1340 | Buy | 16.11.2016 00:35:00 | 109.066 | 0.36 | 16.11.2016 05:05:00 | 109.108 | \$ 1067.38 |
| 1815 | Sell | 17.11.2016 00:00:00 | 1.34459 | 0.16 | 17.11.2016 01:25:00 | 1.34244 | \$ 2551.4 |
| 1347 | Buy | 17.11.2016 01:10:00 | 108.812 | 0.36 | 17.11.2016 02:11:00 | 108.83 | \$ 203.38 |
| 1348 | Buy | 17.11.2016 01:20:00 | 108.674 | 0.35 | 17.11.2016 02:11:00 | 108.83 | \$ 5027.73 |
| 2057 | Sell | 17.11.2016 01:35:00 | 0.74963 | 0.17 | 17.11.2016 02:30:00 | 0.74939 | \$ 220.14 |
| 2056 | Sell | 17.11.2016 01:25:00 | 0.74944 | 0.17 | 17.11.2016 02:35:00 | 0.74764 | \$ 3015.8 |
| 2055 | Sell | 17.11.2016 01:00:00 | 0.74913 | 0.17 | 17.11.2016 02:35:00 | 0.7475 | \$ 2711.14 |
| 1346 | Buy | 17.11.2016 00:35:00 | 108.865 | 0.36 | 17.11.2016 03:20:00 | 108.971 | \$ 3371.38 |
| 1345 | Buy | 17.11.2016 00:30:00 | 108.922 | 0.36 | 17.11.2016 03:20:00 | 108.985 | \$ 1823.38 |
| 1814 | Sell | 17.11.2016 01:10:00 | 1.07042 | 0.98 | 17.11.2016 04:15:00 | 1.06972 | \$ 7232.02 |
| 1813 | Sell | 17.11.2016 00:55:00 | 1.06989 | 0.99 | 17.11.2016 04:15:00 | 1.06967 | \$ 2296.11 |
| 1812 | Sell | 17.11.2016 00:35:00 | 1.06973 | 1.0 | 17.11.2016 04:15:00 | 1.06983 | \$ -1054.23 |
| 1811 | Sell | 17.11.2016 00:30:00 | 1.06948 | 1.0 | 17.11.2016 04:15:00 | 1.06977 | \$ -3057.27 |
| 2175 | Buy | 17.11.2016 21:55:00 | 1.2414 | 1.75 | 17.11.2016 23:25:00 | 1.24269 | \$ 23788.4 |
| 2174 | Buy | 17.11.2016 21:30:00 | 1.24186 | 1.77 | 17.11.2016 23:25:00 | 1.24259 | \$ 13615.5 |
| 1815 | Buy | 17.11.2016 21:55:00 | 1.06251 | 1.0 | 18.11.2016 01:20:00 | 1.06291 | \$ 3627.04 |
| 2482 | Buy | 18.11.2016 02:30:00 | 116.888 | 2.43 | 18.11.2016 03:45:00 | 117.032 | \$ 32151.5 |
| 1819 | Sell | 17.11.2016 22:20:00 | 1.3508 | 0.16 | 18.11.2016 05:55:00 | 1.35473 | \$ -5270.08 |
| 1818 | Sell | 17.11.2016 22:15:00 | 1.35062 | 0.16 | 18.11.2016 05:55:00 | 1.35473 | \$ -5500.23 |
| 1817 | Sell | 17.11.2016 21:50:00 | 1.34992 | 0.16 | 18.11.2016 05:55:00 | 1.35468 | \$ -6331.33 |
| 1816 | Sell | 17.11.2016 21:25:00 | 1.34971 | 0.16 | 18.11.2016 05:55:00 | 1.35474 | \$ -6676.55 |
| 1350 | Sell | 21.11.2016 00:35:00 | 111.049 | 0.36 | 21.11.2016 01:11:00 | 111.024 | \$ 455.38 |
| 1351 | Sell | 21.11.2016 00:40:00 | 111.07 | 0.35 | 21.11.2016 01:11:00 | 111.019 | \$ 1352.73 |
| 2483 | Sell | 21.11.2016 00:30:00 | 117.577 | 2.42 | 21.11.2016 01:11:00 | 117.545 | \$ 4898.56 |
| 2484 | Sell | 21.11.2016 00:35:00 | 117.597 | 2.4 | 21.11.2016 01:11:00 | 117.527 | \$ 13977.55 |
| 1349 | Sell | 21.11.2016 00:30:00 | 111.021 | 0.36 | 21.11.2016 02:05:00 | 110.863 | \$ 5243.38 |
| 1352 | Buy | 21.11.2016 02:30:00 | 110.805 | 0.36 | 21.11.2016 05:15:00 | 111.07 | \$ 9095.38 |
| 1816 | Sell | 21.11.2016 02:30:00 | 1.06064 | 1.0 | 21.11.2016 05:15:00 | 1.05966 | \$ 10331.45 |
| 2176 | Sell | 21.11.2016 02:30:00 | 1.23485 | 1.78 | 21.11.2016 05:15:00 | 1.2334 | \$ 27209.68 |
| 2485 | Buy | 22.11.2016 00:30:00 | 117.632 | 2.43 | 22.11.2016 01:12:00 | 117.747 | \$ 25086.57 |
| 1353 | Buy | 22.11.2016 00:20:00 | 110.656 | 0.36 | 22.11.2016 01:13:00 | 110.779 | \$ 3983.38 |
| 1354 | Buy | 22.11.2016 00:25:00 | 110.601 | 0.36 | 22.11.2016 01:13:00 | 110.76 | \$ 5279.38 |
| 2178 | Buy | 22.11.2016 01:05:00 | 1.24828 | 1.77 | 22.11.2016 02:25:00 | 1.25033 | \$ 38235.31 |
| 2177 | Buy | 22.11.2016 01:00:00 | 1.24861 | 1.78 | 22.11.2016 02:25:00 | 1.25035 | \$ 32636.74 |
| 537 | Sell | 21.11.2016 23:15:00 | 0.85112 | 0.2 | 22.11.2016 02:55:00 | 0.85064 | \$ 1031.11 |
| 536 | Sell | 21.11.2016 23:10:00 | 0.85087 | 0.2 | 22.11.2016 02:55:00 | 0.85054 | \$ 622.33 |
| 535 | Sell | 21.11.2016 23:05:00 | 0.85065 | 0.2 | 22.11.2016 02:55:00 | 0.85056 | \$ -31.7 |
| 534 | Sell | 21.11.2016 23:00:00 | 0.85048 | 0.2 | 22.11.2016 02:55:00 | 0.85055 | \$ -467.72 |
| 1357 | Buy | 22.11.2016 02:25:00 | 110.362 | 0.36 | 22.11.2016 02:58:00 | 110.497 | \$ 4415.38 |
| 1242 | Buy | 21.11.2016 23:15:00 | 1.008 | 0.77 | 22.11.2016 04:00:00 | 1.00813 | \$ 1134.6 |
| 1241 | Buy | 21.11.2016 23:05:00 | 1.0084 | 0.77 | 22.11.2016 04:00:00 | 1.00817 | \$ -2058.16 |
| 1240 | Buy | 21.11.2016 23:00:00 | 1.00904 | 0.78 | 22.11.2016 04:00:00 | 1.00817 | \$ -7834.62 |
| 1356 | Buy | 22.11.2016 02:20:00 | 110.582 | 0.36 | 22.11.2016 04:05:00 | 110.669 | \$ 2687.38 |
| 1355 | Buy | 22.11.2016 02:05:00 | 110.601 | 0.36 | 22.11.2016 04:05:00 | 110.667 | \$ 1931.38 |
| 2486 | Buy | 22.11.2016 02:30:00 | 117.55 | 2.44 | 22.11.2016 04:50:00 | 117.766 | \$ 49835.95 |
| 1822 | Buy | 23.11.2016 02:00:00 | 1.3432 | 0.15 | 23.11.2016 02:40:00 | 1.34373 | \$ 449.71 |
| 1821 | Buy | 23.11.2016 01:10:00 | 1.34348 | 0.15 | 23.11.2016 02:40:00 | 1.34376 | \$ 150.2 |
| 1820 | Buy | 23.11.2016 00:00:00 | 1.34389 | 0.16 | 23.11.2016 02:40:00 | 1.34367 | \$ -478.75 |
| 2181 | Sell | 23.11.2016 00:00:00 | 1.24211 | 1.77 | 23.11.2016 03:00:00 | 1.24114 | \$ 18100.08 |
| 2180 | Sell | 22.11.2016 22:40:00 | 1.24199 | 1.79 | 23.11.2016 03:00:00 | 1.24106 | \$ 16955.64 |
| 2179 | Sell | 22.11.2016 22:30:00 | 1.24179 | 1.8 | 23.11.2016 03:00:00 | 1.24098 | \$ 14773.22 |
| 1358 | Buy | 23.11.2016 02:00:00 | 110.984 | 0.36 | 23.11.2016 03:05:00 | 111.162 | \$ 5963.38 |

| | | | | | | | |
|------|------|---------------------|---------|------|---------------------|---------|--------------|
| 539 | Sell | 23.11.2016 23:10:00 | 0.84858 | 0.2 | 23.11.2016 23:55:00 | 0.84795 | \$ 1469.83 |
| 538 | Sell | 23.11.2016 22:30:00 | 0.84834 | 0.2 | 23.11.2016 23:55:00 | 0.84794 | \$ 843.05 |
| 1361 | Buy | 24.11.2016 00:45:00 | 112.4 | 0.36 | 24.11.2016 01:20:00 | 112.575 | \$ 5855.38 |
| 1360 | Buy | 24.11.2016 00:20:00 | 112.42 | 0.36 | 24.11.2016 01:20:00 | 112.585 | \$ 5495.38 |
| 1359 | Buy | 23.11.2016 23:25:00 | 112.448 | 0.36 | 24.11.2016 01:20:00 | 112.577 | \$ 4010.38 |
| 2489 | Buy | 24.11.2016 00:20:00 | 118.621 | 2.38 | 24.11.2016 01:35:00 | 118.802 | \$ 40255.08 |
| 2488 | Buy | 23.11.2016 23:35:00 | 118.676 | 2.41 | 24.11.2016 01:35:00 | 118.796 | \$ 22784.67 |
| 2487 | Buy | 23.11.2016 23:30:00 | 118.697 | 2.43 | 24.11.2016 01:35:00 | 118.799 | \$ 18599.49 |
| 541 | Sell | 24.11.2016 01:00:00 | 0.84925 | 0.2 | 24.11.2016 01:50:00 | 0.84796 | \$ 3268.43 |
| 540 | Sell | 24.11.2016 00:50:00 | 0.84882 | 0.2 | 24.11.2016 01:50:00 | 0.84797 | \$ 2069.35 |
| 2185 | Buy | 24.11.2016 01:00:00 | 1.2425 | 1.77 | 24.11.2016 01:50:00 | 1.24323 | \$ 13615.5 |
| 2184 | Buy | 24.11.2016 00:50:00 | 1.24265 | 1.79 | 24.11.2016 01:50:00 | 1.24331 | \$ 12449.0 |
| 2183 | Buy | 24.11.2016 00:35:00 | 1.24281 | 1.8 | 24.11.2016 01:50:00 | 1.2434 | \$ 11190.82 |
| 2182 | Buy | 24.11.2016 00:30:00 | 1.24299 | 1.81 | 24.11.2016 01:50:00 | 1.24325 | \$ 4958.94 |
| 2491 | Buy | 25.11.2016 00:05:00 | 119.503 | 2.41 | 25.11.2016 02:10:00 | 119.705 | \$ 45801.81 |
| 2490 | Buy | 24.11.2016 23:30:00 | 119.58 | 2.43 | 25.11.2016 02:10:00 | 119.69 | \$ 22723.59 |
| 542 | Buy | 28.11.2016 00:02:00 | 0.85084 | 0.2 | 28.11.2016 00:05:00 | 0.85021 | \$ -1962.11 |
| 2186 | Sell | 28.11.2016 00:03:00 | 1.24789 | 1.83 | 28.11.2016 00:15:00 | 1.24501 | \$ 55562.14 |
| 1823 | Buy | 28.11.2016 00:02:00 | 1.34994 | 0.15 | 28.11.2016 01:15:00 | 1.35306 | \$ 3552.65 |
| 1824 | Buy | 28.11.2016 02:30:00 | 1.35089 | 0.15 | 28.11.2016 06:15:00 | 1.34791 | \$ -3755.44 |
| 1827 | Sell | 28.11.2016 22:10:00 | 1.3427 | 0.15 | 28.11.2016 23:30:00 | 1.34125 | \$ 1552.85 |
| 1826 | Sell | 28.11.2016 22:05:00 | 1.34206 | 0.15 | 28.11.2016 23:30:00 | 1.34124 | \$ 797.67 |
| 1825 | Sell | 28.11.2016 21:30:00 | 1.34186 | 0.15 | 28.11.2016 23:30:00 | 1.34135 | \$ 426.07 |
| 1820 | Sell | 28.11.2016 23:40:00 | 1.06135 | 0.96 | 29.11.2016 03:00:00 | 1.06101 | \$ 3362.11 |
| 1819 | Sell | 28.11.2016 23:35:00 | 1.06081 | 0.97 | 29.11.2016 03:00:00 | 1.06101 | \$ -2124.92 |
| 1818 | Sell | 28.11.2016 23:00:00 | 1.06066 | 0.98 | 29.11.2016 03:00:00 | 1.06102 | \$ -3799.86 |
| 1817 | Sell | 28.11.2016 21:30:00 | 1.05976 | 0.99 | 29.11.2016 03:00:00 | 1.06107 | \$ -13753.68 |
| 1365 | Buy | 28.11.2016 23:45:00 | 111.966 | 0.36 | 29.11.2016 03:05:00 | 112.102 | \$ 4388.38 |
| 1364 | Buy | 28.11.2016 23:40:00 | 111.987 | 0.36 | 29.11.2016 03:05:00 | 112.113 | \$ 4028.38 |
| 1363 | Buy | 28.11.2016 23:20:00 | 112.065 | 0.36 | 29.11.2016 03:05:00 | 112.111 | \$ 1148.38 |
| 1362 | Buy | 28.11.2016 23:00:00 | 112.109 | 0.37 | 29.11.2016 03:05:00 | 112.114 | \$ -336.72 |
| 1243 | Buy | 28.11.2016 21:30:00 | 1.01384 | 0.77 | 29.11.2016 03:10:00 | 1.01368 | \$ -1437.35 |
| 2493 | Buy | 29.11.2016 21:50:00 | 119.592 | 2.43 | 29.11.2016 23:05:00 | 119.691 | \$ 21151.04 |
| 2492 | Buy | 29.11.2016 21:30:00 | 119.617 | 2.45 | 29.11.2016 23:05:00 | 119.692 | \$ 15444.24 |
| 1368 | Buy | 29.11.2016 23:30:00 | 112.293 | 0.36 | 30.11.2016 00:45:00 | 112.482 | \$ 6296.38 |
| 1367 | Buy | 29.11.2016 21:50:00 | 112.31 | 0.36 | 30.11.2016 00:45:00 | 112.478 | \$ 5540.38 |
| 1366 | Buy | 29.11.2016 21:30:00 | 112.392 | 0.37 | 30.11.2016 00:45:00 | 112.476 | \$ 2586.28 |
| 2188 | Buy | 29.11.2016 22:40:00 | 1.24912 | 1.83 | 30.11.2016 01:20:00 | 1.24944 | \$ 5389.81 |
| 2187 | Buy | 29.11.2016 22:30:00 | 1.24931 | 1.84 | 30.11.2016 01:20:00 | 1.24942 | \$ 1347.57 |
| 543 | Sell | 29.11.2016 23:30:00 | 0.85267 | 0.2 | 30.11.2016 01:50:00 | 0.8522 | \$ 1003.85 |
| 1369 | Buy | 30.11.2016 02:30:00 | 112.209 | 0.37 | 30.11.2016 02:58:00 | 112.31 | \$ 3280.03 |
| 2058 | Sell | 29.11.2016 22:00:00 | 0.74896 | 0.16 | 30.11.2016 03:05:00 | 0.74781 | \$ 1711.54 |
| 2494 | Buy | 30.11.2016 02:30:00 | 119.571 | 2.46 | 30.11.2016 05:20:00 | 119.869 | \$ 70366.45 |
| 1244 | Buy | 30.11.2016 21:25:00 | 1.01671 | 0.75 | 30.11.2016 23:45:00 | 1.01706 | \$ 3015.95 |
| 2059 | Sell | 01.12.2016 01:30:00 | 0.73963 | 0.16 | 01.12.2016 02:45:00 | 0.7381 | \$ 2383.0 |
| 2189 | Sell | 30.11.2016 22:00:00 | 1.25064 | 1.84 | 01.12.2016 08:05:00 | 1.25364 | \$ -60025.67 |
| 2190 | Sell | 30.11.2016 22:05:00 | 1.25111 | 1.83 | 01.12.2016 08:10:00 | 1.25352 | \$ -48316.93 |
| 1371 | Buy | 01.12.2016 21:30:00 | 113.931 | 0.36 | 01.12.2016 22:33:00 | 114.06 | \$ 4199.38 |
| 2498 | Buy | 01.12.2016 22:00:00 | 121.386 | 2.38 | 01.12.2016 22:36:00 | 121.419 | \$ 4964.82 |
| 2497 | Buy | 01.12.2016 21:50:00 | 121.425 | 2.41 | 01.12.2016 23:05:00 | 121.586 | \$ 35874.9 |
| 2496 | Buy | 01.12.2016 21:45:00 | 121.446 | 2.43 | 01.12.2016 23:05:00 | 121.583 | \$ 30340.15 |
| 2495 | Buy | 01.12.2016 21:30:00 | 121.453 | 2.45 | 01.12.2016 23:05:00 | 121.588 | \$ 30099.65 |
| 1370 | Buy | 01.12.2016 21:25:00 | 114.085 | 0.36 | 02.12.2016 00:50:00 | 114.133 | \$ 1220.38 |
| 2501 | Buy | 02.12.2016 02:30:00 | 121.315 | 2.43 | 02.12.2016 03:55:00 | 121.454 | \$ 30828.92 |
| 2500 | Buy | 02.12.2016 02:10:00 | 121.337 | 2.45 | 02.12.2016 03:55:00 | 121.446 | \$ 23732.44 |
| 2499 | Buy | 02.12.2016 02:00:00 | 121.45 | 2.48 | 02.12.2016 03:55:00 | 121.435 | \$ -6732.16 |
| 2060 | Sell | 01.12.2016 21:30:00 | 0.74181 | 0.16 | 02.12.2016 04:00:00 | 0.74177 | \$ -160.66 |
| 1373 | Buy | 02.12.2016 02:10:00 | 113.732 | 0.36 | 02.12.2016 04:40:00 | 113.95 | \$ 7403.38 |
| 1372 | Buy | 02.12.2016 02:00:00 | 113.91 | 0.37 | 02.12.2016 04:40:00 | 113.957 | \$ 1282.03 |
| 2064 | Buy | 05.12.2016 00:55:00 | 0.74268 | 0.16 | 05.12.2016 01:51:00 | 0.74285 | \$ 89.03 |

| | | | | | | | |
|------|------|---------------------|---------|------|---------------------|---------|---------------|
| 2193 | Buy | 05.12.2016 00:45:00 | 1.26554 | 1.78 | 05.12.2016 02:00:00 | 1.2658 | \$ 4876.75 |
| 2194 | Buy | 05.12.2016 00:55:00 | 1.26423 | 1.74 | 05.12.2016 02:00:00 | 1.26571 | \$ 27136.17 |
| 2192 | Buy | 05.12.2016 00:40:00 | 1.26644 | 1.8 | 05.12.2016 02:10:00 | 1.27007 | \$ 68852.03 |
| 2191 | Buy | 05.12.2016 00:30:00 | 1.26739 | 1.81 | 05.12.2016 02:10:00 | 1.27001 | \$ 49970.93 |
| 1246 | Sell | 05.12.2016 00:40:00 | 1.01452 | 0.75 | 05.12.2016 02:15:00 | 1.01424 | \$ 2411.57 |
| 1247 | Sell | 05.12.2016 00:45:00 | 1.01493 | 0.75 | 05.12.2016 02:15:00 | 1.01438 | \$ 4744.24 |
| 1248 | Sell | 05.12.2016 00:50:00 | 1.01545 | 0.75 | 05.12.2016 02:15:00 | 1.01421 | \$ 10705.52 |
| 1376 | Sell | 05.12.2016 02:10:00 | 113.734 | 0.36 | 05.12.2016 02:42:00 | 113.676 | \$ 1643.38 |
| 1377 | Sell | 05.12.2016 02:20:00 | 113.753 | 0.36 | 05.12.2016 02:42:00 | 113.664 | \$ 2759.38 |
| 1375 | Sell | 05.12.2016 02:05:00 | 113.602 | 0.37 | 05.12.2016 04:30:00 | 113.651 | \$ -2269.97 |
| 1374 | Sell | 05.12.2016 02:00:00 | 113.532 | 0.37 | 05.12.2016 04:30:00 | 113.638 | \$ -4378.97 |
| 2063 | Buy | 05.12.2016 00:40:00 | 0.74304 | 0.16 | 05.12.2016 05:15:00 | 0.74391 | \$ 1269.31 |
| 2062 | Buy | 05.12.2016 00:35:00 | 0.74371 | 0.16 | 05.12.2016 05:15:00 | 0.74378 | \$ -79.59 |
| 2061 | Buy | 05.12.2016 00:30:00 | 0.74389 | 0.16 | 05.12.2016 05:15:00 | 0.74374 | \$ -450.53 |
| 1831 | Sell | 05.12.2016 00:45:00 | 1.33315 | 0.15 | 05.12.2016 05:35:00 | 1.33395 | \$ -1144.22 |
| 1830 | Sell | 05.12.2016 00:40:00 | 1.33217 | 0.15 | 05.12.2016 05:35:00 | 1.33397 | \$ -2342.91 |
| 1829 | Sell | 05.12.2016 00:35:00 | 1.33161 | 0.15 | 05.12.2016 05:35:00 | 1.33408 | \$ -3146.04 |
| 1828 | Sell | 05.12.2016 00:30:00 | 1.33114 | 0.15 | 05.12.2016 05:35:00 | 1.33397 | \$ -3577.57 |
| 1245 | Sell | 05.12.2016 00:30:00 | 1.01355 | 0.76 | 05.12.2016 07:05:00 | 1.01613 | \$ -22594.78 |
| 2065 | Buy | 05.12.2016 23:30:00 | 0.74677 | 0.16 | 06.12.2016 00:30:00 | 0.74757 | \$ 1115.7 |
| 1834 | Sell | 05.12.2016 22:50:00 | 1.32757 | 0.15 | 06.12.2016 01:30:00 | 1.32661 | \$ 920.92 |
| 1833 | Sell | 05.12.2016 22:15:00 | 1.32721 | 0.15 | 06.12.2016 01:30:00 | 1.3267 | \$ 381.5 |
| 1832 | Sell | 05.12.2016 22:10:00 | 1.32705 | 0.15 | 06.12.2016 01:30:00 | 1.32672 | \$ 165.74 |
| 1824 | Buy | 06.12.2016 01:45:00 | 1.07542 | 0.93 | 06.12.2016 04:35:00 | 1.07661 | \$ 11661.85 |
| 1823 | Buy | 06.12.2016 01:00:00 | 1.07583 | 0.94 | 06.12.2016 04:35:00 | 1.07673 | \$ 8914.72 |
| 1822 | Buy | 05.12.2016 22:50:00 | 1.0761 | 0.95 | 06.12.2016 04:35:00 | 1.07663 | \$ 4747.06 |
| 1821 | Buy | 05.12.2016 22:35:00 | 1.07641 | 0.96 | 06.12.2016 04:35:00 | 1.07657 | \$ 1054.11 |
| 544 | Buy | 05.12.2016 23:00:00 | 0.84566 | 0.19 | 06.12.2016 09:05:00 | 0.84243 | \$ -8689.15 |
| 545 | Buy | 05.12.2016 23:30:00 | 0.84545 | 0.19 | 06.12.2016 09:35:00 | 0.84317 | \$ -6232.19 |
| 546 | Buy | 06.12.2016 00:00:00 | 0.84527 | 0.19 | 06.12.2016 10:05:00 | 0.84385 | \$ -3907.16 |
| 547 | Buy | 06.12.2016 01:00:00 | 0.84508 | 0.19 | 06.12.2016 10:15:00 | 0.84484 | \$ -855.37 |
| 2502 | Sell | 06.12.2016 22:00:00 | 122.255 | 2.47 | 07.12.2016 00:00:00 | 122.178 | \$ 15448.47 |
| 1378 | Sell | 07.12.2016 21:25:00 | 113.958 | 0.37 | 07.12.2016 23:09:00 | 113.841 | \$ 3872.03 |
| 2505 | Sell | 07.12.2016 21:50:00 | 122.509 | 2.43 | 07.12.2016 23:20:00 | 122.378 | \$ 28855.93 |
| 2504 | Sell | 07.12.2016 21:35:00 | 122.492 | 2.45 | 07.12.2016 23:20:00 | 122.397 | \$ 20273.68 |
| 2503 | Sell | 07.12.2016 21:30:00 | 122.487 | 2.47 | 07.12.2016 23:20:00 | 122.393 | \$ 20192.65 |
| 548 | Buy | 08.12.2016 00:00:00 | 0.85157 | 0.19 | 08.12.2016 01:45:00 | 0.85225 | \$ 1524.0 |
| 2198 | Sell | 07.12.2016 22:20:00 | 1.26263 | 1.81 | 08.12.2016 01:45:00 | 1.26153 | \$ 19187.42 |
| 2197 | Sell | 07.12.2016 22:00:00 | 1.26211 | 1.82 | 08.12.2016 01:45:00 | 1.26161 | \$ 7781.23 |
| 2196 | Sell | 07.12.2016 21:50:00 | 1.262 | 1.84 | 08.12.2016 01:45:00 | 1.26158 | \$ 6314.92 |
| 2195 | Sell | 07.12.2016 21:30:00 | 1.26176 | 1.85 | 08.12.2016 01:45:00 | 1.26152 | \$ 2838.65 |
| 2199 | Sell | 08.12.2016 02:30:00 | 1.26468 | 1.86 | 08.12.2016 04:07:00 | 1.2644 | \$ 5490.43 |
| 2200 | Sell | 08.12.2016 22:00:00 | 1.25883 | 1.86 | 08.12.2016 22:59:00 | 1.25832 | \$ 10000.43 |
| 2201 | Sell | 08.12.2016 22:15:00 | 1.25898 | 1.85 | 08.12.2016 22:59:00 | 1.2583 | \$ 13262.21 |
| 2202 | Sell | 08.12.2016 22:20:00 | 1.25924 | 1.83 | 08.12.2016 22:59:00 | 1.25844 | \$ 15433.93 |
| 1382 | Buy | 08.12.2016 23:45:00 | 113.945 | 0.36 | 09.12.2016 00:40:00 | 114.068 | \$ 3920.38 |
| 1381 | Buy | 08.12.2016 22:25:00 | 113.965 | 0.36 | 09.12.2016 00:40:00 | 114.069 | \$ 3236.38 |
| 1380 | Buy | 08.12.2016 22:20:00 | 113.991 | 0.37 | 09.12.2016 00:40:00 | 114.069 | \$ 2364.28 |
| 1379 | Buy | 08.12.2016 22:05:00 | 114.018 | 0.37 | 09.12.2016 00:40:00 | 114.083 | \$ 1883.28 |
| 1825 | Sell | 08.12.2016 22:10:00 | 1.06197 | 0.97 | 09.12.2016 00:45:00 | 1.06091 | \$ 10759.87 |
| 1249 | Buy | 08.12.2016 22:05:00 | 1.01599 | 0.75 | 09.12.2016 03:50:00 | 1.01715 | \$ 10002.71 |
| 1828 | Sell | 09.12.2016 02:00:00 | 1.06209 | 0.96 | 09.12.2016 03:50:00 | 1.0602 | \$ 19127.95 |
| 1827 | Sell | 09.12.2016 01:55:00 | 1.06188 | 0.97 | 09.12.2016 03:50:00 | 1.06021 | \$ 17077.47 |
| 1826 | Sell | 09.12.2016 01:40:00 | 1.06179 | 0.98 | 09.12.2016 03:50:00 | 1.06016 | \$ 16840.27 |
| 2506 | Sell | 09.12.2016 01:00:00 | 121.11 | 2.52 | 09.12.2016 11:00:00 | 121.554 | \$ -114940.25 |
| 2509 | Sell | 09.12.2016 02:15:00 | 121.211 | 2.45 | 09.12.2016 11:05:00 | 121.464 | \$ -64954.52 |
| 2508 | Sell | 09.12.2016 01:15:00 | 121.161 | 2.48 | 09.12.2016 11:05:00 | 121.461 | \$ -77404.69 |
| 2507 | Sell | 09.12.2016 01:05:00 | 121.138 | 2.5 | 09.12.2016 11:05:00 | 121.469 | \$ -85778.48 |
| 2203 | Sell | 12.12.2016 00:35:00 | 1.25908 | 1.87 | 12.12.2016 01:34:00 | 1.2588 | \$ 5519.95 |
| 2204 | Sell | 12.12.2016 00:50:00 | 1.25937 | 1.86 | 12.12.2016 01:34:00 | 1.25895 | \$ 8235.64 |

| | | | | | | | |
|------|------|---------------------|---------|------|---------------------|---------|---------------|
| 1250 | Buy | 12.12.2016 00:00:00 | 1.01786 | 0.75 | 12.12.2016 02:10:00 | 1.01856 | \$ 6039.4 |
| 2206 | Buy | 12.12.2016 22:10:00 | 1.26675 | 1.86 | 13.12.2016 00:40:00 | 1.26838 | \$ 31153.84 |
| 2205 | Buy | 12.12.2016 22:00:00 | 1.26703 | 1.88 | 13.12.2016 00:40:00 | 1.26828 | \$ 23960.83 |
| 2209 | Buy | 13.12.2016 23:00:00 | 1.26543 | 1.85 | 14.12.2016 02:15:00 | 1.26642 | \$ 18509.95 |
| 2208 | Buy | 13.12.2016 21:40:00 | 1.26615 | 1.87 | 14.12.2016 02:15:00 | 1.26636 | \$ 3340.06 |
| 2207 | Buy | 13.12.2016 21:30:00 | 1.26641 | 1.89 | 14.12.2016 02:15:00 | 1.26622 | \$ -4590.57 |
| 1383 | Buy | 14.12.2016 02:30:00 | 115.042 | 0.37 | 14.12.2016 03:15:00 | 115.306 | \$ 9311.03 |
| 1384 | Sell | 14.12.2016 21:25:00 | 116.248 | 0.36 | 14.12.2016 21:31:00 | 116.185 | \$ 1823.38 |
| 2210 | Buy | 14.12.2016 21:30:00 | 1.26224 | 1.89 | 14.12.2016 21:50:00 | 1.2626 | \$ 7169.72 |
| 2211 | Buy | 14.12.2016 21:35:00 | 1.26166 | 1.88 | 14.12.2016 21:50:00 | 1.26252 | \$ 17037.03 |
| 2069 | Buy | 14.12.2016 22:00:00 | 0.74219 | 0.16 | 15.12.2016 01:50:00 | 0.74119 | \$ -1990.46 |
| 2068 | Buy | 14.12.2016 21:55:00 | 0.74424 | 0.16 | 15.12.2016 01:50:00 | 0.74113 | \$ -5548.14 |
| 2067 | Buy | 14.12.2016 21:35:00 | 0.74513 | 0.16 | 15.12.2016 01:50:00 | 0.74119 | \$ -6947.62 |
| 2066 | Buy | 14.12.2016 21:30:00 | 0.74534 | 0.16 | 15.12.2016 01:50:00 | 0.74106 | \$ -7520.9 |
| 1385 | Sell | 14.12.2016 21:35:00 | 116.174 | 0.37 | 15.12.2016 02:07:00 | 117.459 | \$ -48462.62 |
| 1386 | Sell | 14.12.2016 21:55:00 | 116.273 | 0.36 | 15.12.2016 02:16:00 | 117.569 | \$ -47548.82 |
| 1387 | Sell | 14.12.2016 22:00:00 | 116.354 | 0.36 | 15.12.2016 02:17:00 | 117.66 | \$ -47908.82 |
| 2215 | Buy | 14.12.2016 22:10:00 | 1.25903 | 1.84 | 15.12.2016 03:55:00 | 1.25369 | \$ -105892.91 |
| 2214 | Buy | 14.12.2016 22:05:00 | 1.25991 | 1.87 | 15.12.2016 03:55:00 | 1.25378 | \$ -123186.48 |
| 2213 | Buy | 14.12.2016 22:00:00 | 1.26003 | 1.88 | 15.12.2016 03:55:00 | 1.25382 | \$ -125430.07 |
| 2212 | Buy | 14.12.2016 21:55:00 | 1.26129 | 1.9 | 15.12.2016 03:55:00 | 1.25388 | \$ -150789.93 |
| 1254 | Sell | 14.12.2016 22:00:00 | 1.01866 | 0.72 | 15.12.2016 04:00:00 | 1.02275 | \$ -35153.5 |
| 1253 | Sell | 14.12.2016 21:55:00 | 1.0176 | 0.73 | 15.12.2016 04:00:00 | 1.02276 | \$ -44639.52 |
| 1252 | Sell | 14.12.2016 21:35:00 | 1.01711 | 0.74 | 15.12.2016 04:00:00 | 1.0227 | \$ -48916.48 |
| 1251 | Sell | 14.12.2016 21:30:00 | 1.01664 | 0.74 | 15.12.2016 04:00:00 | 1.02256 | \$ -51729.51 |
| 1388 | Sell | 14.12.2016 22:10:00 | 116.593 | 0.35 | 15.12.2016 04:00:00 | 117.458 | \$ -31143.02 |
| 1832 | Buy | 14.12.2016 22:00:00 | 1.05579 | 0.94 | 15.12.2016 04:00:00 | 1.05135 | \$ -45637.37 |
| 1831 | Buy | 14.12.2016 21:55:00 | 1.05728 | 0.96 | 15.12.2016 04:00:00 | 1.05134 | \$ -61782.38 |
| 1830 | Buy | 14.12.2016 21:35:00 | 1.05814 | 0.97 | 15.12.2016 04:00:00 | 1.05137 | \$ -70909.69 |
| 1829 | Buy | 14.12.2016 21:30:00 | 1.05849 | 0.98 | 15.12.2016 04:00:00 | 1.05141 | \$ -74842.01 |
| 1838 | Sell | 14.12.2016 22:30:00 | 1.32709 | 0.14 | 15.12.2016 05:50:00 | 1.3284 | \$ -1763.31 |
| 1837 | Sell | 14.12.2016 22:20:00 | 1.3256 | 0.15 | 15.12.2016 05:50:00 | 1.3284 | \$ -3675.31 |
| 1836 | Sell | 14.12.2016 22:00:00 | 1.32536 | 0.15 | 15.12.2016 05:50:00 | 1.32852 | \$ -4106.83 |
| 1835 | Sell | 14.12.2016 21:25:00 | 1.32449 | 0.15 | 15.12.2016 05:50:00 | 1.32832 | \$ -4909.96 |
| 2070 | Sell | 15.12.2016 21:40:00 | 0.73647 | 0.16 | 15.12.2016 22:15:00 | 0.73555 | \$ 1354.13 |
| 1842 | Buy | 15.12.2016 22:00:00 | 1.33417 | 0.14 | 15.12.2016 22:34:00 | 1.33469 | \$ 408.54 |
| 1833 | Sell | 15.12.2016 21:30:00 | 1.04225 | 0.91 | 15.12.2016 22:35:00 | 1.04189 | \$ 3453.66 |
| 1834 | Sell | 15.12.2016 21:35:00 | 1.04246 | 0.9 | 15.12.2016 22:35:00 | 1.04194 | \$ 4933.79 |
| 1835 | Sell | 15.12.2016 21:40:00 | 1.04269 | 0.89 | 15.12.2016 22:35:00 | 1.04183 | \$ 8069.08 |
| 1256 | Buy | 15.12.2016 21:35:00 | 1.02972 | 0.69 | 15.12.2016 22:37:00 | 1.02992 | \$ 1582.58 |
| 1257 | Buy | 15.12.2016 21:40:00 | 1.02959 | 0.69 | 15.12.2016 22:37:00 | 1.03005 | \$ 3648.88 |
| 1836 | Sell | 16.12.2016 01:10:00 | 1.04209 | 0.91 | 16.12.2016 02:05:00 | 1.04125 | \$ 8058.53 |
| 1260 | Buy | 16.12.2016 00:25:00 | 1.02916 | 0.69 | 16.12.2016 02:10:00 | 1.03033 | \$ 9291.5 |
| 1259 | Buy | 16.12.2016 00:10:00 | 1.02945 | 0.69 | 16.12.2016 02:10:00 | 1.03023 | \$ 6192.04 |
| 1258 | Buy | 16.12.2016 00:05:00 | 1.0295 | 0.69 | 16.12.2016 02:10:00 | 1.03027 | \$ 6112.56 |
| 1255 | Buy | 15.12.2016 21:25:00 | 1.02985 | 0.7 | 16.12.2016 02:10:00 | 1.03033 | \$ 3853.33 |
| 1843 | Buy | 15.12.2016 23:40:00 | 1.3338 | 0.14 | 16.12.2016 02:10:00 | 1.33372 | \$ -301.72 |
| 1841 | Buy | 15.12.2016 21:55:00 | 1.33453 | 0.14 | 16.12.2016 02:10:00 | 1.33372 | \$ -1118.0 |
| 1840 | Buy | 15.12.2016 21:50:00 | 1.33474 | 0.14 | 16.12.2016 02:10:00 | 1.33375 | \$ -1319.26 |
| 1839 | Buy | 15.12.2016 21:45:00 | 1.33482 | 0.14 | 16.12.2016 02:10:00 | 1.33368 | \$ -1487.0 |
| 2513 | Sell | 16.12.2016 00:25:00 | 123.198 | 2.3 | 16.12.2016 02:25:00 | 123.113 | \$ 16716.45 |
| 2512 | Sell | 16.12.2016 00:20:00 | 123.165 | 2.33 | 16.12.2016 02:25:00 | 123.108 | \$ 10411.4 |
| 2511 | Sell | 15.12.2016 23:05:00 | 123.053 | 2.36 | 16.12.2016 02:25:00 | 123.115 | \$ -18062.33 |
| 2510 | Sell | 15.12.2016 23:00:00 | 123.024 | 2.38 | 16.12.2016 02:25:00 | 123.116 | \$ -25354.83 |
| 1391 | Sell | 19.12.2016 21:35:00 | 117.362 | 0.32 | 19.12.2016 22:35:00 | 117.024 | \$ 10420.78 |
| 1390 | Sell | 19.12.2016 21:30:00 | 117.327 | 0.33 | 19.12.2016 22:35:00 | 117.013 | \$ 9954.43 |
| 1389 | Sell | 19.12.2016 21:25:00 | 117.263 | 0.33 | 19.12.2016 22:35:00 | 117.021 | \$ 7578.43 |
| 1392 | Sell | 19.12.2016 23:30:00 | 117.211 | 0.33 | 20.12.2016 00:30:00 | 117.189 | \$ 181.48 |
| 552 | Buy | 19.12.2016 21:55:00 | 0.83867 | 0.19 | 20.12.2016 00:40:00 | 0.8395 | \$ 1811.08 |
| 551 | Buy | 19.12.2016 21:40:00 | 0.83909 | 0.19 | 20.12.2016 00:40:00 | 0.8395 | \$ 724.85 |

| | | | | | | | |
|------|------|---------------------|---------|------|---------------------|---------|--------------|
| 550 | Buy | 19.12.2016 21:30:00 | 0.83932 | 0.19 | 20.12.2016 00:40:00 | 0.83954 | \$ 233.46 |
| 549 | Buy | 19.12.2016 21:25:00 | 0.83948 | 0.19 | 20.12.2016 00:40:00 | 0.83952 | \$ -232.07 |
| 1264 | Sell | 19.12.2016 21:50:00 | 1.0268 | 0.69 | 20.12.2016 02:35:00 | 1.02652 | \$ 1827.63 |
| 1263 | Sell | 19.12.2016 21:40:00 | 1.02668 | 0.7 | 20.12.2016 02:35:00 | 1.02668 | \$ -403.68 |
| 1262 | Sell | 19.12.2016 21:30:00 | 1.02637 | 0.7 | 20.12.2016 02:35:00 | 1.02659 | \$ -2177.66 |
| 1261 | Sell | 19.12.2016 21:25:00 | 1.02566 | 0.71 | 20.12.2016 02:35:00 | 1.02671 | \$ -8997.15 |
| 1394 | Buy | 20.12.2016 21:35:00 | 117.7 | 0.33 | 20.12.2016 23:40:00 | 117.862 | \$ 4938.43 |
| 1393 | Buy | 20.12.2016 21:30:00 | 117.712 | 0.33 | 20.12.2016 23:40:00 | 117.855 | \$ 4311.43 |
| 2514 | Buy | 20.12.2016 21:30:00 | 122.303 | 2.39 | 20.12.2016 23:45:00 | 122.452 | \$ 32687.91 |
| 2217 | Sell | 20.12.2016 22:10:00 | 1.23691 | 1.76 | 21.12.2016 01:55:00 | 1.23604 | \$ 15558.2 |
| 2216 | Sell | 20.12.2016 22:05:00 | 1.23665 | 1.77 | 21.12.2016 01:55:00 | 1.23607 | \$ 10235.23 |
| 1844 | Buy | 23.12.2016 00:00:00 | 1.34817 | 0.14 | 23.12.2016 02:55:00 | 1.3489 | \$ 643.36 |
| 1837 | Buy | 22.12.2016 21:30:00 | 1.04331 | 0.91 | 23.12.2016 03:05:00 | 1.04412 | \$ 7232.15 |
| 2515 | Buy | 22.12.2016 21:30:00 | 122.712 | 2.4 | 23.12.2016 04:00:00 | 122.686 | \$ -10272.43 |
| 1265 | Buy | 26.12.2016 00:00:00 | 1.02396 | 0.7 | 26.12.2016 03:10:00 | 1.02669 | \$ 22003.71 |
| 2218 | Sell | 27.12.2016 21:25:00 | 1.22805 | 1.78 | 27.12.2016 22:55:00 | 1.227 | \$ 19703.56 |
| 1397 | Buy | 28.12.2016 21:45:00 | 117.094 | 0.33 | 28.12.2016 22:11:00 | 117.115 | \$ 285.43 |
| 2220 | Sell | 28.12.2016 22:35:00 | 1.22289 | 1.77 | 28.12.2016 23:50:00 | 1.22261 | \$ 5224.77 |
| 1398 | Buy | 28.12.2016 22:30:00 | 117.096 | 0.33 | 29.12.2016 00:00:00 | 117.24 | \$ 4171.18 |
| 1396 | Buy | 28.12.2016 21:40:00 | 117.121 | 0.33 | 29.12.2016 00:00:00 | 117.257 | \$ 3907.18 |
| 1395 | Buy | 28.12.2016 21:25:00 | 117.133 | 0.34 | 29.12.2016 00:00:00 | 117.248 | \$ 3311.58 |
| 554 | Sell | 28.12.2016 21:30:00 | 0.85185 | 0.19 | 29.12.2016 00:05:00 | 0.85088 | \$ 2191.2 |
| 553 | Sell | 28.12.2016 21:25:00 | 0.85175 | 0.19 | 29.12.2016 00:05:00 | 0.8508 | \$ 2139.43 |
| 2518 | Sell | 28.12.2016 23:55:00 | 122.074 | 2.37 | 29.12.2016 00:25:00 | 121.734 | \$ 76101.39 |
| 2517 | Sell | 28.12.2016 23:50:00 | 122.043 | 2.39 | 29.12.2016 00:25:00 | 121.745 | \$ 66706.05 |
| 2516 | Sell | 28.12.2016 23:30:00 | 122.036 | 2.41 | 29.12.2016 00:25:00 | 121.742 | \$ 66300.55 |
| 2219 | Sell | 28.12.2016 22:30:00 | 1.2227 | 1.78 | 29.12.2016 01:46:00 | 1.22225 | \$ 6671.95 |
| 2221 | Sell | 29.12.2016 01:30:00 | 1.22405 | 1.77 | 29.12.2016 01:46:00 | 1.22223 | \$ 33960.97 |
| 1266 | Buy | 28.12.2016 21:25:00 | 1.02864 | 0.71 | 29.12.2016 07:25:00 | 1.02571 | \$ -23997.24 |
| 1838 | Sell | 28.12.2016 21:25:00 | 1.04082 | 0.92 | 29.12.2016 07:25:00 | 1.04597 | \$ -50176.26 |
| 1269 | Buy | 28.12.2016 22:20:00 | 1.02796 | 0.7 | 29.12.2016 07:50:00 | 1.02602 | \$ -15677.35 |
| 1268 | Buy | 28.12.2016 22:15:00 | 1.02821 | 0.7 | 29.12.2016 07:50:00 | 1.02603 | \$ -17612.35 |
| 1267 | Buy | 28.12.2016 21:45:00 | 1.02838 | 0.71 | 29.12.2016 07:50:00 | 1.02593 | \$ -20071.93 |
| 1839 | Sell | 28.12.2016 21:45:00 | 1.04108 | 0.92 | 29.12.2016 07:50:00 | 1.04561 | \$ -44162.93 |
| 1840 | Sell | 28.12.2016 22:15:00 | 1.04145 | 0.91 | 29.12.2016 08:15:00 | 1.04573 | \$ -41284.52 |
| 1841 | Sell | 28.12.2016 22:20:00 | 1.04155 | 0.9 | 29.12.2016 08:25:00 | 1.04579 | \$ -40451.33 |
| 1399 | Sell | 29.12.2016 22:10:00 | 116.643 | 0.34 | 29.12.2016 23:45:00 | 116.571 | \$ 2028.08 |
| 2519 | Sell | 29.12.2016 21:30:00 | 122.3 | 2.46 | 30.12.2016 00:00:00 | 122.241 | \$ 10956.57 |
| 557 | Buy | 29.12.2016 23:00:00 | 0.8547 | 0.19 | 30.12.2016 00:55:00 | 0.8556 | \$ 1992.11 |
| 556 | Buy | 29.12.2016 22:20:00 | 0.85542 | 0.19 | 30.12.2016 00:55:00 | 0.85557 | \$ 52.42 |
| 555 | Buy | 29.12.2016 22:00:00 | 0.85558 | 0.19 | 30.12.2016 00:55:00 | 0.85564 | \$ -180.35 |
| 2222 | Sell | 30.12.2016 02:15:00 | 1.22895 | 1.8 | 30.12.2016 04:10:00 | 1.22843 | \$ 9867.59 |
| 2520 | Buy | 02.01.2017 01:11:00 | 122.852 | 2.45 | 02.01.2017 01:32:00 | 122.877 | \$ 3115.3 |
| 1845 | Sell | 02.01.2017 02:00:00 | 1.34255 | 0.14 | 02.01.2017 04:05:00 | 1.34171 | \$ 766.86 |
| 1400 | Buy | 03.01.2017 00:30:00 | 117.326 | 0.34 | 03.01.2017 02:03:00 | 117.4 | \$ 2096.08 |
| 1401 | Buy | 03.01.2017 01:00:00 | 117.307 | 0.34 | 03.01.2017 02:03:00 | 117.408 | \$ 3014.08 |
| 1402 | Buy | 03.01.2017 01:05:00 | 117.251 | 0.33 | 03.01.2017 02:03:00 | 117.409 | \$ 4806.43 |
| 2521 | Sell | 04.01.2017 01:30:00 | 122.569 | 2.46 | 04.01.2017 09:05:00 | 122.803 | \$ -60579.44 |
| 1844 | Buy | 04.01.2017 21:40:00 | 1.04554 | 0.85 | 04.01.2017 23:00:00 | 1.04853 | \$ 26781.05 |
| 1843 | Buy | 04.01.2017 21:35:00 | 1.0457 | 0.86 | 04.01.2017 23:00:00 | 1.04866 | \$ 26824.26 |
| 1842 | Buy | 04.01.2017 21:30:00 | 1.04616 | 0.86 | 04.01.2017 23:00:00 | 1.0485 | \$ 21205.67 |
| 1846 | Sell | 04.01.2017 21:25:00 | 1.33162 | 0.14 | 05.01.2017 00:41:00 | 1.33081 | \$ 608.52 |
| 1847 | Sell | 04.01.2017 21:30:00 | 1.33205 | 0.14 | 05.01.2017 00:41:00 | 1.33085 | \$ 1044.84 |
| 1848 | Sell | 04.01.2017 21:35:00 | 1.33317 | 0.14 | 05.01.2017 00:41:00 | 1.33089 | \$ 2253.12 |
| 1403 | Sell | 04.01.2017 21:30:00 | 117.6 | 0.34 | 05.01.2017 01:00:00 | 117.324 | \$ 8540.78 |
| 1404 | Sell | 04.01.2017 21:35:00 | 117.668 | 0.34 | 05.01.2017 01:00:00 | 117.33 | \$ 10648.78 |
| 1405 | Sell | 04.01.2017 21:40:00 | 117.728 | 0.33 | 05.01.2017 01:00:00 | 117.328 | \$ 12381.58 |
| 2522 | Buy | 05.01.2017 02:30:00 | 122.804 | 2.44 | 05.01.2017 07:30:00 | 122.668 | \$ -36180.37 |
| 1850 | Sell | 05.01.2017 22:30:00 | 1.32426 | 0.15 | 05.01.2017 23:35:00 | 1.32346 | \$ 773.7 |
| 1849 | Sell | 05.01.2017 22:00:00 | 1.3241 | 0.15 | 05.01.2017 23:35:00 | 1.32327 | \$ 809.66 |

| | | | | | | | |
|------|------|---------------------|---------|------|---------------------|---------|--------------|
| 2223 | Buy | 05.01.2017 22:30:00 | 1.24099 | 1.8 | 05.01.2017 23:35:00 | 1.24203 | \$ 19726.21 |
| 1406 | Buy | 09.01.2017 00:00:00 | 117.009 | 0.35 | 09.01.2017 00:15:00 | 117.066 | \$ 1562.73 |
| 2523 | Buy | 09.01.2017 00:00:00 | 123.237 | 2.42 | 09.01.2017 00:20:00 | 123.3 | \$ 12263.91 |
| 2072 | Sell | 09.01.2017 02:20:00 | 0.73126 | 0.16 | 09.01.2017 05:35:00 | 0.73149 | \$ -585.54 |
| 2071 | Sell | 09.01.2017 02:00:00 | 0.73119 | 0.16 | 09.01.2017 05:35:00 | 0.73149 | \$ -703.61 |
| 1407 | Sell | 10.01.2017 01:30:00 | 116.02 | 0.35 | 10.01.2017 02:16:00 | 115.97 | \$ 1317.73 |
| 1408 | Sell | 10.01.2017 01:35:00 | 116.057 | 0.35 | 10.01.2017 02:16:00 | 115.978 | \$ 2332.73 |
| 2224 | Sell | 10.01.2017 01:00:00 | 1.21725 | 1.8 | 10.01.2017 02:40:00 | 1.2161 | \$ 21822.57 |
| 2525 | Sell | 10.01.2017 01:35:00 | 122.853 | 2.41 | 10.01.2017 04:30:00 | 122.731 | \$ 26441.31 |
| 2524 | Sell | 10.01.2017 01:30:00 | 122.826 | 2.43 | 10.01.2017 04:30:00 | 122.742 | \$ 17427.04 |
| 1851 | Sell | 10.01.2017 21:25:00 | 1.3239 | 0.15 | 10.01.2017 23:05:00 | 1.32322 | \$ 629.85 |
| 2529 | Sell | 11.01.2017 22:25:00 | 122.15 | 2.38 | 11.01.2017 23:15:00 | 121.993 | \$ 34458.64 |
| 2528 | Sell | 11.01.2017 21:45:00 | 122.126 | 2.4 | 11.01.2017 23:15:00 | 121.981 | \$ 31868.69 |
| 2527 | Sell | 11.01.2017 21:35:00 | 122.027 | 2.44 | 11.01.2017 23:15:00 | 121.986 | \$ 7026.37 |
| 2526 | Sell | 11.01.2017 21:30:00 | 122.01 | 2.46 | 11.01.2017 23:15:00 | 121.987 | \$ 2656.31 |
| 2530 | Sell | 12.01.2017 00:30:00 | 122.22 | 2.48 | 12.01.2017 01:20:00 | 122.01 | \$ 49048.99 |
| 2225 | Buy | 12.01.2017 01:30:00 | 1.21957 | 1.81 | 12.01.2017 01:50:00 | 1.22165 | \$ 39671.58 |
| 2531 | Sell | 12.01.2017 22:00:00 | 121.846 | 2.5 | 12.01.2017 23:29:00 | 121.79 | \$ 10953.67 |
| 2228 | Buy | 12.01.2017 21:40:00 | 1.21584 | 1.79 | 12.01.2017 23:50:00 | 1.21642 | \$ 10940.03 |
| 2229 | Buy | 12.01.2017 21:50:00 | 1.2156 | 1.77 | 12.01.2017 23:50:00 | 1.21657 | \$ 18091.83 |
| 559 | Buy | 12.01.2017 23:45:00 | 0.87214 | 0.19 | 13.01.2017 00:50:00 | 0.87271 | \$ 1138.65 |
| 558 | Buy | 12.01.2017 23:30:00 | 0.87237 | 0.19 | 13.01.2017 00:50:00 | 0.8727 | \$ 517.94 |
| 2075 | Buy | 13.01.2017 00:00:00 | 0.74841 | 0.16 | 13.01.2017 03:15:00 | 0.74918 | \$ 1100.7 |
| 2074 | Buy | 12.01.2017 22:20:00 | 0.74883 | 0.16 | 13.01.2017 03:15:00 | 0.74908 | \$ 188.34 |
| 2073 | Buy | 12.01.2017 22:00:00 | 0.74905 | 0.16 | 13.01.2017 03:15:00 | 0.74914 | \$ -81.44 |
| 1412 | Sell | 12.01.2017 21:50:00 | 114.508 | 0.35 | 13.01.2017 06:20:00 | 114.992 | \$ -17517.52 |
| 1411 | Sell | 12.01.2017 21:45:00 | 114.484 | 0.35 | 13.01.2017 06:20:00 | 114.98 | \$ -17937.52 |
| 1410 | Sell | 12.01.2017 21:40:00 | 114.452 | 0.35 | 13.01.2017 06:20:00 | 114.985 | \$ -19232.52 |
| 1409 | Sell | 12.01.2017 21:35:00 | 114.388 | 0.36 | 13.01.2017 06:20:00 | 114.976 | \$ -21762.02 |
| 2227 | Buy | 12.01.2017 21:35:00 | 1.21669 | 1.8 | 13.01.2017 06:35:00 | 1.21607 | \$ -12528.0 |
| 2226 | Buy | 12.01.2017 21:25:00 | 1.21685 | 1.82 | 13.01.2017 06:35:00 | 1.21609 | \$ -15352.15 |
| 1271 | Sell | 12.01.2017 22:05:00 | 1.01091 | 0.71 | 13.01.2017 06:45:00 | 1.01043 | \$ 3516.36 |
| 1270 | Sell | 12.01.2017 22:00:00 | 1.01025 | 0.71 | 13.01.2017 06:45:00 | 1.01026 | \$ -491.24 |
| 1848 | Buy | 12.01.2017 22:05:00 | 1.06133 | 0.86 | 13.01.2017 06:45:00 | 1.06127 | \$ -1049.38 |
| 1847 | Buy | 12.01.2017 21:45:00 | 1.06274 | 0.88 | 13.01.2017 06:45:00 | 1.06129 | \$ -13963.26 |
| 1846 | Buy | 12.01.2017 21:40:00 | 1.06285 | 0.89 | 13.01.2017 06:45:00 | 1.06133 | \$ -14778.42 |
| 1845 | Buy | 12.01.2017 21:35:00 | 1.06336 | 0.9 | 13.01.2017 06:45:00 | 1.06135 | \$ -19591.51 |
| 2532 | Buy | 16.01.2017 00:30:00 | 121.429 | 2.51 | 16.01.2017 01:10:00 | 121.511 | \$ 17534.28 |
| 2230 | Buy | 16.01.2017 00:30:00 | 1.20313 | 1.82 | 16.01.2017 01:15:00 | 1.20372 | \$ 11315.17 |
| 1849 | Buy | 16.01.2017 00:30:00 | 1.06154 | 0.88 | 16.01.2017 02:11:00 | 1.06239 | \$ 7882.05 |
| 2231 | Buy | 16.01.2017 01:20:00 | 1.20296 | 1.82 | 16.01.2017 02:14:00 | 1.20396 | \$ 19178.25 |
| 2534 | Buy | 16.01.2017 01:35:00 | 121.336 | 2.49 | 16.01.2017 02:50:00 | 121.623 | \$ 68441.53 |
| 2533 | Buy | 16.01.2017 01:25:00 | 121.4 | 2.52 | 16.01.2017 02:50:00 | 121.62 | \$ 52380.62 |
| 1272 | Sell | 16.01.2017 00:30:00 | 1.01068 | 0.71 | 16.01.2017 03:35:00 | 1.0103 | \$ 3100.82 |
| 560 | Sell | 16.01.2017 00:30:00 | 0.88222 | 0.19 | 16.01.2017 05:40:00 | 0.88241 | \$ -726.55 |
| 2232 | Buy | 17.01.2017 01:00:00 | 1.20215 | 1.83 | 17.01.2017 01:10:00 | 1.20261 | \$ 8870.47 |
| 561 | Sell | 17.01.2017 01:00:00 | 0.88156 | 0.19 | 17.01.2017 03:05:00 | 0.87998 | \$ 3855.78 |
| 1413 | Buy | 17.01.2017 02:30:00 | 113.94 | 0.34 | 17.01.2017 04:04:00 | 114.174 | \$ 7536.08 |
| 1850 | Buy | 18.01.2017 02:00:00 | 1.06966 | 0.89 | 18.01.2017 03:00:00 | 1.07095 | \$ 12098.11 |
| 1417 | Sell | 18.01.2017 01:55:00 | 112.907 | 0.34 | 18.01.2017 03:05:00 | 112.682 | \$ 7230.08 |
| 1416 | Sell | 18.01.2017 01:45:00 | 112.891 | 0.34 | 18.01.2017 03:05:00 | 112.676 | \$ 6890.08 |
| 1415 | Sell | 18.01.2017 01:40:00 | 112.837 | 0.35 | 18.01.2017 03:05:00 | 112.666 | \$ 5552.73 |
| 1414 | Sell | 18.01.2017 01:00:00 | 112.788 | 0.35 | 18.01.2017 03:05:00 | 112.677 | \$ 3452.73 |
| 2076 | Buy | 18.01.2017 02:00:00 | 0.75501 | 0.16 | 18.01.2017 05:20:00 | 0.75496 | \$ -281.91 |
| 1854 | Sell | 18.01.2017 01:45:00 | 1.30618 | 0.15 | 18.01.2017 05:30:00 | 1.30655 | \$ -628.77 |
| 1853 | Sell | 18.01.2017 01:40:00 | 1.30597 | 0.15 | 18.01.2017 05:30:00 | 1.30645 | \$ -760.63 |
| 1852 | Sell | 18.01.2017 01:30:00 | 1.30578 | 0.15 | 18.01.2017 05:30:00 | 1.30643 | \$ -964.41 |
| 563 | Sell | 18.01.2017 00:40:00 | 0.8638 | 0.19 | 18.01.2017 07:25:00 | 0.8664 | \$ -6965.75 |
| 562 | Sell | 18.01.2017 00:35:00 | 0.86354 | 0.2 | 18.01.2017 07:25:00 | 0.8663 | \$ -7768.39 |
| 1275 | Sell | 18.01.2017 23:55:00 | 1.00751 | 0.7 | 19.01.2017 00:50:00 | 1.00673 | \$ 5092.54 |

| | | | | | | | |
|------|------|---------------------|---------|------|---------------------|---------|--------------|
| 1274 | Sell | 18.01.2017 23:15:00 | 1.00727 | 0.71 | 19.01.2017 00:50:00 | 1.00677 | \$ 2875.24 |
| 1273 | Sell | 18.01.2017 22:30:00 | 1.00706 | 0.71 | 19.01.2017 00:50:00 | 1.0069 | \$ 94.46 |
| 2079 | Buy | 18.01.2017 23:55:00 | 0.75043 | 0.16 | 19.01.2017 01:05:00 | 0.75167 | \$ 1786.44 |
| 2078 | Buy | 18.01.2017 23:10:00 | 0.75079 | 0.16 | 19.01.2017 01:05:00 | 0.75153 | \$ 943.38 |
| 2077 | Buy | 18.01.2017 22:30:00 | 0.75097 | 0.16 | 19.01.2017 01:05:00 | 0.75157 | \$ 707.33 |
| 1856 | Buy | 19.01.2017 01:35:00 | 1.32547 | 0.15 | 19.01.2017 03:07:00 | 1.32572 | \$ 114.26 |
| 1855 | Buy | 19.01.2017 01:30:00 | 1.32564 | 0.15 | 19.01.2017 04:37:00 | 1.32604 | \$ 293.96 |
| 1277 | Buy | 19.01.2017 22:10:00 | 1.00595 | 0.71 | 19.01.2017 22:38:00 | 1.00641 | \$ 3754.64 |
| 1853 | Sell | 19.01.2017 22:10:00 | 1.06686 | 0.86 | 19.01.2017 22:38:00 | 1.06664 | \$ 1994.6 |
| 2536 | Buy | 19.01.2017 22:10:00 | 122.352 | 2.51 | 19.01.2017 23:50:00 | 122.484 | \$ 30060.91 |
| 2535 | Buy | 19.01.2017 22:00:00 | 122.37 | 2.53 | 19.01.2017 23:50:00 | 122.47 | \$ 22204.06 |
| 1421 | Buy | 19.01.2017 21:50:00 | 114.852 | 0.34 | 20.01.2017 00:15:00 | 114.904 | \$ 1288.58 |
| 1420 | Buy | 19.01.2017 21:40:00 | 114.97 | 0.34 | 20.01.2017 00:15:00 | 114.897 | \$ -2961.42 |
| 1419 | Buy | 19.01.2017 21:35:00 | 115.064 | 0.34 | 20.01.2017 00:15:00 | 114.899 | \$ -6089.42 |
| 1418 | Buy | 19.01.2017 21:30:00 | 115.109 | 0.34 | 20.01.2017 00:15:00 | 114.893 | \$ -7823.42 |
| 1854 | Sell | 19.01.2017 22:40:00 | 1.06643 | 0.87 | 20.01.2017 00:30:00 | 1.06588 | \$ 4972.99 |
| 1852 | Sell | 19.01.2017 22:05:00 | 1.06618 | 0.87 | 20.01.2017 00:30:00 | 1.06591 | \$ 2404.89 |
| 1851 | Sell | 19.01.2017 22:00:00 | 1.06595 | 0.88 | 20.01.2017 00:30:00 | 1.06589 | \$ 484.3 |
| 1860 | Buy | 19.01.2017 23:05:00 | 1.33112 | 0.15 | 20.01.2017 00:35:00 | 1.33209 | \$ 934.67 |
| 1859 | Buy | 19.01.2017 22:10:00 | 1.33139 | 0.15 | 20.01.2017 00:35:00 | 1.33205 | \$ 563.28 |
| 1858 | Buy | 19.01.2017 22:05:00 | 1.33169 | 0.15 | 20.01.2017 00:35:00 | 1.33197 | \$ 108.03 |
| 1857 | Buy | 19.01.2017 22:00:00 | 1.33191 | 0.15 | 20.01.2017 00:35:00 | 1.33204 | \$ -71.69 |
| 1280 | Buy | 20.01.2017 00:05:00 | 1.0058 | 0.7 | 20.01.2017 01:50:00 | 1.00665 | \$ 6846.15 |
| 1279 | Buy | 19.01.2017 23:30:00 | 1.0062 | 0.71 | 20.01.2017 01:50:00 | 1.00654 | \$ 2763.52 |
| 1278 | Buy | 19.01.2017 22:40:00 | 1.00644 | 0.71 | 20.01.2017 01:50:00 | 1.00673 | \$ 2354.62 |
| 1276 | Buy | 19.01.2017 22:00:00 | 1.00707 | 0.71 | 20.01.2017 01:50:00 | 1.00671 | \$ -2960.88 |
| 2540 | Buy | 23.01.2017 02:00:00 | 121.922 | 2.48 | 23.01.2017 03:05:00 | 122.182 | \$ 61456.41 |
| 2539 | Buy | 23.01.2017 01:55:00 | 121.952 | 2.51 | 23.01.2017 03:05:00 | 122.197 | \$ 58433.93 |
| 2538 | Buy | 23.01.2017 01:45:00 | 121.994 | 2.53 | 23.01.2017 03:05:00 | 122.196 | \$ 48019.75 |
| 2537 | Buy | 23.01.2017 01:30:00 | 122.004 | 2.55 | 23.01.2017 03:05:00 | 122.2 | \$ 46868.82 |
| 1861 | Buy | 23.01.2017 02:00:00 | 1.33034 | 0.15 | 23.01.2017 06:20:00 | 1.32901 | \$ -1778.67 |
| 1422 | Buy | 23.01.2017 00:30:00 | 114.362 | 0.34 | 23.01.2017 06:55:00 | 113.696 | \$ -23063.92 |
| 1423 | Sell | 23.01.2017 23:00:00 | 113.137 | 0.34 | 23.01.2017 23:35:00 | 112.748 | \$ 12806.08 |
| 2544 | Sell | 23.01.2017 23:00:00 | 121.552 | 2.55 | 23.01.2017 23:35:00 | 121.342 | \$ 50450.19 |
| 2543 | Sell | 23.01.2017 22:55:00 | 121.531 | 2.58 | 23.01.2017 23:35:00 | 121.345 | \$ 44852.35 |
| 2542 | Sell | 23.01.2017 22:45:00 | 121.508 | 2.6 | 23.01.2017 23:35:00 | 121.349 | \$ 38180.45 |
| 2541 | Sell | 23.01.2017 22:30:00 | 121.474 | 2.63 | 23.01.2017 23:35:00 | 121.34 | \$ 32047.42 |
| 1281 | Buy | 24.01.2017 00:00:00 | 0.99629 | 0.73 | 24.01.2017 01:40:00 | 0.99684 | \$ 4617.14 |
| 2081 | Sell | 24.01.2017 00:55:00 | 0.75974 | 0.16 | 24.01.2017 02:00:00 | 0.75834 | \$ 2163.74 |
| 2080 | Sell | 24.01.2017 00:30:00 | 0.7592 | 0.16 | 24.01.2017 02:00:00 | 0.75821 | \$ 1472.19 |
| 2234 | Buy | 24.01.2017 02:05:00 | 1.25125 | 1.81 | 24.01.2017 03:06:00 | 1.25173 | \$ 9154.98 |
| 2233 | Buy | 24.01.2017 02:00:00 | 1.25154 | 1.83 | 24.01.2017 04:15:00 | 1.25348 | \$ 37410.23 |
| 2545 | Sell | 24.01.2017 02:30:00 | 121.418 | 2.67 | 24.01.2017 04:55:00 | 121.375 | \$ 8238.85 |
| 1424 | Sell | 24.01.2017 02:30:00 | 112.863 | 0.35 | 24.01.2017 05:25:00 | 112.647 | \$ 7127.73 |
| 2547 | Buy | 25.01.2017 23:00:00 | 121.726 | 2.64 | 26.01.2017 01:05:00 | 121.883 | \$ 34646.67 |
| 2546 | Buy | 25.01.2017 22:30:00 | 121.798 | 2.67 | 26.01.2017 01:05:00 | 121.886 | \$ 16615.65 |
| 1425 | Buy | 26.01.2017 21:55:00 | 114.316 | 0.34 | 26.01.2017 22:05:00 | 114.566 | \$ 8080.08 |
| 1856 | Sell | 26.01.2017 21:55:00 | 1.07021 | 0.88 | 26.01.2017 22:05:00 | 1.06834 | \$ 17348.41 |
| 1855 | Sell | 26.01.2017 21:45:00 | 1.06978 | 0.88 | 26.01.2017 22:05:00 | 1.06844 | \$ 12431.48 |
| 2236 | Sell | 26.01.2017 21:55:00 | 1.26073 | 1.83 | 26.01.2017 23:00:00 | 1.25872 | \$ 38777.74 |
| 2235 | Sell | 26.01.2017 21:50:00 | 1.26043 | 1.84 | 26.01.2017 23:00:00 | 1.25865 | \$ 34528.14 |
| 2548 | Buy | 26.01.2017 23:00:00 | 122.219 | 2.67 | 27.01.2017 00:05:00 | 122.246 | \$ 2736.56 |
| 2549 | Buy | 26.01.2017 23:05:00 | 122.196 | 2.65 | 27.01.2017 00:05:00 | 122.256 | \$ 11461.2 |
| 1426 | Buy | 27.01.2017 02:00:00 | 114.425 | 0.34 | 27.01.2017 03:00:00 | 114.65 | \$ 7230.08 |
| 2551 | Buy | 30.01.2017 01:30:00 | 122.887 | 2.64 | 30.01.2017 02:27:00 | 122.908 | \$ 2299.57 |
| 2552 | Buy | 30.01.2017 01:35:00 | 122.875 | 2.61 | 30.01.2017 02:27:00 | 122.901 | \$ 3579.07 |
| 2553 | Buy | 30.01.2017 01:45:00 | 122.827 | 2.59 | 30.01.2017 02:27:00 | 122.902 | \$ 16243.78 |
| 565 | Buy | 30.01.2017 01:35:00 | 0.85035 | 0.19 | 30.01.2017 03:25:00 | 0.85255 | \$ 5455.12 |
| 564 | Buy | 30.01.2017 01:30:00 | 0.85076 | 0.19 | 30.01.2017 03:25:00 | 0.85254 | \$ 4368.88 |
| 2239 | Sell | 30.01.2017 01:40:00 | 1.25978 | 1.83 | 30.01.2017 03:44:00 | 1.2596 | \$ 3472.63 |

| | | | | | | | |
|------|------|---------------------|---------|------|---------------------|---------|--------------|
| 2238 | Sell | 30.01.2017 01:35:00 | 1.25961 | 1.84 | 30.01.2017 05:00:00 | 1.25843 | \$ 22889.45 |
| 2237 | Sell | 30.01.2017 01:30:00 | 1.25928 | 1.86 | 30.01.2017 05:00:00 | 1.25842 | \$ 16863.46 |
| 1430 | Buy | 30.01.2017 01:40:00 | 114.666 | 0.34 | 30.01.2017 06:20:00 | 114.45 | \$ -7763.92 |
| 1429 | Buy | 30.01.2017 01:30:00 | 114.696 | 0.34 | 30.01.2017 06:20:00 | 114.45 | \$ -8783.92 |
| 1428 | Buy | 30.01.2017 01:20:00 | 114.781 | 0.34 | 30.01.2017 06:20:00 | 114.463 | \$ -11231.92 |
| 1427 | Buy | 30.01.2017 00:30:00 | 114.788 | 0.34 | 30.01.2017 06:20:00 | 114.46 | \$ -11571.92 |
| 2550 | Buy | 30.01.2017 00:30:00 | 122.992 | 2.66 | 30.01.2017 06:20:00 | 122.871 | \$ -35457.61 |
| 2555 | Sell | 30.01.2017 21:45:00 | 121.626 | 2.66 | 30.01.2017 22:50:00 | 121.583 | \$ 8202.83 |
| 1862 | Sell | 30.01.2017 21:30:00 | 1.31243 | 0.15 | 30.01.2017 23:25:00 | 1.31132 | \$ 1145.29 |
| 1434 | Sell | 31.01.2017 01:30:00 | 113.825 | 0.33 | 31.01.2017 01:55:00 | 113.675 | \$ 4542.43 |
| 1433 | Sell | 30.01.2017 23:55:00 | 113.822 | 0.34 | 31.01.2017 01:55:00 | 113.678 | \$ 4334.98 |
| 1432 | Sell | 30.01.2017 23:35:00 | 113.795 | 0.34 | 31.01.2017 01:55:00 | 113.666 | \$ 3824.98 |
| 1431 | Sell | 30.01.2017 23:05:00 | 113.766 | 0.34 | 31.01.2017 01:55:00 | 113.679 | \$ 2396.98 |
| 2558 | Sell | 30.01.2017 23:15:00 | 121.686 | 2.62 | 31.01.2017 03:55:00 | 121.562 | \$ 28715.75 |
| 2557 | Sell | 30.01.2017 23:05:00 | 121.662 | 2.64 | 31.01.2017 03:55:00 | 121.562 | \$ 22599.3 |
| 2556 | Sell | 30.01.2017 23:00:00 | 121.619 | 2.67 | 31.01.2017 03:55:00 | 121.562 | \$ 11376.47 |
| 2554 | Sell | 30.01.2017 21:30:00 | 121.589 | 2.69 | 31.01.2017 03:55:00 | 121.552 | \$ 6082.49 |
| 2243 | Sell | 31.01.2017 01:40:00 | 1.2502 | 1.82 | 31.01.2017 08:50:00 | 1.25024 | \$ -767.48 |
| 2242 | Sell | 31.01.2017 01:25:00 | 1.24987 | 1.84 | 31.01.2017 08:50:00 | 1.25028 | \$ -7953.11 |
| 2241 | Sell | 31.01.2017 01:05:00 | 1.2496 | 1.85 | 31.01.2017 08:50:00 | 1.25036 | \$ -14822.47 |
| 2240 | Sell | 31.01.2017 01:00:00 | 1.24919 | 1.87 | 31.01.2017 08:50:00 | 1.25024 | \$ -20699.8 |
| 2244 | Buy | 31.01.2017 22:30:00 | 1.25662 | 1.86 | 31.01.2017 23:46:00 | 1.25734 | \$ 14111.82 |
| 1436 | Sell | 31.01.2017 23:05:00 | 112.937 | 0.34 | 01.02.2017 00:21:00 | 112.897 | \$ 798.98 |
| 1435 | Sell | 31.01.2017 22:30:00 | 112.896 | 0.35 | 01.02.2017 00:45:00 | 112.712 | \$ 5862.48 |
| 1282 | Sell | 31.01.2017 22:30:00 | 0.98991 | 0.73 | 01.02.2017 01:10:00 | 0.98879 | \$ 8997.26 |
| 1857 | Buy | 31.01.2017 22:30:00 | 1.07899 | 0.9 | 01.02.2017 01:10:00 | 1.08039 | \$ 12748.08 |
| 2559 | Buy | 01.02.2017 01:00:00 | 121.626 | 2.71 | 01.02.2017 02:20:00 | 121.921 | \$ 76648.83 |
| 2245 | Buy | 01.02.2017 02:30:00 | 1.25765 | 1.86 | 01.02.2017 05:10:00 | 1.25781 | \$ 3135.96 |
| 1437 | Sell | 01.02.2017 02:30:00 | 112.914 | 0.35 | 01.02.2017 07:50:00 | 113.102 | \$ -7012.27 |
| 1866 | Sell | 01.02.2017 00:15:00 | 1.30349 | 0.15 | 01.02.2017 09:45:00 | 1.30726 | \$ -4704.34 |
| 1865 | Sell | 01.02.2017 00:10:00 | 1.30323 | 0.15 | 01.02.2017 09:45:00 | 1.30732 | \$ -5087.93 |
| 1864 | Sell | 01.02.2017 00:05:00 | 1.30293 | 0.15 | 01.02.2017 09:45:00 | 1.30723 | \$ -5339.64 |
| 1863 | Sell | 01.02.2017 00:00:00 | 1.30284 | 0.15 | 01.02.2017 09:45:00 | 1.30733 | \$ -5567.4 |
| 1859 | Sell | 01.02.2017 21:45:00 | 1.07878 | 0.89 | 01.02.2017 23:40:00 | 1.07637 | \$ 22612.18 |
| 1858 | Sell | 01.02.2017 21:35:00 | 1.07827 | 0.9 | 01.02.2017 23:40:00 | 1.0764 | \$ 17742.69 |
| 1284 | Buy | 01.02.2017 21:45:00 | 0.99102 | 0.73 | 02.02.2017 00:50:00 | 0.9934 | \$ 19973.64 |
| 1283 | Buy | 01.02.2017 21:35:00 | 0.99171 | 0.73 | 02.02.2017 00:50:00 | 0.99337 | \$ 13919.83 |
| 2083 | Sell | 01.02.2017 21:35:00 | 0.75906 | 0.16 | 02.02.2017 00:55:00 | 0.75805 | \$ 1414.38 |
| 2082 | Sell | 01.02.2017 21:30:00 | 0.75851 | 0.16 | 02.02.2017 00:55:00 | 0.75811 | \$ 385.51 |
| 1441 | Buy | 01.02.2017 21:45:00 | 112.888 | 0.34 | 02.02.2017 01:05:00 | 113.327 | \$ 14327.58 |
| 1440 | Buy | 01.02.2017 21:40:00 | 112.976 | 0.34 | 02.02.2017 01:05:00 | 113.315 | \$ 10927.58 |
| 1439 | Buy | 01.02.2017 21:35:00 | 112.991 | 0.34 | 02.02.2017 01:05:00 | 113.324 | \$ 10723.58 |
| 1438 | Buy | 01.02.2017 21:30:00 | 113.163 | 0.35 | 02.02.2017 01:05:00 | 113.318 | \$ 4808.98 |
| 1442 | Buy | 02.02.2017 02:30:00 | 113.022 | 0.35 | 02.02.2017 03:48:00 | 113.041 | \$ 232.73 |
| 1867 | Buy | 01.02.2017 21:30:00 | 1.30469 | 0.15 | 02.02.2017 07:35:00 | 1.30048 | \$ -5355.56 |
| 1868 | Buy | 01.02.2017 21:45:00 | 1.30455 | 0.15 | 02.02.2017 07:50:00 | 1.30005 | \$ -5703.0 |
| 1870 | Buy | 01.02.2017 23:30:00 | 1.30426 | 0.15 | 02.02.2017 08:55:00 | 1.30129 | \$ -3869.98 |
| 1869 | Buy | 01.02.2017 23:25:00 | 1.30433 | 0.15 | 02.02.2017 08:55:00 | 1.30123 | \$ -4025.73 |
| 2084 | Sell | 02.02.2017 02:30:00 | 0.75995 | 0.16 | 02.02.2017 09:05:00 | 0.76354 | \$ -6252.76 |
| 1287 | Sell | 02.02.2017 22:10:00 | 0.99298 | 0.73 | 03.02.2017 00:20:00 | 0.99178 | \$ 9669.99 |
| 1286 | Sell | 02.02.2017 21:35:00 | 0.99285 | 0.73 | 03.02.2017 00:20:00 | 0.99178 | \$ 8576.81 |
| 1285 | Sell | 02.02.2017 21:25:00 | 0.99233 | 0.74 | 03.02.2017 00:20:00 | 0.99184 | \$ 3750.18 |
| 569 | Buy | 02.02.2017 22:40:00 | 0.85814 | 0.19 | 03.02.2017 00:25:00 | 0.85907 | \$ 2069.71 |
| 568 | Buy | 02.02.2017 22:35:00 | 0.85837 | 0.19 | 03.02.2017 00:25:00 | 0.85926 | \$ 1966.26 |
| 567 | Buy | 02.02.2017 22:30:00 | 0.85864 | 0.19 | 03.02.2017 00:25:00 | 0.85918 | \$ 1061.06 |
| 566 | Buy | 02.02.2017 21:35:00 | 0.859 | 0.19 | 03.02.2017 00:25:00 | 0.85923 | \$ 259.32 |
| 1863 | Buy | 02.02.2017 21:40:00 | 1.0762 | 0.89 | 03.02.2017 00:25:00 | 1.07659 | \$ 3134.27 |
| 1862 | Buy | 02.02.2017 21:35:00 | 1.07627 | 0.9 | 03.02.2017 00:25:00 | 1.0766 | \$ 2600.47 |
| 1861 | Buy | 02.02.2017 21:30:00 | 1.07694 | 0.91 | 03.02.2017 00:25:00 | 1.07655 | \$ -4274.81 |
| 1860 | Buy | 02.02.2017 21:25:00 | 1.07701 | 0.92 | 03.02.2017 00:25:00 | 1.07645 | \$ -5969.85 |

| | | | | | | | |
|------|------|---------------------|---------|------|---------------------|---------|--------------|
| 2087 | Buy | 02.02.2017 21:35:00 | 0.76593 | 0.16 | 03.02.2017 03:20:00 | 0.76571 | \$ -604.13 |
| 2086 | Buy | 02.02.2017 21:30:00 | 0.76606 | 0.16 | 03.02.2017 03:20:00 | 0.76583 | \$ -621.0 |
| 2085 | Buy | 02.02.2017 21:25:00 | 0.76633 | 0.16 | 03.02.2017 03:20:00 | 0.7658 | \$ -1126.83 |
| 2560 | Sell | 03.02.2017 02:30:00 | 121.503 | 2.73 | 03.02.2017 03:20:00 | 121.205 | \$ 78036.61 |
| 1290 | Buy | 06.02.2017 21:35:00 | 0.9904 | 0.74 | 07.02.2017 00:05:00 | 0.99109 | \$ 5863.41 |
| 1289 | Buy | 06.02.2017 21:30:00 | 0.99074 | 0.74 | 07.02.2017 00:05:00 | 0.99107 | \$ 2795.04 |
| 1288 | Buy | 06.02.2017 21:25:00 | 0.991 | 0.75 | 07.02.2017 00:05:00 | 0.99106 | \$ 500.43 |
| 1867 | Sell | 06.02.2017 22:35:00 | 1.07525 | 0.9 | 07.02.2017 00:05:00 | 1.07459 | \$ 6188.16 |
| 1866 | Sell | 06.02.2017 21:35:00 | 1.07515 | 0.91 | 07.02.2017 00:05:00 | 1.07459 | \$ 5297.57 |
| 1865 | Sell | 06.02.2017 21:30:00 | 1.07491 | 0.92 | 07.02.2017 00:05:00 | 1.07464 | \$ 2543.1 |
| 1864 | Sell | 06.02.2017 21:25:00 | 1.0747 | 0.92 | 07.02.2017 00:05:00 | 1.07471 | \$ -172.59 |
| 2089 | Sell | 06.02.2017 21:35:00 | 0.76622 | 0.16 | 07.02.2017 00:35:00 | 0.76568 | \$ 682.67 |
| 2088 | Sell | 06.02.2017 21:25:00 | 0.76595 | 0.16 | 07.02.2017 00:35:00 | 0.76569 | \$ 210.41 |
| 1874 | Buy | 06.02.2017 22:20:00 | 1.30855 | 0.14 | 07.02.2017 02:10:00 | 1.30903 | \$ 324.46 |
| 1873 | Buy | 06.02.2017 21:40:00 | 1.30883 | 0.15 | 07.02.2017 02:10:00 | 1.30894 | \$ -95.64 |
| 1872 | Buy | 06.02.2017 21:35:00 | 1.30907 | 0.15 | 07.02.2017 02:10:00 | 1.30905 | \$ -251.39 |
| 1871 | Buy | 06.02.2017 21:25:00 | 1.30934 | 0.15 | 07.02.2017 02:10:00 | 1.3089 | \$ -754.57 |
| 2246 | Sell | 06.02.2017 21:25:00 | 1.2479 | 1.86 | 07.02.2017 02:25:00 | 1.24596 | \$ 37423.48 |
| 2561 | Sell | 07.02.2017 23:00:00 | 120.091 | 2.79 | 08.02.2017 00:30:00 | 119.982 | \$ 26438.15 |
| 2250 | Buy | 08.02.2017 02:05:00 | 1.24926 | 1.82 | 08.02.2017 03:45:00 | 1.25035 | \$ 20904.29 |
| 2249 | Buy | 08.02.2017 01:40:00 | 1.24957 | 1.84 | 08.02.2017 03:45:00 | 1.25022 | \$ 12602.85 |
| 2248 | Buy | 08.02.2017 01:20:00 | 1.25001 | 1.86 | 08.02.2017 03:45:00 | 1.25032 | \$ 6075.92 |
| 2247 | Buy | 08.02.2017 01:15:00 | 1.25013 | 1.87 | 08.02.2017 03:45:00 | 1.25033 | \$ 3941.02 |
| 570 | Sell | 08.02.2017 02:10:00 | 0.85477 | 0.2 | 08.02.2017 04:50:00 | 0.85446 | \$ 597.79 |
| 2251 | Buy | 09.02.2017 02:00:00 | 1.25227 | 1.88 | 09.02.2017 05:20:00 | 1.25141 | \$ -17037.03 |
| 2252 | Buy | 09.02.2017 22:05:00 | 1.24927 | 1.88 | 10.02.2017 02:10:00 | 1.24982 | \$ 10093.49 |
| 1875 | Sell | 09.02.2017 22:30:00 | 1.31433 | 0.14 | 10.02.2017 04:00:00 | 1.31347 | \$ 747.65 |
| 1877 | Sell | 13.02.2017 01:45:00 | 1.31188 | 0.14 | 13.02.2017 02:55:00 | 1.31085 | \$ 979.44 |
| 1876 | Sell | 13.02.2017 01:30:00 | 1.3117 | 0.14 | 13.02.2017 02:55:00 | 1.31082 | \$ 811.62 |
| 2565 | Sell | 13.02.2017 01:20:00 | 120.893 | 2.7 | 13.02.2017 04:00:00 | 120.938 | \$ -15413.95 |
| 2564 | Sell | 13.02.2017 01:05:00 | 120.859 | 2.73 | 13.02.2017 04:00:00 | 120.943 | \$ -26231.34 |
| 2563 | Sell | 13.02.2017 00:55:00 | 120.823 | 2.76 | 13.02.2017 04:00:00 | 120.943 | \$ -36454.58 |
| 2562 | Sell | 13.02.2017 00:30:00 | 120.784 | 2.78 | 13.02.2017 04:00:00 | 120.948 | \$ -48949.77 |
| 1446 | Sell | 13.02.2017 01:15:00 | 113.787 | 0.34 | 13.02.2017 06:45:00 | 113.8 | \$ -861.92 |
| 1445 | Sell | 13.02.2017 01:05:00 | 113.707 | 0.35 | 13.02.2017 06:45:00 | 113.8 | \$ -3687.27 |
| 1444 | Sell | 13.02.2017 00:55:00 | 113.678 | 0.35 | 13.02.2017 06:45:00 | 113.796 | \$ -4562.27 |
| 1443 | Sell | 13.02.2017 00:30:00 | 113.619 | 0.35 | 13.02.2017 06:45:00 | 113.809 | \$ -7082.27 |
| 2568 | Buy | 13.02.2017 21:40:00 | 120.407 | 2.71 | 13.02.2017 23:15:00 | 120.497 | \$ 21126.75 |
| 2567 | Buy | 13.02.2017 21:35:00 | 120.437 | 2.73 | 13.02.2017 23:15:00 | 120.492 | \$ 11726.91 |
| 2566 | Buy | 13.02.2017 21:30:00 | 120.465 | 2.75 | 13.02.2017 23:15:00 | 120.497 | \$ 5487.49 |
| 1449 | Buy | 13.02.2017 21:40:00 | 113.563 | 0.34 | 14.02.2017 01:05:00 | 113.802 | \$ 7646.58 |
| 1448 | Buy | 13.02.2017 21:35:00 | 113.618 | 0.35 | 14.02.2017 01:05:00 | 113.797 | \$ 5771.48 |
| 1447 | Buy | 13.02.2017 21:25:00 | 113.638 | 0.35 | 14.02.2017 01:05:00 | 113.804 | \$ 5316.48 |
| 2091 | Sell | 15.02.2017 00:40:00 | 0.76757 | 0.15 | 15.02.2017 02:10:00 | 0.76656 | \$ 1411.81 |
| 2090 | Sell | 15.02.2017 00:30:00 | 0.76716 | 0.15 | 15.02.2017 02:10:00 | 0.76648 | \$ 890.0 |
| 1450 | Buy | 15.02.2017 23:00:00 | 114.075 | 0.35 | 16.02.2017 00:50:00 | 114.239 | \$ 5123.98 |
| 1292 | Buy | 15.02.2017 23:15:00 | 1.00485 | 0.73 | 16.02.2017 08:40:00 | 1.00397 | \$ -7436.67 |
| 1291 | Buy | 15.02.2017 23:00:00 | 1.00509 | 0.73 | 16.02.2017 08:40:00 | 1.00399 | \$ -9286.45 |
| 1879 | Sell | 16.02.2017 22:35:00 | 1.30783 | 0.14 | 17.02.2017 03:00:00 | 1.30702 | \$ 691.7 |
| 1878 | Sell | 16.02.2017 22:30:00 | 1.30762 | 0.15 | 17.02.2017 03:00:00 | 1.30703 | \$ 477.4 |
| 1453 | Sell | 17.02.2017 01:25:00 | 113.33 | 0.35 | 17.02.2017 05:10:00 | 113.348 | \$ -1062.27 |
| 1452 | Sell | 17.02.2017 01:15:00 | 113.315 | 0.35 | 17.02.2017 05:10:00 | 113.351 | \$ -1692.27 |
| 1451 | Sell | 17.02.2017 01:00:00 | 113.296 | 0.35 | 17.02.2017 05:10:00 | 113.345 | \$ -2147.27 |
| 1454 | Sell | 20.02.2017 00:30:00 | 112.966 | 0.35 | 20.02.2017 01:45:00 | 112.813 | \$ 4922.73 |
| 2571 | Sell | 20.02.2017 01:20:00 | 120.004 | 2.73 | 20.02.2017 02:15:00 | 119.874 | \$ 32214.08 |
| 2570 | Sell | 20.02.2017 00:40:00 | 119.98 | 2.75 | 20.02.2017 02:15:00 | 119.871 | \$ 26675.55 |
| 2569 | Sell | 20.02.2017 00:30:00 | 119.96 | 2.77 | 20.02.2017 02:15:00 | 119.888 | \$ 16621.3 |
| 1870 | Sell | 20.02.2017 01:45:00 | 1.06327 | 0.91 | 20.02.2017 03:30:00 | 1.06072 | \$ 24463.41 |
| 1869 | Sell | 20.02.2017 01:35:00 | 1.06286 | 0.92 | 20.02.2017 03:30:00 | 1.06068 | \$ 21143.64 |
| 1868 | Sell | 20.02.2017 01:30:00 | 1.06275 | 0.93 | 20.02.2017 03:30:00 | 1.06074 | \$ 19706.72 |

| | | | | | | | |
|------|------|---------------------|---------|------|---------------------|---------|---------------|
| 1294 | Buy | 20.02.2017 01:45:00 | 1.00132 | 0.74 | 20.02.2017 03:45:00 | 1.00375 | \$ 20704.09 |
| 1293 | Buy | 20.02.2017 01:30:00 | 1.0014 | 0.74 | 20.02.2017 03:45:00 | 1.0038 | \$ 20448.4 |
| 2253 | Sell | 20.02.2017 01:30:00 | 1.24345 | 1.88 | 20.02.2017 06:37:00 | 1.24186 | \$ 31513.05 |
| 2254 | Sell | 20.02.2017 01:35:00 | 1.24375 | 1.87 | 20.02.2017 06:37:00 | 1.2419 | \$ 36471.09 |
| 2255 | Sell | 20.02.2017 01:45:00 | 1.24409 | 1.85 | 20.02.2017 06:37:00 | 1.24193 | \$ 42127.03 |
| 2572 | Sell | 21.02.2017 02:30:00 | 120.253 | 2.79 | 21.02.2017 03:31:00 | 120.131 | \$ 30682.69 |
| 1882 | Buy | 21.02.2017 22:15:00 | 1.31353 | 0.14 | 22.02.2017 02:53:00 | 1.31368 | \$ -44.55 |
| 1881 | Buy | 21.02.2017 22:10:00 | 1.314 | 0.14 | 22.02.2017 05:10:00 | 1.31232 | \$ -2090.81 |
| 1880 | Buy | 21.02.2017 22:00:00 | 1.31409 | 0.14 | 22.02.2017 05:10:00 | 1.31223 | \$ -2292.09 |
| 1298 | Buy | 22.02.2017 22:00:00 | 1.00954 | 0.73 | 22.02.2017 23:30:00 | 1.00994 | \$ 3355.93 |
| 1297 | Buy | 22.02.2017 21:50:00 | 1.00969 | 0.74 | 22.02.2017 23:30:00 | 1.00994 | \$ 2123.42 |
| 1296 | Buy | 22.02.2017 21:45:00 | 1.00984 | 0.74 | 22.02.2017 23:30:00 | 1.01002 | \$ 1526.79 |
| 1295 | Buy | 22.02.2017 21:30:00 | 1.01021 | 0.75 | 22.02.2017 23:30:00 | 1.01005 | \$ -1389.65 |
| 1874 | Sell | 22.02.2017 21:55:00 | 1.0566 | 0.93 | 22.02.2017 23:30:00 | 1.05631 | \$ 2843.26 |
| 1873 | Sell | 22.02.2017 21:45:00 | 1.0565 | 0.94 | 22.02.2017 23:30:00 | 1.05622 | \$ 2774.73 |
| 1872 | Sell | 22.02.2017 21:35:00 | 1.05635 | 0.94 | 22.02.2017 23:30:00 | 1.05641 | \$ -594.58 |
| 1871 | Sell | 22.02.2017 21:30:00 | 1.05616 | 0.95 | 22.02.2017 23:30:00 | 1.05639 | \$ -2303.49 |
| 2094 | Sell | 22.02.2017 22:05:00 | 0.77125 | 0.15 | 22.02.2017 23:30:00 | 0.77052 | \$ 969.06 |
| 2093 | Sell | 22.02.2017 21:35:00 | 0.77077 | 0.16 | 22.02.2017 23:30:00 | 0.77046 | \$ 325.26 |
| 2092 | Sell | 22.02.2017 21:30:00 | 0.77054 | 0.16 | 22.02.2017 23:30:00 | 0.77048 | \$ -96.41 |
| 1886 | Buy | 22.02.2017 22:45:00 | 1.3148 | 0.14 | 23.02.2017 00:00:00 | 1.31644 | \$ 1542.83 |
| 1885 | Buy | 22.02.2017 22:25:00 | 1.31521 | 0.14 | 23.02.2017 00:00:00 | 1.3164 | \$ 1039.64 |
| 1884 | Buy | 22.02.2017 21:55:00 | 1.31562 | 0.14 | 23.02.2017 00:00:00 | 1.31633 | \$ 502.92 |
| 1883 | Buy | 22.02.2017 21:30:00 | 1.31632 | 0.14 | 23.02.2017 00:00:00 | 1.31647 | \$ -123.27 |
| 2258 | Sell | 22.02.2017 23:15:00 | 1.2462 | 1.88 | 23.02.2017 00:00:00 | 1.24437 | \$ 34397.73 |
| 2257 | Sell | 22.02.2017 21:35:00 | 1.24596 | 1.89 | 23.02.2017 00:00:00 | 1.24446 | \$ 28005.46 |
| 2256 | Sell | 22.02.2017 21:30:00 | 1.24566 | 1.91 | 23.02.2017 00:00:00 | 1.24447 | \$ 22059.72 |
| 2576 | Sell | 27.02.2017 01:20:00 | 118.6 | 2.76 | 27.02.2017 01:50:00 | 118.418 | \$ 46958.45 |
| 2575 | Sell | 27.02.2017 00:40:00 | 118.582 | 2.78 | 27.02.2017 01:50:00 | 118.417 | \$ 42573.34 |
| 2574 | Sell | 27.02.2017 00:35:00 | 118.526 | 2.81 | 27.02.2017 01:50:00 | 118.427 | \$ 24488.42 |
| 2573 | Sell | 27.02.2017 00:30:00 | 118.487 | 2.84 | 27.02.2017 01:50:00 | 118.411 | \$ 18218.63 |
| 1457 | Sell | 27.02.2017 01:20:00 | 112.293 | 0.35 | 27.02.2017 02:15:00 | 112.071 | \$ 7337.73 |
| 1456 | Sell | 27.02.2017 00:40:00 | 112.267 | 0.36 | 27.02.2017 02:15:00 | 112.058 | \$ 7079.38 |
| 1455 | Sell | 27.02.2017 00:35:00 | 112.198 | 0.36 | 27.02.2017 02:15:00 | 112.071 | \$ 4127.38 |
| 1887 | Sell | 27.02.2017 02:00:00 | 1.31193 | 0.15 | 27.02.2017 05:20:00 | 1.31013 | \$ 1972.39 |
| 1299 | Sell | 27.02.2017 21:25:00 | 1.00943 | 0.75 | 28.02.2017 00:00:00 | 1.00874 | \$ 5528.77 |
| 1876 | Buy | 27.02.2017 21:30:00 | 1.05835 | 0.95 | 28.02.2017 04:55:00 | 1.05866 | \$ 2544.72 |
| 1875 | Buy | 27.02.2017 21:25:00 | 1.05865 | 0.95 | 28.02.2017 04:55:00 | 1.05866 | \$ -458.47 |
| 2259 | Buy | 27.02.2017 21:30:00 | 1.24331 | 1.93 | 28.02.2017 07:25:00 | 1.24354 | \$ 3853.98 |
| 2095 | Buy | 28.02.2017 23:30:00 | 0.76475 | 0.16 | 01.03.2017 02:50:00 | 0.76587 | \$ 1655.26 |
| 1880 | Buy | 01.03.2017 00:40:00 | 1.05704 | 0.92 | 01.03.2017 04:00:00 | 1.05718 | \$ 1357.23 |
| 1879 | Buy | 28.02.2017 23:30:00 | 1.05723 | 0.93 | 01.03.2017 04:00:00 | 1.05718 | \$ -1036.81 |
| 1878 | Buy | 28.02.2017 22:30:00 | 1.05896 | 0.95 | 01.03.2017 04:00:00 | 1.05732 | \$ -16975.99 |
| 1877 | Buy | 28.02.2017 22:00:00 | 1.05912 | 0.96 | 01.03.2017 04:00:00 | 1.05712 | \$ -20796.45 |
| 1461 | Sell | 28.02.2017 23:05:00 | 112.575 | 0.35 | 01.03.2017 04:05:00 | 112.973 | \$ -14507.52 |
| 1460 | Sell | 28.02.2017 22:50:00 | 112.374 | 0.36 | 01.03.2017 04:05:00 | 112.965 | \$ -21870.02 |
| 1459 | Sell | 28.02.2017 22:30:00 | 112.356 | 0.36 | 01.03.2017 04:05:00 | 112.975 | \$ -22878.02 |
| 1458 | Sell | 28.02.2017 22:05:00 | 112.221 | 0.36 | 01.03.2017 04:05:00 | 112.957 | \$ -27090.02 |
| 1302 | Sell | 28.02.2017 23:30:00 | 1.00622 | 0.74 | 01.03.2017 04:25:00 | 1.00546 | \$ 6051.75 |
| 1301 | Sell | 28.02.2017 22:30:00 | 1.00475 | 0.75 | 01.03.2017 04:25:00 | 1.0055 | \$ -6912.15 |
| 1300 | Sell | 28.02.2017 22:00:00 | 1.00467 | 0.75 | 01.03.2017 04:25:00 | 1.00548 | \$ -7430.53 |
| 2580 | Sell | 28.02.2017 23:05:00 | 119.138 | 2.77 | 01.03.2017 04:25:00 | 119.394 | \$ -74829.69 |
| 2579 | Sell | 28.02.2017 22:50:00 | 119.042 | 2.81 | 01.03.2017 04:25:00 | 119.402 | \$ -105131.68 |
| 2578 | Sell | 28.02.2017 22:35:00 | 118.98 | 2.84 | 01.03.2017 04:25:00 | 119.392 | \$ -121020.55 |
| 2577 | Sell | 28.02.2017 22:30:00 | 118.964 | 2.87 | 01.03.2017 04:25:00 | 119.392 | \$ -126890.65 |
| 2582 | Buy | 01.03.2017 23:00:00 | 119.85 | 2.7 | 01.03.2017 23:55:00 | 119.927 | \$ 17553.91 |
| 2581 | Buy | 01.03.2017 22:00:00 | 119.877 | 2.72 | 01.03.2017 23:55:00 | 119.93 | \$ 11155.37 |
| 2260 | Sell | 02.03.2017 01:00:00 | 1.2301 | 1.93 | 02.03.2017 01:15:00 | 1.2277 | \$ 48831.93 |
| 1888 | Buy | 02.03.2017 00:00:00 | 1.33264 | 0.14 | 02.03.2017 01:35:00 | 1.33432 | \$ 1705.63 |
| 2096 | Buy | 02.03.2017 02:00:00 | 0.76588 | 0.16 | 02.03.2017 04:30:00 | 0.76645 | \$ 763.47 |

| | | | | | | | |
|------|------|---------------------|---------|------|---------------------|---------|--------------|
| 1463 | Buy | 02.03.2017 23:05:00 | 114.361 | 0.34 | 03.03.2017 01:20:00 | 114.459 | \$ 2852.58 |
| 1462 | Buy | 02.03.2017 23:00:00 | 114.391 | 0.34 | 03.03.2017 01:20:00 | 114.448 | \$ 1458.58 |
| 2261 | Sell | 03.03.2017 02:30:00 | 1.22801 | 1.94 | 03.03.2017 03:51:00 | 1.22769 | \$ 6544.66 |
| 1889 | Buy | 06.03.2017 00:00:00 | 1.33773 | 0.14 | 06.03.2017 02:10:00 | 1.33903 | \$ 1280.73 |
| 1890 | Sell | 06.03.2017 02:30:00 | 1.33971 | 0.14 | 06.03.2017 03:37:00 | 1.33948 | \$ 84.41 |
| 1466 | Buy | 06.03.2017 02:25:00 | 113.764 | 0.34 | 06.03.2017 07:00:00 | 113.884 | \$ 3660.08 |
| 1465 | Buy | 06.03.2017 02:20:00 | 113.789 | 0.34 | 06.03.2017 07:00:00 | 113.87 | \$ 2334.08 |
| 1464 | Buy | 06.03.2017 02:00:00 | 113.805 | 0.34 | 06.03.2017 07:00:00 | 113.874 | \$ 1926.08 |
| 2586 | Buy | 06.03.2017 02:15:00 | 120.76 | 2.63 | 06.03.2017 07:15:00 | 120.755 | \$ -4491.2 |
| 2585 | Buy | 06.03.2017 02:10:00 | 120.817 | 2.66 | 06.03.2017 07:15:00 | 120.751 | \$ -20769.71 |
| 2584 | Buy | 06.03.2017 02:05:00 | 120.845 | 2.68 | 06.03.2017 07:15:00 | 120.751 | \$ -28430.32 |
| 2583 | Buy | 06.03.2017 02:00:00 | 120.894 | 2.71 | 06.03.2017 07:15:00 | 120.752 | \$ -41758.04 |
| 2097 | Buy | 06.03.2017 02:30:00 | 0.75784 | 0.16 | 06.03.2017 07:30:00 | 0.7577 | \$ -433.67 |
| 1881 | Buy | 06.03.2017 02:30:00 | 1.06084 | 0.93 | 06.03.2017 10:15:00 | 1.06097 | \$ 1273.98 |
| 1469 | Buy | 08.03.2017 22:35:00 | 114.284 | 0.34 | 09.03.2017 00:01:00 | 114.312 | \$ 353.58 |
| 2589 | Buy | 08.03.2017 23:05:00 | 120.512 | 2.64 | 09.03.2017 00:15:00 | 120.626 | \$ 23326.67 |
| 2588 | Buy | 08.03.2017 22:35:00 | 120.552 | 2.66 | 09.03.2017 00:15:00 | 120.622 | \$ 11798.48 |
| 2587 | Buy | 08.03.2017 21:25:00 | 120.626 | 2.68 | 09.03.2017 00:15:00 | 120.635 | \$ -4463.0 |
| 1468 | Buy | 08.03.2017 21:35:00 | 114.37 | 0.34 | 09.03.2017 02:10:00 | 114.518 | \$ 4433.58 |
| 1467 | Buy | 08.03.2017 21:30:00 | 114.373 | 0.34 | 09.03.2017 02:10:00 | 114.508 | \$ 3991.58 |
| 1882 | Buy | 09.03.2017 23:30:00 | 1.05733 | 0.93 | 10.03.2017 02:00:00 | 1.05803 | \$ 6313.11 |
| 2264 | Buy | 10.03.2017 01:00:00 | 1.21532 | 1.92 | 10.03.2017 02:45:00 | 1.21627 | \$ 19220.4 |
| 2263 | Buy | 10.03.2017 00:40:00 | 1.21546 | 1.93 | 10.03.2017 02:45:00 | 1.21622 | \$ 15456.4 |
| 2262 | Buy | 10.03.2017 00:30:00 | 1.21556 | 1.94 | 10.03.2017 02:45:00 | 1.21618 | \$ 12674.51 |
| 1303 | Sell | 10.03.2017 00:00:00 | 1.01228 | 0.73 | 10.03.2017 04:45:00 | 1.01181 | \$ 3944.99 |
| 1470 | Sell | 13.03.2017 02:00:00 | 114.865 | 0.34 | 13.03.2017 02:40:00 | 114.706 | \$ 4986.08 |
| 1883 | Buy | 13.03.2017 00:00:00 | 1.06747 | 0.92 | 13.03.2017 02:40:00 | 1.06882 | \$ 13087.57 |
| 2591 | Buy | 13.03.2017 00:05:00 | 122.47 | 2.63 | 13.03.2017 02:55:00 | 122.694 | \$ 55691.01 |
| 2590 | Buy | 13.03.2017 00:01:00 | 122.503 | 2.65 | 13.03.2017 02:55:00 | 122.706 | \$ 50548.67 |
| 2268 | Buy | 14.03.2017 02:30:00 | 1.22026 | 1.89 | 14.03.2017 08:15:00 | 1.22083 | \$ 11352.05 |
| 2267 | Buy | 14.03.2017 00:10:00 | 1.2214 | 1.93 | 14.03.2017 08:15:00 | 1.22081 | \$ -11999.06 |
| 2266 | Buy | 14.03.2017 00:05:00 | 1.22156 | 1.94 | 14.03.2017 08:15:00 | 1.22086 | \$ -14309.92 |
| 2265 | Buy | 14.03.2017 00:00:00 | 1.22182 | 1.96 | 14.03.2017 08:15:00 | 1.22081 | \$ -20860.04 |
| 573 | Buy | 14.03.2017 22:10:00 | 0.87257 | 0.19 | 15.03.2017 01:05:00 | 0.87282 | \$ 311.05 |
| 572 | Buy | 14.03.2017 22:00:00 | 0.87264 | 0.19 | 15.03.2017 01:05:00 | 0.87277 | \$ 0.69 |
| 571 | Buy | 14.03.2017 21:25:00 | 0.87305 | 0.19 | 15.03.2017 01:05:00 | 0.8728 | \$ -982.09 |
| 2593 | Buy | 15.03.2017 21:50:00 | 121.416 | 2.67 | 16.03.2017 00:11:00 | 121.58 | \$ 36917.74 |
| 2594 | Buy | 15.03.2017 22:25:00 | 121.356 | 2.64 | 16.03.2017 00:11:00 | 121.584 | \$ 53400.36 |
| 2595 | Buy | 15.03.2017 22:55:00 | 121.339 | 2.62 | 16.03.2017 00:11:00 | 121.58 | \$ 56402.36 |
| 2592 | Buy | 15.03.2017 21:45:00 | 121.605 | 2.7 | 16.03.2017 00:45:00 | 121.748 | \$ 31657.2 |
| 2597 | Sell | 16.03.2017 01:10:00 | 121.876 | 2.72 | 16.03.2017 03:05:00 | 121.625 | \$ 64957.14 |
| 2596 | Sell | 16.03.2017 01:00:00 | 121.83 | 2.75 | 16.03.2017 03:05:00 | 121.622 | \$ 53849.78 |
| 2269 | Buy | 16.03.2017 02:30:00 | 1.2277 | 1.95 | 16.03.2017 03:52:00 | 1.22801 | \$ 6369.92 |
| 574 | Sell | 15.03.2017 23:30:00 | 0.87288 | 0.19 | 16.03.2017 09:35:00 | 0.87447 | \$ -4436.34 |
| 576 | Sell | 16.03.2017 01:00:00 | 0.87368 | 0.19 | 16.03.2017 09:55:00 | 0.87408 | \$ -1270.21 |
| 575 | Sell | 16.03.2017 00:00:00 | 0.873 | 0.19 | 16.03.2017 09:55:00 | 0.87401 | \$ -2849.43 |
| 1884 | Buy | 16.03.2017 21:25:00 | 1.07102 | 0.93 | 16.03.2017 22:00:00 | 1.07495 | \$ 38513.51 |
| 1471 | Sell | 16.03.2017 21:25:00 | 113.396 | 0.35 | 16.03.2017 22:08:00 | 113.357 | \$ 932.73 |
| 2271 | Buy | 16.03.2017 21:30:00 | 1.23457 | 1.93 | 16.03.2017 22:17:00 | 1.23488 | \$ 6304.59 |
| 1304 | Sell | 16.03.2017 21:25:00 | 0.99777 | 0.75 | 16.03.2017 22:25:00 | 0.99617 | \$ 13815.75 |
| 2270 | Buy | 16.03.2017 21:25:00 | 1.23475 | 1.95 | 17.03.2017 00:15:00 | 1.23619 | \$ 28757.14 |
| 1892 | Sell | 16.03.2017 21:35:00 | 1.33355 | 0.14 | 17.03.2017 00:55:00 | 1.33123 | \$ 2381.07 |
| 1891 | Sell | 16.03.2017 21:30:00 | 1.33345 | 0.15 | 17.03.2017 00:55:00 | 1.33111 | \$ 2575.12 |
| 1888 | Sell | 16.03.2017 22:30:00 | 1.07655 | 0.91 | 17.03.2017 03:10:00 | 1.07689 | \$ -3336.58 |
| 1887 | Sell | 16.03.2017 22:25:00 | 1.07618 | 0.92 | 17.03.2017 03:10:00 | 1.07708 | \$ -8804.64 |
| 1886 | Sell | 16.03.2017 22:20:00 | 1.07523 | 0.93 | 17.03.2017 03:10:00 | 1.07704 | \$ -17822.3 |
| 1885 | Sell | 16.03.2017 22:05:00 | 1.07496 | 0.94 | 17.03.2017 03:10:00 | 1.07698 | \$ -20094.98 |
| 580 | Sell | 16.03.2017 22:20:00 | 0.87013 | 0.19 | 17.03.2017 03:55:00 | 0.87155 | \$ -3939.33 |
| 579 | Sell | 16.03.2017 22:10:00 | 0.86988 | 0.19 | 17.03.2017 03:55:00 | 0.87142 | \$ -4249.99 |
| 578 | Sell | 16.03.2017 22:05:00 | 0.8698 | 0.19 | 17.03.2017 03:55:00 | 0.87142 | \$ -4457.1 |

| | | | | | | | |
|------|------|---------------------|---------|------|---------------------|---------|---------------|
| 577 | Sell | 16.03.2017 22:00:00 | 0.8696 | 0.19 | 17.03.2017 03:55:00 | 0.87145 | \$ -5052.54 |
| 2272 | Buy | 17.03.2017 01:35:00 | 1.23508 | 1.96 | 17.03.2017 04:00:00 | 1.23557 | \$ 10120.22 |
| 2601 | Sell | 16.03.2017 22:20:00 | 121.927 | 2.69 | 17.03.2017 07:30:00 | 122.148 | \$ -63328.65 |
| 2600 | Sell | 16.03.2017 22:10:00 | 121.869 | 2.73 | 17.03.2017 07:30:00 | 122.154 | \$ -81740.73 |
| 2599 | Sell | 16.03.2017 22:05:00 | 121.804 | 2.76 | 17.03.2017 07:30:00 | 122.154 | \$ -100577.19 |
| 2598 | Sell | 16.03.2017 22:00:00 | 121.751 | 2.78 | 17.03.2017 07:30:00 | 122.157 | \$ -116872.7 |
| 2602 | Sell | 20.03.2017 01:35:00 | 121.091 | 2.69 | 20.03.2017 11:40:00 | 121.32 | \$ -64858.46 |
| 2603 | Sell | 20.03.2017 01:40:00 | 121.129 | 2.67 | 20.03.2017 11:45:00 | 121.307 | \$ -50760.01 |
| 1893 | Sell | 21.03.2017 21:25:00 | 1.33501 | 0.15 | 21.03.2017 22:30:00 | 1.33359 | \$ 1516.88 |
| 1307 | Sell | 21.03.2017 22:00:00 | 0.99482 | 0.75 | 22.03.2017 01:45:00 | 0.99346 | \$ 11317.25 |
| 1306 | Sell | 21.03.2017 21:35:00 | 0.99457 | 0.75 | 22.03.2017 01:45:00 | 0.99349 | \$ 8898.18 |
| 1305 | Sell | 21.03.2017 21:30:00 | 0.99421 | 0.76 | 22.03.2017 01:45:00 | 0.9935 | \$ 5777.57 |
| 1894 | Sell | 21.03.2017 23:00:00 | 1.33588 | 0.15 | 22.03.2017 01:45:00 | 1.33511 | \$ 693.17 |
| 2276 | Buy | 22.03.2017 00:45:00 | 1.24715 | 1.91 | 22.03.2017 01:50:00 | 1.24824 | \$ 21938.02 |
| 2275 | Buy | 22.03.2017 00:35:00 | 1.2474 | 1.93 | 22.03.2017 01:50:00 | 1.2482 | \$ 16269.9 |
| 2274 | Buy | 22.03.2017 00:25:00 | 1.24754 | 1.95 | 22.03.2017 01:50:00 | 1.24829 | \$ 15411.1 |
| 2273 | Buy | 22.03.2017 00:00:00 | 1.24766 | 1.96 | 22.03.2017 01:50:00 | 1.24833 | \$ 13837.85 |
| 2098 | Buy | 21.03.2017 21:30:00 | 0.76989 | 0.16 | 22.03.2017 07:30:00 | 0.76568 | \$ -7331.72 |
| 2099 | Buy | 21.03.2017 23:00:00 | 0.76872 | 0.16 | 22.03.2017 07:50:00 | 0.76649 | \$ -3993.22 |
| 1311 | Sell | 22.03.2017 22:25:00 | 0.99221 | 0.76 | 22.03.2017 23:15:00 | 0.99118 | \$ 9009.76 |
| 1310 | Sell | 22.03.2017 22:10:00 | 0.99189 | 0.76 | 22.03.2017 23:15:00 | 0.99118 | \$ 6208.25 |
| 1309 | Sell | 22.03.2017 21:55:00 | 0.99176 | 0.77 | 22.03.2017 23:15:00 | 0.99122 | \$ 4782.05 |
| 1308 | Sell | 22.03.2017 21:35:00 | 0.99153 | 0.77 | 22.03.2017 23:15:00 | 0.99127 | \$ 2298.48 |
| 582 | Buy | 22.03.2017 22:05:00 | 0.86451 | 0.19 | 23.03.2017 01:40:00 | 0.86549 | \$ 1997.28 |
| 581 | Buy | 22.03.2017 22:00:00 | 0.86476 | 0.19 | 23.03.2017 01:40:00 | 0.86544 | \$ 1221.41 |
| 1475 | Sell | 22.03.2017 23:10:00 | 111.161 | 0.35 | 23.03.2017 06:30:00 | 111.385 | \$ -8708.02 |
| 1474 | Sell | 22.03.2017 22:40:00 | 111.141 | 0.35 | 23.03.2017 06:30:00 | 111.389 | \$ -9548.02 |
| 1473 | Sell | 22.03.2017 22:35:00 | 111.11 | 0.35 | 23.03.2017 06:30:00 | 111.387 | \$ -10563.02 |
| 1472 | Sell | 22.03.2017 22:30:00 | 111.061 | 0.35 | 23.03.2017 06:30:00 | 111.392 | \$ -12453.02 |
| 2607 | Sell | 23.03.2017 01:05:00 | 120.096 | 2.61 | 23.03.2017 06:30:00 | 120.137 | \$ -13835.71 |
| 2606 | Sell | 23.03.2017 00:55:00 | 120.076 | 2.63 | 23.03.2017 06:30:00 | 120.13 | \$ -17360.1 |
| 2605 | Sell | 22.03.2017 23:10:00 | 120.041 | 2.66 | 23.03.2017 06:30:00 | 120.138 | \$ -30774.71 |
| 2604 | Sell | 22.03.2017 23:05:00 | 119.994 | 2.69 | 23.03.2017 06:30:00 | 120.134 | \$ -42687.45 |
| 1895 | Sell | 23.03.2017 21:30:00 | 1.33498 | 0.15 | 23.03.2017 22:05:00 | 1.3348 | \$ 30.5 |
| 1476 | Sell | 27.03.2017 00:00:00 | 110.903 | 0.35 | 27.03.2017 01:10:00 | 110.78 | \$ 3872.73 |
| 1899 | Buy | 27.03.2017 02:00:00 | 1.33338 | 0.15 | 27.03.2017 03:40:00 | 1.33421 | \$ 809.12 |
| 1898 | Buy | 27.03.2017 00:50:00 | 1.33535 | 0.15 | 27.03.2017 03:40:00 | 1.33423 | \$ -1527.08 |
| 1897 | Buy | 27.03.2017 00:40:00 | 1.33571 | 0.15 | 27.03.2017 03:40:00 | 1.3342 | \$ -1994.32 |
| 1896 | Buy | 27.03.2017 00:30:00 | 1.3358 | 0.15 | 27.03.2017 03:40:00 | 1.33423 | \$ -2066.2 |
| 2277 | Sell | 27.03.2017 02:00:00 | 1.25154 | 1.98 | 27.03.2017 12:05:00 | 1.25668 | \$ -107291.1 |
| 2278 | Sell | 27.03.2017 02:20:00 | 1.25193 | 1.96 | 27.03.2017 12:25:00 | 1.25626 | \$ -89470.39 |
| 1312 | Sell | 28.03.2017 21:25:00 | 0.99312 | 0.77 | 28.03.2017 23:50:00 | 0.99281 | \$ 2741.97 |
| 2608 | Sell | 28.03.2017 22:30:00 | 120.167 | 2.65 | 29.03.2017 00:10:00 | 120.11 | \$ 11329.62 |
| 1900 | Sell | 28.03.2017 21:30:00 | 1.33834 | 0.15 | 29.03.2017 00:30:00 | 1.33756 | \$ 705.16 |
| 1478 | Sell | 28.03.2017 21:30:00 | 111.192 | 0.34 | 29.03.2017 02:02:00 | 111.136 | \$ 1342.98 |
| 2279 | Sell | 29.03.2017 01:30:00 | 1.24591 | 1.93 | 29.03.2017 02:10:00 | 1.24505 | \$ 17498.11 |
| 1477 | Sell | 28.03.2017 21:25:00 | 111.142 | 0.35 | 29.03.2017 03:35:00 | 111.11 | \$ 542.48 |
| 2282 | Sell | 29.03.2017 22:20:00 | 1.24417 | 1.9 | 30.03.2017 00:05:00 | 1.24334 | \$ 14733.28 |
| 2281 | Sell | 29.03.2017 22:05:00 | 1.24408 | 1.92 | 30.03.2017 00:05:00 | 1.24326 | \$ 14685.97 |
| 2280 | Sell | 29.03.2017 22:00:00 | 1.24364 | 1.93 | 30.03.2017 00:05:00 | 1.24332 | \$ 4589.14 |
| 1890 | Sell | 29.03.2017 23:00:00 | 1.07715 | 0.94 | 30.03.2017 01:50:00 | 1.07649 | \$ 6308.67 |
| 1889 | Sell | 29.03.2017 22:45:00 | 1.07672 | 0.95 | 30.03.2017 01:50:00 | 1.07645 | \$ 2469.86 |
| 1313 | Buy | 29.03.2017 23:00:00 | 0.99576 | 0.77 | 30.03.2017 02:05:00 | 0.99629 | \$ 4660.82 |
| 2609 | Sell | 29.03.2017 22:35:00 | 119.548 | 2.67 | 30.03.2017 05:35:00 | 119.672 | \$ -38086.0 |
| 2283 | Buy | 30.03.2017 22:30:00 | 1.24705 | 1.94 | 31.03.2017 01:55:00 | 1.24761 | \$ 10620.05 |
| 2611 | Sell | 30.03.2017 23:35:00 | 119.517 | 2.63 | 31.03.2017 03:33:00 | 119.505 | \$ -573.63 |
| 1479 | Buy | 31.03.2017 02:30:00 | 111.715 | 0.34 | 31.03.2017 03:35:00 | 111.913 | \$ 6312.08 |
| 2610 | Sell | 30.03.2017 23:30:00 | 119.448 | 2.66 | 31.03.2017 07:25:00 | 119.591 | \$ -41808.79 |
| 1314 | Sell | 30.03.2017 21:25:00 | 1.00045 | 0.77 | 31.03.2017 07:30:00 | 1.00128 | \$ -7806.08 |
| 1901 | Sell | 30.03.2017 21:30:00 | 1.33066 | 0.15 | 31.03.2017 07:35:00 | 1.33412 | \$ -4377.31 |

| | | | | | | | |
|------|------|---------------------|---------|------|---------------------|---------|--------------|
| 1902 | Sell | 30.03.2017 21:40:00 | 1.33158 | 0.15 | 31.03.2017 07:40:00 | 1.33422 | \$ -3394.38 |
| 1903 | Sell | 30.03.2017 21:45:00 | 1.33172 | 0.15 | 31.03.2017 07:50:00 | 1.33411 | \$ -3094.71 |
| 1904 | Sell | 30.03.2017 21:50:00 | 1.33215 | 0.15 | 31.03.2017 07:55:00 | 1.33423 | \$ -2723.12 |
| 1891 | Buy | 03.04.2017 00:00:00 | 1.06598 | 0.95 | 03.04.2017 01:40:00 | 1.06699 | \$ 10110.73 |
| 1906 | Sell | 03.04.2017 02:20:00 | 1.33244 | 0.15 | 03.04.2017 04:31:00 | 1.33213 | \$ 186.34 |
| 1905 | Sell | 03.04.2017 02:15:00 | 1.33208 | 0.15 | 03.04.2017 09:20:00 | 1.33209 | \$ -197.24 |
| 1908 | Buy | 03.04.2017 23:35:00 | 1.33761 | 0.15 | 04.04.2017 01:40:00 | 1.33869 | \$ 1066.46 |
| 1907 | Buy | 03.04.2017 23:30:00 | 1.33793 | 0.15 | 04.04.2017 01:40:00 | 1.33873 | \$ 731.01 |
| 1318 | Buy | 05.04.2017 22:30:00 | 1.00368 | 0.76 | 05.04.2017 23:55:00 | 1.0046 | \$ 8045.72 |
| 1317 | Buy | 05.04.2017 22:25:00 | 1.00405 | 0.77 | 05.04.2017 23:55:00 | 1.00453 | \$ 4249.32 |
| 1316 | Buy | 05.04.2017 22:20:00 | 1.00422 | 0.77 | 05.04.2017 23:55:00 | 1.00468 | \$ 4071.94 |
| 1315 | Buy | 05.04.2017 22:00:00 | 1.00463 | 0.77 | 05.04.2017 23:55:00 | 1.00452 | \$ -983.27 |
| 1895 | Sell | 05.04.2017 22:25:00 | 1.06718 | 0.94 | 05.04.2017 23:55:00 | 1.06649 | \$ 6837.73 |
| 1894 | Sell | 05.04.2017 22:20:00 | 1.06703 | 0.95 | 05.04.2017 23:55:00 | 1.06636 | \$ 6710.17 |
| 1893 | Sell | 05.04.2017 22:15:00 | 1.06688 | 0.95 | 05.04.2017 23:55:00 | 1.06639 | \$ 4907.44 |
| 1892 | Sell | 05.04.2017 22:00:00 | 1.06676 | 0.96 | 05.04.2017 23:55:00 | 1.06632 | \$ 4453.07 |
| 2615 | Buy | 05.04.2017 22:20:00 | 118.243 | 2.6 | 06.04.2017 03:55:00 | 117.959 | \$ -80447.69 |
| 2614 | Buy | 05.04.2017 22:15:00 | 118.262 | 2.63 | 06.04.2017 03:55:00 | 117.975 | \$ -82165.28 |
| 2613 | Buy | 05.04.2017 22:05:00 | 118.283 | 2.65 | 06.04.2017 03:55:00 | 117.972 | \$ -89150.88 |
| 2612 | Buy | 05.04.2017 22:00:00 | 118.306 | 2.67 | 06.04.2017 03:55:00 | 117.969 | \$ -96766.33 |
| 1480 | Buy | 05.04.2017 22:00:00 | 110.902 | 0.35 | 06.04.2017 08:05:00 | 110.474 | \$ -15596.02 |
| 1481 | Buy | 05.04.2017 22:15:00 | 110.836 | 0.35 | 06.04.2017 08:20:00 | 110.464 | \$ -13636.02 |
| 1482 | Buy | 05.04.2017 22:20:00 | 110.811 | 0.34 | 06.04.2017 08:25:00 | 110.459 | \$ -12566.42 |
| 1483 | Buy | 05.04.2017 22:25:00 | 110.754 | 0.34 | 06.04.2017 08:30:00 | 110.476 | \$ -10050.42 |
| 1484 | Buy | 06.04.2017 22:00:00 | 110.739 | 0.34 | 07.04.2017 00:50:00 | 110.852 | \$ 3362.58 |
| 2616 | Buy | 06.04.2017 22:00:00 | 117.923 | 2.58 | 07.04.2017 00:50:00 | 117.97 | \$ 7915.16 |
| 1487 | Sell | 12.04.2017 02:30:00 | 109.728 | 0.34 | 12.04.2017 02:50:00 | 109.571 | \$ 4918.08 |
| 1486 | Sell | 12.04.2017 01:50:00 | 109.701 | 0.34 | 12.04.2017 02:50:00 | 109.586 | \$ 3490.08 |
| 1485 | Sell | 12.04.2017 01:45:00 | 109.68 | 0.34 | 12.04.2017 02:50:00 | 109.58 | \$ 2980.08 |
| 2619 | Sell | 12.04.2017 02:30:00 | 116.374 | 2.57 | 12.04.2017 03:00:00 | 116.241 | \$ 31190.34 |
| 2618 | Sell | 12.04.2017 02:25:00 | 116.326 | 2.59 | 12.04.2017 03:00:00 | 116.234 | \$ 20814.95 |
| 2617 | Sell | 12.04.2017 02:10:00 | 116.309 | 2.62 | 12.04.2017 03:00:00 | 116.239 | \$ 15292.6 |
| 1910 | Sell | 12.04.2017 22:05:00 | 1.33224 | 0.15 | 12.04.2017 22:25:00 | 1.32814 | \$ 4729.39 |
| 1909 | Sell | 12.04.2017 22:00:00 | 1.33207 | 0.15 | 12.04.2017 22:25:00 | 1.32814 | \$ 4525.61 |
| 584 | Sell | 12.04.2017 23:25:00 | 0.8509 | 0.2 | 13.04.2017 00:35:00 | 0.84996 | \$ 2224.79 |
| 583 | Sell | 12.04.2017 23:00:00 | 0.85052 | 0.2 | 13.04.2017 00:35:00 | 0.84997 | \$ 1161.97 |
| 1322 | Buy | 12.04.2017 23:20:00 | 1.0028 | 0.77 | 13.04.2017 01:05:00 | 1.00317 | \$ 3241.82 |
| 1321 | Buy | 12.04.2017 22:50:00 | 1.00315 | 0.78 | 13.04.2017 01:05:00 | 1.00311 | \$ -399.5 |
| 1320 | Buy | 12.04.2017 22:45:00 | 1.00378 | 0.79 | 13.04.2017 01:05:00 | 1.00328 | \$ -4590.23 |
| 1319 | Buy | 12.04.2017 22:30:00 | 1.00456 | 0.79 | 13.04.2017 01:05:00 | 1.00319 | \$ -12506.49 |
| 1899 | Sell | 12.04.2017 23:10:00 | 1.0663 | 0.95 | 13.04.2017 01:05:00 | 1.06617 | \$ 1067.74 |
| 1898 | Sell | 12.04.2017 22:50:00 | 1.06606 | 0.96 | 13.04.2017 01:05:00 | 1.06623 | \$ -1957.21 |
| 1897 | Sell | 12.04.2017 22:45:00 | 1.06566 | 0.97 | 13.04.2017 01:05:00 | 1.06623 | \$ -6068.0 |
| 1896 | Sell | 12.04.2017 22:30:00 | 1.06466 | 0.98 | 13.04.2017 01:05:00 | 1.06607 | \$ -14808.98 |
| 1491 | Buy | 12.04.2017 23:10:00 | 109.138 | 0.34 | 13.04.2017 08:05:00 | 108.879 | \$ -9404.42 |
| 1490 | Buy | 12.04.2017 22:50:00 | 109.147 | 0.34 | 13.04.2017 08:05:00 | 108.875 | \$ -9846.42 |
| 1489 | Buy | 12.04.2017 22:45:00 | 109.179 | 0.34 | 13.04.2017 08:05:00 | 108.878 | \$ -10832.42 |
| 1488 | Buy | 12.04.2017 22:30:00 | 109.291 | 0.35 | 13.04.2017 08:05:00 | 108.88 | \$ -15001.02 |
| 2100 | Sell | 12.04.2017 22:30:00 | 0.75016 | 0.16 | 13.04.2017 08:35:00 | 0.75822 | \$ -13883.73 |
| 2101 | Sell | 12.04.2017 22:40:00 | 0.75031 | 0.16 | 13.04.2017 08:40:00 | 0.75843 | \$ -13984.93 |
| 2102 | Sell | 12.04.2017 22:45:00 | 0.75096 | 0.16 | 13.04.2017 08:50:00 | 0.75857 | \$ -13124.73 |
| 2103 | Sell | 12.04.2017 22:50:00 | 0.75111 | 0.16 | 13.04.2017 08:55:00 | 0.75875 | \$ -13175.33 |
| 1912 | Sell | 13.04.2017 21:40:00 | 1.33088 | 0.15 | 14.04.2017 04:45:00 | 1.33244 | \$ -2099.8 |
| 1911 | Sell | 13.04.2017 21:25:00 | 1.33074 | 0.15 | 14.04.2017 04:45:00 | 1.33249 | \$ -2327.55 |
| 1492 | Sell | 17.04.2017 01:05:00 | 108.796 | 0.34 | 17.04.2017 02:05:00 | 108.545 | \$ 8114.08 |
| 1496 | Sell | 17.04.2017 22:20:00 | 109.008 | 0.33 | 17.04.2017 23:55:00 | 108.898 | \$ 3222.43 |
| 1495 | Sell | 17.04.2017 22:15:00 | 108.912 | 0.33 | 17.04.2017 23:55:00 | 108.896 | \$ 120.43 |
| 1494 | Sell | 17.04.2017 22:05:00 | 108.807 | 0.34 | 17.04.2017 23:55:00 | 108.892 | \$ -3309.92 |
| 1493 | Sell | 17.04.2017 22:00:00 | 108.784 | 0.34 | 17.04.2017 23:55:00 | 108.886 | \$ -3887.92 |
| 1903 | Buy | 17.04.2017 22:20:00 | 1.06365 | 0.95 | 18.04.2017 00:05:00 | 1.06505 | \$ 13456.31 |

| | | | | | | | |
|------|------|---------------------|---------|------|---------------------|---------|-------------|
| 1902 | Buy | 17.04.2017 22:15:00 | 1.06381 | 0.96 | 18.04.2017 00:05:00 | 1.0649 | \$ 10461.99 |
| 1901 | Buy | 17.04.2017 22:05:00 | 1.06412 | 0.97 | 18.04.2017 00:05:00 | 1.06501 | \$ 8526.69 |
| 1900 | Buy | 17.04.2017 22:00:00 | 1.06423 | 0.98 | 18.04.2017 00:05:00 | 1.06501 | \$ 7478.66 |
| 2286 | Buy | 17.04.2017 22:20:00 | 1.25564 | 1.91 | 18.04.2017 00:05:00 | 1.25694 | \$ 25349.52 |
| 2285 | Buy | 17.04.2017 22:15:00 | 1.25595 | 1.93 | 18.04.2017 00:05:00 | 1.25678 | \$ 16056.4 |
| 2284 | Buy | 17.04.2017 22:00:00 | 1.25637 | 1.94 | 18.04.2017 00:05:00 | 1.2569 | \$ 10006.77 |
| 1326 | Sell | 17.04.2017 22:20:00 | 1.00516 | 0.78 | 18.04.2017 03:07:00 | 1.00476 | \$ 3144.24 |
| 1915 | Sell | 17.04.2017 22:10:00 | 1.33197 | 0.15 | 18.04.2017 03:50:00 | 1.33239 | \$ -733.28 |
| 1914 | Sell | 17.04.2017 22:05:00 | 1.33165 | 0.15 | 18.04.2017 03:50:00 | 1.33241 | \$ -1140.83 |
| 1913 | Sell | 17.04.2017 22:00:00 | 1.33076 | 0.15 | 18.04.2017 03:50:00 | 1.33234 | \$ -2123.77 |
| 1325 | Sell | 17.04.2017 22:15:00 | 1.00481 | 0.78 | 18.04.2017 04:00:00 | 1.00421 | \$ 4941.26 |
| 1324 | Sell | 17.04.2017 22:05:00 | 1.00469 | 0.79 | 18.04.2017 04:00:00 | 1.00423 | \$ 3730.56 |
| 1323 | Sell | 17.04.2017 22:00:00 | 1.00445 | 0.79 | 18.04.2017 04:00:00 | 1.00427 | \$ 1182.47 |
| 2287 | Buy | 19.04.2017 00:05:00 | 1.28379 | 1.96 | 19.04.2017 02:20:00 | 1.28479 | \$ 20653.49 |
| 2620 | Buy | 19.04.2017 22:00:00 | 116.524 | 2.63 | 19.04.2017 22:45:00 | 116.566 | \$ 7981.23 |
| 1499 | Buy | 19.04.2017 22:00:00 | 108.703 | 0.33 | 20.04.2017 01:15:00 | 108.89 | \$ 5590.18 |
| 1498 | Buy | 19.04.2017 21:55:00 | 108.752 | 0.34 | 20.04.2017 01:15:00 | 108.901 | \$ 4467.58 |
| 1497 | Buy | 19.04.2017 21:30:00 | 108.782 | 0.34 | 20.04.2017 01:15:00 | 108.888 | \$ 3005.58 |
| 585 | Buy | 20.04.2017 21:25:00 | 0.83658 | 0.2 | 21.04.2017 00:30:00 | 0.83647 | \$ -652.64 |
| 2622 | Buy | 20.04.2017 22:20:00 | 117.116 | 2.6 | 21.04.2017 02:00:00 | 117.208 | \$ 19697.39 |
| 2621 | Buy | 20.04.2017 21:25:00 | 117.168 | 2.62 | 21.04.2017 02:00:00 | 117.212 | \$ 7271.18 |
| 1904 | Buy | 20.04.2017 21:25:00 | 1.07186 | 0.98 | 21.04.2017 03:15:00 | 1.07177 | \$ -1505.62 |
| 1328 | Sell | 20.04.2017 21:35:00 | 0.99837 | 0.78 | 21.04.2017 03:20:00 | 0.99875 | \$ -3864.16 |
| 1327 | Sell | 20.04.2017 21:25:00 | 0.99822 | 0.79 | 21.04.2017 03:20:00 | 0.99865 | \$ -4368.71 |
| 1329 | Buy | 24.04.2017 00:00:00 | 0.98949 | 0.78 | 24.04.2017 00:12:00 | 0.99225 | \$ 24787.94 |
| 1905 | Sell | 24.04.2017 00:00:00 | 1.09173 | 0.95 | 24.04.2017 00:12:00 | 1.08949 | \$ 22434.01 |
| 2623 | Sell | 24.04.2017 00:05:00 | 120.298 | 2.56 | 24.04.2017 00:12:00 | 120.133 | \$ 39160.12 |
| 2624 | Sell | 24.04.2017 00:15:00 | 120.338 | 2.57 | 24.04.2017 00:39:00 | 119.974 | \$ 90455.11 |
| 1330 | Buy | 24.04.2017 00:15:00 | 0.99174 | 0.78 | 24.04.2017 00:52:00 | 0.99236 | \$ 5562.26 |
| 1906 | Sell | 24.04.2017 00:15:00 | 1.09029 | 0.96 | 24.04.2017 00:52:00 | 1.08899 | \$ 13156.79 |
| 2288 | Sell | 24.04.2017 00:30:00 | 1.28319 | 1.96 | 24.04.2017 01:00:00 | 1.28289 | \$ 6198.88 |
| 1502 | Sell | 24.04.2017 00:50:00 | 110.412 | 0.33 | 24.04.2017 01:07:00 | 110.263 | \$ 4509.43 |
| 2626 | Sell | 24.04.2017 00:45:00 | 120.002 | 2.58 | 24.04.2017 01:16:00 | 119.98 | \$ 2579.85 |
| 2627 | Sell | 24.04.2017 00:50:00 | 120.207 | 2.53 | 24.04.2017 01:16:00 | 119.979 | \$ 54642.43 |
| 2628 | Sell | 24.04.2017 00:55:00 | 120.271 | 2.49 | 24.04.2017 01:16:00 | 119.979 | \$ 69713.23 |
| 1907 | Sell | 24.04.2017 00:55:00 | 1.08951 | 0.97 | 24.04.2017 01:24:00 | 1.08883 | \$ 6953.7 |
| 1908 | Sell | 24.04.2017 01:00:00 | 1.08979 | 0.96 | 24.04.2017 01:24:00 | 1.08883 | \$ 9715.78 |
| 2625 | Sell | 24.04.2017 00:40:00 | 119.988 | 2.6 | 24.04.2017 01:36:00 | 119.699 | \$ 72020.26 |
| 1500 | Sell | 24.04.2017 00:30:00 | 110.178 | 0.34 | 24.04.2017 01:40:00 | 110.122 | \$ 1484.08 |
| 1501 | Sell | 24.04.2017 00:40:00 | 110.248 | 0.33 | 24.04.2017 01:40:00 | 110.111 | \$ 4113.43 |
| 1909 | Sell | 24.04.2017 01:25:00 | 1.08892 | 0.97 | 24.04.2017 01:40:00 | 1.0881 | \$ 8385.35 |
| 589 | Sell | 24.04.2017 00:55:00 | 0.84967 | 0.19 | 24.04.2017 01:41:00 | 0.84913 | \$ 1163.34 |
| 1919 | Buy | 24.04.2017 01:05:00 | 1.34745 | 0.15 | 24.04.2017 01:45:00 | 1.34916 | \$ 1863.41 |
| 1918 | Buy | 24.04.2017 01:00:00 | 1.34785 | 0.15 | 24.04.2017 01:45:00 | 1.34921 | \$ 1444.09 |
| 1917 | Buy | 24.04.2017 00:45:00 | 1.34801 | 0.15 | 24.04.2017 01:45:00 | 1.34917 | \$ 1204.48 |
| 1916 | Buy | 24.04.2017 00:05:00 | 1.34822 | 0.15 | 24.04.2017 01:45:00 | 1.34917 | \$ 952.89 |
| 588 | Sell | 24.04.2017 00:40:00 | 0.84862 | 0.19 | 24.04.2017 03:15:00 | 0.84661 | \$ 4968.99 |
| 587 | Sell | 24.04.2017 00:35:00 | 0.84787 | 0.19 | 24.04.2017 03:15:00 | 0.84659 | \$ 3079.11 |
| 586 | Sell | 24.04.2017 00:30:00 | 0.84783 | 0.19 | 24.04.2017 03:15:00 | 0.84668 | \$ 2742.55 |
| 1921 | Buy | 25.04.2017 00:05:00 | 1.34979 | 0.15 | 25.04.2017 02:00:00 | 1.35146 | \$ 1815.48 |
| 1920 | Buy | 25.04.2017 00:00:00 | 1.35007 | 0.15 | 25.04.2017 02:00:00 | 1.35134 | \$ 1336.27 |
| 1925 | Buy | 25.04.2017 22:50:00 | 1.35657 | 0.15 | 26.04.2017 00:30:00 | 1.35743 | \$ 802.89 |
| 1924 | Buy | 25.04.2017 21:35:00 | 1.3568 | 0.15 | 26.04.2017 00:30:00 | 1.35745 | \$ 551.3 |
| 1923 | Buy | 25.04.2017 21:30:00 | 1.35742 | 0.15 | 26.04.2017 00:30:00 | 1.35749 | \$ -143.57 |
| 1922 | Buy | 25.04.2017 21:25:00 | 1.35823 | 0.15 | 26.04.2017 00:30:00 | 1.35746 | \$ -1149.93 |
| 1505 | Buy | 26.04.2017 02:00:00 | 110.979 | 0.33 | 26.04.2017 02:41:00 | 110.991 | \$ -11.57 |
| 1504 | Buy | 26.04.2017 01:55:00 | 111.014 | 0.33 | 26.04.2017 03:05:00 | 111.117 | \$ 2991.43 |
| 1503 | Buy | 26.04.2017 01:30:00 | 111.026 | 0.34 | 26.04.2017 03:05:00 | 111.124 | \$ 2912.08 |
| 2630 | Buy | 26.04.2017 02:00:00 | 121.303 | 2.61 | 26.04.2017 03:05:00 | 121.439 | \$ 32330.02 |
| 2629 | Buy | 26.04.2017 00:00:00 | 121.325 | 2.63 | 26.04.2017 03:05:00 | 121.433 | \$ 25212.99 |

| | | | | | | | |
|------|------|---------------------|---------|------|---------------------|---------|--------------|
| 1912 | Buy | 26.04.2017 00:00:00 | 1.09253 | 0.95 | 26.04.2017 03:15:00 | 1.09319 | \$ 6607.01 |
| 1911 | Buy | 25.04.2017 22:35:00 | 1.0927 | 0.96 | 26.04.2017 03:15:00 | 1.09331 | \$ 5606.31 |
| 1910 | Buy | 25.04.2017 22:30:00 | 1.09291 | 0.96 | 26.04.2017 03:15:00 | 1.09318 | \$ 2166.87 |
| 590 | Buy | 26.04.2017 00:00:00 | 0.85082 | 0.19 | 26.04.2017 03:20:00 | 0.85192 | \$ 2610.23 |
| 1331 | Buy | 26.04.2017 21:25:00 | 0.99351 | 0.78 | 26.04.2017 21:59:00 | 0.994 | \$ 4394.34 |
| 1509 | Buy | 26.04.2017 23:50:00 | 110.914 | 0.33 | 27.04.2017 01:10:00 | 111.153 | \$ 7306.18 |
| 1508 | Buy | 26.04.2017 23:45:00 | 111.026 | 0.33 | 27.04.2017 01:10:00 | 111.165 | \$ 4006.18 |
| 1507 | Buy | 26.04.2017 23:15:00 | 111.043 | 0.34 | 27.04.2017 01:10:00 | 111.152 | \$ 3107.58 |
| 1506 | Buy | 26.04.2017 23:00:00 | 111.048 | 0.34 | 27.04.2017 01:10:00 | 111.163 | \$ 3311.58 |
| 1915 | Sell | 26.04.2017 23:15:00 | 1.09084 | 0.95 | 27.04.2017 01:10:00 | 1.09021 | \$ 6075.33 |
| 1914 | Sell | 26.04.2017 23:00:00 | 1.09071 | 0.96 | 27.04.2017 01:10:00 | 1.09029 | \$ 4013.95 |
| 1913 | Sell | 26.04.2017 21:25:00 | 1.09021 | 0.97 | 27.04.2017 01:10:00 | 1.09033 | \$ -1466.29 |
| 1332 | Buy | 26.04.2017 23:00:00 | 0.99319 | 0.78 | 27.04.2017 03:40:00 | 0.99343 | \$ 2116.01 |
| 1929 | Buy | 27.04.2017 22:25:00 | 1.36158 | 0.15 | 27.04.2017 23:55:00 | 1.36314 | \$ 1683.7 |
| 1928 | Buy | 27.04.2017 21:50:00 | 1.36185 | 0.15 | 27.04.2017 23:55:00 | 1.36297 | \$ 1156.56 |
| 1927 | Buy | 27.04.2017 21:45:00 | 1.36207 | 0.15 | 27.04.2017 23:55:00 | 1.36307 | \$ 1012.79 |
| 1926 | Buy | 27.04.2017 21:35:00 | 1.3625 | 0.15 | 27.04.2017 23:55:00 | 1.36314 | \$ 581.49 |
| 1930 | Buy | 01.05.2017 02:30:00 | 1.36376 | 0.15 | 01.05.2017 03:55:00 | 1.36546 | \$ 1851.42 |
| 593 | Sell | 01.05.2017 02:30:00 | 0.84374 | 0.19 | 01.05.2017 08:55:00 | 0.84334 | \$ 800.89 |
| 592 | Sell | 01.05.2017 02:05:00 | 0.84352 | 0.19 | 01.05.2017 08:55:00 | 0.84331 | \$ 309.01 |
| 591 | Sell | 01.05.2017 01:30:00 | 0.8432 | 0.19 | 01.05.2017 08:55:00 | 0.84331 | \$ -519.43 |
| 2290 | Buy | 01.05.2017 01:25:00 | 1.29268 | 1.95 | 01.05.2017 09:10:00 | 1.29158 | \$ -22602.94 |
| 2289 | Buy | 01.05.2017 01:15:00 | 1.29317 | 1.96 | 01.05.2017 09:10:00 | 1.29171 | \$ -30154.11 |
| 1932 | Buy | 02.05.2017 23:35:00 | 1.37083 | 0.15 | 03.05.2017 03:15:00 | 1.37116 | \$ 167.93 |
| 1931 | Buy | 02.05.2017 23:05:00 | 1.37124 | 0.15 | 03.05.2017 03:15:00 | 1.3713 | \$ -155.54 |
| 1333 | Sell | 03.05.2017 21:30:00 | 0.9943 | 0.77 | 03.05.2017 22:27:00 | 0.99393 | \$ 3274.17 |
| 1936 | Sell | 03.05.2017 23:50:00 | 1.37368 | 0.15 | 04.05.2017 01:06:00 | 1.37339 | \$ 28.66 |
| 1935 | Sell | 03.05.2017 23:35:00 | 1.37308 | 0.15 | 04.05.2017 03:05:00 | 1.37242 | \$ 472.18 |
| 1934 | Sell | 03.05.2017 23:30:00 | 1.37272 | 0.15 | 04.05.2017 03:05:00 | 1.37248 | \$ -31.27 |
| 1933 | Sell | 03.05.2017 22:30:00 | 1.37205 | 0.15 | 04.05.2017 03:05:00 | 1.37249 | \$ -846.39 |
| 1334 | Sell | 03.05.2017 22:30:00 | 0.99428 | 0.77 | 04.05.2017 07:00:00 | 0.99422 | \$ -784.54 |
| 2631 | Buy | 08.05.2017 01:30:00 | 123.948 | 2.59 | 08.05.2017 02:01:00 | 123.981 | \$ 5336.62 |
| 1938 | Sell | 08.05.2017 01:45:00 | 1.3674 | 0.15 | 08.05.2017 03:55:00 | 1.36614 | \$ 1325.09 |
| 1937 | Sell | 08.05.2017 01:30:00 | 1.36726 | 0.15 | 08.05.2017 03:55:00 | 1.36626 | \$ 1013.44 |
| 1916 | Buy | 08.05.2017 01:30:00 | 1.09865 | 0.95 | 08.05.2017 05:35:00 | 1.0982 | \$ -4504.78 |
| 2291 | Buy | 08.05.2017 01:30:00 | 1.29624 | 1.95 | 08.05.2017 07:40:00 | 1.29583 | \$ -8424.73 |
| 2632 | Buy | 08.05.2017 02:30:00 | 123.926 | 2.59 | 08.05.2017 08:20:00 | 123.777 | \$ -41800.61 |
| 1940 | Buy | 08.05.2017 21:30:00 | 1.36899 | 0.15 | 08.05.2017 22:50:00 | 1.3701 | \$ 1144.58 |
| 1939 | Buy | 08.05.2017 21:25:00 | 1.3693 | 0.15 | 08.05.2017 22:50:00 | 1.36997 | \$ 617.43 |
| 2635 | Sell | 08.05.2017 23:25:00 | 123.772 | 2.54 | 09.05.2017 02:40:00 | 123.663 | \$ 23975.82 |
| 2634 | Sell | 08.05.2017 23:20:00 | 123.738 | 2.57 | 09.05.2017 02:40:00 | 123.661 | \$ 16035.85 |
| 2633 | Sell | 08.05.2017 23:00:00 | 123.71 | 2.59 | 09.05.2017 02:40:00 | 123.673 | \$ 5801.19 |
| 2636 | Buy | 09.05.2017 23:00:00 | 123.874 | 2.6 | 10.05.2017 00:18:00 | 123.884 | \$ -1798.68 |
| 2637 | Buy | 09.05.2017 23:05:00 | 123.821 | 2.57 | 10.05.2017 00:18:00 | 123.885 | \$ 12101.56 |
| 2638 | Buy | 09.05.2017 23:20:00 | 123.786 | 2.55 | 10.05.2017 00:18:00 | 123.893 | \$ 22973.31 |
| 1511 | Buy | 09.05.2017 23:05:00 | 113.854 | 0.33 | 10.05.2017 01:13:00 | 113.943 | \$ 2471.68 |
| 1512 | Buy | 09.05.2017 23:15:00 | 113.829 | 0.33 | 10.05.2017 01:13:00 | 113.941 | \$ 3230.68 |
| 1513 | Buy | 09.05.2017 23:20:00 | 113.792 | 0.33 | 10.05.2017 01:13:00 | 113.931 | \$ 4121.68 |
| 1337 | Buy | 10.05.2017 01:45:00 | 1.00651 | 0.76 | 10.05.2017 03:05:00 | 1.00695 | \$ 3843.99 |
| 1336 | Buy | 10.05.2017 01:35:00 | 1.00672 | 0.76 | 10.05.2017 03:05:00 | 1.00703 | \$ 2706.02 |
| 1335 | Buy | 09.05.2017 23:00:00 | 1.00699 | 0.76 | 10.05.2017 03:05:00 | 1.00694 | \$ -455.78 |
| 1942 | Buy | 10.05.2017 01:40:00 | 1.37062 | 0.15 | 10.05.2017 03:25:00 | 1.37144 | \$ 797.14 |
| 1941 | Buy | 10.05.2017 01:30:00 | 1.37103 | 0.15 | 10.05.2017 03:25:00 | 1.37127 | \$ 102.27 |
| 1516 | Buy | 10.05.2017 01:50:00 | 113.731 | 0.33 | 10.05.2017 03:35:00 | 113.878 | \$ 4443.43 |
| 1515 | Buy | 10.05.2017 01:35:00 | 113.763 | 0.33 | 10.05.2017 03:35:00 | 113.873 | \$ 3222.43 |
| 1514 | Buy | 10.05.2017 01:30:00 | 113.802 | 0.33 | 10.05.2017 03:35:00 | 113.873 | \$ 1935.43 |
| 1510 | Buy | 09.05.2017 23:00:00 | 113.931 | 0.33 | 10.05.2017 03:35:00 | 113.863 | \$ -2709.32 |
| 2641 | Buy | 10.05.2017 02:00:00 | 123.763 | 2.56 | 10.05.2017 03:35:00 | 123.982 | \$ 52895.77 |
| 2640 | Buy | 10.05.2017 01:35:00 | 123.787 | 2.59 | 10.05.2017 03:35:00 | 123.993 | \$ 50147.84 |
| 2639 | Buy | 10.05.2017 01:30:00 | 123.822 | 2.61 | 10.05.2017 03:35:00 | 123.981 | \$ 38267.09 |

| | | | | | | | |
|------|------|---------------------|---------|------|---------------------|---------|---------------|
| 2293 | Sell | 10.05.2017 01:40:00 | 1.295 | 1.93 | 10.05.2017 05:40:00 | 1.29467 | \$ 6714.4 |
| 2292 | Sell | 10.05.2017 01:30:00 | 1.29492 | 1.95 | 10.05.2017 05:40:00 | 1.29474 | \$ 3700.35 |
| 1518 | Sell | 10.05.2017 21:50:00 | 114.341 | 0.33 | 10.05.2017 22:50:00 | 114.236 | \$ 3057.43 |
| 1517 | Sell | 10.05.2017 21:25:00 | 114.314 | 0.33 | 10.05.2017 22:50:00 | 114.231 | \$ 2331.43 |
| 2643 | Sell | 10.05.2017 22:20:00 | 124.22 | 2.62 | 11.05.2017 03:50:00 | 124.135 | \$ 17262.79 |
| 2642 | Sell | 10.05.2017 22:00:00 | 124.191 | 2.64 | 11.05.2017 03:50:00 | 124.146 | \$ 6835.3 |
| 1946 | Sell | 11.05.2017 01:30:00 | 1.36792 | 0.14 | 11.05.2017 09:05:00 | 1.37292 | \$ -5766.82 |
| 1945 | Sell | 11.05.2017 01:25:00 | 1.36766 | 0.14 | 11.05.2017 09:05:00 | 1.37299 | \$ -6136.02 |
| 1944 | Sell | 11.05.2017 01:15:00 | 1.36719 | 0.15 | 11.05.2017 09:05:00 | 1.37294 | \$ -7077.75 |
| 1943 | Sell | 11.05.2017 01:00:00 | 1.3669 | 0.15 | 11.05.2017 09:05:00 | 1.37296 | \$ -7449.35 |
| 2296 | Sell | 11.05.2017 22:30:00 | 1.28943 | 1.92 | 12.05.2017 00:05:00 | 1.28834 | \$ 21425.65 |
| 2295 | Sell | 11.05.2017 22:05:00 | 1.28923 | 1.94 | 12.05.2017 00:05:00 | 1.28835 | \$ 17353.89 |
| 2294 | Sell | 11.05.2017 22:00:00 | 1.28899 | 1.95 | 12.05.2017 00:05:00 | 1.28838 | \$ 11892.83 |
| 594 | Buy | 11.05.2017 22:30:00 | 0.84232 | 0.19 | 12.05.2017 01:15:00 | 0.84296 | \$ 1319.68 |
| 1519 | Buy | 16.05.2017 00:30:00 | 113.563 | 0.34 | 16.05.2017 03:15:00 | 113.722 | \$ 4986.08 |
| 2645 | Buy | 16.05.2017 00:50:00 | 124.66 | 2.62 | 16.05.2017 03:15:00 | 124.864 | \$ 50182.12 |
| 2644 | Buy | 16.05.2017 00:30:00 | 124.672 | 2.64 | 16.05.2017 03:15:00 | 124.859 | \$ 46076.61 |
| 1917 | Buy | 17.05.2017 00:10:00 | 1.10817 | 0.94 | 17.05.2017 01:20:00 | 1.10879 | \$ 6141.26 |
| 1950 | Sell | 16.05.2017 23:55:00 | 1.36041 | 0.14 | 17.05.2017 03:25:00 | 1.36054 | \$ -359.95 |
| 1949 | Sell | 16.05.2017 23:40:00 | 1.36035 | 0.14 | 17.05.2017 03:25:00 | 1.3605 | \$ -382.33 |
| 1948 | Sell | 16.05.2017 23:35:00 | 1.35981 | 0.14 | 17.05.2017 03:25:00 | 1.36061 | \$ -1109.54 |
| 1947 | Sell | 16.05.2017 23:30:00 | 1.35939 | 0.14 | 17.05.2017 03:25:00 | 1.36058 | \$ -1545.86 |
| 2646 | Buy | 16.05.2017 21:30:00 | 125.352 | 2.65 | 17.05.2017 07:35:00 | 124.948 | \$ -111582.23 |
| 2647 | Buy | 16.05.2017 22:30:00 | 125.317 | 2.63 | 17.05.2017 08:35:00 | 124.828 | \$ -133094.25 |
| 2648 | Buy | 17.05.2017 02:00:00 | 125.183 | 2.59 | 17.05.2017 12:05:00 | 124.775 | \$ -108913.95 |
| 2649 | Buy | 17.05.2017 02:05:00 | 125.104 | 2.55 | 17.05.2017 12:10:00 | 124.773 | \$ -87595.15 |
| 1953 | Buy | 18.05.2017 00:50:00 | 1.35838 | 0.15 | 18.05.2017 02:10:00 | 1.3595 | \$ 1156.56 |
| 1952 | Buy | 18.05.2017 00:45:00 | 1.35863 | 0.15 | 18.05.2017 02:10:00 | 1.35947 | \$ 821.1 |
| 1951 | Buy | 18.05.2017 00:30:00 | 1.3595 | 0.15 | 18.05.2017 02:10:00 | 1.35952 | \$ -161.3 |
| 1522 | Sell | 18.05.2017 02:15:00 | 111.002 | 0.34 | 18.05.2017 04:05:00 | 110.914 | \$ 2572.08 |
| 1521 | Sell | 18.05.2017 02:05:00 | 110.969 | 0.34 | 18.05.2017 04:05:00 | 110.918 | \$ 1314.08 |
| 1520 | Sell | 18.05.2017 02:00:00 | 110.948 | 0.35 | 18.05.2017 04:05:00 | 110.919 | \$ 582.73 |
| 2651 | Sell | 18.05.2017 02:05:00 | 123.886 | 2.53 | 18.05.2017 04:15:00 | 123.755 | \$ 30008.73 |
| 2650 | Sell | 18.05.2017 01:30:00 | 123.821 | 2.56 | 18.05.2017 04:15:00 | 123.754 | \$ 13982.36 |
| 1524 | Sell | 18.05.2017 21:35:00 | 111.573 | 0.34 | 18.05.2017 22:12:00 | 111.545 | \$ 532.08 |
| 1523 | Sell | 18.05.2017 21:25:00 | 111.517 | 0.35 | 18.05.2017 22:35:00 | 111.406 | \$ 3452.73 |
| 595 | Sell | 18.05.2017 22:45:00 | 0.85861 | 0.19 | 19.05.2017 00:00:00 | 0.85794 | \$ 1471.44 |
| 1338 | Sell | 18.05.2017 21:25:00 | 0.98113 | 0.78 | 19.05.2017 00:28:00 | 0.98021 | \$ 7816.49 |
| 1339 | Sell | 18.05.2017 21:30:00 | 0.9814 | 0.78 | 19.05.2017 00:28:00 | 0.98023 | \$ 10062.77 |
| 2655 | Sell | 18.05.2017 23:35:00 | 123.854 | 2.49 | 19.05.2017 00:37:00 | 123.824 | \$ 3830.89 |
| 2654 | Sell | 18.05.2017 22:20:00 | 123.819 | 2.52 | 19.05.2017 03:20:00 | 123.694 | \$ 27817.5 |
| 2653 | Sell | 18.05.2017 21:35:00 | 123.781 | 2.54 | 19.05.2017 03:20:00 | 123.705 | \$ 15593.64 |
| 2652 | Sell | 18.05.2017 21:25:00 | 123.697 | 2.57 | 19.05.2017 03:20:00 | 123.698 | \$ -4009.12 |
| 2297 | Sell | 19.05.2017 02:30:00 | 1.29509 | 1.96 | 19.05.2017 04:25:00 | 1.2948 | \$ 5992.24 |
| 1525 | Buy | 19.05.2017 02:30:00 | 111.382 | 0.35 | 19.05.2017 06:45:00 | 111.229 | \$ -5787.27 |
| 2298 | Buy | 22.05.2017 01:30:00 | 1.30131 | 1.96 | 22.05.2017 02:05:00 | 1.30239 | \$ 22305.78 |
| 2658 | Buy | 23.05.2017 02:20:00 | 124.797 | 2.52 | 23.05.2017 03:50:00 | 124.972 | \$ 40955.12 |
| 2657 | Buy | 23.05.2017 02:15:00 | 124.829 | 2.54 | 23.05.2017 03:50:00 | 124.964 | \$ 31119.22 |
| 2656 | Buy | 23.05.2017 02:00:00 | 124.865 | 2.56 | 23.05.2017 03:50:00 | 124.953 | \$ 19331.46 |
| 1340 | Sell | 23.05.2017 22:30:00 | 0.9761 | 0.78 | 24.05.2017 01:05:00 | 0.97549 | \$ 5031.11 |
| 1955 | Sell | 23.05.2017 22:30:00 | 1.35233 | 0.14 | 24.05.2017 02:45:00 | 1.35208 | \$ 65.18 |
| 1954 | Sell | 23.05.2017 22:00:00 | 1.35203 | 0.15 | 24.05.2017 08:05:00 | 1.35389 | \$ -2459.4 |
| 1920 | Sell | 24.05.2017 23:15:00 | 1.12197 | 0.93 | 25.05.2017 00:50:00 | 1.12133 | \$ 6045.47 |
| 1919 | Sell | 24.05.2017 23:10:00 | 1.12159 | 0.94 | 25.05.2017 00:50:00 | 1.12153 | \$ 362.81 |
| 1918 | Sell | 24.05.2017 22:50:00 | 1.12147 | 0.94 | 25.05.2017 00:50:00 | 1.12134 | \$ 1056.5 |
| 1344 | Buy | 24.05.2017 23:20:00 | 0.97304 | 0.77 | 25.05.2017 01:00:00 | 0.97363 | \$ 5192.95 |
| 1343 | Buy | 24.05.2017 23:10:00 | 0.97334 | 0.78 | 25.05.2017 01:00:00 | 0.9735 | \$ 1397.29 |
| 1342 | Buy | 24.05.2017 23:05:00 | 0.97349 | 0.78 | 25.05.2017 01:00:00 | 0.9735 | \$ 49.69 |
| 1341 | Buy | 24.05.2017 22:50:00 | 0.97359 | 0.78 | 25.05.2017 01:00:00 | 0.97361 | \$ 139.54 |
| 2104 | Sell | 24.05.2017 21:30:00 | 0.74888 | 0.15 | 25.05.2017 01:00:00 | 0.75006 | \$ -2136.98 |

| | | | | | | | |
|------|------|---------------------|---------|------|---------------------|---------|---------------|
| 1529 | Buy | 24.05.2017 23:10:00 | 111.517 | 0.34 | 25.05.2017 01:15:00 | 111.612 | \$ 2631.58 |
| 1528 | Buy | 24.05.2017 22:40:00 | 111.581 | 0.34 | 25.05.2017 01:15:00 | 111.616 | \$ 591.58 |
| 1527 | Buy | 24.05.2017 22:15:00 | 111.615 | 0.34 | 25.05.2017 01:15:00 | 111.601 | \$ -1074.42 |
| 1526 | Buy | 24.05.2017 22:10:00 | 111.643 | 0.35 | 25.05.2017 01:15:00 | 111.599 | \$ -2156.02 |
| 2300 | Sell | 24.05.2017 23:10:00 | 1.29647 | 1.95 | 25.05.2017 09:10:00 | 1.29893 | \$ -52513.12 |
| 2299 | Sell | 24.05.2017 23:05:00 | 1.2961 | 1.97 | 25.05.2017 09:10:00 | 1.29889 | \$ -59905.26 |
| 2301 | Sell | 24.05.2017 23:20:00 | 1.29666 | 1.94 | 25.05.2017 09:20:00 | 1.29863 | \$ -42222.32 |
| 2302 | Sell | 24.05.2017 23:40:00 | 1.29688 | 1.92 | 25.05.2017 09:45:00 | 1.29828 | \$ -30249.53 |
| 2659 | Sell | 29.05.2017 00:03:00 | 124.271 | 2.6 | 29.05.2017 03:05:00 | 124.293 | \$ -8951.18 |
| 2303 | Sell | 29.05.2017 02:00:00 | 1.2816 | 1.92 | 29.05.2017 10:30:00 | 1.28225 | \$ -13156.79 |
| 2663 | Buy | 30.05.2017 01:15:00 | 123.9 | 2.52 | 30.05.2017 06:30:00 | 123.437 | \$ -119798.18 |
| 2662 | Buy | 30.05.2017 01:10:00 | 123.929 | 2.54 | 30.05.2017 06:30:00 | 123.425 | \$ -131163.52 |
| 2661 | Buy | 30.05.2017 01:05:00 | 124.035 | 2.57 | 30.05.2017 06:30:00 | 123.428 | \$ -159186.42 |
| 2660 | Buy | 30.05.2017 01:00:00 | 124.117 | 2.6 | 30.05.2017 06:30:00 | 123.424 | \$ -183406.76 |
| 1922 | Buy | 30.05.2017 02:25:00 | 1.11338 | 0.95 | 30.05.2017 08:25:00 | 1.11317 | \$ -2102.23 |
| 1921 | Buy | 30.05.2017 01:30:00 | 1.11374 | 0.95 | 30.05.2017 08:25:00 | 1.11305 | \$ -6907.33 |
| 1956 | Sell | 30.05.2017 01:30:00 | 1.34733 | 0.15 | 30.05.2017 09:20:00 | 1.34741 | \$ -281.16 |
| 2306 | Buy | 31.05.2017 00:40:00 | 1.27919 | 1.87 | 31.05.2017 00:57:00 | 1.27983 | \$ 12611.28 |
| 2307 | Buy | 31.05.2017 01:00:00 | 1.27984 | 1.88 | 31.05.2017 02:07:00 | 1.28044 | \$ 11886.3 |
| 2664 | Buy | 31.05.2017 02:30:00 | 123.742 | 2.44 | 31.05.2017 03:16:00 | 123.772 | \$ 4300.65 |
| 1924 | Buy | 31.05.2017 02:20:00 | 1.1171 | 0.95 | 31.05.2017 03:40:00 | 1.11758 | \$ 4805.1 |
| 1923 | Buy | 31.05.2017 02:00:00 | 1.11727 | 0.95 | 31.05.2017 03:40:00 | 1.1176 | \$ 3303.51 |
| 2308 | Buy | 31.05.2017 02:20:00 | 1.28028 | 1.89 | 31.05.2017 03:40:00 | 1.28163 | \$ 26886.43 |
| 2305 | Buy | 31.05.2017 00:35:00 | 1.28052 | 1.89 | 31.05.2017 03:40:00 | 1.28175 | \$ 24496.52 |
| 2304 | Buy | 31.05.2017 00:30:00 | 1.28309 | 1.92 | 31.05.2017 03:40:00 | 1.28172 | \$ -27717.84 |
| 2309 | Buy | 31.05.2017 21:30:00 | 1.28777 | 1.93 | 31.05.2017 22:08:00 | 1.28824 | \$ 9558.57 |
| 1345 | Sell | 31.05.2017 22:30:00 | 0.96874 | 0.79 | 01.06.2017 00:00:00 | 0.96756 | \$ 9387.42 |
| 1957 | Buy | 01.06.2017 00:05:00 | 1.34914 | 0.15 | 01.06.2017 02:10:00 | 1.3497 | \$ 485.65 |
| 1530 | Sell | 31.05.2017 22:30:00 | 110.755 | 0.35 | 01.06.2017 02:20:00 | 110.751 | \$ -728.02 |
| 2313 | Buy | 01.06.2017 01:45:00 | 1.28687 | 1.89 | 01.06.2017 04:10:00 | 1.28786 | \$ 19716.72 |
| 2312 | Buy | 01.06.2017 01:20:00 | 1.28728 | 1.91 | 01.06.2017 04:10:00 | 1.28776 | \$ 9660.78 |
| 2311 | Buy | 01.06.2017 00:35:00 | 1.28756 | 1.92 | 01.06.2017 04:10:00 | 1.28784 | \$ 5664.96 |
| 2310 | Buy | 01.06.2017 00:30:00 | 1.28779 | 1.94 | 01.06.2017 04:10:00 | 1.2879 | \$ 2248.71 |
| 1960 | Sell | 01.06.2017 21:45:00 | 1.35199 | 0.14 | 02.06.2017 01:55:00 | 1.35105 | \$ 837.15 |
| 1959 | Sell | 01.06.2017 21:35:00 | 1.35171 | 0.14 | 02.06.2017 01:55:00 | 1.35113 | \$ 434.39 |
| 1958 | Sell | 01.06.2017 21:30:00 | 1.35145 | 0.15 | 02.06.2017 01:55:00 | 1.35114 | \$ 141.77 |
| 1532 | Sell | 05.06.2017 01:25:00 | 110.542 | 0.35 | 05.06.2017 03:00:00 | 110.502 | \$ 967.73 |
| 2105 | Buy | 05.06.2017 00:30:00 | 0.74283 | 0.16 | 05.06.2017 04:25:00 | 0.74337 | \$ 712.89 |
| 1531 | Sell | 05.06.2017 01:20:00 | 110.495 | 0.35 | 05.06.2017 07:55:00 | 110.515 | \$ -1132.27 |
| 2316 | Buy | 05.06.2017 23:30:00 | 1.29011 | 1.91 | 06.06.2017 03:20:00 | 1.29086 | \$ 14279.88 |
| 2315 | Buy | 05.06.2017 22:00:00 | 1.29069 | 1.93 | 06.06.2017 03:20:00 | 1.29104 | \$ 6294.46 |
| 2314 | Buy | 05.06.2017 21:30:00 | 1.29091 | 1.94 | 06.06.2017 03:20:00 | 1.29104 | \$ 1829.67 |
| 596 | Sell | 05.06.2017 22:00:00 | 0.87224 | 0.19 | 06.06.2017 04:00:00 | 0.87197 | \$ 435.89 |
| 2666 | Sell | 06.06.2017 22:05:00 | 123.474 | 2.43 | 07.06.2017 00:05:00 | 123.354 | \$ 25617.86 |
| 2665 | Sell | 06.06.2017 22:00:00 | 123.445 | 2.45 | 07.06.2017 00:05:00 | 123.355 | \$ 18479.35 |
| 1533 | Sell | 06.06.2017 22:00:00 | 109.529 | 0.35 | 07.06.2017 00:10:00 | 109.372 | \$ 4917.48 |
| 2319 | Sell | 06.06.2017 23:10:00 | 1.29118 | 1.92 | 07.06.2017 05:55:00 | 1.28972 | \$ 28914.89 |
| 2318 | Sell | 06.06.2017 23:05:00 | 1.29099 | 1.94 | 07.06.2017 05:55:00 | 1.28988 | \$ 22057.87 |
| 2317 | Sell | 06.06.2017 23:00:00 | 1.29083 | 1.95 | 07.06.2017 05:55:00 | 1.28981 | \$ 20321.39 |
| 2669 | Sell | 07.06.2017 22:55:00 | 123.72 | 2.41 | 08.06.2017 00:04:00 | 123.691 | \$ 2395.2 |
| 1535 | Sell | 07.06.2017 21:35:00 | 109.88 | 0.35 | 08.06.2017 00:25:00 | 109.802 | \$ 1861.98 |
| 1534 | Sell | 07.06.2017 21:30:00 | 109.851 | 0.35 | 08.06.2017 00:25:00 | 109.797 | \$ 1021.98 |
| 2668 | Sell | 07.06.2017 21:30:00 | 123.678 | 2.43 | 08.06.2017 00:25:00 | 123.616 | \$ 10435.03 |
| 2667 | Sell | 07.06.2017 21:25:00 | 123.65 | 2.45 | 08.06.2017 00:25:00 | 123.607 | \$ 5866.21 |
| 1961 | Buy | 08.06.2017 00:20:00 | 1.35064 | 0.15 | 08.06.2017 02:50:00 | 1.35087 | \$ 90.29 |
| 597 | Sell | 09.06.2017 00:30:00 | 0.8798 | 0.19 | 09.06.2017 00:52:00 | 0.87886 | \$ 2198.89 |
| 598 | Sell | 09.06.2017 00:55:00 | 0.87879 | 0.19 | 09.06.2017 01:27:00 | 0.87565 | \$ 7894.43 |
| 599 | Sell | 09.06.2017 01:00:00 | 0.8792 | 0.19 | 09.06.2017 01:27:00 | 0.87563 | \$ 9007.65 |
| 600 | Sell | 09.06.2017 01:05:00 | 0.87942 | 0.19 | 09.06.2017 01:27:00 | 0.87565 | \$ 9525.43 |
| 601 | Buy | 12.06.2017 00:00:00 | 0.88139 | 0.2 | 12.06.2017 00:05:00 | 0.88048 | \$ -2724.38 |

| | | | | | | | |
|------|------|---------------------|---------|------|---------------------|---------|--------------|
| 2673 | Sell | 12.06.2017 23:10:00 | 123.117 | 2.4 | 13.06.2017 01:55:00 | 123.043 | \$ 14269.8 |
| 2672 | Sell | 12.06.2017 23:00:00 | 123.099 | 2.43 | 13.06.2017 01:55:00 | 123.048 | \$ 8859.68 |
| 2671 | Sell | 12.06.2017 22:25:00 | 123.068 | 2.45 | 13.06.2017 01:55:00 | 123.033 | \$ 5013.26 |
| 2670 | Sell | 12.06.2017 22:00:00 | 123.061 | 2.47 | 13.06.2017 01:55:00 | 123.042 | \$ 1102.44 |
| 2323 | Sell | 13.06.2017 00:40:00 | 1.26768 | 1.91 | 13.06.2017 04:00:00 | 1.26631 | \$ 27586.04 |
| 2322 | Sell | 13.06.2017 00:35:00 | 1.26765 | 1.93 | 13.06.2017 04:00:00 | 1.2663 | \$ 27467.96 |
| 2321 | Sell | 13.06.2017 00:30:00 | 1.26745 | 1.94 | 13.06.2017 04:00:00 | 1.2663 | \$ 23519.87 |
| 2320 | Sell | 12.06.2017 22:00:00 | 1.26568 | 1.97 | 13.06.2017 04:00:00 | 1.26643 | \$ -16230.12 |
| 603 | Buy | 13.06.2017 00:35:00 | 0.88364 | 0.2 | 13.06.2017 04:20:00 | 0.88457 | \$ 2284.81 |
| 602 | Buy | 13.06.2017 00:30:00 | 0.88402 | 0.2 | 13.06.2017 04:20:00 | 0.88446 | \$ 950.83 |
| 1536 | Sell | 12.06.2017 23:30:00 | 109.937 | 0.35 | 13.06.2017 07:05:00 | 109.966 | \$ -1592.52 |
| 1926 | Buy | 14.06.2017 21:35:00 | 1.12173 | 0.95 | 14.06.2017 21:47:00 | 1.12299 | \$ 12613.39 |
| 2325 | Buy | 14.06.2017 21:35:00 | 1.2752 | 1.96 | 14.06.2017 21:48:00 | 1.27572 | \$ 10739.82 |
| 1347 | Sell | 14.06.2017 21:35:00 | 0.97166 | 0.79 | 14.06.2017 21:49:00 | 0.97131 | \$ 3177.21 |
| 1538 | Sell | 14.06.2017 21:35:00 | 109.575 | 0.35 | 14.06.2017 21:50:00 | 109.468 | \$ 3312.73 |
| 1962 | Sell | 14.06.2017 22:00:00 | 1.32508 | 0.15 | 14.06.2017 23:48:00 | 1.32345 | \$ 1768.61 |
| 1963 | Sell | 14.06.2017 22:05:00 | 1.32537 | 0.15 | 14.06.2017 23:48:00 | 1.32349 | \$ 2068.28 |
| 1964 | Sell | 14.06.2017 22:10:00 | 1.32594 | 0.15 | 14.06.2017 23:48:00 | 1.32361 | \$ 2607.7 |
| 1965 | Sell | 14.06.2017 22:15:00 | 1.32608 | 0.15 | 14.06.2017 23:48:00 | 1.32351 | \$ 2895.39 |
| 2328 | Buy | 14.06.2017 22:00:00 | 1.2745 | 1.92 | 15.06.2017 00:00:00 | 1.2747 | \$ 1588.33 |
| 1350 | Sell | 14.06.2017 22:20:00 | 0.97244 | 0.78 | 15.06.2017 01:16:00 | 0.97168 | \$ 5494.84 |
| 1349 | Sell | 14.06.2017 21:55:00 | 0.97203 | 0.79 | 15.06.2017 01:17:00 | 0.97189 | \$ -76.9 |
| 2327 | Buy | 14.06.2017 21:55:00 | 1.2751 | 1.94 | 15.06.2017 01:40:00 | 1.27531 | \$ 1809.29 |
| 2326 | Buy | 14.06.2017 21:50:00 | 1.27543 | 1.96 | 15.06.2017 01:40:00 | 1.27533 | \$ -4574.63 |
| 2324 | Buy | 14.06.2017 21:30:00 | 1.27755 | 1.98 | 15.06.2017 01:40:00 | 1.27538 | \$ -47810.31 |
| 1541 | Sell | 14.06.2017 22:10:00 | 109.644 | 0.34 | 15.06.2017 01:45:00 | 109.47 | \$ 5072.78 |
| 1540 | Sell | 14.06.2017 22:00:00 | 109.555 | 0.35 | 15.06.2017 01:45:00 | 109.468 | \$ 2176.98 |
| 1539 | Sell | 14.06.2017 21:55:00 | 109.546 | 0.35 | 15.06.2017 01:45:00 | 109.477 | \$ 1546.98 |
| 1537 | Sell | 14.06.2017 21:30:00 | 109.381 | 0.35 | 15.06.2017 01:45:00 | 109.481 | \$ -4368.02 |
| 2109 | Buy | 14.06.2017 22:10:00 | 0.75836 | 0.15 | 15.06.2017 01:50:00 | 0.75928 | \$ 1168.95 |
| 2108 | Buy | 14.06.2017 21:55:00 | 0.7589 | 0.15 | 15.06.2017 01:50:00 | 0.75934 | \$ 410.2 |
| 2107 | Buy | 14.06.2017 21:50:00 | 0.75905 | 0.16 | 15.06.2017 01:50:00 | 0.75919 | \$ -68.28 |
| 2106 | Buy | 14.06.2017 21:35:00 | 0.75965 | 0.16 | 15.06.2017 01:50:00 | 0.75934 | \$ -827.03 |
| 1929 | Buy | 14.06.2017 22:00:00 | 1.12159 | 0.93 | 15.06.2017 03:50:00 | 1.12186 | \$ 1005.55 |
| 1928 | Buy | 14.06.2017 21:55:00 | 1.12171 | 0.94 | 15.06.2017 03:50:00 | 1.1219 | \$ 223.94 |
| 1927 | Buy | 14.06.2017 21:50:00 | 1.12206 | 0.95 | 15.06.2017 03:50:00 | 1.12179 | \$ -4378.57 |
| 1925 | Buy | 14.06.2017 21:30:00 | 1.12485 | 0.96 | 15.06.2017 03:50:00 | 1.12173 | \$ -33255.26 |
| 1348 | Sell | 14.06.2017 21:50:00 | 0.9717 | 0.8 | 15.06.2017 03:55:00 | 0.9708 | \$ 6925.9 |
| 1346 | Sell | 14.06.2017 21:30:00 | 0.96953 | 0.8 | 15.06.2017 03:55:00 | 0.9708 | \$ -13071.73 |
| 1543 | Buy | 16.06.2017 01:50:00 | 110.855 | 0.35 | 16.06.2017 02:45:00 | 110.928 | \$ 2122.73 |
| 1542 | Buy | 16.06.2017 00:30:00 | 110.869 | 0.35 | 16.06.2017 02:45:00 | 110.923 | \$ 1457.73 |
| 1931 | Sell | 15.06.2017 22:10:00 | 1.11577 | 0.94 | 16.06.2017 03:37:00 | 1.11539 | \$ 3688.45 |
| 1930 | Sell | 15.06.2017 22:00:00 | 1.11539 | 0.95 | 16.06.2017 05:15:00 | 1.11472 | \$ 6632.1 |
| 1969 | Buy | 15.06.2017 23:30:00 | 1.32654 | 0.15 | 16.06.2017 05:35:00 | 1.32612 | \$ -730.61 |
| 1968 | Buy | 15.06.2017 21:40:00 | 1.32712 | 0.15 | 16.06.2017 05:35:00 | 1.3261 | \$ -1449.44 |
| 1967 | Buy | 15.06.2017 21:35:00 | 1.32739 | 0.15 | 16.06.2017 05:35:00 | 1.32619 | \$ -1665.09 |
| 1966 | Buy | 15.06.2017 21:30:00 | 1.32785 | 0.15 | 16.06.2017 05:35:00 | 1.32607 | \$ -2359.96 |
| 2329 | Buy | 19.06.2017 01:00:00 | 1.27626 | 1.97 | 19.06.2017 03:59:00 | 1.27706 | \$ 16607.1 |
| 1970 | Buy | 20.06.2017 21:25:00 | 1.32534 | 0.15 | 20.06.2017 22:10:00 | 1.32629 | \$ 952.88 |
| 2333 | Sell | 20.06.2017 22:40:00 | 1.26324 | 1.93 | 21.06.2017 00:05:00 | 1.2624 | \$ 16450.58 |
| 2332 | Sell | 20.06.2017 22:30:00 | 1.26294 | 1.95 | 21.06.2017 00:05:00 | 1.26236 | \$ 11276.11 |
| 2331 | Sell | 20.06.2017 21:50:00 | 1.26288 | 1.96 | 21.06.2017 00:05:00 | 1.26242 | \$ 8854.39 |
| 2330 | Sell | 20.06.2017 21:40:00 | 1.26258 | 1.98 | 21.06.2017 00:05:00 | 1.26246 | \$ 1847.67 |
| 2334 | Sell | 21.06.2017 02:30:00 | 1.26333 | 1.99 | 21.06.2017 03:45:00 | 1.26229 | \$ 21818.34 |
| 1971 | Buy | 21.06.2017 22:00:00 | 1.33109 | 0.15 | 21.06.2017 23:10:00 | 1.33253 | \$ 1539.94 |
| 1545 | Buy | 21.06.2017 21:30:00 | 111.255 | 0.35 | 21.06.2017 23:15:00 | 111.412 | \$ 5062.73 |
| 1544 | Buy | 21.06.2017 21:25:00 | 111.287 | 0.35 | 21.06.2017 23:15:00 | 111.417 | \$ 4117.73 |
| 2335 | Sell | 22.06.2017 23:00:00 | 1.26887 | 1.99 | 23.06.2017 02:25:00 | 1.26771 | \$ 23675.34 |
| 604 | Buy | 26.06.2017 00:30:00 | 0.87867 | 0.19 | 26.06.2017 10:30:00 | 0.87823 | \$ -1372.61 |
| 1932 | Buy | 26.06.2017 21:30:00 | 1.11776 | 0.94 | 26.06.2017 23:30:00 | 1.11835 | \$ 5844.1 |

| | | | | | | | |
|------|------|---------------------|---------|------|---------------------|---------|--------------|
| 1548 | Buy | 27.06.2017 22:55:00 | 112.093 | 0.35 | 27.06.2017 23:05:00 | 112.218 | \$ 3942.73 |
| 1547 | Buy | 27.06.2017 21:45:00 | 112.117 | 0.35 | 27.06.2017 23:05:00 | 112.22 | \$ 3172.73 |
| 1546 | Buy | 27.06.2017 21:40:00 | 112.139 | 0.35 | 27.06.2017 23:05:00 | 112.217 | \$ 2297.73 |
| 1972 | Sell | 28.06.2017 00:00:00 | 1.31988 | 0.15 | 28.06.2017 01:25:00 | 1.31847 | \$ 1504.9 |
| 1936 | Buy | 28.06.2017 00:20:00 | 1.13315 | 0.9 | 28.06.2017 01:40:00 | 1.13402 | \$ 8250.87 |
| 1935 | Buy | 28.06.2017 00:10:00 | 1.13355 | 0.91 | 28.06.2017 01:40:00 | 1.13404 | \$ 4698.68 |
| 1934 | Buy | 28.06.2017 00:05:00 | 1.13366 | 0.92 | 28.06.2017 01:40:00 | 1.13409 | \$ 4168.64 |
| 1933 | Buy | 28.06.2017 00:00:00 | 1.13388 | 0.93 | 28.06.2017 01:40:00 | 1.13408 | \$ 1959.97 |
| 606 | Buy | 27.06.2017 23:30:00 | 0.88419 | 0.19 | 28.06.2017 02:20:00 | 0.88509 | \$ 1992.12 |
| 605 | Buy | 27.06.2017 22:30:00 | 0.88434 | 0.19 | 28.06.2017 02:20:00 | 0.8851 | \$ 1630.04 |
| 2674 | Buy | 28.06.2017 02:30:00 | 127.197 | 2.4 | 28.06.2017 05:00:00 | 127.254 | \$ 10627.08 |
| 2337 | Buy | 29.06.2017 00:00:00 | 1.29238 | 1.98 | 29.06.2017 01:20:00 | 1.29311 | \$ 15230.91 |
| 2336 | Buy | 28.06.2017 22:35:00 | 1.29265 | 2.0 | 29.06.2017 01:20:00 | 1.29311 | \$ 7134.01 |
| 1973 | Sell | 29.06.2017 01:35:00 | 1.30408 | 0.15 | 29.06.2017 03:05:00 | 1.3036 | \$ 390.12 |
| 1549 | Buy | 03.07.2017 00:00:00 | 112.05 | 0.35 | 03.07.2017 02:37:00 | 112.28 | \$ 7617.73 |
| 1550 | Buy | 04.07.2017 02:00:00 | 113.323 | 0.35 | 04.07.2017 11:05:00 | 113.203 | \$ -4632.27 |
| 1553 | Buy | 05.07.2017 01:50:00 | 113.008 | 0.34 | 05.07.2017 06:35:00 | 113.037 | \$ 566.08 |
| 1552 | Buy | 05.07.2017 01:45:00 | 113.076 | 0.35 | 05.07.2017 06:35:00 | 113.044 | \$ -1552.27 |
| 1551 | Buy | 05.07.2017 01:30:00 | 113.118 | 0.35 | 05.07.2017 06:35:00 | 113.041 | \$ -3127.27 |
| 1937 | Sell | 05.07.2017 22:30:00 | 1.13486 | 0.92 | 06.07.2017 02:25:00 | 1.13487 | \$ -323.83 |
| 1977 | Buy | 06.07.2017 00:00:00 | 1.29568 | 0.14 | 06.07.2017 02:50:00 | 1.29598 | \$ 162.55 |
| 1976 | Buy | 05.07.2017 22:30:00 | 1.29666 | 0.14 | 06.07.2017 02:50:00 | 1.29594 | \$ -1096.08 |
| 1975 | Buy | 05.07.2017 22:15:00 | 1.29696 | 0.14 | 06.07.2017 02:50:00 | 1.29599 | \$ -1375.62 |
| 1974 | Buy | 05.07.2017 22:00:00 | 1.29761 | 0.14 | 06.07.2017 02:50:00 | 1.29602 | \$ -2068.9 |
| 2110 | Sell | 05.07.2017 22:30:00 | 0.76029 | 0.15 | 06.07.2017 02:55:00 | 0.76002 | \$ 155.84 |
| 1554 | Buy | 05.07.2017 22:30:00 | 113.16 | 0.35 | 06.07.2017 03:05:00 | 113.251 | \$ 2568.98 |
| 2675 | Buy | 07.07.2017 00:40:00 | 129.235 | 2.36 | 07.07.2017 03:05:00 | 129.3 | \$ 12290.24 |
| 1978 | Sell | 06.07.2017 22:30:00 | 1.2966 | 0.14 | 07.07.2017 08:35:00 | 1.29924 | \$ -3168.1 |
| 1979 | Sell | 06.07.2017 23:00:00 | 1.29685 | 0.14 | 07.07.2017 09:05:00 | 1.29883 | \$ -2429.7 |
| 1980 | Sell | 06.07.2017 23:10:00 | 1.29702 | 0.14 | 07.07.2017 09:15:00 | 1.29868 | \$ -2071.69 |
| 1981 | Sell | 06.07.2017 23:15:00 | 1.2973 | 0.14 | 07.07.2017 09:20:00 | 1.2987 | \$ -1780.8 |
| 2676 | Buy | 10.07.2017 00:00:00 | 129.819 | 2.36 | 10.07.2017 00:30:00 | 129.948 | \$ 27380.44 |
| 1982 | Sell | 10.07.2017 00:35:00 | 1.2887 | 0.14 | 10.07.2017 04:25:00 | 1.28776 | \$ 878.74 |
| 607 | Buy | 10.07.2017 00:03:00 | 0.8843 | 0.19 | 10.07.2017 10:05:00 | 0.88437 | \$ -53.62 |
| 1555 | Buy | 11.07.2017 21:30:00 | 113.813 | 0.35 | 11.07.2017 23:35:00 | 113.915 | \$ 3137.73 |
| 1352 | Buy | 11.07.2017 21:30:00 | 0.96269 | 0.77 | 12.07.2017 03:04:00 | 0.96307 | \$ 3351.8 |
| 1353 | Buy | 11.07.2017 21:40:00 | 0.96257 | 0.76 | 12.07.2017 03:04:00 | 0.96298 | \$ 3570.88 |
| 1351 | Buy | 11.07.2017 21:25:00 | 0.9633 | 0.77 | 12.07.2017 07:25:00 | 0.96288 | \$ -3743.23 |
| 2677 | Buy | 12.07.2017 02:30:00 | 130.518 | 2.35 | 12.07.2017 12:35:00 | 129.794 | \$ -173207.1 |
| 610 | Sell | 12.07.2017 22:45:00 | 0.8864 | 0.19 | 13.07.2017 00:40:00 | 0.88511 | \$ 3019.65 |
| 609 | Sell | 12.07.2017 22:40:00 | 0.88634 | 0.19 | 13.07.2017 00:40:00 | 0.88519 | \$ 2657.21 |
| 608 | Sell | 12.07.2017 22:30:00 | 0.88626 | 0.19 | 13.07.2017 00:40:00 | 0.88515 | \$ 2553.65 |
| 1986 | Sell | 12.07.2017 23:15:00 | 1.27462 | 0.14 | 13.07.2017 03:10:00 | 1.27418 | \$ 194.56 |
| 1985 | Sell | 12.07.2017 23:10:00 | 1.27444 | 0.14 | 13.07.2017 03:10:00 | 1.27411 | \$ 71.5 |
| 1984 | Sell | 12.07.2017 23:05:00 | 1.27413 | 0.14 | 13.07.2017 03:10:00 | 1.2742 | \$ -376.01 |
| 1983 | Sell | 12.07.2017 22:30:00 | 1.27387 | 0.14 | 13.07.2017 03:10:00 | 1.2742 | \$ -666.89 |
| 2681 | Sell | 13.07.2017 02:00:00 | 129.341 | 2.26 | 13.07.2017 05:55:00 | 129.268 | \$ 13574.6 |
| 2680 | Sell | 13.07.2017 01:55:00 | 129.331 | 2.29 | 13.07.2017 05:55:00 | 129.27 | \$ 11007.16 |
| 2679 | Sell | 13.07.2017 01:40:00 | 129.313 | 2.31 | 13.07.2017 05:55:00 | 129.266 | \$ 7869.92 |
| 2678 | Sell | 13.07.2017 01:30:00 | 129.266 | 2.33 | 13.07.2017 05:55:00 | 129.27 | \$ -3944.08 |
| 2682 | Sell | 14.07.2017 02:30:00 | 129.295 | 2.33 | 14.07.2017 08:00:00 | 129.34 | \$ -13497.78 |
| 2111 | Buy | 17.07.2017 01:30:00 | 0.78218 | 0.15 | 17.07.2017 02:35:00 | 0.78266 | \$ 573.49 |
| 1987 | Sell | 17.07.2017 01:30:00 | 1.2653 | 0.14 | 17.07.2017 03:25:00 | 1.26419 | \$ 1068.93 |
| 1556 | Sell | 17.07.2017 01:30:00 | 112.61 | 0.35 | 17.07.2017 03:53:00 | 112.52 | \$ 2717.73 |
| 611 | Buy | 18.07.2017 21:50:00 | 0.88592 | 0.19 | 18.07.2017 23:45:00 | 0.88591 | \$ -260.53 |
| 1357 | Sell | 18.07.2017 21:45:00 | 0.95492 | 0.77 | 19.07.2017 03:30:00 | 0.95477 | \$ 886.44 |
| 1356 | Sell | 18.07.2017 21:40:00 | 0.95441 | 0.78 | 19.07.2017 03:30:00 | 0.9548 | \$ -3954.0 |
| 1355 | Sell | 18.07.2017 21:35:00 | 0.95432 | 0.78 | 19.07.2017 03:30:00 | 0.95474 | \$ -4223.56 |
| 1354 | Sell | 18.07.2017 21:30:00 | 0.95415 | 0.79 | 19.07.2017 03:30:00 | 0.95481 | \$ -6461.78 |
| 1938 | Buy | 18.07.2017 22:35:00 | 1.15524 | 0.92 | 19.07.2017 08:35:00 | 1.15338 | \$ -18572.7 |

| | | | | | | | |
|------|------|---------------------|---------|------|---------------------|---------|--------------|
| 1557 | Sell | 20.07.2017 00:00:00 | 111.961 | 0.35 | 20.07.2017 02:10:00 | 111.835 | \$ 3977.73 |
| 2686 | Sell | 20.07.2017 01:35:00 | 128.989 | 2.27 | 20.07.2017 03:05:00 | 128.885 | \$ 20679.95 |
| 2685 | Sell | 20.07.2017 01:30:00 | 128.941 | 2.29 | 20.07.2017 03:05:00 | 128.877 | \$ 11703.32 |
| 2684 | Sell | 20.07.2017 00:00:00 | 128.918 | 2.31 | 20.07.2017 03:05:00 | 128.882 | \$ 5338.11 |
| 2683 | Sell | 19.07.2017 22:30:00 | 128.813 | 2.34 | 20.07.2017 03:05:00 | 128.881 | \$ -20491.73 |
| 1989 | Sell | 20.07.2017 00:05:00 | 1.26075 | 0.14 | 20.07.2017 03:25:00 | 1.25981 | \$ 878.75 |
| 1988 | Sell | 20.07.2017 00:00:00 | 1.26053 | 0.14 | 20.07.2017 03:25:00 | 1.25972 | \$ 733.3 |
| 1991 | Sell | 20.07.2017 23:05:00 | 1.25934 | 0.14 | 21.07.2017 03:40:00 | 1.259 | \$ 165.87 |
| 1990 | Sell | 20.07.2017 22:00:00 | 1.25846 | 0.14 | 21.07.2017 03:40:00 | 1.25914 | \$ -975.28 |
| 2688 | Buy | 21.07.2017 01:30:00 | 130.047 | 2.3 | 21.07.2017 03:55:00 | 130.167 | \$ 24609.15 |
| 2687 | Buy | 21.07.2017 01:20:00 | 130.064 | 2.32 | 21.07.2017 03:55:00 | 130.157 | \$ 18558.33 |
| 1940 | Buy | 21.07.2017 01:45:00 | 1.16254 | 0.9 | 21.07.2017 05:15:00 | 1.16344 | \$ 8535.37 |
| 1939 | Buy | 21.07.2017 01:30:00 | 1.16278 | 0.91 | 21.07.2017 05:15:00 | 1.16333 | \$ 5274.02 |
| 1941 | Buy | 25.07.2017 21:30:00 | 1.16443 | 0.91 | 26.07.2017 04:35:00 | 1.16445 | \$ -343.26 |
| 1942 | Sell | 26.07.2017 21:25:00 | 1.17024 | 0.91 | 26.07.2017 21:45:00 | 1.16982 | \$ 4029.27 |
| 1359 | Buy | 26.07.2017 21:30:00 | 0.95249 | 0.78 | 26.07.2017 21:51:00 | 0.95275 | \$ 2328.03 |
| 1994 | Buy | 26.07.2017 22:10:00 | 1.24226 | 0.14 | 26.07.2017 22:45:00 | 1.24452 | \$ 2354.17 |
| 2115 | Sell | 26.07.2017 22:10:00 | 0.80108 | 0.14 | 26.07.2017 23:40:00 | 0.79997 | \$ 1465.28 |
| 1361 | Buy | 26.07.2017 22:10:00 | 0.94986 | 0.78 | 26.07.2017 23:57:00 | 0.95089 | \$ 9245.68 |
| 613 | Sell | 26.07.2017 22:10:00 | 0.89496 | 0.19 | 27.07.2017 00:00:00 | 0.89402 | \$ 2113.54 |
| 612 | Sell | 26.07.2017 22:05:00 | 0.89476 | 0.19 | 27.07.2017 00:00:00 | 0.89412 | \$ 1336.87 |
| 1363 | Buy | 27.07.2017 00:05:00 | 0.95003 | 0.77 | 27.07.2017 02:05:00 | 0.95149 | \$ 12940.73 |
| 1362 | Buy | 27.07.2017 00:00:00 | 0.95072 | 0.78 | 27.07.2017 02:05:00 | 0.95136 | \$ 5741.94 |
| 1360 | Buy | 26.07.2017 22:05:00 | 0.95152 | 0.78 | 27.07.2017 02:05:00 | 0.95151 | \$ -129.98 |
| 1358 | Buy | 26.07.2017 21:25:00 | 0.95273 | 0.79 | 27.07.2017 02:05:00 | 0.95151 | \$ -11141.62 |
| 1946 | Sell | 26.07.2017 22:05:00 | 1.17295 | 0.87 | 27.07.2017 02:05:00 | 1.17284 | \$ 794.39 |
| 1945 | Sell | 26.07.2017 22:00:00 | 1.17051 | 0.89 | 27.07.2017 02:05:00 | 1.17285 | \$ -22174.83 |
| 1944 | Sell | 26.07.2017 21:55:00 | 1.16999 | 0.9 | 27.07.2017 02:05:00 | 1.17284 | \$ -27262.91 |
| 1943 | Sell | 26.07.2017 21:50:00 | 1.16977 | 0.91 | 27.07.2017 02:05:00 | 1.17293 | \$ -30539.8 |
| 2114 | Sell | 26.07.2017 22:05:00 | 0.79822 | 0.15 | 27.07.2017 02:05:00 | 0.79952 | \$ -2326.72 |
| 2113 | Sell | 26.07.2017 21:30:00 | 0.79741 | 0.15 | 27.07.2017 02:05:00 | 0.79954 | \$ -3639.16 |
| 2112 | Sell | 26.07.2017 21:25:00 | 0.79709 | 0.15 | 27.07.2017 02:05:00 | 0.79948 | \$ -4050.29 |
| 1995 | Buy | 26.07.2017 22:55:00 | 1.24442 | 0.14 | 27.07.2017 02:15:00 | 1.24568 | \$ 1117.91 |
| 1993 | Buy | 26.07.2017 22:05:00 | 1.24737 | 0.14 | 27.07.2017 02:15:00 | 1.2457 | \$ -2158.35 |
| 1992 | Buy | 26.07.2017 21:30:00 | 1.2481 | 0.15 | 27.07.2017 02:15:00 | 1.24572 | \$ -3163.13 |
| 1561 | Buy | 26.07.2017 22:05:00 | 111.216 | 0.35 | 27.07.2017 02:35:00 | 111.215 | \$ -651.02 |
| 1560 | Buy | 26.07.2017 22:00:00 | 111.329 | 0.35 | 27.07.2017 02:35:00 | 111.212 | \$ -4711.02 |
| 1559 | Buy | 26.07.2017 21:55:00 | 111.408 | 0.35 | 27.07.2017 02:35:00 | 111.203 | \$ -7791.02 |
| 1558 | Buy | 26.07.2017 21:30:00 | 111.436 | 0.36 | 27.07.2017 02:35:00 | 111.203 | \$ -9021.62 |
| 1364 | Buy | 27.07.2017 21:35:00 | 0.96293 | 0.79 | 27.07.2017 22:10:00 | 0.96447 | \$ 14004.78 |
| 1563 | Buy | 27.07.2017 21:35:00 | 111.018 | 0.35 | 27.07.2017 22:50:00 | 111.21 | \$ 6287.73 |
| 1562 | Buy | 27.07.2017 21:30:00 | 111.042 | 0.35 | 27.07.2017 22:50:00 | 111.225 | \$ 5972.73 |
| 1947 | Sell | 27.07.2017 21:30:00 | 1.16857 | 0.89 | 28.07.2017 01:33:00 | 1.16833 | \$ 2178.68 |
| 1948 | Sell | 27.07.2017 21:35:00 | 1.16884 | 0.89 | 28.07.2017 01:33:00 | 1.16846 | \$ 3492.26 |
| 2691 | Sell | 28.07.2017 00:45:00 | 129.974 | 2.29 | 28.07.2017 02:05:00 | 129.906 | \$ 12595.6 |
| 2690 | Sell | 27.07.2017 23:45:00 | 129.958 | 2.31 | 28.07.2017 02:05:00 | 129.905 | \$ 8725.7 |
| 2689 | Sell | 27.07.2017 23:30:00 | 129.895 | 2.34 | 28.07.2017 02:05:00 | 129.911 | \$ -7305.64 |
| 614 | Sell | 27.07.2017 21:30:00 | 0.89358 | 0.19 | 28.07.2017 03:55:00 | 0.89337 | \$ 280.55 |
| 1366 | Buy | 28.07.2017 01:35:00 | 0.9641 | 0.79 | 28.07.2017 03:55:00 | 0.96663 | \$ 23012.93 |
| 1365 | Buy | 28.07.2017 01:30:00 | 0.96436 | 0.8 | 28.07.2017 03:55:00 | 0.96671 | \$ 21645.66 |
| 1997 | Buy | 28.07.2017 02:15:00 | 1.25508 | 0.14 | 28.07.2017 04:20:00 | 1.2552 | \$ -38.72 |
| 1996 | Buy | 28.07.2017 02:00:00 | 1.25517 | 0.15 | 28.07.2017 04:20:00 | 1.25525 | \$ -89.42 |
| 2338 | Buy | 31.07.2017 00:30:00 | 1.3126 | 2.0 | 31.07.2017 03:13:00 | 1.31377 | \$ 24657.75 |
| 1999 | Sell | 31.07.2017 02:30:00 | 1.24536 | 0.15 | 31.07.2017 05:30:00 | 1.24673 | \$ -1827.47 |
| 1998 | Sell | 31.07.2017 01:35:00 | 1.24416 | 0.15 | 31.07.2017 05:30:00 | 1.24677 | \$ -3313.86 |
| 2003 | Buy | 31.07.2017 22:00:00 | 1.24561 | 0.14 | 01.08.2017 00:35:00 | 1.24928 | \$ 3891.45 |
| 2002 | Buy | 31.07.2017 21:50:00 | 1.24572 | 0.14 | 01.08.2017 00:35:00 | 1.24936 | \$ 3857.9 |
| 2001 | Buy | 31.07.2017 21:40:00 | 1.2469 | 0.15 | 01.08.2017 00:35:00 | 1.2494 | \$ 2767.69 |
| 2000 | Buy | 31.07.2017 21:30:00 | 1.24717 | 0.15 | 01.08.2017 00:35:00 | 1.24926 | \$ 2276.49 |
| 1564 | Buy | 31.07.2017 22:00:00 | 110.232 | 0.36 | 01.08.2017 01:15:00 | 110.297 | \$ 1832.38 |

| | | | | | | | |
|------|------|---------------------|---------|------|---------------------|---------|--------------|
| 2116 | Sell | 31.07.2017 22:00:00 | 0.79976 | 0.15 | 01.08.2017 01:15:00 | 0.79973 | \$ -166.43 |
| 2339 | Buy | 01.08.2017 02:30:00 | 1.31928 | 2.01 | 01.08.2017 04:50:00 | 1.32136 | \$ 44055.18 |
| 1952 | Buy | 01.08.2017 02:10:00 | 1.18265 | 0.87 | 01.08.2017 04:55:00 | 1.18294 | \$ 2658.61 |
| 1951 | Buy | 01.08.2017 02:05:00 | 1.18273 | 0.88 | 01.08.2017 04:55:00 | 1.18289 | \$ 1483.68 |
| 1950 | Buy | 01.08.2017 01:45:00 | 1.18297 | 0.88 | 01.08.2017 04:55:00 | 1.18298 | \$ 92.73 |
| 1949 | Buy | 01.08.2017 01:30:00 | 1.18316 | 0.89 | 01.08.2017 04:55:00 | 1.18289 | \$ -2532.17 |
| 1955 | Buy | 02.08.2017 22:55:00 | 1.185 | 0.87 | 03.08.2017 00:55:00 | 1.18586 | \$ 6349.56 |
| 1954 | Buy | 02.08.2017 22:15:00 | 1.18531 | 0.88 | 03.08.2017 00:55:00 | 1.18583 | \$ 3269.73 |
| 1953 | Buy | 02.08.2017 22:00:00 | 1.18592 | 0.88 | 03.08.2017 00:55:00 | 1.18574 | \$ -3221.37 |
| 2340 | Buy | 02.08.2017 22:30:00 | 1.32218 | 2.02 | 03.08.2017 02:35:00 | 1.32277 | \$ 9972.49 |
| 2342 | Sell | 03.08.2017 23:05:00 | 1.31427 | 2.01 | 04.08.2017 03:40:00 | 1.31408 | \$ 3358.96 |
| 2341 | Sell | 03.08.2017 23:00:00 | 1.3142 | 2.02 | 04.08.2017 03:40:00 | 1.31418 | \$ -244.56 |
| 1959 | Sell | 07.08.2017 01:35:00 | 1.17911 | 0.86 | 07.08.2017 03:27:00 | 1.17864 | \$ 4261.19 |
| 2005 | Buy | 07.08.2017 01:35:00 | 1.26344 | 0.15 | 07.08.2017 07:40:00 | 1.26416 | \$ 677.34 |
| 2004 | Buy | 07.08.2017 01:30:00 | 1.26405 | 0.15 | 07.08.2017 07:40:00 | 1.264 | \$ -245.16 |
| 1958 | Sell | 07.08.2017 01:30:00 | 1.1785 | 0.88 | 07.08.2017 08:00:00 | 1.17949 | \$ -9184.46 |
| 1957 | Sell | 07.08.2017 01:25:00 | 1.17809 | 0.88 | 07.08.2017 08:00:00 | 1.17957 | \$ -13730.29 |
| 1956 | Sell | 07.08.2017 01:20:00 | 1.17791 | 0.89 | 07.08.2017 08:00:00 | 1.1795 | \$ -14918.41 |
| 2346 | Sell | 07.08.2017 01:40:00 | 1.3052 | 1.98 | 07.08.2017 08:25:00 | 1.30546 | \$ -5427.18 |
| 2345 | Sell | 07.08.2017 01:35:00 | 1.30496 | 1.99 | 07.08.2017 08:25:00 | 1.30532 | \$ -7552.5 |
| 2344 | Sell | 07.08.2017 01:30:00 | 1.30473 | 2.01 | 07.08.2017 08:25:00 | 1.30534 | \$ -12925.91 |
| 2343 | Sell | 07.08.2017 01:25:00 | 1.30453 | 2.03 | 07.08.2017 08:25:00 | 1.30537 | \$ -17976.73 |
| 2695 | Sell | 07.08.2017 01:25:00 | 130.51 | 2.27 | 07.08.2017 08:40:00 | 130.551 | \$ -12269.51 |
| 2694 | Sell | 07.08.2017 01:15:00 | 130.487 | 2.29 | 07.08.2017 08:40:00 | 130.536 | \$ -14209.01 |
| 2693 | Sell | 07.08.2017 01:05:00 | 130.439 | 2.31 | 07.08.2017 08:40:00 | 130.542 | \$ -26806.44 |
| 2692 | Sell | 07.08.2017 01:00:00 | 130.425 | 2.33 | 07.08.2017 08:40:00 | 130.551 | \$ -32396.79 |
| 2348 | Sell | 08.08.2017 23:05:00 | 1.29926 | 2.0 | 09.08.2017 02:40:00 | 1.29893 | \$ 6294.09 |
| 2347 | Sell | 08.08.2017 22:00:00 | 1.29888 | 2.01 | 09.08.2017 02:40:00 | 1.29881 | \$ 816.15 |
| 1960 | Sell | 09.08.2017 02:05:00 | 1.17638 | 0.89 | 09.08.2017 03:15:00 | 1.17463 | \$ 16419.63 |
| 1367 | Buy | 08.08.2017 23:00:00 | 0.97403 | 0.81 | 09.08.2017 09:05:00 | 0.96767 | \$ -59354.94 |
| 2699 | Sell | 09.08.2017 23:50:00 | 129.409 | 2.27 | 10.08.2017 00:55:00 | 129.267 | \$ 27777.74 |
| 2698 | Sell | 09.08.2017 23:45:00 | 129.391 | 2.28 | 10.08.2017 00:55:00 | 129.272 | \$ 22656.29 |
| 2697 | Sell | 09.08.2017 23:15:00 | 129.372 | 2.3 | 10.08.2017 00:55:00 | 129.273 | \$ 18255.47 |
| 2696 | Sell | 09.08.2017 23:00:00 | 129.329 | 2.33 | 10.08.2017 00:55:00 | 129.27 | \$ 9174.72 |
| 2701 | Sell | 10.08.2017 22:05:00 | 128.662 | 2.34 | 10.08.2017 23:04:00 | 128.624 | \$ 5881.26 |
| 2702 | Sell | 10.08.2017 22:10:00 | 128.703 | 2.32 | 10.08.2017 23:04:00 | 128.628 | \$ 14414.09 |
| 2703 | Sell | 10.08.2017 23:35:00 | 128.688 | 2.34 | 11.08.2017 00:10:00 | 128.5 | \$ 40458.79 |
| 2700 | Sell | 10.08.2017 22:00:00 | 128.622 | 2.36 | 11.08.2017 00:10:00 | 128.49 | \$ 27590.17 |
| 1963 | Sell | 10.08.2017 22:10:00 | 1.17822 | 0.88 | 11.08.2017 01:15:00 | 1.17661 | \$ 14864.0 |
| 1962 | Sell | 10.08.2017 22:05:00 | 1.17774 | 0.89 | 11.08.2017 01:15:00 | 1.17665 | \$ 10153.94 |
| 1961 | Sell | 10.08.2017 22:00:00 | 1.17706 | 0.9 | 11.08.2017 01:15:00 | 1.17662 | \$ 4100.78 |
| 2006 | Sell | 14.08.2017 01:30:00 | 1.26833 | 0.15 | 14.08.2017 03:00:00 | 1.2673 | \$ 1049.4 |
| 2349 | Sell | 15.08.2017 22:30:00 | 1.28703 | 2.02 | 16.08.2017 01:40:00 | 1.28653 | \$ 9977.26 |
| 1370 | Buy | 16.08.2017 21:35:00 | 0.96529 | 0.79 | 16.08.2017 22:26:00 | 0.96552 | \$ 2084.9 |
| 616 | Sell | 16.08.2017 21:35:00 | 0.91403 | 0.19 | 16.08.2017 23:50:00 | 0.91283 | \$ 2872.0 |
| 615 | Sell | 16.08.2017 21:25:00 | 0.91378 | 0.19 | 16.08.2017 23:50:00 | 0.9128 | \$ 2302.45 |
| 1372 | Buy | 16.08.2017 22:35:00 | 0.96529 | 0.79 | 17.08.2017 03:25:00 | 0.96566 | \$ 3326.02 |
| 1371 | Buy | 16.08.2017 22:30:00 | 0.96552 | 0.79 | 17.08.2017 03:25:00 | 0.96572 | \$ 1779.17 |
| 1369 | Buy | 16.08.2017 21:30:00 | 0.96597 | 0.8 | 17.08.2017 03:25:00 | 0.96559 | \$ -3542.61 |
| 1368 | Buy | 16.08.2017 21:25:00 | 0.96616 | 0.8 | 17.08.2017 03:25:00 | 0.96573 | \$ -4003.33 |
| 1964 | Sell | 16.08.2017 21:25:00 | 1.17752 | 0.9 | 17.08.2017 03:25:00 | 1.17653 | \$ 9171.28 |
| 2353 | Sell | 16.08.2017 22:35:00 | 1.28915 | 1.97 | 17.08.2017 03:25:00 | 1.28886 | \$ 4061.2 |
| 2352 | Sell | 16.08.2017 22:30:00 | 1.28863 | 1.99 | 17.08.2017 03:25:00 | 1.28881 | \$ -5757.79 |
| 2351 | Sell | 16.08.2017 21:55:00 | 1.28841 | 2.0 | 17.08.2017 03:25:00 | 1.28878 | \$ -9792.79 |
| 2350 | Sell | 16.08.2017 21:30:00 | 1.2882 | 2.02 | 17.08.2017 03:25:00 | 1.28881 | \$ -15001.63 |
| 1565 | Buy | 16.08.2017 21:25:00 | 110.112 | 0.36 | 17.08.2017 07:30:00 | 109.904 | \$ -8121.62 |
| 1569 | Buy | 17.08.2017 23:05:00 | 109.464 | 0.35 | 18.08.2017 00:30:00 | 109.478 | \$ -3.52 |
| 1566 | Buy | 17.08.2017 22:30:00 | 109.565 | 0.36 | 18.08.2017 08:30:00 | 109.326 | \$ -9111.62 |
| 1568 | Buy | 17.08.2017 22:50:00 | 109.47 | 0.35 | 18.08.2017 08:50:00 | 109.384 | \$ -3503.52 |
| 1567 | Buy | 17.08.2017 22:45:00 | 109.525 | 0.36 | 18.08.2017 08:50:00 | 109.39 | \$ -5367.62 |

| | | | | | | | |
|------|------|---------------------|---------|------|---------------------|---------|--------------|
| 2007 | Sell | 21.08.2017 00:04:00 | 1.25598 | 0.15 | 21.08.2017 00:05:00 | 1.25607 | \$ -293.14 |
| 2011 | Sell | 21.08.2017 02:00:00 | 1.25909 | 0.15 | 21.08.2017 04:55:00 | 1.25873 | \$ 246.27 |
| 2010 | Sell | 21.08.2017 01:50:00 | 1.25886 | 0.15 | 21.08.2017 04:55:00 | 1.25877 | \$ -77.38 |
| 2009 | Sell | 21.08.2017 01:45:00 | 1.25882 | 0.15 | 21.08.2017 04:55:00 | 1.25863 | \$ 42.49 |
| 2008 | Sell | 21.08.2017 01:30:00 | 1.25845 | 0.15 | 21.08.2017 04:55:00 | 1.25865 | \$ -425.0 |
| 1570 | Sell | 21.08.2017 23:30:00 | 108.992 | 0.36 | 22.08.2017 02:45:00 | 108.907 | \$ 2465.98 |
| 2706 | Sell | 23.08.2017 01:30:00 | 129.033 | 2.32 | 23.08.2017 03:15:00 | 128.967 | \$ 12318.18 |
| 2705 | Sell | 22.08.2017 23:05:00 | 128.88 | 2.36 | 23.08.2017 03:15:00 | 128.963 | \$ -23156.08 |
| 2704 | Sell | 22.08.2017 23:00:00 | 128.849 | 2.38 | 23.08.2017 03:15:00 | 128.967 | \$ -31681.23 |
| 2120 | Buy | 29.08.2017 00:50:00 | 0.7931 | 0.15 | 29.08.2017 04:00:00 | 0.79389 | \$ 1063.52 |
| 2119 | Buy | 29.08.2017 00:45:00 | 0.79354 | 0.15 | 29.08.2017 04:00:00 | 0.79383 | \$ 273.16 |
| 2118 | Buy | 29.08.2017 00:35:00 | 0.79384 | 0.15 | 29.08.2017 04:00:00 | 0.79375 | \$ -327.52 |
| 2117 | Buy | 29.08.2017 00:30:00 | 0.7945 | 0.15 | 29.08.2017 04:00:00 | 0.79381 | \$ -1275.97 |
| 2710 | Buy | 29.08.2017 00:55:00 | 130.283 | 2.27 | 29.08.2017 04:00:00 | 130.256 | \$ -9086.47 |
| 2709 | Buy | 29.08.2017 00:45:00 | 130.399 | 2.3 | 29.08.2017 04:00:00 | 130.247 | \$ -37959.29 |
| 2708 | Buy | 29.08.2017 00:40:00 | 130.42 | 2.32 | 29.08.2017 04:00:00 | 130.253 | \$ -41769.54 |
| 2707 | Buy | 29.08.2017 00:30:00 | 130.435 | 2.34 | 29.08.2017 04:00:00 | 130.255 | \$ -45171.92 |
| 1574 | Buy | 29.08.2017 01:05:00 | 108.725 | 0.35 | 29.08.2017 04:10:00 | 108.773 | \$ 1247.73 |
| 1966 | Buy | 29.08.2017 02:10:00 | 1.19625 | 0.89 | 29.08.2017 06:20:00 | 1.19714 | \$ 8346.76 |
| 1965 | Buy | 29.08.2017 02:05:00 | 1.1967 | 0.9 | 29.08.2017 06:20:00 | 1.19725 | \$ 5216.06 |
| 1573 | Buy | 29.08.2017 00:55:00 | 108.785 | 0.35 | 29.08.2017 08:15:00 | 108.849 | \$ 1807.73 |
| 1572 | Buy | 29.08.2017 00:45:00 | 108.853 | 0.36 | 29.08.2017 08:15:00 | 108.835 | \$ -1092.62 |
| 1571 | Buy | 29.08.2017 00:30:00 | 108.894 | 0.36 | 29.08.2017 08:15:00 | 108.834 | \$ -2604.62 |
| 2012 | Sell | 29.08.2017 21:25:00 | 1.25461 | 0.15 | 29.08.2017 21:45:00 | 1.2525 | \$ 2343.98 |
| 1578 | Sell | 29.08.2017 21:55:00 | 109.63 | 0.35 | 30.08.2017 00:45:00 | 109.573 | \$ 1417.48 |
| 1577 | Sell | 29.08.2017 21:50:00 | 109.593 | 0.35 | 30.08.2017 00:45:00 | 109.582 | \$ -192.52 |
| 1576 | Sell | 29.08.2017 21:45:00 | 109.577 | 0.35 | 30.08.2017 00:45:00 | 109.578 | \$ -612.52 |
| 1575 | Sell | 29.08.2017 21:25:00 | 109.51 | 0.35 | 30.08.2017 00:45:00 | 109.571 | \$ -2712.52 |
| 2712 | Buy | 30.08.2017 00:45:00 | 131.126 | 2.27 | 30.08.2017 01:16:00 | 131.163 | \$ 5422.3 |
| 1376 | Sell | 29.08.2017 22:20:00 | 0.95482 | 0.79 | 30.08.2017 01:40:00 | 0.95475 | \$ 181.44 |
| 1375 | Sell | 29.08.2017 22:15:00 | 0.95387 | 0.8 | 30.08.2017 01:40:00 | 0.95463 | \$ -7465.13 |
| 1374 | Sell | 29.08.2017 21:45:00 | 0.9538 | 0.8 | 30.08.2017 01:40:00 | 0.9548 | \$ -9676.84 |
| 1373 | Sell | 29.08.2017 21:25:00 | 0.95352 | 0.8 | 30.08.2017 01:40:00 | 0.95465 | \$ -10874.86 |
| 1970 | Buy | 29.08.2017 23:00:00 | 1.19676 | 0.87 | 30.08.2017 01:45:00 | 1.19778 | \$ 8839.44 |
| 1969 | Buy | 29.08.2017 22:50:00 | 1.19734 | 0.88 | 30.08.2017 01:45:00 | 1.19763 | \$ 2171.76 |
| 1968 | Buy | 29.08.2017 22:20:00 | 1.19779 | 0.88 | 30.08.2017 01:45:00 | 1.19761 | \$ -2186.55 |
| 1967 | Buy | 29.08.2017 21:25:00 | 1.19873 | 0.89 | 30.08.2017 01:45:00 | 1.19771 | \$ -10089.23 |
| 2711 | Buy | 30.08.2017 00:35:00 | 131.171 | 2.29 | 30.08.2017 02:15:00 | 131.289 | \$ 24018.05 |
| 1579 | Buy | 30.08.2017 01:30:00 | 109.553 | 0.35 | 30.08.2017 02:20:00 | 109.722 | \$ 5482.73 |
| 2013 | Buy | 30.08.2017 00:00:00 | 1.2511 | 0.15 | 30.08.2017 02:50:00 | 1.25195 | \$ 833.08 |
| 2122 | Buy | 29.08.2017 23:05:00 | 0.79448 | 0.15 | 30.08.2017 03:00:00 | 0.79568 | \$ 1678.27 |
| 2121 | Buy | 29.08.2017 23:00:00 | 0.79466 | 0.15 | 30.08.2017 03:00:00 | 0.79581 | \$ 1599.23 |
| 620 | Buy | 29.08.2017 22:35:00 | 0.92695 | 0.18 | 30.08.2017 03:15:00 | 0.92674 | \$ -832.4 |
| 619 | Buy | 29.08.2017 22:30:00 | 0.92711 | 0.18 | 30.08.2017 03:15:00 | 0.92658 | \$ -1616.45 |
| 618 | Buy | 29.08.2017 21:45:00 | 0.92768 | 0.19 | 30.08.2017 03:15:00 | 0.92654 | \$ -3283.85 |
| 617 | Buy | 29.08.2017 21:30:00 | 0.92791 | 0.19 | 30.08.2017 03:15:00 | 0.92673 | \$ -3387.3 |
| 2014 | Buy | 30.08.2017 22:30:00 | 1.26147 | 0.15 | 30.08.2017 23:30:00 | 1.26295 | \$ 1587.86 |
| 1580 | Buy | 31.08.2017 00:00:00 | 110.241 | 0.35 | 31.08.2017 02:05:00 | 110.33 | \$ 2682.73 |
| 1377 | Buy | 31.08.2017 00:30:00 | 0.96229 | 0.79 | 31.08.2017 02:50:00 | 0.96364 | \$ 12275.95 |
| 2713 | Sell | 31.08.2017 21:30:00 | 130.994 | 2.3 | 31.08.2017 22:10:00 | 130.811 | \$ 39077.18 |
| 2356 | Sell | 31.08.2017 21:50:00 | 1.29321 | 1.98 | 01.09.2017 00:05:00 | 1.29205 | \$ 23556.36 |
| 2355 | Sell | 31.08.2017 21:40:00 | 1.29293 | 2.0 | 01.09.2017 00:05:00 | 1.2921 | \$ 16836.39 |
| 2354 | Sell | 31.08.2017 21:25:00 | 1.29257 | 2.01 | 01.09.2017 00:05:00 | 1.29219 | \$ 7385.06 |
| 1379 | Buy | 31.08.2017 22:30:00 | 0.95904 | 0.79 | 01.09.2017 01:30:00 | 0.95889 | \$ -1383.7 |
| 1378 | Buy | 31.08.2017 21:30:00 | 0.95963 | 0.8 | 01.09.2017 01:30:00 | 0.95909 | \$ -4994.79 |
| 2123 | Sell | 31.08.2017 21:30:00 | 0.79456 | 0.15 | 01.09.2017 01:35:00 | 0.79437 | \$ 86.57 |
| 2717 | Sell | 01.09.2017 02:30:00 | 131.151 | 2.25 | 01.09.2017 03:25:00 | 131.054 | \$ 18873.9 |
| 2716 | Sell | 01.09.2017 02:20:00 | 131.139 | 2.27 | 01.09.2017 03:25:00 | 131.069 | \$ 12913.12 |
| 2715 | Sell | 01.09.2017 01:45:00 | 131.113 | 2.29 | 01.09.2017 03:25:00 | 131.071 | \$ 6615.49 |
| 2714 | Sell | 01.09.2017 01:30:00 | 131.092 | 2.31 | 01.09.2017 03:25:00 | 131.056 | \$ 5287.89 |

| | | | | | | | |
|------|------|---------------------|---------|------|---------------------|---------|--------------|
| 1583 | Sell | 01.09.2017 02:30:00 | 110.078 | 0.35 | 01.09.2017 05:15:00 | 110.009 | \$ 1982.73 |
| 1582 | Sell | 01.09.2017 02:10:00 | 110.071 | 0.35 | 01.09.2017 05:15:00 | 110.01 | \$ 1702.73 |
| 1581 | Sell | 01.09.2017 02:00:00 | 110.05 | 0.35 | 01.09.2017 05:15:00 | 109.999 | \$ 1352.73 |
| 1971 | Sell | 31.08.2017 21:30:00 | 1.19046 | 0.9 | 01.09.2017 06:50:00 | 1.19017 | \$ 2677.57 |
| 1584 | Buy | 04.09.2017 00:30:00 | 109.605 | 0.36 | 04.09.2017 01:34:00 | 109.774 | \$ 5639.38 |
| 2124 | Buy | 04.09.2017 00:30:00 | 0.79506 | 0.15 | 04.09.2017 03:06:00 | 0.79605 | \$ 1379.67 |
| 1380 | Buy | 04.09.2017 00:30:00 | 0.9592 | 0.8 | 04.09.2017 03:25:00 | 0.96133 | \$ 19618.51 |
| 2015 | Sell | 04.09.2017 00:00:00 | 1.24169 | 0.15 | 04.09.2017 05:47:00 | 1.23868 | \$ 3422.81 |
| 621 | Sell | 04.09.2017 00:30:00 | 0.91681 | 0.19 | 04.09.2017 10:35:00 | 0.91871 | \$ -5153.54 |
| 622 | Sell | 04.09.2017 00:35:00 | 0.91702 | 0.19 | 04.09.2017 10:40:00 | 0.91828 | \$ -3496.65 |
| 1972 | Sell | 04.09.2017 00:35:00 | 1.18782 | 0.9 | 04.09.2017 10:40:00 | 1.18848 | \$ -6262.12 |
| 2016 | Sell | 05.09.2017 21:25:00 | 1.23948 | 0.15 | 05.09.2017 23:14:00 | 1.23862 | \$ 845.62 |
| 2017 | Sell | 05.09.2017 21:30:00 | 1.23992 | 0.15 | 05.09.2017 23:14:00 | 1.23849 | \$ 1528.87 |
| 2719 | Sell | 05.09.2017 23:15:00 | 129.677 | 2.33 | 06.09.2017 00:10:00 | 129.478 | \$ 42825.68 |
| 2718 | Sell | 05.09.2017 23:00:00 | 129.638 | 2.35 | 06.09.2017 00:10:00 | 129.477 | \$ 34264.29 |
| 1382 | Buy | 05.09.2017 22:20:00 | 0.9538 | 0.81 | 06.09.2017 00:55:00 | 0.95555 | \$ 16307.33 |
| 1381 | Buy | 05.09.2017 22:00:00 | 0.95427 | 0.81 | 06.09.2017 00:55:00 | 0.95551 | \$ 11549.29 |
| 2357 | Buy | 06.09.2017 21:25:00 | 1.30375 | 2.02 | 06.09.2017 23:30:00 | 1.30455 | \$ 17028.6 |
| 2720 | Buy | 07.09.2017 00:00:00 | 130.152 | 2.36 | 07.09.2017 02:55:00 | 130.181 | \$ 3772.48 |
| 2021 | Sell | 07.09.2017 02:10:00 | 1.22379 | 0.15 | 07.09.2017 03:10:00 | 1.22304 | \$ 713.76 |
| 2020 | Sell | 07.09.2017 01:05:00 | 1.22336 | 0.15 | 07.09.2017 03:10:00 | 1.223 | \$ 246.27 |
| 2019 | Sell | 07.09.2017 00:55:00 | 1.22322 | 0.15 | 07.09.2017 03:10:00 | 1.223 | \$ 78.45 |
| 2018 | Sell | 06.09.2017 23:00:00 | 1.22293 | 0.15 | 07.09.2017 03:10:00 | 1.22289 | \$ -271.01 |
| 1585 | Buy | 07.09.2017 02:00:00 | 109.187 | 0.36 | 07.09.2017 09:05:00 | 109.063 | \$ -4908.62 |
| 1383 | Sell | 07.09.2017 21:30:00 | 0.95291 | 0.82 | 07.09.2017 22:25:00 | 0.95163 | \$ 12082.53 |
| 1586 | Sell | 07.09.2017 21:30:00 | 108.67 | 0.36 | 07.09.2017 23:45:00 | 108.541 | \$ 4199.38 |
| 1587 | Sell | 07.09.2017 22:00:00 | 108.69 | 0.36 | 07.09.2017 23:45:00 | 108.534 | \$ 5171.38 |
| 2022 | Sell | 08.09.2017 01:00:00 | 1.21298 | 0.15 | 08.09.2017 02:05:00 | 1.21149 | \$ 1600.79 |
| 1591 | Sell | 11.09.2017 01:15:00 | 108.436 | 0.35 | 11.09.2017 02:32:00 | 108.367 | \$ 1982.73 |
| 1590 | Sell | 11.09.2017 01:10:00 | 108.369 | 0.36 | 11.09.2017 03:00:00 | 108.301 | \$ 2003.38 |
| 2358 | Buy | 11.09.2017 00:00:00 | 1.31811 | 2.03 | 11.09.2017 03:00:00 | 1.31977 | \$ 35509.27 |
| 2724 | Sell | 11.09.2017 01:00:00 | 130.122 | 2.3 | 11.09.2017 05:15:00 | 130.178 | \$ -15873.08 |
| 2723 | Sell | 11.09.2017 00:30:00 | 130.118 | 2.32 | 11.09.2017 05:15:00 | 130.186 | \$ -18794.71 |
| 2722 | Sell | 11.09.2017 00:25:00 | 130.049 | 2.34 | 11.09.2017 05:15:00 | 130.181 | \$ -33931.01 |
| 2721 | Sell | 11.09.2017 00:00:00 | 130.025 | 2.36 | 11.09.2017 05:15:00 | 130.178 | \$ -39176.64 |
| 1589 | Sell | 11.09.2017 01:00:00 | 108.244 | 0.36 | 11.09.2017 08:05:00 | 108.371 | \$ -5016.62 |
| 1588 | Sell | 11.09.2017 00:30:00 | 108.221 | 0.36 | 11.09.2017 08:05:00 | 108.36 | \$ -5448.62 |
| 1385 | Sell | 11.09.2017 01:30:00 | 0.94732 | 0.82 | 11.09.2017 08:55:00 | 0.94944 | \$ -20033.48 |
| 1384 | Sell | 11.09.2017 00:30:00 | 0.94676 | 0.82 | 11.09.2017 08:55:00 | 0.94924 | \$ -23434.0 |
| 1592 | Buy | 12.09.2017 01:40:00 | 109.273 | 0.36 | 12.09.2017 02:55:00 | 109.387 | \$ 3659.38 |
| 1594 | Buy | 14.09.2017 00:25:00 | 110.452 | 0.35 | 14.09.2017 03:05:00 | 110.551 | \$ 3032.73 |
| 1593 | Buy | 14.09.2017 00:00:00 | 110.48 | 0.36 | 14.09.2017 03:05:00 | 110.55 | \$ 2075.38 |
| 1975 | Sell | 14.09.2017 01:50:00 | 1.18938 | 0.88 | 14.09.2017 03:05:00 | 1.18841 | \$ 8998.91 |
| 1974 | Sell | 14.09.2017 01:35:00 | 1.18915 | 0.89 | 14.09.2017 03:05:00 | 1.18853 | \$ 5817.24 |
| 1973 | Sell | 14.09.2017 00:30:00 | 1.18893 | 0.89 | 14.09.2017 03:05:00 | 1.18842 | \$ 4785.15 |
| 2362 | Sell | 14.09.2017 01:55:00 | 1.32127 | 1.99 | 14.09.2017 03:10:00 | 1.32061 | \$ 13846.25 |
| 2361 | Sell | 14.09.2017 01:30:00 | 1.32124 | 2.0 | 14.09.2017 03:10:00 | 1.32055 | \$ 14548.37 |
| 2360 | Sell | 13.09.2017 23:45:00 | 1.32095 | 2.02 | 14.09.2017 03:10:00 | 1.32049 | \$ 7784.49 |
| 2359 | Sell | 13.09.2017 23:30:00 | 1.32071 | 2.04 | 14.09.2017 03:10:00 | 1.32043 | \$ 3990.44 |
| 1389 | Buy | 14.09.2017 02:00:00 | 0.96294 | 0.78 | 14.09.2017 03:50:00 | 0.9647 | \$ 15803.98 |
| 1388 | Buy | 14.09.2017 00:00:00 | 0.96377 | 0.79 | 14.09.2017 03:50:00 | 0.96463 | \$ 7817.36 |
| 1387 | Buy | 13.09.2017 23:55:00 | 0.96408 | 0.79 | 14.09.2017 03:50:00 | 0.96467 | \$ 5327.84 |
| 1386 | Buy | 13.09.2017 23:30:00 | 0.96426 | 0.8 | 14.09.2017 03:50:00 | 0.96468 | \$ 3828.84 |
| 2026 | Buy | 14.09.2017 00:00:00 | 1.21737 | 0.15 | 14.09.2017 03:55:00 | 1.21738 | \$ -173.28 |
| 2025 | Buy | 13.09.2017 23:45:00 | 1.21749 | 0.15 | 14.09.2017 03:55:00 | 1.21748 | \$ -323.75 |
| 2024 | Buy | 13.09.2017 23:20:00 | 1.2179 | 0.15 | 14.09.2017 03:55:00 | 1.21739 | \$ -922.78 |
| 2023 | Buy | 13.09.2017 23:00:00 | 1.21816 | 0.15 | 14.09.2017 03:55:00 | 1.21744 | \$ -1174.37 |
| 625 | Sell | 14.09.2017 21:50:00 | 0.88946 | 0.18 | 14.09.2017 22:30:00 | 0.88873 | \$ 1568.11 |
| 624 | Sell | 14.09.2017 21:35:00 | 0.88916 | 0.18 | 14.09.2017 22:30:00 | 0.8887 | \$ 905.89 |
| 623 | Sell | 14.09.2017 21:25:00 | 0.88905 | 0.18 | 14.09.2017 22:30:00 | 0.88868 | \$ 685.17 |

| | | | | | | | |
|------|------|---------------------|---------|------|---------------------|---------|--------------|
| 1390 | Buy | 14.09.2017 21:25:00 | 0.96395 | 0.8 | 14.09.2017 22:55:00 | 0.96432 | \$ 3401.3 |
| 2726 | Buy | 14.09.2017 23:40:00 | 131.281 | 2.28 | 15.09.2017 00:21:00 | 131.326 | \$ 6233.84 |
| 2729 | Buy | 15.09.2017 01:05:00 | 130.994 | 2.2 | 15.09.2017 01:15:00 | 131.052 | \$ 9878.07 |
| 2030 | Buy | 14.09.2017 23:50:00 | 1.2171 | 0.15 | 15.09.2017 01:20:00 | 1.21869 | \$ 1677.46 |
| 2029 | Buy | 14.09.2017 23:45:00 | 1.21722 | 0.15 | 15.09.2017 01:20:00 | 1.21867 | \$ 1509.74 |
| 2028 | Buy | 14.09.2017 23:40:00 | 1.21756 | 0.15 | 15.09.2017 01:20:00 | 1.2186 | \$ 1018.54 |
| 2027 | Buy | 14.09.2017 23:30:00 | 1.21785 | 0.15 | 15.09.2017 01:20:00 | 1.21859 | \$ 659.13 |
| 2365 | Buy | 15.09.2017 01:20:00 | 1.33864 | 2.01 | 15.09.2017 02:39:00 | 1.33918 | \$ 11437.4 |
| 2730 | Buy | 15.09.2017 01:20:00 | 130.986 | 2.2 | 15.09.2017 02:40:00 | 131.085 | \$ 18898.26 |
| 2127 | Sell | 15.09.2017 00:05:00 | 0.80042 | 0.15 | 15.09.2017 03:25:00 | 0.79939 | \$ 1443.44 |
| 2126 | Sell | 15.09.2017 00:00:00 | 0.8002 | 0.15 | 15.09.2017 03:25:00 | 0.79938 | \$ 1111.37 |
| 2125 | Sell | 14.09.2017 21:25:00 | 0.79888 | 0.15 | 15.09.2017 03:25:00 | 0.79938 | \$ -1004.5 |
| 2031 | Buy | 15.09.2017 02:00:00 | 1.2161 | 0.15 | 15.09.2017 03:35:00 | 1.21752 | \$ 1515.97 |
| 1392 | Buy | 15.09.2017 01:35:00 | 0.96154 | 0.8 | 15.09.2017 03:40:00 | 0.96301 | \$ 13537.06 |
| 1391 | Buy | 15.09.2017 01:30:00 | 0.96185 | 0.81 | 15.09.2017 03:40:00 | 0.96305 | \$ 11187.3 |
| 1598 | Buy | 14.09.2017 23:40:00 | 110.206 | 0.35 | 15.09.2017 03:40:00 | 110.151 | \$ -2418.52 |
| 1597 | Buy | 14.09.2017 23:35:00 | 110.369 | 0.35 | 15.09.2017 03:40:00 | 110.168 | \$ -7528.52 |
| 1596 | Buy | 14.09.2017 23:30:00 | 110.397 | 0.35 | 15.09.2017 03:40:00 | 110.155 | \$ -8963.52 |
| 1595 | Buy | 14.09.2017 21:25:00 | 110.508 | 0.36 | 15.09.2017 03:40:00 | 110.163 | \$ -12927.62 |
| 627 | Sell | 14.09.2017 23:55:00 | 0.88961 | 0.18 | 15.09.2017 04:10:00 | 0.88923 | \$ 682.74 |
| 626 | Sell | 14.09.2017 23:50:00 | 0.88927 | 0.18 | 15.09.2017 04:10:00 | 0.88923 | \$ -151.16 |
| 2728 | Buy | 15.09.2017 00:35:00 | 131.28 | 2.27 | 15.09.2017 05:55:00 | 131.244 | \$ -11152.1 |
| 2727 | Buy | 15.09.2017 00:25:00 | 131.297 | 2.29 | 15.09.2017 05:55:00 | 131.252 | \$ -13311.5 |
| 2725 | Buy | 14.09.2017 23:30:00 | 131.456 | 2.31 | 15.09.2017 05:55:00 | 131.249 | \$ -51900.25 |
| 2364 | Buy | 15.09.2017 01:05:00 | 1.33916 | 2.03 | 15.09.2017 06:45:00 | 1.33979 | \$ 13476.4 |
| 2363 | Buy | 15.09.2017 00:10:00 | 1.33946 | 2.05 | 15.09.2017 06:45:00 | 1.33963 | \$ 3672.32 |
| 1394 | Sell | 18.09.2017 00:40:00 | 0.96083 | 0.8 | 18.09.2017 02:43:00 | 0.96061 | \$ 2019.41 |
| 1393 | Sell | 18.09.2017 00:30:00 | 0.96067 | 0.8 | 18.09.2017 05:05:00 | 0.95964 | \$ 9483.96 |
| 2032 | Buy | 19.09.2017 01:30:00 | 1.22803 | 0.15 | 19.09.2017 04:45:00 | 1.22832 | \$ 162.18 |
| 2369 | Sell | 19.09.2017 01:35:00 | 1.35105 | 2.0 | 19.09.2017 05:15:00 | 1.35122 | \$ -3584.38 |
| 2368 | Sell | 19.09.2017 01:30:00 | 1.35068 | 2.02 | 19.09.2017 05:15:00 | 1.35122 | \$ -11499.54 |
| 2367 | Sell | 18.09.2017 23:40:00 | 1.35029 | 2.04 | 19.09.2017 05:15:00 | 1.35111 | \$ -18312.27 |
| 2366 | Sell | 18.09.2017 23:30:00 | 1.34986 | 2.05 | 19.09.2017 05:15:00 | 1.35123 | \$ -30288.48 |
| 2371 | Sell | 19.09.2017 23:00:00 | 1.35289 | 2.02 | 19.09.2017 23:55:00 | 1.35143 | \$ 31091.35 |
| 2370 | Sell | 19.09.2017 21:30:00 | 1.35247 | 2.04 | 19.09.2017 23:55:00 | 1.3515 | \$ 20861.1 |
| 2033 | Sell | 20.09.2017 00:00:00 | 1.22907 | 0.15 | 20.09.2017 02:20:00 | 1.22857 | \$ 414.08 |
| 1977 | Buy | 20.09.2017 21:35:00 | 1.18749 | 0.87 | 20.09.2017 22:00:00 | 1.18827 | \$ 7150.75 |
| 2129 | Buy | 20.09.2017 21:35:00 | 0.79985 | 0.14 | 20.09.2017 22:00:00 | 0.80069 | \$ 1066.38 |
| 2374 | Buy | 20.09.2017 21:40:00 | 1.34667 | 2.0 | 20.09.2017 22:00:00 | 1.34729 | \$ 13066.5 |
| 2035 | Sell | 20.09.2017 21:35:00 | 1.23771 | 0.15 | 20.09.2017 22:05:00 | 1.23626 | \$ 1552.85 |
| 1396 | Sell | 20.09.2017 21:35:00 | 0.97054 | 0.79 | 20.09.2017 22:45:00 | 0.9697 | \$ 7636.36 |
| 1397 | Sell | 20.09.2017 22:05:00 | 0.97148 | 0.78 | 20.09.2017 22:45:00 | 0.96978 | \$ 15266.89 |
| 2373 | Buy | 20.09.2017 21:35:00 | 1.34746 | 2.02 | 20.09.2017 22:45:00 | 1.34801 | \$ 11707.17 |
| 2375 | Buy | 20.09.2017 22:05:00 | 1.34643 | 2.0 | 20.09.2017 22:45:00 | 1.34805 | \$ 34141.5 |
| 2034 | Sell | 20.09.2017 21:30:00 | 1.23477 | 0.15 | 20.09.2017 22:51:00 | 1.23325 | \$ 1636.76 |
| 1602 | Sell | 20.09.2017 22:00:00 | 112.325 | 0.34 | 20.09.2017 23:25:00 | 112.119 | \$ 6584.08 |
| 1601 | Sell | 20.09.2017 21:40:00 | 112.302 | 0.34 | 20.09.2017 23:25:00 | 112.119 | \$ 5802.08 |
| 1600 | Sell | 20.09.2017 21:35:00 | 112.248 | 0.34 | 20.09.2017 23:25:00 | 112.113 | \$ 4170.08 |
| 1599 | Sell | 20.09.2017 21:30:00 | 112.081 | 0.34 | 20.09.2017 23:25:00 | 112.108 | \$ -1337.92 |
| 2372 | Buy | 20.09.2017 21:30:00 | 1.35029 | 2.05 | 21.09.2017 00:55:00 | 1.34952 | \$ -19257.94 |
| 2130 | Buy | 20.09.2017 22:05:00 | 0.8002 | 0.14 | 21.09.2017 01:00:00 | 0.80328 | \$ 4277.77 |
| 2128 | Buy | 20.09.2017 21:30:00 | 0.80166 | 0.14 | 21.09.2017 01:00:00 | 0.80322 | \$ 2035.24 |
| 2731 | Sell | 21.09.2017 01:30:00 | 133.654 | 2.26 | 21.09.2017 04:25:00 | 133.526 | \$ 25907.58 |
| 1976 | Buy | 20.09.2017 21:30:00 | 1.19029 | 0.88 | 21.09.2017 06:00:00 | 1.18847 | \$ -18429.09 |
| 1395 | Sell | 20.09.2017 21:30:00 | 0.96815 | 0.8 | 21.09.2017 07:35:00 | 0.97133 | \$ -30673.34 |
| 2377 | Buy | 22.09.2017 02:05:00 | 1.35705 | 2.04 | 22.09.2017 04:30:00 | 1.35823 | \$ 25365.86 |
| 2376 | Buy | 22.09.2017 02:00:00 | 1.35747 | 2.06 | 22.09.2017 04:30:00 | 1.35815 | \$ 14760.93 |
| 2733 | Buy | 25.09.2017 00:45:00 | 133.55 | 2.25 | 25.09.2017 01:25:00 | 133.902 | \$ 76194.97 |
| 2732 | Buy | 25.09.2017 00:30:00 | 133.587 | 2.27 | 25.09.2017 01:25:00 | 133.904 | \$ 68926.69 |
| 2131 | Buy | 25.09.2017 00:30:00 | 0.79494 | 0.15 | 25.09.2017 02:45:00 | 0.79589 | \$ 1316.43 |

| | | | | | | | |
|------|------|---------------------|---------|------|---------------------|---------|--------------|
| 1978 | Buy | 25.09.2017 00:30:00 | 1.19078 | 0.88 | 25.09.2017 03:00:00 | 1.19272 | \$ 17989.62 |
| 2378 | Sell | 25.09.2017 01:30:00 | 1.35148 | 2.07 | 25.09.2017 03:05:00 | 1.35096 | \$ 11347.73 |
| 1604 | Sell | 25.09.2017 01:35:00 | 112.379 | 0.34 | 25.09.2017 04:45:00 | 112.339 | \$ 940.08 |
| 1603 | Sell | 25.09.2017 01:30:00 | 112.287 | 0.35 | 25.09.2017 04:45:00 | 112.333 | \$ -2042.27 |
| 2735 | Sell | 25.09.2017 01:35:00 | 133.989 | 2.28 | 25.09.2017 06:05:00 | 133.906 | \$ 15869.05 |
| 2734 | Sell | 25.09.2017 01:30:00 | 133.898 | 2.3 | 25.09.2017 06:05:00 | 133.908 | \$ -5379.59 |
| 628 | Buy | 25.09.2017 01:30:00 | 0.88197 | 0.18 | 25.09.2017 07:10:00 | 0.88237 | \$ 757.75 |
| 2379 | Sell | 26.09.2017 02:00:00 | 1.34813 | 2.07 | 26.09.2017 03:05:00 | 1.3472 | \$ 20294.98 |
| 2739 | Sell | 26.09.2017 01:25:00 | 132.51 | 2.25 | 26.09.2017 03:05:00 | 132.364 | \$ 29868.57 |
| 2738 | Sell | 26.09.2017 01:20:00 | 132.461 | 2.28 | 26.09.2017 03:05:00 | 132.353 | \$ 21603.66 |
| 2737 | Sell | 25.09.2017 23:55:00 | 132.381 | 2.31 | 26.09.2017 03:05:00 | 132.366 | \$ -108.06 |
| 2736 | Sell | 25.09.2017 22:30:00 | 132.322 | 2.33 | 26.09.2017 03:05:00 | 132.357 | \$ -11757.76 |
| 2036 | Sell | 25.09.2017 23:00:00 | 1.23803 | 0.15 | 26.09.2017 03:22:00 | 1.23773 | \$ 129.78 |
| 1980 | Sell | 26.09.2017 01:45:00 | 1.18561 | 0.89 | 26.09.2017 03:25:00 | 1.18512 | \$ 4597.5 |
| 1979 | Sell | 26.09.2017 01:30:00 | 1.18541 | 0.89 | 26.09.2017 03:25:00 | 1.18509 | \$ 3002.45 |
| 2380 | Sell | 26.09.2017 21:25:00 | 1.34573 | 2.08 | 26.09.2017 22:30:00 | 1.34444 | \$ 28287.1 |
| 1398 | Buy | 27.09.2017 21:55:00 | 0.97048 | 0.79 | 28.09.2017 03:50:00 | 0.97243 | \$ 17702.68 |
| 2740 | Buy | 28.09.2017 21:30:00 | 132.43 | 2.34 | 29.09.2017 01:40:00 | 132.434 | \$ -3222.77 |
| 2741 | Buy | 02.10.2017 00:30:00 | 132.772 | 2.33 | 02.10.2017 03:08:00 | 132.955 | \$ 39545.25 |
| 2037 | Buy | 02.10.2017 00:00:00 | 1.24846 | 0.15 | 02.10.2017 03:15:00 | 1.2479 | \$ -856.16 |
| 1981 | Buy | 02.10.2017 00:30:00 | 1.18032 | 0.89 | 02.10.2017 10:35:00 | 1.17438 | \$ -55707.55 |
| 2381 | Sell | 02.10.2017 21:50:00 | 1.32842 | 2.09 | 02.10.2017 22:50:00 | 1.3275 | \$ 20270.74 |
| 2382 | Sell | 02.10.2017 23:30:00 | 1.32837 | 2.09 | 03.10.2017 02:40:00 | 1.32725 | \$ 23983.72 |
| 2383 | Buy | 04.10.2017 21:25:00 | 1.32461 | 2.1 | 05.10.2017 07:25:00 | 1.3241 | \$ -13974.18 |
| 2384 | Sell | 06.10.2017 00:30:00 | 1.31204 | 2.09 | 06.10.2017 01:40:00 | 1.31158 | \$ 10135.37 |
| 2038 | Buy | 06.10.2017 00:00:00 | 1.25636 | 0.15 | 06.10.2017 02:10:00 | 1.257 | \$ 581.49 |
| 2743 | Sell | 05.10.2017 22:05:00 | 132.095 | 2.34 | 06.10.2017 02:45:00 | 132.073 | \$ 1534.97 |
| 2742 | Sell | 05.10.2017 22:00:00 | 132.078 | 2.36 | 06.10.2017 02:45:00 | 132.073 | \$ -2463.58 |
| 2744 | Buy | 09.10.2017 01:30:00 | 131.949 | 2.36 | 09.10.2017 03:35:00 | 132.224 | \$ 61786.26 |
| 2385 | Sell | 09.10.2017 00:30:00 | 1.30892 | 2.1 | 09.10.2017 03:50:00 | 1.30791 | \$ 22360.21 |
| 629 | Buy | 09.10.2017 00:30:00 | 0.89645 | 0.18 | 09.10.2017 05:05:00 | 0.89744 | \$ 2203.33 |
| 2748 | Sell | 10.10.2017 22:40:00 | 132.722 | 2.29 | 11.10.2017 00:40:00 | 132.724 | \$ -4008.19 |
| 2747 | Sell | 10.10.2017 22:30:00 | 132.697 | 2.31 | 11.10.2017 00:40:00 | 132.727 | \$ -10510.59 |
| 2746 | Sell | 10.10.2017 21:35:00 | 132.619 | 2.34 | 11.10.2017 00:40:00 | 132.724 | \$ -28195.41 |
| 2745 | Sell | 10.10.2017 21:30:00 | 132.616 | 2.36 | 11.10.2017 00:40:00 | 132.729 | \$ -30324.21 |
| 1608 | Sell | 10.10.2017 21:55:00 | 112.378 | 0.34 | 11.10.2017 00:45:00 | 112.385 | \$ -799.02 |
| 1607 | Sell | 10.10.2017 21:45:00 | 112.325 | 0.34 | 11.10.2017 00:45:00 | 112.396 | \$ -2975.02 |
| 1606 | Sell | 10.10.2017 21:35:00 | 112.309 | 0.35 | 11.10.2017 00:45:00 | 112.389 | \$ -3377.52 |
| 1605 | Sell | 10.10.2017 21:25:00 | 112.288 | 0.35 | 11.10.2017 00:45:00 | 112.384 | \$ -3937.52 |
| 2386 | Buy | 10.10.2017 22:00:00 | 1.31989 | 2.1 | 11.10.2017 02:35:00 | 1.32067 | \$ 16364.25 |
| 2039 | Buy | 11.10.2017 22:00:00 | 1.24762 | 0.15 | 12.10.2017 08:05:00 | 1.24434 | \$ -4241.37 |
| 2040 | Buy | 11.10.2017 22:15:00 | 1.24693 | 0.15 | 12.10.2017 08:20:00 | 1.2443 | \$ -3462.64 |
| 2041 | Buy | 11.10.2017 22:20:00 | 1.24671 | 0.15 | 12.10.2017 08:25:00 | 1.24455 | \$ -2899.56 |
| 2043 | Buy | 12.10.2017 21:30:00 | 1.2457 | 0.15 | 12.10.2017 22:45:00 | 1.24673 | \$ 1048.73 |
| 2042 | Buy | 12.10.2017 21:25:00 | 1.24587 | 0.15 | 12.10.2017 22:45:00 | 1.24688 | \$ 1024.77 |
| 630 | Buy | 12.10.2017 21:40:00 | 0.89176 | 0.18 | 12.10.2017 22:50:00 | 0.89243 | \$ 1419.29 |
| 2045 | Buy | 16.10.2017 00:05:00 | 1.24664 | 0.15 | 16.10.2017 05:30:00 | 1.2488 | \$ 2402.53 |
| 2044 | Buy | 16.10.2017 00:00:00 | 1.24736 | 0.15 | 16.10.2017 05:30:00 | 1.24866 | \$ 1372.2 |
| 2751 | Sell | 16.10.2017 22:05:00 | 132.331 | 2.31 | 17.10.2017 01:05:00 | 132.266 | \$ 11442.89 |
| 2750 | Sell | 16.10.2017 21:55:00 | 132.322 | 2.33 | 17.10.2017 01:05:00 | 132.269 | \$ 8746.45 |
| 2749 | Sell | 16.10.2017 21:45:00 | 132.299 | 2.35 | 17.10.2017 01:05:00 | 132.27 | \$ 3181.62 |
| 631 | Sell | 16.10.2017 21:30:00 | 0.89153 | 0.18 | 17.10.2017 01:15:00 | 0.88976 | \$ 4091.89 |
| 2389 | Buy | 16.10.2017 21:35:00 | 1.32336 | 2.07 | 17.10.2017 01:15:00 | 1.32542 | \$ 44050.64 |
| 2388 | Buy | 16.10.2017 21:30:00 | 1.32338 | 2.08 | 17.10.2017 01:15:00 | 1.32546 | \$ 44701.8 |
| 2387 | Buy | 16.10.2017 21:25:00 | 1.32522 | 2.11 | 17.10.2017 01:15:00 | 1.32545 | \$ 4213.41 |
| 1612 | Sell | 16.10.2017 21:45:00 | 112.209 | 0.34 | 17.10.2017 04:20:00 | 112.168 | \$ 832.98 |
| 1611 | Sell | 16.10.2017 21:40:00 | 112.137 | 0.34 | 17.10.2017 04:20:00 | 112.172 | \$ -1751.02 |
| 1610 | Sell | 16.10.2017 21:35:00 | 112.111 | 0.34 | 17.10.2017 04:20:00 | 112.165 | \$ -2397.02 |
| 1609 | Sell | 16.10.2017 21:30:00 | 112.089 | 0.35 | 17.10.2017 04:20:00 | 112.162 | \$ -3132.52 |
| 2390 | Sell | 17.10.2017 21:30:00 | 1.31909 | 2.13 | 17.10.2017 22:45:00 | 1.3179 | \$ 26721.57 |

| | | | | | | | |
|------|------|---------------------|---------|------|---------------------|---------|--------------|
| 1983 | Sell | 17.10.2017 21:30:00 | 1.17746 | 0.88 | 18.10.2017 01:05:00 | 1.17655 | \$ 8369.94 |
| 1982 | Sell | 17.10.2017 21:25:00 | 1.17697 | 0.88 | 18.10.2017 01:05:00 | 1.17643 | \$ 4937.37 |
| 1613 | Buy | 17.10.2017 21:30:00 | 112.142 | 0.34 | 18.10.2017 02:50:00 | 112.239 | \$ 2818.58 |
| 1399 | Buy | 17.10.2017 21:30:00 | 0.97804 | 0.8 | 18.10.2017 04:30:00 | 0.97815 | \$ 994.52 |
| 2049 | Buy | 18.10.2017 02:30:00 | 1.2503 | 0.14 | 18.10.2017 07:25:00 | 1.25039 | \$ -72.27 |
| 2048 | Buy | 18.10.2017 00:00:00 | 1.25203 | 0.15 | 18.10.2017 07:25:00 | 1.25029 | \$ -2269.87 |
| 2047 | Buy | 17.10.2017 22:40:00 | 1.25241 | 0.15 | 18.10.2017 07:25:00 | 1.25041 | \$ -2623.53 |
| 2046 | Buy | 17.10.2017 21:25:00 | 1.25413 | 0.15 | 18.10.2017 07:25:00 | 1.25045 | \$ -4636.26 |
| 1984 | Sell | 18.10.2017 21:30:00 | 1.18023 | 0.88 | 18.10.2017 23:55:00 | 1.1788 | \$ 13266.43 |
| 2391 | Sell | 18.10.2017 21:30:00 | 1.3203 | 2.14 | 19.10.2017 07:35:00 | 1.3216 | \$ -31459.58 |
| 1401 | Sell | 19.10.2017 22:05:00 | 0.97655 | 0.79 | 19.10.2017 23:00:00 | 0.97562 | \$ 8455.38 |
| 1400 | Sell | 19.10.2017 22:00:00 | 0.97632 | 0.8 | 19.10.2017 23:00:00 | 0.97562 | \$ 6442.85 |
| 1616 | Sell | 19.10.2017 21:50:00 | 112.676 | 0.34 | 19.10.2017 23:00:00 | 112.54 | \$ 4204.08 |
| 1615 | Sell | 19.10.2017 21:35:00 | 112.668 | 0.34 | 19.10.2017 23:00:00 | 112.555 | \$ 3422.08 |
| 1614 | Sell | 19.10.2017 21:30:00 | 112.649 | 0.34 | 19.10.2017 23:00:00 | 112.554 | \$ 2810.08 |
| 1617 | Buy | 23.10.2017 23:00:00 | 113.325 | 0.34 | 24.10.2017 01:54:00 | 113.372 | \$ 1118.58 |
| 1402 | Buy | 24.10.2017 22:00:00 | 0.98878 | 0.79 | 24.10.2017 22:31:00 | 0.98927 | \$ 4450.68 |
| 2753 | Buy | 24.10.2017 21:50:00 | 133.84 | 2.31 | 24.10.2017 22:43:00 | 133.873 | \$ 4531.25 |
| 2133 | Sell | 24.10.2017 22:05:00 | 0.77933 | 0.15 | 24.10.2017 23:55:00 | 0.77762 | \$ 2518.69 |
| 2132 | Sell | 24.10.2017 22:00:00 | 0.77887 | 0.15 | 24.10.2017 23:55:00 | 0.77773 | \$ 1617.37 |
| 2393 | Sell | 24.10.2017 22:05:00 | 1.3136 | 2.11 | 24.10.2017 23:59:00 | 1.31341 | \$ 4226.41 |
| 2752 | Buy | 24.10.2017 21:30:00 | 133.875 | 2.33 | 24.10.2017 23:59:00 | 133.917 | \$ 6666.74 |
| 632 | Buy | 25.10.2017 00:00:00 | 0.89511 | 0.18 | 25.10.2017 00:55:00 | 0.89611 | \$ 2227.83 |
| 1618 | Buy | 24.10.2017 22:00:00 | 113.578 | 0.34 | 25.10.2017 01:45:00 | 113.934 | \$ 11624.58 |
| 2392 | Sell | 24.10.2017 22:00:00 | 1.31345 | 2.13 | 25.10.2017 02:55:00 | 1.31285 | \$ 12766.08 |
| 2394 | Buy | 25.10.2017 22:30:00 | 1.32481 | 2.13 | 26.10.2017 00:00:00 | 1.32594 | \$ 22635.79 |
| 2053 | Buy | 25.10.2017 23:50:00 | 1.27915 | 0.14 | 26.10.2017 01:55:00 | 1.27983 | \$ 469.37 |
| 2052 | Buy | 25.10.2017 23:45:00 | 1.27937 | 0.14 | 26.10.2017 01:55:00 | 1.2797 | \$ 78.01 |
| 2051 | Buy | 25.10.2017 23:35:00 | 1.27949 | 0.14 | 26.10.2017 01:55:00 | 1.2798 | \$ 55.64 |
| 2050 | Buy | 25.10.2017 23:20:00 | 1.27981 | 0.14 | 26.10.2017 01:55:00 | 1.27974 | \$ -369.27 |
| 2754 | Sell | 26.10.2017 23:30:00 | 132.91 | 2.35 | 27.10.2017 00:59:00 | 132.88 | \$ 3402.45 |
| 2756 | Sell | 27.10.2017 01:30:00 | 132.93 | 2.33 | 27.10.2017 03:30:00 | 132.682 | \$ 54686.85 |
| 2755 | Sell | 27.10.2017 01:25:00 | 132.895 | 2.35 | 27.10.2017 03:30:00 | 132.681 | \$ 47166.97 |
| 633 | Sell | 27.10.2017 02:30:00 | 0.88672 | 0.18 | 27.10.2017 07:05:00 | 0.88571 | \$ 2254.85 |
| 1986 | Sell | 30.10.2017 00:10:00 | 1.16123 | 0.88 | 30.10.2017 01:10:00 | 1.16023 | \$ 9277.23 |
| 1985 | Sell | 30.10.2017 00:00:00 | 1.16063 | 0.89 | 30.10.2017 01:10:00 | 1.16033 | \$ 2814.8 |
| 2054 | Buy | 30.10.2017 00:00:00 | 1.28184 | 0.14 | 30.10.2017 01:15:00 | 1.28311 | \$ 1247.18 |
| 2759 | Sell | 30.10.2017 23:45:00 | 131.935 | 2.35 | 31.10.2017 01:05:00 | 131.785 | \$ 31625.64 |
| 2758 | Sell | 30.10.2017 23:35:00 | 131.891 | 2.37 | 31.10.2017 01:05:00 | 131.784 | \$ 21704.79 |
| 2757 | Sell | 30.10.2017 23:00:00 | 131.866 | 2.39 | 31.10.2017 01:05:00 | 131.799 | \$ 12328.34 |
| 2055 | Buy | 31.10.2017 22:30:00 | 1.28889 | 0.14 | 31.10.2017 23:45:00 | 1.28909 | \$ 50.73 |
| 2056 | Buy | 31.10.2017 22:40:00 | 1.28879 | 0.14 | 31.10.2017 23:45:00 | 1.28906 | \$ 129.0 |
| 2057 | Buy | 01.11.2017 00:00:00 | 1.2888 | 0.14 | 01.11.2017 01:45:00 | 1.28932 | \$ 408.55 |
| 2760 | Buy | 01.11.2017 00:00:00 | 132.329 | 2.4 | 01.11.2017 02:25:00 | 132.441 | \$ 23703.98 |
| 634 | Buy | 02.11.2017 22:15:00 | 0.89247 | 0.18 | 03.11.2017 01:05:00 | 0.8927 | \$ 245.66 |
| 2761 | Sell | 06.11.2017 01:30:00 | 132.653 | 2.4 | 06.11.2017 04:45:00 | 132.854 | \$ -51423.55 |
| 2059 | Buy | 07.11.2017 22:35:00 | 1.2769 | 0.14 | 07.11.2017 23:45:00 | 1.27832 | \$ 1414.91 |
| 2058 | Buy | 07.11.2017 22:30:00 | 1.27728 | 0.14 | 07.11.2017 23:45:00 | 1.2783 | \$ 967.63 |
| 2763 | Sell | 07.11.2017 23:10:00 | 132.083 | 2.38 | 08.11.2017 00:50:00 | 131.998 | \$ 16555.4 |
| 2762 | Sell | 07.11.2017 23:00:00 | 132.06 | 2.4 | 08.11.2017 00:50:00 | 132.0 | \$ 10695.29 |
| 2134 | Sell | 08.11.2017 01:30:00 | 0.76554 | 0.15 | 08.11.2017 03:15:00 | 0.76508 | \$ 542.11 |
| 1620 | Buy | 08.11.2017 01:45:00 | 113.696 | 0.34 | 08.11.2017 04:32:00 | 113.717 | \$ 294.08 |
| 1619 | Buy | 08.11.2017 01:30:00 | 113.725 | 0.34 | 08.11.2017 05:40:00 | 113.814 | \$ 2606.08 |
| 2063 | Buy | 08.11.2017 01:30:00 | 1.27594 | 0.14 | 08.11.2017 05:45:00 | 1.27667 | \$ 643.36 |
| 2062 | Buy | 08.11.2017 01:25:00 | 1.27614 | 0.14 | 08.11.2017 05:45:00 | 1.27676 | \$ 520.36 |
| 2061 | Buy | 08.11.2017 01:20:00 | 1.27661 | 0.14 | 08.11.2017 05:45:00 | 1.2767 | \$ -72.27 |
| 2060 | Buy | 08.11.2017 01:00:00 | 1.27681 | 0.14 | 08.11.2017 05:45:00 | 1.27678 | \$ -206.46 |
| 1987 | Sell | 08.11.2017 01:30:00 | 1.16048 | 0.89 | 08.11.2017 05:55:00 | 1.15943 | \$ 9851.78 |
| 2398 | Sell | 07.11.2017 22:30:00 | 1.31709 | 2.09 | 08.11.2017 07:40:00 | 1.31666 | \$ 8780.67 |
| 2397 | Sell | 07.11.2017 22:10:00 | 1.31687 | 2.1 | 08.11.2017 07:40:00 | 1.31672 | \$ 2623.8 |

| | | | | | | | |
|------|------|---------------------|---------|------|---------------------|---------|---------------|
| 2396 | Sell | 07.11.2017 22:05:00 | 1.31664 | 2.12 | 08.11.2017 07:40:00 | 1.31675 | \$ -3162.12 |
| 2395 | Sell | 07.11.2017 22:00:00 | 1.3164 | 2.14 | 08.11.2017 07:40:00 | 1.31672 | \$ -7929.67 |
| 2399 | Sell | 08.11.2017 22:30:00 | 1.31197 | 2.14 | 09.11.2017 00:05:00 | 1.3115 | \$ 8472.55 |
| 2765 | Sell | 08.11.2017 22:40:00 | 132.048 | 2.39 | 09.11.2017 00:05:00 | 131.968 | \$ 14365.26 |
| 2764 | Sell | 08.11.2017 22:30:00 | 132.024 | 2.41 | 09.11.2017 00:05:00 | 131.976 | \$ 6773.86 |
| 1624 | Sell | 09.11.2017 23:30:00 | 113.446 | 0.34 | 10.11.2017 01:15:00 | 113.384 | \$ 1546.98 |
| 1623 | Sell | 09.11.2017 23:25:00 | 113.414 | 0.34 | 10.11.2017 01:15:00 | 113.384 | \$ 458.98 |
| 1622 | Sell | 09.11.2017 23:05:00 | 113.386 | 0.34 | 10.11.2017 01:15:00 | 113.397 | \$ -935.02 |
| 1621 | Sell | 09.11.2017 23:00:00 | 113.356 | 0.35 | 10.11.2017 01:15:00 | 113.389 | \$ -1732.52 |
| 2768 | Sell | 10.11.2017 00:00:00 | 132.083 | 2.37 | 10.11.2017 01:25:00 | 132.018 | \$ 12274.42 |
| 2767 | Sell | 09.11.2017 23:55:00 | 132.067 | 2.39 | 10.11.2017 01:25:00 | 132.024 | \$ 6587.51 |
| 2766 | Sell | 09.11.2017 23:30:00 | 132.042 | 2.41 | 10.11.2017 01:25:00 | 132.028 | \$ -345.88 |
| 2400 | Buy | 13.11.2017 00:00:00 | 1.31622 | 2.14 | 13.11.2017 00:57:00 | 1.31691 | \$ 15559.67 |
| 2769 | Buy | 13.11.2017 02:30:00 | 132.363 | 2.41 | 13.11.2017 04:15:00 | 132.426 | \$ 11993.2 |
| 1988 | Buy | 13.11.2017 02:30:00 | 1.16491 | 0.89 | 13.11.2017 04:30:00 | 1.16523 | \$ 3001.08 |
| 638 | Sell | 13.11.2017 01:45:00 | 0.88848 | 0.18 | 13.11.2017 06:50:00 | 0.88791 | \$ 1175.69 |
| 637 | Sell | 13.11.2017 01:40:00 | 0.88742 | 0.18 | 13.11.2017 06:50:00 | 0.88781 | \$ -1178.84 |
| 636 | Sell | 13.11.2017 01:35:00 | 0.88687 | 0.18 | 13.11.2017 06:50:00 | 0.88782 | \$ -2552.31 |
| 635 | Sell | 13.11.2017 01:30:00 | 0.88642 | 0.19 | 13.11.2017 06:50:00 | 0.88781 | \$ -3833.21 |
| 2404 | Buy | 13.11.2017 01:25:00 | 1.31571 | 2.08 | 13.11.2017 06:50:00 | 1.31233 | \$ -74082.84 |
| 2403 | Buy | 13.11.2017 01:15:00 | 1.31612 | 2.11 | 13.11.2017 06:50:00 | 1.31244 | \$ -81821.59 |
| 2402 | Buy | 13.11.2017 01:10:00 | 1.31679 | 2.13 | 13.11.2017 06:50:00 | 1.31249 | \$ -96512.96 |
| 2401 | Buy | 13.11.2017 01:00:00 | 1.31695 | 2.14 | 13.11.2017 06:50:00 | 1.31249 | \$ -100574.12 |
| 2771 | Buy | 15.11.2017 02:15:00 | 133.685 | 2.37 | 15.11.2017 03:09:00 | 133.721 | \$ 5363.81 |
| 1991 | Buy | 15.11.2017 02:20:00 | 1.17868 | 0.87 | 15.11.2017 03:35:00 | 1.1796 | \$ 8434.21 |
| 1990 | Buy | 15.11.2017 02:15:00 | 1.17895 | 0.88 | 15.11.2017 03:35:00 | 1.1797 | \$ 6954.75 |
| 1989 | Buy | 15.11.2017 02:00:00 | 1.17916 | 0.88 | 15.11.2017 03:35:00 | 1.17974 | \$ 5378.34 |
| 2770 | Buy | 15.11.2017 02:00:00 | 133.733 | 2.39 | 15.11.2017 07:30:00 | 133.511 | \$ -56254.12 |
| 2405 | Buy | 15.11.2017 02:30:00 | 1.31515 | 2.06 | 15.11.2017 08:25:00 | 1.3147 | \$ -9768.26 |
| 1992 | Buy | 16.11.2017 01:00:00 | 1.17691 | 0.9 | 16.11.2017 05:54:00 | 1.17773 | \$ 7776.68 |
| 2772 | Sell | 16.11.2017 23:00:00 | 133.063 | 2.39 | 17.11.2017 02:10:00 | 133.019 | \$ 6802.7 |
| 1993 | Sell | 17.11.2017 02:30:00 | 1.17852 | 0.9 | 17.11.2017 05:30:00 | 1.18059 | \$ -19640.3 |
| 1625 | Sell | 20.11.2017 01:00:00 | 112.191 | 0.35 | 20.11.2017 01:15:00 | 112.057 | \$ 4257.73 |
| 1403 | Sell | 20.11.2017 01:00:00 | 0.98998 | 0.81 | 20.11.2017 01:57:00 | 0.98966 | \$ 2977.73 |
| 1997 | Buy | 20.11.2017 01:15:00 | 1.17459 | 0.87 | 20.11.2017 08:20:00 | 1.17374 | \$ -7792.48 |
| 1996 | Buy | 20.11.2017 01:10:00 | 1.17516 | 0.88 | 20.11.2017 08:20:00 | 1.1737 | \$ -13538.58 |
| 1995 | Buy | 20.11.2017 01:05:00 | 1.17596 | 0.89 | 20.11.2017 08:20:00 | 1.17374 | \$ -20820.0 |
| 1994 | Buy | 20.11.2017 01:00:00 | 1.17663 | 0.9 | 20.11.2017 08:20:00 | 1.17363 | \$ -28451.25 |
| 642 | Buy | 20.11.2017 01:15:00 | 0.88924 | 0.18 | 20.11.2017 10:20:00 | 0.88888 | \$ -1104.36 |
| 641 | Buy | 20.11.2017 01:10:00 | 0.8897 | 0.18 | 20.11.2017 10:20:00 | 0.88882 | \$ -2378.44 |
| 640 | Buy | 20.11.2017 01:05:00 | 0.89005 | 0.18 | 20.11.2017 10:20:00 | 0.88874 | \$ -3432.0 |
| 639 | Buy | 20.11.2017 01:00:00 | 0.89044 | 0.19 | 20.11.2017 10:20:00 | 0.88884 | \$ -4372.67 |
| 2137 | Sell | 22.11.2017 21:40:00 | 0.76137 | 0.15 | 23.11.2017 02:25:00 | 0.76099 | \$ 329.79 |
| 2136 | Sell | 22.11.2017 21:35:00 | 0.76107 | 0.15 | 23.11.2017 02:25:00 | 0.761 | \$ -160.41 |
| 2135 | Sell | 22.11.2017 21:30:00 | 0.76084 | 0.15 | 23.11.2017 02:25:00 | 0.7611 | \$ -682.22 |
| 2773 | Buy | 27.11.2017 00:00:00 | 132.983 | 2.39 | 27.11.2017 02:05:00 | 133.115 | \$ 28369.63 |
| 1998 | Buy | 27.11.2017 02:30:00 | 1.19204 | 0.87 | 27.11.2017 05:10:00 | 1.19265 | \$ 5592.25 |
| 2774 | Buy | 27.11.2017 02:30:00 | 133.02 | 2.4 | 27.11.2017 12:30:00 | 132.715 | \$ -76392.26 |
| 2406 | Buy | 27.11.2017 21:25:00 | 1.33186 | 2.05 | 28.11.2017 01:20:00 | 1.33247 | \$ 12302.31 |
| 2777 | Sell | 28.11.2017 01:40:00 | 132.25 | 2.35 | 28.11.2017 03:05:00 | 132.218 | \$ 4411.82 |
| 2778 | Sell | 28.11.2017 01:50:00 | 132.285 | 2.33 | 28.11.2017 03:05:00 | 132.222 | \$ 11596.88 |
| 2776 | Sell | 28.11.2017 01:35:00 | 132.226 | 2.37 | 28.11.2017 05:45:00 | 132.35 | \$ -32521.97 |
| 2775 | Sell | 28.11.2017 01:30:00 | 132.216 | 2.39 | 28.11.2017 05:45:00 | 132.352 | \$ -35664.18 |
| 2779 | Buy | 28.11.2017 21:25:00 | 131.813 | 2.39 | 28.11.2017 22:11:00 | 132.0 | \$ 41542.84 |
| 2410 | Sell | 28.11.2017 22:00:00 | 1.33762 | 2.0 | 28.11.2017 23:00:00 | 1.33519 | \$ 51235.58 |
| 2409 | Sell | 28.11.2017 21:40:00 | 1.33735 | 2.02 | 28.11.2017 23:00:00 | 1.33507 | \$ 48553.62 |
| 2408 | Sell | 28.11.2017 21:30:00 | 1.33721 | 2.04 | 28.11.2017 23:00:00 | 1.33518 | \$ 43657.78 |
| 2407 | Sell | 28.11.2017 21:25:00 | 1.33614 | 2.06 | 28.11.2017 23:00:00 | 1.33508 | \$ 23020.17 |
| 646 | Buy | 28.11.2017 21:55:00 | 0.88541 | 0.18 | 28.11.2017 23:50:00 | 0.88735 | \$ 4530.96 |
| 645 | Buy | 28.11.2017 21:50:00 | 0.88552 | 0.18 | 28.11.2017 23:50:00 | 0.88721 | \$ 3918.43 |

| | | | | | | | |
|------|------|---------------------|---------|------|---------------------|---------|--------------|
| 644 | Buy | 28.11.2017 21:30:00 | 0.88593 | 0.18 | 28.11.2017 23:50:00 | 0.88736 | \$ 3281.4 |
| 643 | Buy | 28.11.2017 21:25:00 | 0.88649 | 0.18 | 28.11.2017 23:50:00 | 0.88734 | \$ 1860.31 |
| 2411 | Sell | 29.11.2017 02:30:00 | 1.33799 | 2.1 | 29.11.2017 04:14:00 | 1.33666 | \$ 29444.64 |
| 2783 | Sell | 29.11.2017 01:25:00 | 132.215 | 2.32 | 29.11.2017 04:45:00 | 132.074 | \$ 29644.7 |
| 2782 | Sell | 29.11.2017 01:20:00 | 132.134 | 2.35 | 29.11.2017 04:45:00 | 132.068 | \$ 12404.57 |
| 2781 | Sell | 29.11.2017 01:05:00 | 132.089 | 2.37 | 29.11.2017 04:45:00 | 132.069 | \$ 1609.18 |
| 2780 | Sell | 29.11.2017 01:00:00 | 132.073 | 2.39 | 29.11.2017 04:45:00 | 132.075 | \$ -3634.81 |
| 2414 | Buy | 29.11.2017 23:25:00 | 1.34085 | 2.07 | 30.11.2017 01:35:00 | 1.34152 | \$ 11964.35 |
| 2413 | Buy | 29.11.2017 23:00:00 | 1.34107 | 2.09 | 30.11.2017 01:35:00 | 1.34151 | \$ 7014.58 |
| 2412 | Buy | 29.11.2017 22:30:00 | 1.34148 | 2.11 | 30.11.2017 01:35:00 | 1.34161 | \$ 189.11 |
| 2002 | Buy | 01.12.2017 00:45:00 | 1.18891 | 0.85 | 01.12.2017 02:40:00 | 1.19032 | \$ 12629.19 |
| 2001 | Buy | 01.12.2017 00:40:00 | 1.18907 | 0.86 | 01.12.2017 02:40:00 | 1.19034 | \$ 11509.06 |
| 2000 | Buy | 01.12.2017 00:35:00 | 1.18919 | 0.86 | 01.12.2017 02:40:00 | 1.19045 | \$ 11418.43 |
| 1999 | Buy | 01.12.2017 00:30:00 | 1.18958 | 0.87 | 01.12.2017 02:40:00 | 1.19041 | \$ 7609.13 |
| 2415 | Buy | 01.12.2017 01:00:00 | 1.35126 | 2.11 | 01.12.2017 02:45:00 | 1.35399 | \$ 60699.16 |
| 2784 | Buy | 01.12.2017 02:10:00 | 133.92 | 2.37 | 01.12.2017 04:35:00 | 133.992 | \$ 13889.91 |
| 650 | Buy | 04.12.2017 01:20:00 | 0.87962 | 0.18 | 04.12.2017 03:05:00 | 0.88088 | \$ 2864.86 |
| 649 | Buy | 04.12.2017 01:15:00 | 0.88002 | 0.18 | 04.12.2017 03:05:00 | 0.8809 | \$ 1933.82 |
| 648 | Buy | 04.12.2017 01:10:00 | 0.88024 | 0.18 | 04.12.2017 03:05:00 | 0.88089 | \$ 1370.29 |
| 647 | Buy | 04.12.2017 01:00:00 | 0.88057 | 0.18 | 04.12.2017 03:05:00 | 0.88098 | \$ 782.25 |
| 2416 | Sell | 04.12.2017 01:30:00 | 1.35104 | 2.13 | 04.12.2017 03:05:00 | 1.34743 | \$ 81062.9 |
| 2139 | Buy | 04.12.2017 01:55:00 | 0.75889 | 0.15 | 04.12.2017 03:50:00 | 0.7601 | \$ 1727.42 |
| 2138 | Buy | 04.12.2017 00:30:00 | 0.75915 | 0.15 | 04.12.2017 03:50:00 | 0.76013 | \$ 1363.85 |
| 2067 | Sell | 04.12.2017 01:15:00 | 1.27083 | 0.14 | 04.12.2017 04:05:00 | 1.27117 | \$ -553.29 |
| 2066 | Sell | 04.12.2017 01:10:00 | 1.2707 | 0.14 | 04.12.2017 04:05:00 | 1.27115 | \$ -676.36 |
| 2065 | Sell | 04.12.2017 01:00:00 | 1.27039 | 0.15 | 04.12.2017 04:05:00 | 1.27123 | \$ -1192.16 |
| 2064 | Sell | 04.12.2017 00:55:00 | 1.27017 | 0.15 | 04.12.2017 04:05:00 | 1.27112 | \$ -1324.02 |
| 1629 | Sell | 04.12.2017 01:15:00 | 112.84 | 0.34 | 04.12.2017 04:59:00 | 112.778 | \$ 1688.08 |
| 1628 | Sell | 04.12.2017 01:10:00 | 112.812 | 0.34 | 04.12.2017 06:59:00 | 112.795 | \$ 158.08 |
| 2788 | Sell | 04.12.2017 01:00:00 | 133.811 | 2.31 | 04.12.2017 09:10:00 | 133.831 | \$ -7711.24 |
| 2787 | Sell | 04.12.2017 00:10:00 | 133.793 | 2.33 | 04.12.2017 09:10:00 | 133.837 | \$ -13369.35 |
| 2786 | Sell | 04.12.2017 00:05:00 | 133.759 | 2.36 | 04.12.2017 09:10:00 | 133.837 | \$ -21564.67 |
| 2785 | Sell | 04.12.2017 00:00:00 | 133.713 | 2.38 | 04.12.2017 09:10:00 | 133.833 | \$ -31742.68 |
| 1407 | Sell | 04.12.2017 02:00:00 | 0.98246 | 0.78 | 04.12.2017 10:15:00 | 0.98268 | \$ -1984.52 |
| 1406 | Sell | 04.12.2017 01:55:00 | 0.98123 | 0.79 | 04.12.2017 10:15:00 | 0.9827 | \$ -13385.34 |
| 1405 | Sell | 04.12.2017 01:50:00 | 0.98089 | 0.8 | 04.12.2017 10:15:00 | 0.98271 | \$ -16780.21 |
| 1404 | Sell | 04.12.2017 00:30:00 | 0.98036 | 0.8 | 04.12.2017 10:15:00 | 0.98272 | \$ -21756.57 |
| 1626 | Sell | 04.12.2017 00:30:00 | 112.704 | 0.35 | 04.12.2017 10:35:00 | 112.9 | \$ -7292.27 |
| 1627 | Sell | 04.12.2017 01:00:00 | 112.748 | 0.35 | 04.12.2017 11:05:00 | 112.859 | \$ -4317.27 |
| 1633 | Buy | 04.12.2017 23:10:00 | 112.494 | 0.34 | 05.12.2017 02:10:00 | 112.537 | \$ 982.58 |
| 1632 | Buy | 04.12.2017 23:00:00 | 112.518 | 0.34 | 05.12.2017 02:10:00 | 112.54 | \$ 268.58 |
| 1631 | Buy | 04.12.2017 21:50:00 | 112.622 | 0.35 | 05.12.2017 02:10:00 | 112.553 | \$ -2908.52 |
| 1630 | Buy | 04.12.2017 21:30:00 | 112.639 | 0.35 | 05.12.2017 02:10:00 | 112.537 | \$ -4063.52 |
| 2068 | Buy | 06.12.2017 00:00:00 | 1.26858 | 0.15 | 06.12.2017 02:35:00 | 1.27003 | \$ 1551.91 |
| 652 | Sell | 06.12.2017 01:10:00 | 0.88215 | 0.18 | 06.12.2017 03:45:00 | 0.8804 | \$ 4069.79 |
| 651 | Sell | 06.12.2017 01:00:00 | 0.88151 | 0.18 | 06.12.2017 03:45:00 | 0.88042 | \$ 2451.06 |
| 2418 | Sell | 06.12.2017 23:45:00 | 1.33933 | 2.13 | 07.12.2017 00:45:00 | 1.33824 | \$ 22355.11 |
| 2417 | Sell | 06.12.2017 23:30:00 | 1.33908 | 2.15 | 07.12.2017 00:45:00 | 1.33835 | \$ 14405.29 |
| 2069 | Buy | 07.12.2017 01:40:00 | 1.27874 | 0.15 | 07.12.2017 02:05:00 | 1.27937 | \$ 569.51 |
| 2790 | Sell | 07.12.2017 02:05:00 | 132.686 | 2.35 | 07.12.2017 05:55:00 | 132.631 | \$ 9807.04 |
| 2789 | Sell | 07.12.2017 02:00:00 | 132.561 | 2.38 | 07.12.2017 05:55:00 | 132.638 | \$ -21481.26 |
| 2419 | Buy | 08.12.2017 02:30:00 | 1.34672 | 2.15 | 08.12.2017 04:10:00 | 1.3474 | \$ 15405.83 |
| 2070 | Buy | 11.12.2017 00:02:00 | 1.28509 | 0.14 | 11.12.2017 03:20:00 | 1.28534 | \$ 106.63 |
| 2071 | Buy | 11.12.2017 00:05:00 | 1.28505 | 0.14 | 11.12.2017 03:20:00 | 1.28535 | \$ 162.54 |
| 2005 | Buy | 11.12.2017 23:15:00 | 1.17647 | 0.87 | 12.12.2017 01:20:00 | 1.17757 | \$ 9572.86 |
| 2004 | Buy | 11.12.2017 23:10:00 | 1.17674 | 0.88 | 12.12.2017 01:20:00 | 1.17772 | \$ 8570.13 |
| 2003 | Buy | 11.12.2017 23:00:00 | 1.17721 | 0.88 | 12.12.2017 01:20:00 | 1.17772 | \$ 4211.82 |
| 653 | Buy | 11.12.2017 23:30:00 | 0.88186 | 0.19 | 12.12.2017 02:10:00 | 0.88254 | \$ 1423.13 |
| 2007 | Sell | 12.12.2017 23:20:00 | 1.17471 | 0.88 | 13.12.2017 00:10:00 | 1.17367 | \$ 9575.99 |
| 2006 | Sell | 12.12.2017 23:00:00 | 1.17453 | 0.89 | 13.12.2017 00:10:00 | 1.17383 | \$ 6494.7 |

| | | | | | | | |
|------|------|---------------------|---------|------|---------------------|---------|--------------|
| 2791 | Sell | 12.12.2017 23:30:00 | 133.38 | 2.36 | 13.12.2017 00:10:00 | 133.269 | \$ 22522.0 |
| 2075 | Buy | 13.12.2017 21:55:00 | 1.28117 | 0.14 | 13.12.2017 22:55:00 | 1.28203 | \$ 788.73 |
| 2074 | Buy | 13.12.2017 21:50:00 | 1.28313 | 0.14 | 14.12.2017 01:05:00 | 1.28195 | \$ -1610.44 |
| 2073 | Buy | 13.12.2017 21:45:00 | 1.2835 | 0.14 | 14.12.2017 01:05:00 | 1.28198 | \$ -1990.62 |
| 2072 | Buy | 13.12.2017 21:30:00 | 1.28376 | 0.15 | 14.12.2017 01:05:00 | 1.28211 | \$ -2288.55 |
| 1637 | Sell | 14.12.2017 01:30:00 | 112.753 | 0.34 | 14.12.2017 03:25:00 | 112.68 | \$ 2062.08 |
| 1636 | Sell | 14.12.2017 01:20:00 | 112.715 | 0.34 | 14.12.2017 03:25:00 | 112.686 | \$ 566.08 |
| 1635 | Sell | 14.12.2017 01:05:00 | 112.704 | 0.34 | 14.12.2017 03:25:00 | 112.678 | \$ 464.08 |
| 1634 | Sell | 14.12.2017 01:00:00 | 112.676 | 0.35 | 14.12.2017 03:25:00 | 112.685 | \$ -747.27 |
| 2795 | Sell | 14.12.2017 01:25:00 | 133.375 | 2.29 | 14.12.2017 05:05:00 | 133.294 | \$ 15494.46 |
| 2794 | Sell | 14.12.2017 01:20:00 | 133.301 | 2.33 | 14.12.2017 05:05:00 | 133.298 | \$ -2406.8 |
| 2793 | Sell | 14.12.2017 00:40:00 | 133.252 | 2.35 | 14.12.2017 05:05:00 | 133.295 | \$ -13236.61 |
| 2792 | Sell | 14.12.2017 00:30:00 | 133.22 | 2.37 | 14.12.2017 05:05:00 | 133.293 | \$ -20458.22 |
| 1639 | Buy | 14.12.2017 21:30:00 | 112.072 | 0.35 | 14.12.2017 22:55:00 | 112.292 | \$ 7267.73 |
| 1638 | Buy | 14.12.2017 21:25:00 | 112.117 | 0.35 | 14.12.2017 22:55:00 | 112.294 | \$ 5762.73 |
| 2076 | Buy | 14.12.2017 21:25:00 | 1.27279 | 0.15 | 14.12.2017 23:10:00 | 1.27774 | \$ 5745.09 |
| 1409 | Buy | 14.12.2017 21:30:00 | 0.98673 | 0.79 | 14.12.2017 23:25:00 | 0.98833 | \$ 14550.73 |
| 1408 | Buy | 14.12.2017 21:25:00 | 0.98714 | 0.8 | 14.12.2017 23:25:00 | 0.98835 | \$ 11141.33 |
| 1641 | Sell | 14.12.2017 23:55:00 | 112.42 | 0.35 | 15.12.2017 02:20:00 | 112.274 | \$ 4532.48 |
| 1640 | Sell | 14.12.2017 23:30:00 | 112.362 | 0.35 | 15.12.2017 02:20:00 | 112.281 | \$ 2257.48 |
| 2079 | Sell | 15.12.2017 00:55:00 | 1.28014 | 0.15 | 15.12.2017 03:15:00 | 1.27767 | \$ 2775.52 |
| 2078 | Sell | 14.12.2017 23:40:00 | 1.2796 | 0.15 | 15.12.2017 03:15:00 | 1.27767 | \$ 2083.65 |
| 2077 | Sell | 14.12.2017 23:30:00 | 1.27945 | 0.15 | 15.12.2017 03:15:00 | 1.27768 | \$ 1891.86 |
| 2080 | Buy | 18.12.2017 00:00:00 | 1.28664 | 0.15 | 18.12.2017 02:15:00 | 1.28776 | \$ 1156.56 |
| 654 | Buy | 18.12.2017 00:00:00 | 0.88171 | 0.19 | 18.12.2017 05:10:00 | 0.88203 | \$ 592.94 |
| 2010 | Buy | 18.12.2017 21:40:00 | 1.17781 | 0.88 | 19.12.2017 00:15:00 | 1.17825 | \$ 3562.71 |
| 2009 | Buy | 18.12.2017 21:35:00 | 1.17811 | 0.89 | 19.12.2017 00:15:00 | 1.17828 | \$ 1071.04 |
| 2008 | Buy | 18.12.2017 21:30:00 | 1.17863 | 0.9 | 19.12.2017 00:15:00 | 1.17836 | \$ -3089.78 |
| 2422 | Buy | 18.12.2017 22:15:00 | 1.33796 | 2.12 | 19.12.2017 06:00:00 | 1.33789 | \$ -2468.47 |
| 2421 | Buy | 18.12.2017 22:05:00 | 1.33817 | 2.14 | 19.12.2017 06:00:00 | 1.33787 | \$ -7678.31 |
| 2420 | Buy | 18.12.2017 22:00:00 | 1.33844 | 2.16 | 19.12.2017 06:00:00 | 1.33781 | \$ -15261.21 |
| 2796 | Buy | 19.12.2017 23:00:00 | 133.635 | 2.36 | 20.12.2017 01:30:00 | 133.67 | \$ 4037.09 |
| 2082 | Buy | 19.12.2017 23:05:00 | 1.28688 | 0.15 | 20.12.2017 04:55:00 | 1.28694 | \$ -155.54 |
| 2081 | Buy | 19.12.2017 23:00:00 | 1.28695 | 0.15 | 20.12.2017 04:55:00 | 1.28683 | \$ -371.2 |
| 2424 | Sell | 19.12.2017 21:55:00 | 1.33852 | 2.14 | 20.12.2017 05:00:00 | 1.33937 | \$ -19886.74 |
| 2423 | Sell | 19.12.2017 21:25:00 | 1.33826 | 2.15 | 20.12.2017 05:00:00 | 1.33924 | \$ -22926.24 |
| 2800 | Buy | 21.12.2017 00:05:00 | 134.592 | 2.28 | 21.12.2017 04:30:00 | 134.589 | \$ -3752.45 |
| 2799 | Buy | 21.12.2017 00:00:00 | 134.598 | 2.3 | 21.12.2017 04:30:00 | 134.586 | \$ -5855.87 |
| 2798 | Buy | 20.12.2017 23:55:00 | 134.637 | 2.32 | 21.12.2017 04:30:00 | 134.577 | \$ -20196.25 |
| 2797 | Buy | 20.12.2017 23:30:00 | 134.646 | 2.34 | 21.12.2017 04:30:00 | 134.591 | \$ -19200.61 |
| 1642 | Buy | 21.12.2017 02:00:00 | 113.264 | 0.35 | 21.12.2017 04:55:00 | 113.408 | \$ 4607.73 |
| 2425 | Buy | 20.12.2017 23:30:00 | 1.33731 | 2.14 | 21.12.2017 08:05:00 | 1.33647 | \$ -21681.94 |
| 2086 | Sell | 21.12.2017 22:40:00 | 1.27358 | 0.14 | 22.12.2017 01:35:00 | 1.27331 | \$ 87.56 |
| 2085 | Sell | 21.12.2017 21:45:00 | 1.27318 | 0.14 | 22.12.2017 01:35:00 | 1.27337 | \$ -427.08 |
| 2084 | Sell | 21.12.2017 21:35:00 | 1.27303 | 0.15 | 22.12.2017 01:35:00 | 1.27341 | \$ -685.33 |
| 2083 | Sell | 21.12.2017 21:30:00 | 1.2729 | 0.15 | 22.12.2017 01:35:00 | 1.2735 | \$ -949.04 |
| 2012 | Buy | 22.12.2017 02:15:00 | 1.18312 | 0.88 | 22.12.2017 03:23:00 | 1.18395 | \$ 7696.59 |
| 2087 | Sell | 22.12.2017 02:30:00 | 1.27427 | 0.15 | 22.12.2017 06:00:00 | 1.2742 | \$ -101.35 |
| 2011 | Buy | 22.12.2017 02:00:00 | 1.18526 | 0.89 | 22.12.2017 08:05:00 | 1.18518 | \$ -750.27 |
| 1410 | Buy | 25.12.2017 01:00:00 | 0.98821 | 0.79 | 25.12.2017 01:15:00 | 0.98846 | \$ 2266.89 |
| 2426 | Buy | 25.12.2017 01:30:00 | 1.33493 | 2.14 | 25.12.2017 02:45:00 | 1.33546 | \$ 11951.64 |
| 656 | Buy | 25.12.2017 01:36:00 | 0.88511 | 0.18 | 25.12.2017 04:15:00 | 0.88615 | \$ 2325.83 |
| 655 | Buy | 25.12.2017 01:33:00 | 0.88587 | 0.18 | 25.12.2017 04:15:00 | 0.88622 | \$ 635.24 |
| 2088 | Sell | 26.12.2017 01:30:00 | 1.27323 | 0.15 | 26.12.2017 02:57:00 | 1.27234 | \$ 881.57 |
| 2427 | Sell | 26.12.2017 00:32:00 | 1.33725 | 2.14 | 26.12.2017 04:30:00 | 1.33715 | \$ 2256.05 |
| 2089 | Sell | 27.12.2017 21:30:00 | 1.26535 | 0.15 | 27.12.2017 22:47:00 | 1.26487 | \$ 390.12 |
| 1411 | Sell | 28.12.2017 23:00:00 | 0.97892 | 0.8 | 29.12.2017 00:05:00 | 0.97805 | \$ 7556.13 |
| 2428 | Buy | 29.12.2017 01:00:00 | 1.34304 | 2.14 | 29.12.2017 02:15:00 | 1.34444 | \$ 31570.35 |
| 2013 | Buy | 28.12.2017 23:00:00 | 1.19413 | 0.89 | 29.12.2017 02:25:00 | 1.19419 | \$ 39.41 |
| 2140 | Buy | 02.01.2018 00:00:00 | 0.78051 | 0.15 | 02.01.2018 00:55:00 | 0.78121 | \$ 921.25 |

| | | | | | | | |
|------|------|---------------------|---------|------|---------------------|---------|--------------|
| 2429 | Buy | 02.01.2018 00:00:00 | 1.35077 | 2.15 | 02.01.2018 01:00:00 | 1.35105 | \$ 6343.58 |
| 1643 | Sell | 02.01.2018 21:25:00 | 112.333 | 0.35 | 02.01.2018 22:00:00 | 112.266 | \$ 1912.73 |
| 2802 | Sell | 03.01.2018 21:40:00 | 135.218 | 2.3 | 03.01.2018 22:55:00 | 135.115 | \$ 20579.8 |
| 2801 | Sell | 03.01.2018 21:30:00 | 135.198 | 2.32 | 03.01.2018 22:55:00 | 135.112 | \$ 16815.36 |
| 1644 | Sell | 03.01.2018 21:30:00 | 112.537 | 0.35 | 04.01.2018 04:40:00 | 112.655 | \$ -4998.02 |
| 2804 | Buy | 04.01.2018 22:50:00 | 136.023 | 2.29 | 05.01.2018 00:35:00 | 136.1 | \$ 13480.61 |
| 2803 | Buy | 04.01.2018 22:30:00 | 136.056 | 2.31 | 05.01.2018 00:35:00 | 136.09 | \$ 3664.51 |
| 2806 | Buy | 08.01.2018 00:15:00 | 136.024 | 2.3 | 08.01.2018 01:05:00 | 136.224 | \$ 42871.42 |
| 2805 | Buy | 08.01.2018 00:00:00 | 136.068 | 2.32 | 08.01.2018 01:05:00 | 136.222 | \$ 32571.25 |
| 2809 | Sell | 09.01.2018 01:40:00 | 135.446 | 2.31 | 09.01.2018 03:20:00 | 135.321 | \$ 25746.2 |
| 2808 | Sell | 09.01.2018 01:10:00 | 135.421 | 2.33 | 09.01.2018 03:20:00 | 135.327 | \$ 18746.55 |
| 2807 | Sell | 09.01.2018 01:00:00 | 135.409 | 2.35 | 09.01.2018 03:20:00 | 135.325 | \$ 16557.58 |
| 2430 | Sell | 09.01.2018 21:25:00 | 1.35379 | 2.15 | 10.01.2018 01:25:00 | 1.35341 | \$ 7899.44 |
| 2813 | Sell | 09.01.2018 22:00:00 | 134.38 | 2.32 | 10.01.2018 02:25:00 | 134.395 | \$ -7115.25 |
| 2812 | Sell | 09.01.2018 21:55:00 | 134.375 | 2.34 | 10.01.2018 02:25:00 | 134.4 | \$ -9516.45 |
| 2811 | Sell | 09.01.2018 21:50:00 | 134.35 | 2.36 | 10.01.2018 02:25:00 | 134.395 | \$ -14317.08 |
| 2810 | Sell | 09.01.2018 21:25:00 | 134.324 | 2.38 | 10.01.2018 02:25:00 | 134.391 | \$ -19673.56 |
| 1645 | Sell | 10.01.2018 02:00:00 | 112.768 | 0.35 | 10.01.2018 02:35:00 | 112.575 | \$ 6322.73 |
| 2015 | Buy | 10.01.2018 21:30:00 | 1.19481 | 0.89 | 10.01.2018 23:27:00 | 1.19503 | \$ 2063.25 |
| 2141 | Buy | 10.01.2018 21:30:00 | 0.783 | 0.15 | 10.01.2018 23:45:00 | 0.78425 | \$ 1790.65 |
| 1412 | Sell | 10.01.2018 21:30:00 | 0.97904 | 0.81 | 10.01.2018 23:59:00 | 0.97847 | \$ 5310.39 |
| 2014 | Buy | 10.01.2018 21:25:00 | 1.19502 | 0.9 | 11.01.2018 01:10:00 | 1.19528 | \$ 878.27 |
| 2814 | Sell | 11.01.2018 02:00:00 | 133.255 | 2.39 | 11.01.2018 02:36:00 | 133.236 | \$ 1355.99 |
| 2090 | Buy | 11.01.2018 01:30:00 | 1.25362 | 0.15 | 11.01.2018 02:52:00 | 1.25454 | \$ 916.95 |
| 2091 | Buy | 11.01.2018 01:35:00 | 1.25344 | 0.15 | 11.01.2018 02:52:00 | 1.25454 | \$ 1132.6 |
| 2092 | Buy | 11.01.2018 01:40:00 | 1.25291 | 0.15 | 11.01.2018 02:52:00 | 1.25453 | \$ 1755.58 |
| 1646 | Buy | 11.01.2018 21:25:00 | 111.046 | 0.36 | 11.01.2018 22:20:00 | 111.145 | \$ 3119.38 |
| 658 | Sell | 15.01.2018 00:05:00 | 0.88843 | 0.18 | 15.01.2018 02:05:00 | 0.88757 | \$ 1886.95 |
| 657 | Sell | 15.01.2018 00:00:00 | 0.88814 | 0.18 | 15.01.2018 02:05:00 | 0.88768 | \$ 905.9 |
| 2431 | Buy | 15.01.2018 00:00:00 | 1.37281 | 2.15 | 15.01.2018 02:42:00 | 1.37306 | \$ 5663.9 |
| 2432 | Buy | 15.01.2018 00:05:00 | 1.37266 | 2.14 | 15.01.2018 02:42:00 | 1.37296 | \$ 6765.07 |
| 2017 | Buy | 15.01.2018 02:15:00 | 1.21903 | 0.88 | 15.01.2018 03:10:00 | 1.22029 | \$ 11683.98 |
| 2016 | Buy | 15.01.2018 02:00:00 | 1.21913 | 0.88 | 15.01.2018 03:10:00 | 1.22041 | \$ 11869.44 |
| 2815 | Buy | 15.01.2018 02:30:00 | 135.215 | 2.35 | 15.01.2018 05:35:00 | 135.19 | \$ -9052.36 |
| 2433 | Buy | 15.01.2018 22:00:00 | 1.37933 | 2.15 | 16.01.2018 01:25:00 | 1.37985 | \$ 10863.42 |
| 1650 | Sell | 16.01.2018 02:15:00 | 110.75 | 0.35 | 16.01.2018 06:40:00 | 110.861 | \$ -4317.27 |
| 1649 | Sell | 16.01.2018 02:10:00 | 110.732 | 0.35 | 16.01.2018 06:40:00 | 110.859 | \$ -4877.27 |
| 1648 | Sell | 16.01.2018 02:05:00 | 110.659 | 0.36 | 16.01.2018 06:40:00 | 110.868 | \$ -7968.62 |
| 1647 | Sell | 16.01.2018 02:00:00 | 110.621 | 0.36 | 16.01.2018 06:40:00 | 110.865 | \$ -9228.62 |
| 1413 | Buy | 16.01.2018 21:25:00 | 0.95841 | 0.82 | 16.01.2018 22:20:00 | 0.95876 | \$ 3297.43 |
| 1414 | Buy | 16.01.2018 21:30:00 | 0.95814 | 0.81 | 16.01.2018 22:20:00 | 0.95869 | \$ 5123.12 |
| 1654 | Buy | 16.01.2018 21:50:00 | 110.254 | 0.35 | 16.01.2018 23:05:00 | 110.422 | \$ 5447.73 |
| 1653 | Buy | 16.01.2018 21:45:00 | 110.284 | 0.35 | 16.01.2018 23:05:00 | 110.435 | \$ 4852.73 |
| 1652 | Buy | 16.01.2018 21:40:00 | 110.32 | 0.35 | 16.01.2018 23:05:00 | 110.423 | \$ 3172.73 |
| 1651 | Buy | 16.01.2018 21:25:00 | 110.376 | 0.35 | 16.01.2018 23:05:00 | 110.43 | \$ 1457.73 |
| 2434 | Sell | 16.01.2018 21:25:00 | 1.37984 | 2.16 | 16.01.2018 23:10:00 | 1.37932 | \$ 11841.11 |
| 2018 | Sell | 16.01.2018 21:25:00 | 1.22798 | 0.89 | 16.01.2018 23:15:00 | 1.22628 | \$ 15950.5 |
| 1415 | Buy | 16.01.2018 22:25:00 | 0.95858 | 0.82 | 16.01.2018 23:50:00 | 0.95996 | \$ 13025.46 |
| 2093 | Sell | 16.01.2018 23:00:00 | 1.24337 | 0.15 | 17.01.2018 01:40:00 | 1.24241 | \$ 920.92 |
| 2094 | Buy | 17.01.2018 21:40:00 | 1.23833 | 0.15 | 17.01.2018 22:00:00 | 1.24056 | \$ 2486.39 |
| 2816 | Sell | 17.01.2018 22:00:00 | 135.98 | 2.34 | 17.01.2018 23:14:00 | 135.84 | \$ 29578.16 |
| 2818 | Buy | 18.01.2018 00:40:00 | 135.539 | 2.33 | 18.01.2018 02:00:00 | 135.594 | \$ 9656.96 |
| 2819 | Buy | 18.01.2018 00:50:00 | 135.507 | 2.31 | 18.01.2018 02:00:00 | 135.584 | \$ 14656.74 |
| 2820 | Buy | 18.01.2018 00:55:00 | 135.491 | 2.29 | 18.01.2018 02:00:00 | 135.594 | \$ 20484.26 |
| 2098 | Sell | 18.01.2018 00:50:00 | 1.24467 | 0.15 | 18.01.2018 02:32:00 | 1.24436 | \$ 186.34 |
| 2817 | Buy | 18.01.2018 00:35:00 | 135.609 | 2.35 | 18.01.2018 02:44:00 | 135.654 | \$ 7388.33 |
| 659 | Sell | 18.01.2018 02:30:00 | 0.88199 | 0.18 | 18.01.2018 05:45:00 | 0.88194 | \$ -99.67 |
| 2438 | Buy | 17.01.2018 23:00:00 | 1.38562 | 2.11 | 18.01.2018 06:55:00 | 1.3822 | \$ -78742.03 |
| 2437 | Buy | 17.01.2018 22:50:00 | 1.38573 | 2.13 | 18.01.2018 06:55:00 | 1.38229 | \$ -79937.29 |
| 2436 | Buy | 17.01.2018 22:40:00 | 1.38604 | 2.14 | 18.01.2018 06:55:00 | 1.38221 | \$ -89107.19 |

| | | | | | | | |
|------|------|---------------------|---------|------|---------------------|---------|--------------|
| 2435 | Buy | 17.01.2018 22:30:00 | 1.38636 | 2.16 | 18.01.2018 06:55:00 | 1.38227 | \$ -95857.82 |
| 2145 | Buy | 17.01.2018 23:35:00 | 0.79822 | 0.15 | 18.01.2018 07:50:00 | 0.79679 | \$ -2545.76 |
| 2144 | Buy | 17.01.2018 23:30:00 | 0.79859 | 0.15 | 18.01.2018 07:50:00 | 0.79688 | \$ -2988.37 |
| 2143 | Buy | 17.01.2018 23:05:00 | 0.79897 | 0.15 | 18.01.2018 07:50:00 | 0.79694 | \$ -3494.2 |
| 2142 | Buy | 17.01.2018 23:00:00 | 0.79947 | 0.15 | 18.01.2018 07:50:00 | 0.79698 | \$ -4221.33 |
| 2095 | Sell | 17.01.2018 22:30:00 | 1.24266 | 0.15 | 18.01.2018 08:35:00 | 1.24477 | \$ -2848.21 |
| 2096 | Sell | 17.01.2018 22:50:00 | 1.24291 | 0.15 | 18.01.2018 08:55:00 | 1.24472 | \$ -2488.6 |
| 2097 | Sell | 18.01.2018 00:45:00 | 1.24447 | 0.15 | 18.01.2018 10:05:00 | 1.24337 | \$ 1133.31 |
| 1655 | Sell | 18.01.2018 22:30:00 | 111.176 | 0.35 | 18.01.2018 23:56:00 | 111.113 | \$ 1772.73 |
| 2439 | Buy | 18.01.2018 22:30:00 | 1.38788 | 2.07 | 19.01.2018 01:51:00 | 1.38879 | \$ 18966.11 |
| 2440 | Buy | 18.01.2018 22:40:00 | 1.38771 | 2.06 | 19.01.2018 01:51:00 | 1.38883 | \$ 23433.02 |
| 2101 | Buy | 19.01.2018 00:55:00 | 1.24078 | 0.15 | 19.01.2018 02:55:00 | 1.2419 | \$ 1156.56 |
| 2100 | Buy | 19.01.2018 00:30:00 | 1.24099 | 0.15 | 19.01.2018 02:55:00 | 1.24188 | \$ 881.0 |
| 2099 | Buy | 18.01.2018 23:00:00 | 1.24204 | 0.15 | 19.01.2018 02:55:00 | 1.242 | \$ -275.35 |
| 1656 | Sell | 22.01.2018 00:00:00 | 110.586 | 0.36 | 22.01.2018 00:05:00 | 110.537 | \$ 1319.38 |
| 2019 | Sell | 22.01.2018 00:35:00 | 1.22588 | 0.89 | 22.01.2018 01:53:00 | 1.22568 | \$ 1876.53 |
| 2020 | Sell | 22.01.2018 00:55:00 | 1.22624 | 0.89 | 22.01.2018 01:53:00 | 1.22568 | \$ 5254.29 |
| 2102 | Buy | 22.01.2018 00:30:00 | 1.24775 | 0.15 | 22.01.2018 02:01:00 | 1.24838 | \$ 569.51 |
| 2441 | Sell | 22.01.2018 00:30:00 | 1.38906 | 2.08 | 22.01.2018 02:30:00 | 1.38784 | \$ 26752.15 |
| 2824 | Sell | 22.01.2018 00:55:00 | 135.672 | 2.3 | 22.01.2018 02:50:00 | 135.535 | \$ 28389.66 |
| 2823 | Sell | 22.01.2018 00:50:00 | 135.64 | 2.33 | 22.01.2018 02:50:00 | 135.521 | \$ 24566.47 |
| 2822 | Sell | 22.01.2018 00:45:00 | 135.615 | 2.35 | 22.01.2018 02:50:00 | 135.529 | \$ 17022.79 |
| 2821 | Sell | 22.01.2018 00:35:00 | 135.604 | 2.37 | 22.01.2018 02:50:00 | 135.519 | \$ 16930.95 |
| 2103 | Buy | 23.01.2018 22:05:00 | 1.24338 | 0.15 | 24.01.2018 08:10:00 | 1.23989 | \$ -4408.63 |
| 2104 | Buy | 23.01.2018 22:10:00 | 1.24329 | 0.15 | 24.01.2018 08:15:00 | 1.24012 | \$ -4025.24 |
| 2105 | Buy | 23.01.2018 22:15:00 | 1.24307 | 0.15 | 24.01.2018 08:20:00 | 1.24029 | \$ -3558.01 |
| 2106 | Buy | 23.01.2018 22:25:00 | 1.24272 | 0.15 | 24.01.2018 08:30:00 | 1.24037 | \$ -3042.85 |
| 2442 | Buy | 24.01.2018 22:20:00 | 1.4205 | 2.09 | 24.01.2018 23:40:00 | 1.422 | \$ 33035.06 |
| 2021 | Buy | 24.01.2018 22:30:00 | 1.23972 | 0.9 | 24.01.2018 23:55:00 | 1.24071 | \$ 9388.91 |
| 1416 | Sell | 24.01.2018 22:30:00 | 0.94609 | 0.83 | 25.01.2018 00:00:00 | 0.94542 | \$ 4986.58 |
| 2825 | Sell | 25.01.2018 00:00:00 | 135.516 | 2.39 | 25.01.2018 00:30:00 | 135.478 | \$ 5843.24 |
| 2108 | Sell | 25.01.2018 01:30:00 | 1.23531 | 0.15 | 25.01.2018 02:45:00 | 1.23401 | \$ 1373.04 |
| 2107 | Sell | 25.01.2018 00:00:00 | 1.23442 | 0.15 | 25.01.2018 02:45:00 | 1.23405 | \$ 258.26 |
| 2149 | Buy | 25.01.2018 01:30:00 | 0.80446 | 0.15 | 25.01.2018 02:45:00 | 0.80584 | \$ 1996.14 |
| 2148 | Buy | 25.01.2018 00:10:00 | 0.80528 | 0.15 | 25.01.2018 02:45:00 | 0.80578 | \$ 605.11 |
| 2147 | Buy | 25.01.2018 00:05:00 | 0.8057 | 0.15 | 25.01.2018 02:45:00 | 0.80578 | \$ -58.8 |
| 2146 | Buy | 25.01.2018 00:00:00 | 0.80619 | 0.15 | 25.01.2018 02:45:00 | 0.80584 | \$ -738.52 |
| 2025 | Buy | 25.01.2018 02:15:00 | 1.23888 | 0.88 | 25.01.2018 03:05:00 | 1.23995 | \$ 9922.11 |
| 2024 | Buy | 25.01.2018 01:50:00 | 1.23916 | 0.88 | 25.01.2018 03:05:00 | 1.2399 | \$ 6862.02 |
| 2023 | Buy | 25.01.2018 01:35:00 | 1.2394 | 0.89 | 25.01.2018 03:05:00 | 1.23988 | \$ 4501.62 |
| 2022 | Buy | 25.01.2018 01:30:00 | 1.23945 | 0.9 | 25.01.2018 03:05:00 | 1.24 | \$ 5216.06 |
| 2446 | Buy | 25.01.2018 01:50:00 | 1.42188 | 2.04 | 25.01.2018 03:55:00 | 1.42338 | \$ 32244.75 |
| 2445 | Buy | 25.01.2018 01:45:00 | 1.42248 | 2.07 | 25.01.2018 03:55:00 | 1.42331 | \$ 18104.48 |
| 2444 | Buy | 25.01.2018 01:35:00 | 1.42278 | 2.08 | 25.01.2018 03:55:00 | 1.42323 | \$ 9863.1 |
| 2443 | Buy | 25.01.2018 01:30:00 | 1.42292 | 2.1 | 25.01.2018 03:55:00 | 1.42336 | \$ 9736.65 |
| 1417 | Sell | 25.01.2018 02:00:00 | 0.9464 | 0.83 | 25.01.2018 04:00:00 | 0.94517 | \$ 11751.83 |
| 1660 | Sell | 24.01.2018 23:15:00 | 109.222 | 0.36 | 25.01.2018 04:00:00 | 109.209 | \$ -424.82 |
| 1659 | Sell | 24.01.2018 23:10:00 | 109.166 | 0.36 | 25.01.2018 04:00:00 | 109.215 | \$ -2656.82 |
| 1658 | Sell | 24.01.2018 22:45:00 | 109.151 | 0.36 | 25.01.2018 04:00:00 | 109.212 | \$ -3088.82 |
| 1657 | Sell | 24.01.2018 22:30:00 | 109.131 | 0.36 | 25.01.2018 04:00:00 | 109.213 | \$ -3844.82 |
| 2026 | Buy | 25.01.2018 21:25:00 | 1.23892 | 0.9 | 25.01.2018 21:34:00 | 1.24018 | \$ 11949.53 |
| 2447 | Buy | 25.01.2018 21:25:00 | 1.41309 | 2.12 | 25.01.2018 21:34:00 | 1.41526 | \$ 48476.71 |
| 1420 | Sell | 25.01.2018 21:40:00 | 0.94251 | 0.82 | 25.01.2018 22:27:00 | 0.9411 | \$ 13310.5 |
| 1421 | Sell | 25.01.2018 21:45:00 | 0.94411 | 0.8 | 25.01.2018 22:27:00 | 0.9411 | \$ 27730.65 |
| 2027 | Buy | 25.01.2018 21:35:00 | 1.24046 | 0.91 | 25.01.2018 22:27:00 | 1.24154 | \$ 10356.25 |
| 2028 | Buy | 25.01.2018 21:40:00 | 1.23853 | 0.9 | 25.01.2018 22:27:00 | 1.24156 | \$ 28735.76 |
| 2029 | Buy | 25.01.2018 21:45:00 | 1.23786 | 0.89 | 25.01.2018 22:27:00 | 1.24156 | \$ 34699.99 |
| 2030 | Buy | 25.01.2018 21:50:00 | 1.23746 | 0.88 | 25.01.2018 22:27:00 | 1.24151 | \$ 37555.65 |
| 2110 | Sell | 25.01.2018 21:40:00 | 1.23737 | 0.15 | 25.01.2018 22:27:00 | 1.23717 | \$ 54.48 |
| 2111 | Sell | 25.01.2018 21:45:00 | 1.23816 | 0.15 | 25.01.2018 22:27:00 | 1.23716 | \$ 1013.43 |

| | | | | | | | |
|------|------|---------------------|---------|------|---------------------|---------|-------------|
| 2449 | Buy | 25.01.2018 21:40:00 | 1.41373 | 2.1 | 25.01.2018 22:27:00 | 1.41454 | \$ 17924.29 |
| 2450 | Buy | 25.01.2018 21:45:00 | 1.41065 | 2.05 | 25.01.2018 22:27:00 | 1.41458 | \$ 84895.37 |
| 2451 | Buy | 25.01.2018 21:50:00 | 1.40996 | 2.03 | 25.01.2018 22:27:00 | 1.41453 | \$ 97757.45 |
| 1662 | Sell | 25.01.2018 21:35:00 | 109.443 | 0.36 | 25.01.2018 22:30:00 | 109.354 | \$ 2759.38 |
| 1663 | Sell | 25.01.2018 21:40:00 | 109.46 | 0.35 | 25.01.2018 22:30:00 | 109.351 | \$ 3382.73 |
| 1664 | Sell | 25.01.2018 21:45:00 | 109.632 | 0.35 | 25.01.2018 22:30:00 | 109.337 | \$ 9892.73 |
| 1419 | Sell | 25.01.2018 21:35:00 | 0.94101 | 0.83 | 25.01.2018 23:30:00 | 0.94063 | \$ 3624.91 |
| 2153 | Buy | 25.01.2018 21:45:00 | 0.80244 | 0.15 | 25.01.2018 23:30:00 | 0.80303 | \$ 747.37 |
| 2112 | Sell | 25.01.2018 22:35:00 | 1.23793 | 0.15 | 25.01.2018 23:31:00 | 1.23719 | \$ 701.77 |
| 2152 | Buy | 25.01.2018 21:40:00 | 0.80333 | 0.15 | 26.01.2018 01:40:00 | 0.80297 | \$ -787.67 |
| 2151 | Buy | 25.01.2018 21:35:00 | 0.80397 | 0.15 | 26.01.2018 01:40:00 | 0.80307 | \$ -1641.27 |
| 2150 | Buy | 25.01.2018 21:30:00 | 0.80439 | 0.15 | 26.01.2018 01:40:00 | 0.80303 | \$ -2368.4 |
| 1424 | Sell | 26.01.2018 00:55:00 | 0.94255 | 0.82 | 26.01.2018 02:07:00 | 0.94244 | \$ 1030.85 |
| 2115 | Sell | 26.01.2018 00:45:00 | 1.23827 | 0.15 | 26.01.2018 02:30:00 | 1.23728 | \$ 1001.45 |
| 2114 | Sell | 26.01.2018 00:30:00 | 1.23799 | 0.15 | 26.01.2018 02:30:00 | 1.23739 | \$ 533.95 |
| 2113 | Sell | 26.01.2018 00:20:00 | 1.23781 | 0.15 | 26.01.2018 02:30:00 | 1.23728 | \$ 450.05 |
| 2109 | Sell | 25.01.2018 21:35:00 | 1.23676 | 0.15 | 26.01.2018 02:30:00 | 1.23733 | \$ -913.08 |
| 2034 | Buy | 26.01.2018 00:40:00 | 1.23806 | 0.91 | 26.01.2018 02:35:00 | 1.24093 | \$ 27520.79 |
| 2033 | Buy | 26.01.2018 00:30:00 | 1.23833 | 0.92 | 26.01.2018 02:35:00 | 1.24089 | \$ 24817.91 |
| 2032 | Buy | 26.01.2018 00:25:00 | 1.23893 | 0.93 | 26.01.2018 02:35:00 | 1.24093 | \$ 19599.75 |
| 2031 | Buy | 25.01.2018 23:45:00 | 1.23932 | 0.94 | 26.01.2018 02:35:00 | 1.24102 | \$ 16286.24 |
| 1423 | Sell | 26.01.2018 00:50:00 | 0.94245 | 0.83 | 26.01.2018 03:10:00 | 0.94041 | \$ 19496.31 |
| 1422 | Sell | 26.01.2018 00:30:00 | 0.94217 | 0.83 | 26.01.2018 03:10:00 | 0.94047 | \$ 16245.53 |
| 1418 | Sell | 25.01.2018 21:30:00 | 0.94044 | 0.83 | 26.01.2018 03:10:00 | 0.94055 | \$ -1530.36 |
| 2448 | Buy | 25.01.2018 21:35:00 | 1.41598 | 2.13 | 26.01.2018 03:10:00 | 1.41737 | \$ 30289.41 |
| 1667 | Sell | 26.01.2018 00:15:00 | 109.44 | 0.36 | 26.01.2018 03:55:00 | 109.395 | \$ 1175.38 |
| 1666 | Sell | 25.01.2018 23:50:00 | 109.434 | 0.36 | 26.01.2018 03:55:00 | 109.391 | \$ 953.98 |
| 1665 | Sell | 25.01.2018 23:35:00 | 109.405 | 0.36 | 26.01.2018 03:55:00 | 109.392 | \$ -126.02 |
| 1661 | Sell | 25.01.2018 21:30:00 | 109.288 | 0.36 | 26.01.2018 03:55:00 | 109.395 | \$ -4446.02 |
| 660 | Buy | 26.01.2018 01:30:00 | 0.87543 | 0.18 | 26.01.2018 04:30:00 | 0.87632 | \$ 1958.32 |
| 2154 | Sell | 26.01.2018 02:30:00 | 0.80334 | 0.15 | 26.01.2018 07:05:00 | 0.80482 | \$ -2525.52 |
| 2155 | Buy | 29.01.2018 00:30:00 | 0.81042 | 0.15 | 29.01.2018 01:40:00 | 0.81124 | \$ 1110.94 |
| 2036 | Sell | 29.01.2018 21:35:00 | 1.23902 | 0.96 | 29.01.2018 23:00:00 | 1.23826 | \$ 7691.66 |
| 2035 | Sell | 29.01.2018 21:25:00 | 1.23866 | 0.96 | 29.01.2018 23:00:00 | 1.23831 | \$ 3542.22 |
| 2452 | Sell | 29.01.2018 21:35:00 | 1.40781 | 2.19 | 29.01.2018 23:15:00 | 1.40712 | \$ 15930.46 |
| 2453 | Buy | 31.01.2018 21:35:00 | 1.41586 | 2.19 | 31.01.2018 21:45:00 | 1.41596 | \$ 2307.72 |
| 2037 | Buy | 31.01.2018 21:25:00 | 1.24009 | 0.96 | 31.01.2018 22:43:00 | 1.24063 | \$ 5462.64 |
| 2038 | Buy | 31.01.2018 21:35:00 | 1.23929 | 0.95 | 31.01.2018 22:43:00 | 1.24069 | \$ 14014.87 |
| 2829 | Buy | 31.01.2018 21:50:00 | 135.43 | 2.32 | 01.02.2018 00:01:00 | 135.48 | \$ 5305.21 |
| 2158 | Buy | 31.01.2018 21:50:00 | 0.80364 | 0.15 | 01.02.2018 00:55:00 | 0.80605 | \$ 3524.24 |
| 2157 | Buy | 31.01.2018 21:35:00 | 0.80411 | 0.15 | 01.02.2018 00:55:00 | 0.806 | \$ 2702.26 |
| 2156 | Buy | 31.01.2018 21:30:00 | 0.80444 | 0.15 | 01.02.2018 00:55:00 | 0.80598 | \$ 2149.01 |
| 1668 | Buy | 31.01.2018 22:00:00 | 109.096 | 0.36 | 01.02.2018 02:02:00 | 109.143 | \$ 1058.38 |
| 1669 | Buy | 31.01.2018 22:10:00 | 109.062 | 0.36 | 01.02.2018 02:02:00 | 109.132 | \$ 1886.38 |
| 2827 | Buy | 31.01.2018 21:35:00 | 135.509 | 2.37 | 01.02.2018 02:04:00 | 135.526 | \$ -2403.39 |
| 2828 | Buy | 31.01.2018 21:45:00 | 135.471 | 2.35 | 01.02.2018 02:04:00 | 135.525 | \$ 6312.73 |
| 2826 | Buy | 31.01.2018 21:25:00 | 135.564 | 2.39 | 01.02.2018 03:10:00 | 135.725 | \$ 31990.82 |
| 2039 | Buy | 02.02.2018 02:30:00 | 1.25011 | 0.96 | 02.02.2018 03:30:00 | 1.25139 | \$ 12948.48 |
| 2454 | Buy | 02.02.2018 02:30:00 | 1.42565 | 2.19 | 02.02.2018 03:30:00 | 1.42758 | \$ 44538.85 |
| 2830 | Buy | 05.02.2018 00:05:00 | 136.982 | 2.38 | 05.02.2018 00:25:00 | 137.023 | \$ 6497.73 |
| 2831 | Buy | 05.02.2018 01:10:00 | 136.934 | 2.38 | 05.02.2018 01:57:00 | 136.956 | \$ 1976.83 |
| 2832 | Buy | 05.02.2018 01:15:00 | 136.853 | 2.36 | 05.02.2018 01:57:00 | 136.971 | \$ 24618.53 |
| 1673 | Buy | 05.02.2018 02:20:00 | 109.985 | 0.35 | 05.02.2018 04:15:00 | 109.985 | \$ -432.27 |
| 1672 | Buy | 05.02.2018 02:00:00 | 110.032 | 0.36 | 05.02.2018 04:15:00 | 109.984 | \$ -2172.62 |
| 1671 | Buy | 05.02.2018 01:35:00 | 110.064 | 0.36 | 05.02.2018 04:15:00 | 109.986 | \$ -3252.62 |
| 1670 | Buy | 05.02.2018 01:30:00 | 110.079 | 0.36 | 05.02.2018 04:15:00 | 109.975 | \$ -4188.62 |
| 2456 | Sell | 05.02.2018 02:25:00 | 1.41133 | 2.19 | 05.02.2018 04:20:00 | 1.40977 | \$ 36016.72 |
| 2455 | Sell | 05.02.2018 02:00:00 | 1.41102 | 2.2 | 05.02.2018 04:20:00 | 1.40984 | \$ 27367.81 |
| 2116 | Buy | 05.02.2018 02:30:00 | 1.24273 | 0.15 | 05.02.2018 06:05:00 | 1.24193 | \$ -1143.7 |
| 1426 | Buy | 05.02.2018 22:10:00 | 0.93317 | 0.84 | 05.02.2018 22:42:00 | 0.93378 | \$ 5893.37 |

| | | | | | | | |
|------|------|---------------------|---------|------|---------------------|---------|--------------|
| 1427 | Buy | 05.02.2018 22:45:00 | 0.93365 | 0.84 | 05.02.2018 22:55:00 | 0.93411 | \$ 4442.12 |
| 1430 | Buy | 05.02.2018 23:25:00 | 0.93274 | 0.83 | 06.02.2018 02:15:00 | 0.93246 | \$ -2696.54 |
| 1429 | Buy | 05.02.2018 23:20:00 | 0.93306 | 0.84 | 06.02.2018 02:15:00 | 0.93248 | \$ -5631.54 |
| 1428 | Buy | 05.02.2018 23:10:00 | 0.93329 | 0.84 | 06.02.2018 02:15:00 | 0.93262 | \$ -6502.28 |
| 1425 | Buy | 05.02.2018 22:00:00 | 0.93527 | 0.85 | 06.02.2018 02:15:00 | 0.93246 | \$ -27530.76 |
| 2833 | Sell | 06.02.2018 02:30:00 | 135.269 | 2.42 | 06.02.2018 02:58:00 | 135.152 | \$ 25040.54 |
| 2457 | Sell | 06.02.2018 02:30:00 | 1.39654 | 2.22 | 06.02.2018 03:55:00 | 1.3956 | \$ 21999.68 |
| 2159 | Buy | 05.02.2018 22:00:00 | 0.79008 | 0.15 | 06.02.2018 08:00:00 | 0.78578 | \$ -7015.75 |
| 2160 | Buy | 05.02.2018 23:00:00 | 0.78888 | 0.15 | 06.02.2018 09:05:00 | 0.78581 | \$ -5071.45 |
| 2161 | Buy | 05.02.2018 23:05:00 | 0.78863 | 0.15 | 06.02.2018 09:10:00 | 0.78657 | \$ -3474.91 |
| 2162 | Buy | 05.02.2018 23:10:00 | 0.78846 | 0.15 | 06.02.2018 09:15:00 | 0.78607 | \$ -3996.56 |
| 1431 | Buy | 06.02.2018 21:25:00 | 0.93473 | 0.84 | 06.02.2018 23:49:00 | 0.93635 | \$ 15665.16 |
| 2834 | Buy | 07.02.2018 02:30:00 | 135.45 | 2.42 | 07.02.2018 02:51:00 | 135.523 | \$ 14388.28 |
| 1674 | Buy | 07.02.2018 02:30:00 | 109.42 | 0.36 | 07.02.2018 12:35:00 | 109.043 | \$ -14016.62 |
| 1675 | Sell | 07.02.2018 22:30:00 | 109.659 | 0.36 | 07.02.2018 23:45:00 | 109.366 | \$ 10103.38 |
| 2459 | Sell | 07.02.2018 21:35:00 | 1.38827 | 2.21 | 07.02.2018 23:45:00 | 1.3871 | \$ 27259.22 |
| 2458 | Sell | 07.02.2018 21:30:00 | 1.38808 | 2.22 | 07.02.2018 23:45:00 | 1.38721 | \$ 20361.4 |
| 2836 | Sell | 07.02.2018 22:15:00 | 134.515 | 2.42 | 07.02.2018 23:45:00 | 134.131 | \$ 89672.62 |
| 2835 | Sell | 07.02.2018 22:10:00 | 134.475 | 2.44 | 07.02.2018 23:45:00 | 134.114 | \$ 84802.49 |
| 1432 | Buy | 07.02.2018 21:40:00 | 0.94264 | 0.84 | 07.02.2018 23:53:00 | 0.94326 | \$ 5990.13 |
| 1433 | Buy | 07.02.2018 21:45:00 | 0.94253 | 0.84 | 07.02.2018 23:53:00 | 0.94325 | \$ 6957.63 |
| 1434 | Buy | 07.02.2018 21:55:00 | 0.94242 | 0.84 | 07.02.2018 23:53:00 | 0.94321 | \$ 7634.88 |
| 1677 | Buy | 08.02.2018 02:00:00 | 109.151 | 0.36 | 08.02.2018 03:33:00 | 109.253 | \$ 3227.38 |
| 1676 | Buy | 08.02.2018 00:00:00 | 109.308 | 0.36 | 08.02.2018 04:40:00 | 109.375 | \$ 1967.38 |
| 1435 | Buy | 08.02.2018 02:00:00 | 0.94246 | 0.85 | 08.02.2018 05:00:00 | 0.94328 | \$ 8019.48 |
| 2041 | Sell | 08.02.2018 02:05:00 | 1.22716 | 0.97 | 08.02.2018 06:15:00 | 1.2268 | \$ 3681.37 |
| 2040 | Sell | 08.02.2018 02:00:00 | 1.22692 | 0.98 | 08.02.2018 06:15:00 | 1.22668 | \$ 2479.55 |
| 2460 | Sell | 08.02.2018 02:30:00 | 1.38863 | 2.24 | 08.02.2018 06:15:00 | 1.38804 | \$ 13932.7 |
| 2837 | Sell | 08.02.2018 02:30:00 | 134.138 | 2.49 | 08.02.2018 06:15:00 | 134.199 | \$ -18529.26 |
| 662 | Sell | 08.02.2018 22:10:00 | 0.88092 | 0.19 | 08.02.2018 23:55:00 | 0.88034 | \$ 1266.89 |
| 661 | Sell | 08.02.2018 22:00:00 | 0.88079 | 0.19 | 08.02.2018 23:55:00 | 0.88038 | \$ 826.78 |
| 2464 | Buy | 08.02.2018 22:50:00 | 1.3908 | 2.18 | 09.02.2018 00:20:00 | 1.39215 | \$ 30081.55 |
| 2463 | Buy | 08.02.2018 22:20:00 | 1.39097 | 2.2 | 09.02.2018 00:20:00 | 1.39214 | \$ 26184.67 |
| 2462 | Buy | 08.02.2018 22:15:00 | 1.39155 | 2.22 | 09.02.2018 00:20:00 | 1.39216 | \$ 13322.5 |
| 2461 | Buy | 08.02.2018 22:10:00 | 1.39165 | 2.24 | 09.02.2018 00:20:00 | 1.39214 | \$ 10610.04 |
| 1678 | Sell | 09.02.2018 02:30:00 | 108.74 | 0.36 | 09.02.2018 07:00:00 | 108.926 | \$ -7140.62 |
| 2838 | Sell | 09.02.2018 02:30:00 | 133.26 | 2.5 | 09.02.2018 07:00:00 | 133.474 | \$ -56831.63 |
| 1436 | Sell | 09.02.2018 02:30:00 | 0.93658 | 0.86 | 09.02.2018 08:20:00 | 0.93775 | \$ -11599.39 |
| 1681 | Sell | 12.02.2018 00:30:00 | 108.87 | 0.36 | 12.02.2018 01:15:00 | 108.742 | \$ 4163.38 |
| 1680 | Sell | 12.02.2018 00:15:00 | 108.853 | 0.36 | 12.02.2018 01:15:00 | 108.726 | \$ 4127.38 |
| 1679 | Sell | 12.02.2018 00:05:00 | 108.835 | 0.36 | 12.02.2018 01:15:00 | 108.725 | \$ 3515.38 |
| 2840 | Sell | 12.02.2018 01:00:00 | 133.365 | 2.47 | 12.02.2018 01:15:00 | 133.155 | \$ 48575.91 |
| 2839 | Sell | 12.02.2018 00:00:00 | 133.337 | 2.49 | 12.02.2018 01:15:00 | 133.16 | \$ 40752.86 |
| 2466 | Sell | 12.02.2018 02:10:00 | 1.38318 | 2.24 | 12.02.2018 02:58:00 | 1.38255 | \$ 14877.29 |
| 2465 | Sell | 12.02.2018 01:00:00 | 1.38271 | 2.26 | 12.02.2018 08:40:00 | 1.38509 | \$ -56704.92 |
| 2117 | Buy | 12.02.2018 00:00:00 | 1.25851 | 0.15 | 12.02.2018 09:40:00 | 1.25646 | \$ -2641.27 |
| 2044 | Sell | 12.02.2018 01:00:00 | 1.22516 | 0.97 | 12.02.2018 09:45:00 | 1.22764 | \$ -25360.56 |
| 2043 | Sell | 12.02.2018 00:50:00 | 1.2251 | 0.98 | 12.02.2018 09:45:00 | 1.22759 | \$ -25725.32 |
| 2042 | Sell | 12.02.2018 00:00:00 | 1.22484 | 0.99 | 12.02.2018 09:45:00 | 1.22757 | \$ -28492.68 |
| 2842 | Sell | 12.02.2018 21:35:00 | 133.611 | 2.48 | 12.02.2018 22:13:00 | 133.599 | \$ -337.6 |
| 2841 | Sell | 12.02.2018 21:30:00 | 133.58 | 2.51 | 12.02.2018 23:10:00 | 133.553 | \$ 3423.89 |
| 2844 | Sell | 13.02.2018 01:40:00 | 133.771 | 2.48 | 13.02.2018 02:30:00 | 133.508 | \$ 61906.33 |
| 2843 | Sell | 13.02.2018 01:30:00 | 133.755 | 2.5 | 13.02.2018 02:30:00 | 133.513 | \$ 57155.97 |
| 2467 | Sell | 12.02.2018 22:30:00 | 1.38368 | 2.25 | 13.02.2018 03:00:00 | 1.38362 | \$ 676.4 |
| 2121 | Buy | 13.02.2018 00:00:00 | 1.25769 | 0.15 | 13.02.2018 03:56:00 | 1.2583 | \$ 545.56 |
| 2118 | Buy | 12.02.2018 22:30:00 | 1.25985 | 0.15 | 13.02.2018 08:30:00 | 1.25717 | \$ -3438.2 |
| 2120 | Buy | 12.02.2018 23:50:00 | 1.25835 | 0.15 | 13.02.2018 08:50:00 | 1.25777 | \$ -922.3 |
| 2119 | Buy | 12.02.2018 23:45:00 | 1.25903 | 0.15 | 13.02.2018 08:50:00 | 1.25779 | \$ -1713.01 |
| 2045 | Buy | 13.02.2018 21:25:00 | 1.23459 | 0.97 | 13.02.2018 22:10:00 | 1.23615 | \$ 15945.35 |
| 1684 | Sell | 13.02.2018 23:55:00 | 107.838 | 0.36 | 14.02.2018 01:25:00 | 107.751 | \$ 2537.98 |

| | | | | | | | |
|------|------|---------------------|---------|------|---------------------|---------|--------------|
| 1683 | Sell | 13.02.2018 23:10:00 | 107.816 | 0.37 | 14.02.2018 01:25:00 | 107.769 | \$ 1128.48 |
| 1682 | Sell | 13.02.2018 23:00:00 | 107.803 | 0.37 | 14.02.2018 01:25:00 | 107.767 | \$ 721.48 |
| 2846 | Sell | 13.02.2018 22:40:00 | 133.23 | 2.52 | 14.02.2018 01:25:00 | 133.102 | \$ 28336.34 |
| 2845 | Sell | 13.02.2018 22:30:00 | 133.182 | 2.55 | 14.02.2018 01:25:00 | 133.105 | \$ 15670.39 |
| 2850 | Sell | 14.02.2018 22:20:00 | 133.333 | 2.46 | 14.02.2018 22:58:00 | 133.298 | \$ 5330.16 |
| 1685 | Sell | 14.02.2018 22:20:00 | 107.151 | 0.37 | 15.02.2018 01:05:00 | 106.922 | \$ 7555.38 |
| 2166 | Sell | 14.02.2018 22:30:00 | 0.79226 | 0.15 | 15.02.2018 01:05:00 | 0.79194 | \$ 234.92 |
| 2165 | Sell | 14.02.2018 22:20:00 | 0.79194 | 0.15 | 15.02.2018 01:05:00 | 0.79188 | \$ -176.22 |
| 2164 | Sell | 14.02.2018 22:05:00 | 0.79165 | 0.15 | 15.02.2018 01:05:00 | 0.79181 | \$ -524.09 |
| 2163 | Sell | 14.02.2018 21:55:00 | 0.79128 | 0.15 | 15.02.2018 01:05:00 | 0.79195 | \$ -1330.53 |
| 2851 | Sell | 14.02.2018 23:10:00 | 133.328 | 2.46 | 15.02.2018 01:05:00 | 133.147 | \$ 39600.27 |
| 2849 | Sell | 14.02.2018 21:55:00 | 133.246 | 2.5 | 15.02.2018 01:05:00 | 133.135 | \$ 22746.52 |
| 2848 | Sell | 14.02.2018 21:50:00 | 133.088 | 2.54 | 15.02.2018 01:05:00 | 133.144 | \$ -19303.95 |
| 2847 | Sell | 14.02.2018 21:25:00 | 133.071 | 2.56 | 15.02.2018 01:05:00 | 133.142 | \$ -23295.49 |
| 2853 | Buy | 15.02.2018 01:45:00 | 132.879 | 2.54 | 15.02.2018 02:22:00 | 132.899 | \$ 1704.67 |
| 2854 | Buy | 15.02.2018 01:50:00 | 132.734 | 2.51 | 15.02.2018 02:22:00 | 132.894 | \$ 36828.48 |
| 2855 | Buy | 15.02.2018 01:55:00 | 132.726 | 2.48 | 15.02.2018 02:22:00 | 132.894 | \$ 38372.64 |
| 2856 | Buy | 15.02.2018 02:30:00 | 132.797 | 2.56 | 15.02.2018 03:15:00 | 133.169 | \$ 91832.27 |
| 2852 | Buy | 15.02.2018 01:30:00 | 133.01 | 2.57 | 15.02.2018 03:15:00 | 133.172 | \$ 38215.95 |
| 2860 | Buy | 15.02.2018 23:15:00 | 132.558 | 2.55 | 15.02.2018 23:55:00 | 132.769 | \$ 50424.59 |
| 2859 | Buy | 15.02.2018 22:45:00 | 132.651 | 2.58 | 15.02.2018 23:55:00 | 132.755 | \$ 23409.91 |
| 2858 | Buy | 15.02.2018 22:35:00 | 132.664 | 2.61 | 15.02.2018 23:55:00 | 132.761 | \$ 21854.63 |
| 2857 | Buy | 15.02.2018 22:30:00 | 132.69 | 2.63 | 15.02.2018 23:55:00 | 132.75 | \$ 12290.1 |
| 2125 | Buy | 15.02.2018 22:00:00 | 1.24887 | 0.15 | 16.02.2018 01:20:00 | 1.24877 | \$ -347.23 |
| 2124 | Buy | 15.02.2018 21:55:00 | 1.24924 | 0.15 | 16.02.2018 01:20:00 | 1.24864 | \$ -946.26 |
| 2123 | Buy | 15.02.2018 21:50:00 | 1.2494 | 0.15 | 16.02.2018 01:20:00 | 1.24874 | \$ -1018.14 |
| 2122 | Buy | 15.02.2018 21:30:00 | 1.24971 | 0.15 | 16.02.2018 01:20:00 | 1.24862 | \$ -1533.31 |
| 2170 | Sell | 15.02.2018 22:05:00 | 0.79361 | 0.15 | 16.02.2018 03:45:00 | 0.7935 | \$ -39.93 |
| 2169 | Sell | 15.02.2018 22:00:00 | 0.79347 | 0.15 | 16.02.2018 03:45:00 | 0.79345 | \$ -182.25 |
| 2168 | Sell | 15.02.2018 21:35:00 | 0.79317 | 0.15 | 16.02.2018 03:45:00 | 0.79341 | \$ -593.37 |
| 2167 | Sell | 15.02.2018 21:30:00 | 0.79309 | 0.15 | 16.02.2018 03:45:00 | 0.79341 | \$ -719.87 |
| 2861 | Sell | 19.02.2018 00:30:00 | 131.998 | 2.67 | 19.02.2018 01:50:00 | 131.829 | \$ 41598.68 |
| 2862 | Sell | 19.02.2018 02:30:00 | 132.073 | 2.68 | 19.02.2018 03:50:00 | 131.9 | \$ 42824.44 |
| 2048 | Sell | 19.02.2018 01:10:00 | 1.24186 | 0.97 | 19.02.2018 05:00:00 | 1.24245 | \$ -6033.36 |
| 2047 | Sell | 19.02.2018 01:05:00 | 1.24179 | 0.97 | 19.02.2018 05:00:00 | 1.24236 | \$ -5828.83 |
| 2046 | Sell | 19.02.2018 01:00:00 | 1.24148 | 0.98 | 19.02.2018 05:00:00 | 1.24251 | \$ -10641.4 |
| 2470 | Sell | 19.02.2018 01:05:00 | 1.40365 | 2.2 | 19.02.2018 05:05:00 | 1.40404 | \$ -9045.29 |
| 2469 | Sell | 19.02.2018 01:00:00 | 1.40314 | 2.22 | 19.02.2018 05:05:00 | 1.40409 | \$ -22233.72 |
| 2468 | Sell | 19.02.2018 00:00:00 | 1.401 | 2.25 | 19.02.2018 05:05:00 | 1.40406 | \$ -72583.73 |
| 2471 | Buy | 20.02.2018 21:25:00 | 1.39839 | 2.22 | 20.02.2018 22:50:00 | 1.39907 | \$ 15907.41 |
| 1686 | Buy | 22.02.2018 01:30:00 | 107.535 | 0.37 | 22.02.2018 02:36:00 | 107.646 | \$ 3650.03 |
| 2050 | Buy | 22.02.2018 22:35:00 | 1.23196 | 0.97 | 23.02.2018 01:05:00 | 1.23359 | \$ 16090.51 |
| 2049 | Buy | 22.02.2018 22:30:00 | 1.23221 | 0.98 | 23.02.2018 01:05:00 | 1.23359 | \$ 13674.7 |
| 1688 | Sell | 23.02.2018 02:05:00 | 106.881 | 0.37 | 23.02.2018 03:50:00 | 106.753 | \$ 4279.03 |
| 1687 | Sell | 23.02.2018 02:00:00 | 106.845 | 0.37 | 23.02.2018 03:50:00 | 106.765 | \$ 2503.03 |
| 2863 | Sell | 23.02.2018 02:30:00 | 131.731 | 2.7 | 23.02.2018 03:50:00 | 131.597 | \$ 32623.24 |
| 2864 | Sell | 26.02.2018 00:00:00 | 131.752 | 2.71 | 26.02.2018 00:38:00 | 131.643 | \$ 25968.33 |
| 2865 | Sell | 26.02.2018 00:40:00 | 131.643 | 2.72 | 26.02.2018 01:18:00 | 131.564 | \$ 17907.39 |
| 1690 | Sell | 26.02.2018 00:35:00 | 107.066 | 0.37 | 26.02.2018 01:25:00 | 107.036 | \$ 653.03 |
| 1691 | Sell | 26.02.2018 00:40:00 | 107.13 | 0.37 | 26.02.2018 01:25:00 | 107.054 | \$ 2355.03 |
| 1689 | Sell | 26.02.2018 00:30:00 | 107.052 | 0.37 | 26.02.2018 02:45:00 | 106.887 | \$ 5648.03 |
| 2126 | Sell | 26.02.2018 02:30:00 | 1.26543 | 0.15 | 26.02.2018 03:40:00 | 1.26412 | \$ 1385.03 |
| 2130 | Buy | 26.02.2018 23:30:00 | 1.26735 | 0.15 | 27.02.2018 01:30:00 | 1.26871 | \$ 1401.92 |
| 2129 | Buy | 26.02.2018 22:25:00 | 1.26757 | 0.15 | 27.02.2018 01:30:00 | 1.26884 | \$ 1294.09 |
| 2128 | Buy | 26.02.2018 22:00:00 | 1.26789 | 0.15 | 27.02.2018 01:30:00 | 1.26872 | \$ 766.96 |
| 2127 | Buy | 26.02.2018 21:30:00 | 1.26792 | 0.15 | 27.02.2018 01:30:00 | 1.26869 | \$ 695.06 |
| 2171 | Buy | 28.02.2018 22:30:00 | 0.77676 | 0.15 | 01.03.2018 08:35:00 | 0.77276 | \$ -6608.24 |
| 2172 | Buy | 28.02.2018 22:50:00 | 0.7766 | 0.15 | 01.03.2018 08:50:00 | 0.77326 | \$ -5564.96 |
| 2174 | Sell | 01.03.2018 22:05:00 | 0.77636 | 0.15 | 02.03.2018 00:00:00 | 0.77534 | \$ 1399.01 |
| 2173 | Sell | 01.03.2018 22:00:00 | 0.77599 | 0.15 | 02.03.2018 00:00:00 | 0.77536 | \$ 782.32 |

| | | | | | | | |
|------|------|---------------------|---------|------|---------------------|---------|---------------|
| 2475 | Sell | 01.03.2018 22:00:00 | 1.37673 | 2.15 | 02.03.2018 00:35:00 | 1.37703 | \$ -7513.4 |
| 2474 | Sell | 01.03.2018 21:50:00 | 1.37588 | 2.19 | 02.03.2018 00:35:00 | 1.37717 | \$ -30509.94 |
| 2473 | Sell | 01.03.2018 21:35:00 | 1.37526 | 2.21 | 02.03.2018 00:35:00 | 1.37707 | \$ -42903.78 |
| 2472 | Sell | 01.03.2018 21:30:00 | 1.3746 | 2.23 | 02.03.2018 00:35:00 | 1.37702 | \$ -57632.75 |
| 1440 | Buy | 01.03.2018 21:50:00 | 0.94234 | 0.85 | 02.03.2018 02:05:00 | 0.94188 | \$ -4523.75 |
| 1439 | Buy | 01.03.2018 21:40:00 | 0.94336 | 0.86 | 02.03.2018 02:05:00 | 0.94189 | \$ -14581.43 |
| 1438 | Buy | 01.03.2018 21:35:00 | 0.94406 | 0.87 | 02.03.2018 02:05:00 | 0.94199 | \$ -20763.31 |
| 1437 | Buy | 01.03.2018 21:30:00 | 0.94465 | 0.87 | 02.03.2018 02:05:00 | 0.94184 | \$ -28178.54 |
| 1695 | Buy | 01.03.2018 21:50:00 | 106.246 | 0.37 | 02.03.2018 02:15:00 | 106.287 | \$ 995.28 |
| 1694 | Buy | 01.03.2018 21:40:00 | 106.327 | 0.37 | 02.03.2018 02:15:00 | 106.272 | \$ -2556.72 |
| 1693 | Buy | 01.03.2018 21:35:00 | 106.397 | 0.38 | 02.03.2018 02:15:00 | 106.284 | \$ -4829.82 |
| 1692 | Buy | 01.03.2018 21:25:00 | 106.42 | 0.38 | 02.03.2018 02:15:00 | 106.282 | \$ -5779.82 |
| 2054 | Sell | 01.03.2018 21:50:00 | 1.22467 | 0.96 | 02.03.2018 02:15:00 | 1.22629 | \$ -16474.28 |
| 2053 | Sell | 01.03.2018 21:40:00 | 1.22334 | 0.98 | 02.03.2018 02:15:00 | 1.22621 | \$ -29731.81 |
| 2052 | Sell | 01.03.2018 21:35:00 | 1.22318 | 0.99 | 02.03.2018 02:15:00 | 1.22619 | \$ -31496.37 |
| 2051 | Sell | 01.03.2018 21:30:00 | 1.22268 | 1.0 | 02.03.2018 02:15:00 | 1.22619 | \$ -37085.67 |
| 2134 | Buy | 01.03.2018 22:00:00 | 1.28273 | 0.15 | 02.03.2018 04:10:00 | 1.28301 | \$ 108.02 |
| 2133 | Buy | 01.03.2018 21:50:00 | 1.2839 | 0.15 | 02.03.2018 04:10:00 | 1.2831 | \$ -1185.87 |
| 2132 | Buy | 01.03.2018 21:40:00 | 1.28514 | 0.15 | 02.03.2018 04:10:00 | 1.28298 | \$ -2815.22 |
| 2131 | Buy | 01.03.2018 21:30:00 | 1.2856 | 0.15 | 02.03.2018 04:10:00 | 1.28316 | \$ -3150.67 |
| 2135 | Buy | 05.03.2018 00:05:00 | 1.28737 | 0.15 | 05.03.2018 00:31:00 | 1.28803 | \$ 605.45 |
| 663 | Buy | 05.03.2018 00:00:00 | 0.89286 | 0.19 | 05.03.2018 00:46:00 | 0.89372 | \$ 1989.52 |
| 2136 | Buy | 05.03.2018 01:00:00 | 1.28775 | 0.15 | 05.03.2018 01:20:00 | 1.28923 | \$ 1587.85 |
| 2866 | Buy | 05.03.2018 01:30:00 | 129.856 | 2.76 | 05.03.2018 02:57:00 | 130.129 | \$ 71763.92 |
| 2867 | Buy | 05.03.2018 01:35:00 | 129.823 | 2.74 | 05.03.2018 02:57:00 | 130.129 | \$ 80287.01 |
| 2476 | Buy | 05.03.2018 01:30:00 | 1.37819 | 2.19 | 05.03.2018 03:57:00 | 1.37958 | \$ 32077.21 |
| 2055 | Buy | 05.03.2018 01:30:00 | 1.23071 | 0.97 | 05.03.2018 04:02:00 | 1.23278 | \$ 21158.24 |
| 2137 | Buy | 06.03.2018 00:00:00 | 1.29652 | 0.15 | 06.03.2018 02:05:00 | 1.29837 | \$ 2031.13 |
| 2870 | Buy | 07.03.2018 00:40:00 | 131.148 | 2.69 | 07.03.2018 02:08:00 | 131.172 | \$ 2928.33 |
| 2871 | Buy | 07.03.2018 01:05:00 | 131.105 | 2.66 | 07.03.2018 02:08:00 | 131.157 | \$ 10344.39 |
| 2140 | Sell | 07.03.2018 01:40:00 | 1.29455 | 0.15 | 07.03.2018 02:11:00 | 1.29401 | \$ 462.03 |
| 2141 | Sell | 07.03.2018 01:45:00 | 1.295 | 0.15 | 07.03.2018 02:11:00 | 1.29407 | \$ 929.53 |
| 2869 | Buy | 07.03.2018 00:35:00 | 131.277 | 2.73 | 07.03.2018 03:05:00 | 131.318 | \$ 7609.06 |
| 2868 | Buy | 07.03.2018 00:30:00 | 131.552 | 2.76 | 07.03.2018 03:05:00 | 131.326 | \$ -66006.78 |
| 2139 | Sell | 07.03.2018 01:25:00 | 1.29208 | 0.15 | 07.03.2018 03:45:00 | 1.29232 | \$ -472.94 |
| 2138 | Sell | 07.03.2018 01:00:00 | 1.29187 | 0.15 | 07.03.2018 03:45:00 | 1.29223 | \$ -616.79 |
| 2178 | Buy | 07.03.2018 01:40:00 | 0.7785 | 0.15 | 07.03.2018 05:00:00 | 0.78077 | \$ 3402.99 |
| 2177 | Buy | 07.03.2018 01:15:00 | 0.77942 | 0.15 | 07.03.2018 05:00:00 | 0.7807 | \$ 1838.07 |
| 2176 | Buy | 07.03.2018 01:05:00 | 0.77952 | 0.15 | 07.03.2018 05:00:00 | 0.78064 | \$ 1585.16 |
| 2175 | Buy | 07.03.2018 01:00:00 | 0.78082 | 0.15 | 07.03.2018 05:00:00 | 0.78078 | \$ -248.49 |
| 2873 | Sell | 07.03.2018 22:40:00 | 131.734 | 2.72 | 08.03.2018 00:25:00 | 131.577 | \$ 37301.02 |
| 2872 | Sell | 07.03.2018 22:30:00 | 131.702 | 2.75 | 08.03.2018 00:25:00 | 131.582 | \$ 27538.61 |
| 2145 | Buy | 07.03.2018 22:40:00 | 1.28998 | 0.15 | 08.03.2018 02:40:00 | 1.29123 | \$ 1185.79 |
| 2144 | Buy | 07.03.2018 22:15:00 | 1.29137 | 0.15 | 08.03.2018 02:40:00 | 1.29121 | \$ -503.46 |
| 2143 | Buy | 07.03.2018 22:10:00 | 1.29204 | 0.15 | 08.03.2018 02:40:00 | 1.29125 | \$ -1258.23 |
| 2142 | Buy | 07.03.2018 22:00:00 | 1.29273 | 0.15 | 08.03.2018 02:40:00 | 1.29135 | \$ -1965.08 |
| 2149 | Buy | 08.03.2018 23:10:00 | 1.289 | 0.15 | 09.03.2018 00:00:00 | 1.28918 | \$ -11.78 |
| 2874 | Sell | 08.03.2018 23:00:00 | 130.836 | 2.78 | 09.03.2018 00:27:00 | 130.803 | \$ 4916.71 |
| 2875 | Sell | 08.03.2018 23:10:00 | 130.844 | 2.76 | 09.03.2018 00:27:00 | 130.816 | \$ 3500.95 |
| 2876 | Sell | 08.03.2018 23:15:00 | 130.862 | 2.74 | 09.03.2018 00:27:00 | 130.818 | \$ 7859.42 |
| 2477 | Sell | 08.03.2018 23:00:00 | 1.38144 | 2.2 | 09.03.2018 01:30:00 | 1.38069 | \$ 16664.59 |
| 2148 | Buy | 08.03.2018 23:05:00 | 1.28935 | 0.15 | 09.03.2018 02:05:00 | 1.29026 | \$ 862.79 |
| 2147 | Buy | 08.03.2018 22:05:00 | 1.28951 | 0.15 | 09.03.2018 02:05:00 | 1.29017 | \$ 563.28 |
| 2146 | Buy | 08.03.2018 22:00:00 | 1.2911 | 0.15 | 09.03.2018 02:05:00 | 1.29021 | \$ -1293.7 |
| 2880 | Sell | 09.03.2018 01:45:00 | 130.957 | 2.71 | 09.03.2018 04:45:00 | 131.269 | \$ -88101.29 |
| 2879 | Sell | 09.03.2018 01:20:00 | 130.951 | 2.73 | 09.03.2018 04:45:00 | 131.257 | \$ -87112.8 |
| 2878 | Sell | 09.03.2018 00:50:00 | 130.893 | 2.76 | 09.03.2018 04:45:00 | 131.258 | \$ -104352.67 |
| 2877 | Sell | 09.03.2018 00:45:00 | 130.836 | 2.79 | 09.03.2018 04:45:00 | 131.268 | \$ -124178.13 |
| 1697 | Buy | 13.03.2018 22:50:00 | 106.456 | 0.37 | 14.03.2018 00:19:00 | 106.489 | \$ 699.28 |
| 2881 | Buy | 13.03.2018 22:30:00 | 131.956 | 2.66 | 14.03.2018 00:19:00 | 131.966 | \$ -2055.04 |

| | | | | | | | |
|------|------|---------------------|---------|------|---------------------|---------|--------------|
| 2882 | Buy | 13.03.2018 22:45:00 | 131.935 | 2.64 | 14.03.2018 00:19:00 | 131.982 | \$ 7728.81 |
| 2883 | Buy | 13.03.2018 22:50:00 | 131.89 | 2.61 | 14.03.2018 00:19:00 | 131.972 | \$ 16777.5 |
| 2480 | Buy | 13.03.2018 23:00:00 | 1.39575 | 2.17 | 14.03.2018 02:00:00 | 1.39696 | \$ 26742.27 |
| 2479 | Buy | 13.03.2018 22:55:00 | 1.39613 | 2.19 | 14.03.2018 02:00:00 | 1.39692 | \$ 17296.35 |
| 2478 | Buy | 13.03.2018 22:45:00 | 1.39627 | 2.2 | 14.03.2018 02:00:00 | 1.39699 | \$ 15752.55 |
| 2150 | Buy | 14.03.2018 00:30:00 | 1.29436 | 0.15 | 14.03.2018 02:25:00 | 1.29616 | \$ 1971.23 |
| 1696 | Buy | 13.03.2018 22:30:00 | 106.488 | 0.38 | 14.03.2018 03:00:00 | 106.524 | \$ 832.18 |
| 2180 | Buy | 13.03.2018 22:40:00 | 0.78478 | 0.15 | 14.03.2018 03:00:00 | 0.78587 | \$ 1504.39 |
| 2179 | Buy | 13.03.2018 22:30:00 | 0.78532 | 0.15 | 14.03.2018 03:00:00 | 0.78599 | \$ 840.48 |
| 2885 | Buy | 14.03.2018 01:10:00 | 131.889 | 2.64 | 14.03.2018 03:00:00 | 132.022 | \$ 31630.13 |
| 2884 | Buy | 14.03.2018 01:00:00 | 131.92 | 2.66 | 14.03.2018 03:00:00 | 132.025 | \$ 24420.95 |
| 2056 | Buy | 13.03.2018 23:00:00 | 1.23847 | 0.96 | 14.03.2018 03:15:00 | 1.23944 | \$ 9248.07 |
| 2886 | Sell | 14.03.2018 21:25:00 | 131.605 | 2.68 | 14.03.2018 23:40:00 | 131.514 | \$ 20860.93 |
| 2482 | Sell | 14.03.2018 21:35:00 | 1.39759 | 2.2 | 15.03.2018 00:00:00 | 1.39613 | \$ 31671.23 |
| 2481 | Sell | 14.03.2018 21:25:00 | 1.39731 | 2.22 | 15.03.2018 00:00:00 | 1.39606 | \$ 27044.32 |
| 1700 | Sell | 15.03.2018 23:40:00 | 106.372 | 0.37 | 16.03.2018 02:00:00 | 106.299 | \$ 2090.48 |
| 1699 | Sell | 15.03.2018 23:30:00 | 106.345 | 0.37 | 16.03.2018 02:00:00 | 106.298 | \$ 1128.48 |
| 1698 | Sell | 15.03.2018 22:00:00 | 106.244 | 0.38 | 16.03.2018 02:00:00 | 106.283 | \$ -2109.02 |
| 2889 | Sell | 16.03.2018 00:05:00 | 130.882 | 2.66 | 16.03.2018 03:05:00 | 130.762 | \$ 28438.25 |
| 2888 | Sell | 15.03.2018 23:40:00 | 130.865 | 2.68 | 16.03.2018 03:05:00 | 130.764 | \$ 22963.31 |
| 2887 | Sell | 15.03.2018 23:30:00 | 130.823 | 2.71 | 16.03.2018 03:05:00 | 130.77 | \$ 10213.2 |
| 2152 | Buy | 16.03.2018 00:45:00 | 1.30474 | 0.15 | 16.03.2018 03:15:00 | 1.30601 | \$ 1336.26 |
| 2151 | Buy | 16.03.2018 00:30:00 | 1.30483 | 0.15 | 16.03.2018 03:15:00 | 1.30609 | \$ 1324.28 |
| 2182 | Sell | 19.03.2018 22:20:00 | 0.77252 | 0.16 | 20.03.2018 00:40:00 | 0.77076 | \$ 2740.41 |
| 2181 | Sell | 19.03.2018 22:00:00 | 0.77227 | 0.16 | 20.03.2018 00:40:00 | 0.77073 | \$ 2369.35 |
| 2893 | Buy | 20.03.2018 00:45:00 | 130.775 | 2.66 | 20.03.2018 01:45:00 | 130.847 | \$ 15673.23 |
| 2892 | Buy | 20.03.2018 00:40:00 | 130.797 | 2.68 | 20.03.2018 01:45:00 | 130.861 | \$ 13646.56 |
| 2891 | Buy | 20.03.2018 00:35:00 | 130.821 | 2.7 | 20.03.2018 01:45:00 | 130.857 | \$ 6188.16 |
| 2890 | Buy | 20.03.2018 00:30:00 | 130.833 | 2.72 | 20.03.2018 01:45:00 | 130.86 | \$ 3785.67 |
| 2057 | Buy | 20.03.2018 00:00:00 | 1.23352 | 0.97 | 20.03.2018 02:05:00 | 1.2339 | \$ 3884.12 |
| 2486 | Buy | 19.03.2018 23:10:00 | 1.40296 | 2.18 | 20.03.2018 02:25:00 | 1.4027 | \$ -6902.96 |
| 2485 | Buy | 19.03.2018 23:00:00 | 1.403 | 2.2 | 20.03.2018 02:25:00 | 1.40274 | \$ -6966.3 |
| 2484 | Buy | 19.03.2018 22:55:00 | 1.40309 | 2.22 | 20.03.2018 02:25:00 | 1.40262 | \$ -11942.2 |
| 2483 | Buy | 19.03.2018 22:35:00 | 1.40338 | 2.23 | 20.03.2018 02:25:00 | 1.40269 | \$ -17165.7 |
| 2894 | Buy | 20.03.2018 02:30:00 | 130.762 | 2.73 | 20.03.2018 03:35:00 | 130.904 | \$ 35196.03 |
| 2155 | Sell | 20.03.2018 01:15:00 | 1.30838 | 0.15 | 20.03.2018 03:45:00 | 1.30764 | \$ 701.77 |
| 2154 | Sell | 20.03.2018 01:10:00 | 1.30831 | 0.15 | 20.03.2018 03:45:00 | 1.30749 | \$ 797.67 |
| 2153 | Sell | 20.03.2018 01:00:00 | 1.30823 | 0.15 | 20.03.2018 03:45:00 | 1.30756 | \$ 617.87 |
| 665 | Sell | 19.03.2018 21:35:00 | 0.87947 | 0.19 | 20.03.2018 04:00:00 | 0.87935 | \$ 47.55 |
| 664 | Sell | 19.03.2018 21:25:00 | 0.87934 | 0.19 | 20.03.2018 04:00:00 | 0.87941 | \$ -444.33 |
| 2896 | Sell | 21.03.2018 21:35:00 | 131.021 | 2.71 | 21.03.2018 21:46:00 | 130.996 | \$ 3224.01 |
| 1702 | Sell | 21.03.2018 21:35:00 | 106.567 | 0.37 | 21.03.2018 22:00:00 | 106.107 | \$ 16563.03 |
| 1701 | Sell | 21.03.2018 21:30:00 | 106.412 | 0.38 | 21.03.2018 22:00:00 | 106.104 | \$ 11234.68 |
| 2897 | Sell | 21.03.2018 21:50:00 | 130.915 | 2.72 | 21.03.2018 22:55:00 | 130.686 | \$ 58726.98 |
| 2895 | Sell | 21.03.2018 21:30:00 | 130.896 | 2.74 | 21.03.2018 22:55:00 | 130.694 | \$ 51761.37 |
| 2159 | Sell | 22.03.2018 23:40:00 | 1.29419 | 0.15 | 23.03.2018 00:41:00 | 1.29376 | \$ 285.61 |
| 2158 | Sell | 22.03.2018 23:35:00 | 1.2934 | 0.15 | 23.03.2018 02:40:00 | 1.29286 | \$ 417.46 |
| 2157 | Sell | 22.03.2018 23:30:00 | 1.29335 | 0.15 | 23.03.2018 02:40:00 | 1.29277 | \$ 465.41 |
| 2156 | Sell | 22.03.2018 22:30:00 | 1.29264 | 0.16 | 23.03.2018 02:40:00 | 1.29275 | \$ -385.79 |
| 1443 | Buy | 23.03.2018 02:20:00 | 0.94614 | 0.86 | 23.03.2018 10:35:00 | 0.94601 | \$ -1296.3 |
| 1442 | Buy | 23.03.2018 02:15:00 | 0.94696 | 0.87 | 23.03.2018 10:35:00 | 0.9459 | \$ -10630.51 |
| 1441 | Buy | 23.03.2018 02:00:00 | 0.94737 | 0.87 | 23.03.2018 10:35:00 | 0.94597 | \$ -14037.51 |
| 2060 | Sell | 23.03.2018 02:20:00 | 1.23263 | 0.97 | 23.03.2018 10:40:00 | 1.23223 | \$ 4090.41 |
| 2059 | Sell | 23.03.2018 02:15:00 | 1.23237 | 0.97 | 23.03.2018 10:40:00 | 1.23223 | \$ 1431.64 |
| 2058 | Sell | 23.03.2018 02:00:00 | 1.23206 | 0.98 | 23.03.2018 10:40:00 | 1.23213 | \$ -723.2 |
| 2898 | Buy | 26.03.2018 00:00:00 | 129.283 | 2.81 | 26.03.2018 00:47:00 | 129.343 | \$ 13227.15 |
| 2487 | Buy | 26.03.2018 00:00:00 | 1.41333 | 2.22 | 26.03.2018 00:55:00 | 1.41479 | \$ 34154.15 |
| 2183 | Buy | 26.03.2018 00:00:00 | 0.7703 | 0.16 | 26.03.2018 01:05:00 | 0.77051 | \$ 156.48 |
| 2160 | Sell | 26.03.2018 00:01:00 | 1.28843 | 0.16 | 26.03.2018 01:20:00 | 1.28775 | \$ 671.85 |
| 2899 | Buy | 26.03.2018 00:55:00 | 129.314 | 2.81 | 26.03.2018 01:20:00 | 129.577 | \$ 70269.19 |

| | | | | | | | |
|------|------|---------------------|---------|------|---------------------|---------|--------------|
| 2061 | Buy | 27.03.2018 00:00:00 | 1.24433 | 0.97 | 27.03.2018 01:50:00 | 1.24496 | \$ 6439.47 |
| 2161 | Buy | 26.03.2018 21:40:00 | 1.28719 | 0.16 | 27.03.2018 07:40:00 | 1.28342 | \$ -5060.34 |
| 2162 | Buy | 26.03.2018 21:50:00 | 1.28695 | 0.16 | 27.03.2018 07:50:00 | 1.28328 | \$ -4932.55 |
| 2163 | Buy | 26.03.2018 21:55:00 | 1.28669 | 0.15 | 27.03.2018 07:55:00 | 1.28307 | \$ -4564.37 |
| 2164 | Buy | 26.03.2018 22:10:00 | 1.28629 | 0.15 | 27.03.2018 08:10:00 | 1.28315 | \$ -3989.3 |
| 1706 | Buy | 27.03.2018 22:15:00 | 105.472 | 0.38 | 28.03.2018 02:40:00 | 105.419 | \$ -2549.82 |
| 1705 | Buy | 27.03.2018 22:10:00 | 105.507 | 0.38 | 28.03.2018 02:40:00 | 105.424 | \$ -3689.82 |
| 1704 | Buy | 27.03.2018 22:05:00 | 105.517 | 0.38 | 28.03.2018 02:40:00 | 105.416 | \$ -4373.82 |
| 1703 | Buy | 27.03.2018 22:00:00 | 105.538 | 0.39 | 28.03.2018 02:40:00 | 105.429 | \$ -4800.93 |
| 2488 | Sell | 28.03.2018 02:30:00 | 1.41766 | 2.23 | 28.03.2018 09:20:00 | 1.41814 | \$ -11284.48 |
| 1707 | Buy | 29.03.2018 00:30:00 | 106.796 | 0.38 | 29.03.2018 02:35:00 | 106.882 | \$ 2798.68 |
| 2901 | Sell | 29.03.2018 21:35:00 | 130.995 | 2.77 | 30.03.2018 00:09:00 | 130.968 | \$ 3232.73 |
| 2902 | Sell | 29.03.2018 21:40:00 | 131.05 | 2.74 | 30.03.2018 00:09:00 | 130.971 | \$ 17444.13 |
| 2903 | Sell | 29.03.2018 21:45:00 | 131.107 | 2.71 | 30.03.2018 00:09:00 | 130.964 | \$ 34595.75 |
| 2900 | Sell | 29.03.2018 21:30:00 | 130.96 | 2.79 | 30.03.2018 02:25:00 | 130.914 | \$ 8557.96 |
| 2489 | Buy | 02.04.2018 00:03:00 | 1.40229 | 2.23 | 02.04.2018 02:55:00 | 1.40358 | \$ 30313.23 |
| 1708 | Sell | 02.04.2018 01:30:00 | 106.385 | 0.38 | 02.04.2018 03:25:00 | 106.245 | \$ 4850.68 |
| 2165 | Sell | 02.04.2018 21:30:00 | 1.29436 | 0.15 | 02.04.2018 22:50:00 | 1.29306 | \$ 1373.04 |
| 2905 | Sell | 02.04.2018 23:20:00 | 130.337 | 2.8 | 03.04.2018 00:30:00 | 130.241 | \$ 22606.3 |
| 2904 | Sell | 02.04.2018 23:00:00 | 130.315 | 2.82 | 03.04.2018 00:30:00 | 130.233 | \$ 18820.23 |
| 2166 | Buy | 02.04.2018 23:00:00 | 1.29098 | 0.15 | 03.04.2018 01:30:00 | 1.29155 | \$ 455.46 |
| 2167 | Sell | 03.04.2018 21:35:00 | 1.28165 | 0.15 | 03.04.2018 22:32:00 | 1.28078 | \$ 857.61 |
| 1709 | Buy | 04.04.2018 02:00:00 | 106.504 | 0.38 | 04.04.2018 04:35:00 | 106.574 | \$ 2190.68 |
| 2171 | Buy | 04.04.2018 22:30:00 | 1.27712 | 0.15 | 05.04.2018 00:25:00 | 1.27755 | \$ 203.39 |
| 2170 | Buy | 04.04.2018 21:45:00 | 1.27838 | 0.15 | 05.04.2018 00:25:00 | 1.27752 | \$ -1342.09 |
| 2169 | Buy | 04.04.2018 21:35:00 | 1.27863 | 0.15 | 05.04.2018 00:25:00 | 1.27757 | \$ -1581.7 |
| 2168 | Buy | 04.04.2018 21:30:00 | 1.2788 | 0.15 | 05.04.2018 00:25:00 | 1.2774 | \$ -1989.04 |
| 2062 | Buy | 04.04.2018 21:30:00 | 1.22753 | 0.97 | 05.04.2018 01:10:00 | 1.22848 | \$ 7999.33 |
| 1710 | Sell | 04.04.2018 21:30:00 | 106.736 | 0.38 | 05.04.2018 07:35:00 | 106.927 | \$ -8200.42 |
| 1711 | Sell | 04.04.2018 21:45:00 | 106.751 | 0.38 | 05.04.2018 07:45:00 | 106.953 | \$ -8618.42 |
| 2174 | Buy | 05.04.2018 22:00:00 | 1.27561 | 0.15 | 06.04.2018 01:50:00 | 1.27547 | \$ -395.16 |
| 2173 | Buy | 05.04.2018 21:35:00 | 1.2758 | 0.15 | 06.04.2018 01:50:00 | 1.27545 | \$ -646.75 |
| 2172 | Buy | 05.04.2018 21:30:00 | 1.27626 | 0.15 | 06.04.2018 01:50:00 | 1.27536 | \$ -1305.67 |
| 2907 | Buy | 06.04.2018 02:05:00 | 131.14 | 2.79 | 06.04.2018 03:40:00 | 131.287 | \$ 37354.31 |
| 2906 | Buy | 06.04.2018 02:00:00 | 131.206 | 2.82 | 06.04.2018 03:40:00 | 131.273 | \$ 15193.96 |
| 1714 | Buy | 06.04.2018 02:15:00 | 107.083 | 0.37 | 06.04.2018 03:55:00 | 107.182 | \$ 3206.03 |
| 1713 | Buy | 06.04.2018 02:05:00 | 107.122 | 0.37 | 06.04.2018 03:55:00 | 107.177 | \$ 1578.03 |
| 1712 | Buy | 06.04.2018 02:00:00 | 107.152 | 0.38 | 06.04.2018 03:55:00 | 107.174 | \$ 366.68 |
| 2490 | Sell | 05.04.2018 22:00:00 | 1.40009 | 2.24 | 06.04.2018 06:05:00 | 1.40121 | \$ -27192.01 |
| 2175 | Sell | 06.04.2018 02:00:00 | 1.27686 | 0.15 | 06.04.2018 06:19:00 | 1.27634 | \$ 438.06 |
| 2176 | Sell | 06.04.2018 02:05:00 | 1.27772 | 0.15 | 06.04.2018 06:19:00 | 1.27648 | \$ 1301.13 |
| 2491 | Buy | 09.04.2018 00:00:00 | 1.40879 | 2.23 | 09.04.2018 01:45:00 | 1.40893 | \$ 3289.81 |
| 1715 | Sell | 09.04.2018 01:30:00 | 107.03 | 0.38 | 09.04.2018 02:05:00 | 106.816 | \$ 7662.68 |
| 2063 | Buy | 09.04.2018 02:30:00 | 1.22678 | 0.97 | 09.04.2018 04:00:00 | 1.22745 | \$ 6848.32 |
| 2177 | Sell | 09.04.2018 22:30:00 | 1.2715 | 0.15 | 09.04.2018 23:55:00 | 1.27003 | \$ 1576.82 |
| 2911 | Buy | 09.04.2018 22:05:00 | 131.55 | 2.75 | 10.04.2018 00:15:00 | 131.557 | \$ -2938.51 |
| 2910 | Buy | 09.04.2018 21:45:00 | 131.577 | 2.77 | 10.04.2018 00:15:00 | 131.566 | \$ -7946.44 |
| 2909 | Buy | 09.04.2018 21:30:00 | 131.614 | 2.8 | 10.04.2018 00:15:00 | 131.567 | \$ -18113.68 |
| 2908 | Buy | 09.04.2018 21:25:00 | 131.638 | 2.82 | 10.04.2018 00:15:00 | 131.556 | \$ -28113.4 |
| 1719 | Buy | 09.04.2018 22:20:00 | 106.706 | 0.37 | 10.04.2018 01:00:00 | 106.786 | \$ 2438.28 |
| 1718 | Buy | 09.04.2018 22:10:00 | 106.746 | 0.38 | 10.04.2018 01:00:00 | 106.782 | \$ 832.18 |
| 1717 | Buy | 09.04.2018 22:05:00 | 106.773 | 0.38 | 10.04.2018 01:00:00 | 106.78 | \$ -269.82 |
| 1716 | Buy | 09.04.2018 22:00:00 | 106.782 | 0.38 | 10.04.2018 01:00:00 | 106.776 | \$ -763.82 |
| 2180 | Sell | 10.04.2018 23:15:00 | 1.26097 | 0.15 | 11.04.2018 02:35:00 | 1.25926 | \$ 1819.93 |
| 2179 | Sell | 10.04.2018 23:05:00 | 1.26081 | 0.15 | 11.04.2018 02:35:00 | 1.2591 | \$ 1819.94 |
| 2178 | Sell | 10.04.2018 23:00:00 | 1.26066 | 0.15 | 11.04.2018 02:35:00 | 1.25927 | \$ 1436.36 |
| 2492 | Buy | 11.04.2018 21:30:00 | 1.41683 | 2.23 | 11.04.2018 23:20:00 | 1.41785 | \$ 23968.6 |
| 2064 | Buy | 11.04.2018 21:30:00 | 1.23574 | 0.97 | 11.04.2018 23:25:00 | 1.23675 | \$ 10323.59 |
| 2912 | Buy | 16.04.2018 00:02:00 | 132.504 | 2.79 | 16.04.2018 00:15:00 | 132.525 | \$ 2162.25 |
| 2183 | Buy | 16.04.2018 01:00:00 | 1.25932 | 0.15 | 16.04.2018 03:20:00 | 1.26072 | \$ 1492.01 |

| | | | | | | | |
|------|------|---------------------|---------|------|---------------------|---------|--------------|
| 2182 | Buy | 16.04.2018 00:35:00 | 1.25947 | 0.15 | 16.04.2018 03:20:00 | 1.26068 | \$ 1264.38 |
| 2181 | Buy | 16.04.2018 00:30:00 | 1.25955 | 0.15 | 16.04.2018 03:20:00 | 1.26057 | \$ 1036.75 |
| 2913 | Sell | 17.04.2018 23:30:00 | 132.43 | 2.79 | 18.04.2018 00:10:00 | 132.351 | \$ 17723.81 |
| 2065 | Sell | 17.04.2018 21:25:00 | 1.23699 | 0.97 | 18.04.2018 04:05:00 | 1.23663 | \$ 3601.65 |
| 2184 | Buy | 18.04.2018 23:00:00 | 1.26226 | 0.15 | 19.04.2018 03:05:00 | 1.26305 | \$ 634.69 |
| 668 | Sell | 19.04.2018 21:45:00 | 0.87653 | 0.19 | 19.04.2018 23:05:00 | 0.87606 | \$ 982.12 |
| 667 | Sell | 19.04.2018 21:35:00 | 0.87641 | 0.19 | 19.04.2018 23:05:00 | 0.87615 | \$ 438.45 |
| 666 | Sell | 19.04.2018 21:25:00 | 0.87619 | 0.19 | 19.04.2018 23:05:00 | 0.8762 | \$ -260.54 |
| 2495 | Buy | 19.04.2018 21:45:00 | 1.40801 | 2.2 | 19.04.2018 23:33:00 | 1.40864 | \$ 14604.97 |
| 2496 | Buy | 19.04.2018 21:50:00 | 1.4077 | 2.18 | 19.04.2018 23:33:00 | 1.40867 | \$ 22282.59 |
| 2186 | Sell | 19.04.2018 21:40:00 | 1.26723 | 0.15 | 19.04.2018 23:50:00 | 1.26692 | \$ 186.33 |
| 2187 | Sell | 19.04.2018 21:50:00 | 1.26738 | 0.15 | 19.04.2018 23:50:00 | 1.26701 | \$ 258.26 |
| 2185 | Sell | 19.04.2018 21:35:00 | 1.26689 | 0.15 | 20.04.2018 05:10:00 | 1.26568 | \$ 1220.59 |
| 2493 | Buy | 19.04.2018 21:25:00 | 1.40911 | 2.24 | 20.04.2018 07:25:00 | 1.408 | \$ -27156.36 |
| 2494 | Buy | 19.04.2018 21:35:00 | 1.40851 | 2.22 | 20.04.2018 07:35:00 | 1.40809 | \$ -10772.55 |
| 2914 | Sell | 23.04.2018 00:30:00 | 132.399 | 2.79 | 23.04.2018 03:40:00 | 132.245 | \$ 39272.24 |
| 2188 | Buy | 24.04.2018 01:00:00 | 1.28431 | 0.15 | 24.04.2018 02:35:00 | 1.28457 | \$ 126.23 |
| 1720 | Buy | 24.04.2018 21:30:00 | 108.563 | 0.37 | 25.04.2018 01:05:00 | 108.832 | \$ 9431.28 |
| 2916 | Buy | 24.04.2018 21:30:00 | 132.869 | 2.77 | 25.04.2018 01:10:00 | 133.154 | \$ 74009.58 |
| 2915 | Buy | 24.04.2018 21:25:00 | 132.942 | 2.79 | 25.04.2018 01:10:00 | 133.149 | \$ 52779.94 |
| 2192 | Buy | 25.04.2018 22:35:00 | 1.28352 | 0.15 | 26.04.2018 02:06:00 | 1.28367 | \$ -132.07 |
| 2191 | Buy | 25.04.2018 22:10:00 | 1.28414 | 0.15 | 26.04.2018 05:50:00 | 1.28388 | \$ -623.27 |
| 2190 | Buy | 25.04.2018 22:05:00 | 1.28463 | 0.15 | 26.04.2018 05:50:00 | 1.28398 | \$ -1090.5 |
| 2189 | Buy | 25.04.2018 22:00:00 | 1.28486 | 0.15 | 26.04.2018 05:50:00 | 1.28395 | \$ -1401.99 |
| 2497 | Buy | 26.04.2018 21:25:00 | 1.39216 | 2.24 | 27.04.2018 04:50:00 | 1.39212 | \$ -1900.08 |
| 2193 | Sell | 30.04.2018 22:00:00 | 1.28438 | 0.15 | 30.04.2018 23:05:00 | 1.28347 | \$ 905.55 |
| 2196 | Buy | 02.05.2018 00:05:00 | 1.2847 | 0.15 | 02.05.2018 03:05:00 | 1.28494 | \$ 102.27 |
| 2195 | Buy | 01.05.2018 23:35:00 | 1.28488 | 0.15 | 02.05.2018 03:05:00 | 1.28485 | \$ -263.37 |
| 2194 | Buy | 01.05.2018 23:30:00 | 1.285 | 0.15 | 02.05.2018 03:05:00 | 1.28486 | \$ -395.16 |
| 2917 | Sell | 01.05.2018 23:00:00 | 131.81 | 2.85 | 02.05.2018 03:05:00 | 131.734 | \$ 17267.55 |
| 2066 | Sell | 02.05.2018 21:30:00 | 1.20125 | 0.97 | 02.05.2018 21:36:00 | 1.20066 | \$ 6033.36 |
| 1444 | Buy | 02.05.2018 21:30:00 | 0.99469 | 0.83 | 02.05.2018 21:41:00 | 0.99485 | \$ 1521.28 |
| 2918 | Sell | 02.05.2018 21:30:00 | 131.747 | 2.86 | 02.05.2018 22:30:00 | 131.347 | \$ 110632.18 |
| 1721 | Buy | 02.05.2018 21:30:00 | 109.633 | 0.37 | 02.05.2018 22:45:00 | 109.855 | \$ 7757.03 |
| 670 | Sell | 02.05.2018 21:40:00 | 0.881 | 0.19 | 02.05.2018 23:00:00 | 0.88013 | \$ 2017.67 |
| 669 | Sell | 02.05.2018 21:30:00 | 0.88088 | 0.19 | 02.05.2018 23:00:00 | 0.88017 | \$ 1603.45 |
| 2185 | Buy | 02.05.2018 23:05:00 | 0.74864 | 0.16 | 03.05.2018 03:25:00 | 0.74931 | \$ 825.35 |
| 2184 | Buy | 02.05.2018 23:00:00 | 0.74905 | 0.16 | 03.05.2018 03:25:00 | 0.7492 | \$ -51.42 |
| 2501 | Buy | 02.05.2018 22:50:00 | 1.3562 | 2.17 | 03.05.2018 03:30:00 | 1.35801 | \$ 38610.0 |
| 2500 | Buy | 02.05.2018 22:40:00 | 1.35669 | 2.2 | 03.05.2018 03:30:00 | 1.35812 | \$ 30334.44 |
| 2499 | Buy | 02.05.2018 22:35:00 | 1.35716 | 2.22 | 03.05.2018 03:30:00 | 1.35796 | \$ 15872.45 |
| 2498 | Buy | 02.05.2018 22:30:00 | 1.35775 | 2.24 | 03.05.2018 03:30:00 | 1.35794 | \$ 1617.01 |
| 2200 | Sell | 02.05.2018 22:55:00 | 1.28801 | 0.15 | 03.05.2018 03:35:00 | 1.28745 | \$ 352.31 |
| 2199 | Sell | 02.05.2018 22:40:00 | 1.2875 | 0.15 | 03.05.2018 03:35:00 | 1.2873 | \$ -79.22 |
| 2198 | Sell | 02.05.2018 22:35:00 | 1.28702 | 0.15 | 03.05.2018 03:35:00 | 1.28733 | \$ -690.55 |
| 2197 | Sell | 02.05.2018 22:30:00 | 1.28658 | 0.15 | 03.05.2018 03:35:00 | 1.28729 | \$ -1170.04 |
| 2921 | Sell | 03.05.2018 21:40:00 | 131.099 | 2.85 | 04.05.2018 02:00:00 | 130.835 | \$ 70868.3 |
| 2920 | Sell | 03.05.2018 21:35:00 | 131.036 | 2.88 | 04.05.2018 02:00:00 | 130.845 | \$ 50591.58 |
| 2919 | Sell | 03.05.2018 21:30:00 | 131.012 | 2.9 | 04.05.2018 02:00:00 | 130.831 | \$ 48043.92 |
| 2201 | Buy | 08.05.2018 23:10:00 | 1.29495 | 0.15 | 09.05.2018 01:10:00 | 1.29517 | \$ 36.14 |
| 2922 | Buy | 09.05.2018 23:30:00 | 129.983 | 2.97 | 10.05.2018 01:10:00 | 130.082 | \$ 21506.27 |
| 2203 | Sell | 09.05.2018 23:10:00 | 1.28577 | 0.15 | 10.05.2018 02:10:00 | 1.285 | \$ 604.03 |
| 2202 | Sell | 09.05.2018 23:00:00 | 1.28553 | 0.15 | 10.05.2018 02:10:00 | 1.2849 | \$ 436.21 |
| 2503 | Sell | 10.05.2018 21:45:00 | 1.35218 | 2.24 | 11.05.2018 00:05:00 | 1.35172 | \$ 10119.3 |
| 2502 | Sell | 10.05.2018 21:40:00 | 1.35204 | 2.26 | 11.05.2018 00:05:00 | 1.35184 | \$ 4014.99 |
| 672 | Buy | 11.05.2018 00:05:00 | 0.88092 | 0.19 | 11.05.2018 08:45:00 | 0.88114 | \$ 334.32 |
| 671 | Buy | 11.05.2018 00:00:00 | 0.88124 | 0.19 | 11.05.2018 08:45:00 | 0.88111 | \$ -570.87 |
| 2504 | Buy | 14.05.2018 21:25:00 | 1.35585 | 2.26 | 15.05.2018 01:10:00 | 1.35627 | \$ 9037.74 |
| 2924 | Buy | 15.05.2018 00:00:00 | 130.772 | 2.93 | 15.05.2018 01:55:00 | 130.878 | \$ 27226.18 |
| 2923 | Buy | 14.05.2018 21:25:00 | 130.914 | 2.96 | 15.05.2018 01:55:00 | 130.87 | \$ -18239.58 |

| | | | | | | | |
|------|------|---------------------|---------|------|---------------------|---------|---------------|
| 1446 | Sell | 14.05.2018 21:35:00 | 1.00015 | 0.82 | 15.05.2018 02:55:00 | 1.00024 | \$ -1323.01 |
| 1445 | Sell | 14.05.2018 21:25:00 | 1.0 | 0.83 | 15.05.2018 02:55:00 | 1.00005 | \$ -956.7 |
| 2069 | Buy | 15.05.2018 00:05:00 | 1.19235 | 0.97 | 15.05.2018 03:25:00 | 1.1932 | \$ 8688.17 |
| 2068 | Buy | 15.05.2018 00:00:00 | 1.19252 | 0.97 | 15.05.2018 03:25:00 | 1.19318 | \$ 6746.1 |
| 2067 | Buy | 14.05.2018 21:25:00 | 1.19377 | 0.98 | 15.05.2018 03:25:00 | 1.19322 | \$ -6255.92 |
| 2207 | Sell | 14.05.2018 23:00:00 | 1.28033 | 0.15 | 15.05.2018 03:30:00 | 1.27983 | \$ 369.52 |
| 2206 | Sell | 14.05.2018 22:00:00 | 1.27996 | 0.15 | 15.05.2018 03:30:00 | 1.27968 | \$ 105.8 |
| 2205 | Sell | 14.05.2018 21:50:00 | 1.27986 | 0.15 | 15.05.2018 03:30:00 | 1.27987 | \$ -241.82 |
| 2204 | Sell | 14.05.2018 21:25:00 | 1.27963 | 0.15 | 15.05.2018 03:30:00 | 1.27987 | \$ -517.52 |
| 2186 | Buy | 14.05.2018 21:25:00 | 0.75272 | 0.16 | 15.05.2018 03:40:00 | 0.75287 | \$ 19.73 |
| 2208 | Buy | 15.05.2018 21:35:00 | 1.28553 | 0.15 | 15.05.2018 22:18:00 | 1.28616 | \$ 569.51 |
| 2070 | Sell | 16.05.2018 21:25:00 | 1.18161 | 0.99 | 16.05.2018 22:00:00 | 1.1802 | \$ 14715.99 |
| 2928 | Sell | 16.05.2018 23:50:00 | 130.296 | 2.89 | 17.05.2018 00:55:00 | 130.249 | \$ 7883.66 |
| 2927 | Sell | 16.05.2018 23:20:00 | 130.286 | 2.91 | 17.05.2018 00:55:00 | 130.252 | \$ 4156.03 |
| 2926 | Sell | 16.05.2018 23:00:00 | 130.245 | 2.94 | 17.05.2018 00:55:00 | 130.24 | \$ -4325.97 |
| 2925 | Sell | 16.05.2018 21:25:00 | 130.137 | 2.98 | 17.05.2018 00:55:00 | 130.252 | \$ -40141.79 |
| 2508 | Sell | 17.05.2018 01:35:00 | 1.35172 | 2.21 | 17.05.2018 06:55:00 | 1.3556 | \$ -90398.11 |
| 2507 | Sell | 17.05.2018 01:10:00 | 1.35165 | 2.23 | 17.05.2018 06:55:00 | 1.35552 | \$ -90981.11 |
| 2506 | Sell | 17.05.2018 01:00:00 | 1.35128 | 2.25 | 17.05.2018 06:55:00 | 1.3555 | \$ -100099.14 |
| 2505 | Sell | 17.05.2018 00:30:00 | 1.35116 | 2.26 | 17.05.2018 06:55:00 | 1.35559 | \$ -105547.4 |
| 2930 | Sell | 21.05.2018 00:40:00 | 130.549 | 2.93 | 21.05.2018 02:25:00 | 130.417 | \$ 34851.06 |
| 2929 | Sell | 21.05.2018 00:30:00 | 130.514 | 2.96 | 21.05.2018 02:25:00 | 130.415 | \$ 25440.76 |
| 1722 | Sell | 21.05.2018 00:30:00 | 110.888 | 0.37 | 21.05.2018 05:00:00 | 110.952 | \$ -2824.97 |
| 2510 | Sell | 21.05.2018 23:35:00 | 1.34306 | 2.15 | 22.05.2018 03:05:00 | 1.34299 | \$ 872.99 |
| 2509 | Sell | 21.05.2018 23:30:00 | 1.34292 | 2.17 | 22.05.2018 03:05:00 | 1.34287 | \$ 423.58 |
| 2212 | Buy | 23.05.2018 22:10:00 | 1.28321 | 0.15 | 23.05.2018 23:20:00 | 1.28479 | \$ 1707.66 |
| 2211 | Buy | 23.05.2018 22:05:00 | 1.28344 | 0.15 | 23.05.2018 23:20:00 | 1.28477 | \$ 1408.15 |
| 2210 | Buy | 23.05.2018 21:50:00 | 1.28412 | 0.15 | 23.05.2018 23:20:00 | 1.28483 | \$ 665.35 |
| 2209 | Buy | 23.05.2018 21:30:00 | 1.28427 | 0.15 | 23.05.2018 23:20:00 | 1.28473 | \$ 365.85 |
| 2931 | Sell | 23.05.2018 22:50:00 | 128.926 | 3.01 | 23.05.2018 23:20:00 | 128.76 | \$ 46084.97 |
| 2512 | Sell | 23.05.2018 21:45:00 | 1.33573 | 2.15 | 24.05.2018 00:00:00 | 1.33448 | \$ 26191.58 |
| 2511 | Sell | 23.05.2018 21:30:00 | 1.3354 | 2.17 | 24.05.2018 00:00:00 | 1.33451 | \$ 18199.57 |
| 2932 | Sell | 24.05.2018 02:30:00 | 128.863 | 3.03 | 24.05.2018 03:05:00 | 128.59 | \$ 78814.66 |
| 2188 | Sell | 23.05.2018 21:45:00 | 0.7565 | 0.15 | 24.05.2018 03:10:00 | 0.75552 | \$ 1278.54 |
| 2187 | Sell | 23.05.2018 21:30:00 | 0.75604 | 0.15 | 24.05.2018 03:10:00 | 0.75554 | \$ 519.54 |
| 2513 | Sell | 24.05.2018 02:30:00 | 1.33768 | 2.18 | 24.05.2018 04:02:00 | 1.33632 | \$ 31255.81 |
| 2073 | Sell | 24.05.2018 02:30:00 | 1.17118 | 0.99 | 24.05.2018 04:40:00 | 1.16975 | \$ 14924.73 |
| 2072 | Sell | 23.05.2018 21:35:00 | 1.17065 | 1.0 | 24.05.2018 04:40:00 | 1.16967 | \$ 10084.89 |
| 2071 | Sell | 23.05.2018 21:30:00 | 1.17038 | 1.0 | 24.05.2018 04:40:00 | 1.1698 | \$ 5867.96 |
| 1447 | Buy | 24.05.2018 01:00:00 | 0.99426 | 0.82 | 24.05.2018 05:05:00 | 0.99465 | \$ 3675.22 |
| 2933 | Sell | 28.05.2018 00:30:00 | 128.249 | 3.06 | 28.05.2018 01:32:00 | 128.145 | \$ 27899.24 |
| 2934 | Sell | 28.05.2018 00:40:00 | 128.319 | 3.03 | 28.05.2018 01:32:00 | 128.14 | \$ 50348.81 |
| 2935 | Sell | 28.05.2018 00:45:00 | 128.345 | 3.0 | 28.05.2018 01:32:00 | 128.14 | \$ 57649.8 |
| 1723 | Sell | 28.05.2018 00:30:00 | 109.776 | 0.37 | 28.05.2018 01:33:00 | 109.729 | \$ 1282.03 |
| 1724 | Sell | 28.05.2018 00:45:00 | 109.792 | 0.37 | 28.05.2018 01:33:00 | 109.732 | \$ 1763.03 |
| 1725 | Sell | 28.05.2018 00:55:00 | 109.816 | 0.37 | 28.05.2018 01:33:00 | 109.721 | \$ 3058.03 |
| 1448 | Buy | 28.05.2018 00:00:00 | 0.99112 | 0.83 | 28.05.2018 01:45:00 | 0.99299 | \$ 17868.64 |
| 2077 | Sell | 28.05.2018 00:50:00 | 1.16904 | 0.99 | 28.05.2018 01:50:00 | 1.16881 | \$ 2400.48 |
| 2213 | Buy | 28.05.2018 00:30:00 | 1.29611 | 0.15 | 28.05.2018 02:35:00 | 1.29768 | \$ 1695.67 |
| 675 | Sell | 28.05.2018 00:45:00 | 0.87796 | 0.19 | 28.05.2018 07:05:00 | 0.87878 | \$ -2357.54 |
| 674 | Sell | 28.05.2018 00:35:00 | 0.87769 | 0.19 | 28.05.2018 07:05:00 | 0.87874 | \$ -2952.99 |
| 673 | Sell | 28.05.2018 00:30:00 | 0.87745 | 0.2 | 28.05.2018 07:05:00 | 0.87883 | \$ -4007.71 |
| 2078 | Sell | 28.05.2018 02:05:00 | 1.16899 | 0.99 | 28.05.2018 09:30:00 | 1.17135 | \$ -24631.03 |
| 2076 | Sell | 28.05.2018 00:40:00 | 1.16884 | 1.0 | 28.05.2018 09:30:00 | 1.17137 | \$ -26672.02 |
| 2075 | Sell | 28.05.2018 00:35:00 | 1.16839 | 1.01 | 28.05.2018 09:30:00 | 1.1714 | \$ -32049.64 |
| 2074 | Sell | 28.05.2018 00:30:00 | 1.16834 | 1.02 | 28.05.2018 09:30:00 | 1.17127 | \$ -31506.72 |
| 2938 | Sell | 29.05.2018 23:15:00 | 125.489 | 3.1 | 29.05.2018 23:55:00 | 125.403 | \$ 22769.5 |
| 1727 | Sell | 29.05.2018 23:15:00 | 108.726 | 0.37 | 30.05.2018 01:39:00 | 108.659 | \$ 1868.48 |
| 1728 | Sell | 30.05.2018 00:00:00 | 108.758 | 0.37 | 30.05.2018 01:39:00 | 108.652 | \$ 3465.03 |
| 2939 | Sell | 30.05.2018 00:00:00 | 125.489 | 3.1 | 30.05.2018 02:05:00 | 125.306 | \$ 52840.06 |

| | | | | | | | |
|------|------|---------------------|---------|------|---------------------|---------|--------------|
| 2937 | Sell | 29.05.2018 23:10:00 | 125.374 | 3.14 | 30.05.2018 02:05:00 | 125.314 | \$ 14202.69 |
| 2936 | Sell | 29.05.2018 23:00:00 | 125.354 | 3.17 | 30.05.2018 02:05:00 | 125.308 | \$ 9901.4 |
| 1726 | Sell | 29.05.2018 23:00:00 | 108.651 | 0.38 | 30.05.2018 02:20:00 | 108.492 | \$ 5414.98 |
| 2079 | Sell | 30.05.2018 01:30:00 | 1.15484 | 1.01 | 30.05.2018 02:30:00 | 1.15341 | \$ 15226.24 |
| 1450 | Buy | 29.05.2018 21:30:00 | 0.98566 | 0.84 | 30.05.2018 03:05:00 | 0.99103 | \$ 51934.95 |
| 1449 | Buy | 29.05.2018 21:25:00 | 0.98767 | 0.84 | 30.05.2018 03:05:00 | 0.99102 | \$ 32391.38 |
| 2216 | Sell | 30.05.2018 21:50:00 | 1.28858 | 0.15 | 30.05.2018 22:45:00 | 1.28751 | \$ 1097.34 |
| 2215 | Sell | 30.05.2018 21:40:00 | 1.28838 | 0.15 | 30.05.2018 22:45:00 | 1.28739 | \$ 1001.44 |
| 2214 | Sell | 30.05.2018 21:35:00 | 1.28822 | 0.15 | 30.05.2018 22:45:00 | 1.28737 | \$ 833.63 |
| 2514 | Buy | 30.05.2018 21:30:00 | 1.32736 | 2.19 | 30.05.2018 23:00:00 | 1.3284 | \$ 24000.21 |
| 2940 | Buy | 30.05.2018 21:30:00 | 126.794 | 3.16 | 30.05.2018 23:30:00 | 127.057 | \$ 79101.15 |
| 2220 | Sell | 31.05.2018 02:15:00 | 1.28923 | 0.15 | 31.05.2018 04:28:00 | 1.28911 | \$ -41.42 |
| 2942 | Buy | 31.05.2018 02:10:00 | 126.929 | 3.15 | 31.05.2018 06:10:00 | 126.763 | \$ -56288.3 |
| 2941 | Buy | 31.05.2018 02:00:00 | 126.946 | 3.18 | 31.05.2018 06:10:00 | 126.765 | \$ -61594.85 |
| 2219 | Sell | 31.05.2018 02:10:00 | 1.28902 | 0.15 | 31.05.2018 06:20:00 | 1.28683 | \$ 2439.88 |
| 2218 | Sell | 31.05.2018 02:00:00 | 1.28891 | 0.15 | 31.05.2018 06:20:00 | 1.2869 | \$ 2224.11 |
| 2217 | Sell | 31.05.2018 01:55:00 | 1.28861 | 0.15 | 31.05.2018 06:20:00 | 1.28691 | \$ 1852.52 |
| 2224 | Buy | 01.06.2018 01:40:00 | 1.29463 | 0.15 | 01.06.2018 05:05:00 | 1.29496 | \$ 210.1 |
| 2223 | Buy | 01.06.2018 01:30:00 | 1.29488 | 0.15 | 01.06.2018 05:05:00 | 1.29491 | \$ -149.31 |
| 2222 | Buy | 01.06.2018 01:25:00 | 1.29495 | 0.15 | 01.06.2018 05:05:00 | 1.29504 | \$ -77.44 |
| 2221 | Buy | 31.05.2018 23:45:00 | 1.2953 | 0.15 | 01.06.2018 05:05:00 | 1.29496 | \$ -634.77 |
| 2225 | Buy | 04.06.2018 00:01:00 | 1.29516 | 0.15 | 04.06.2018 01:40:00 | 1.29594 | \$ 749.22 |
| 2227 | Buy | 05.06.2018 21:35:00 | 1.29694 | 0.15 | 05.06.2018 22:15:00 | 1.29796 | \$ 1036.75 |
| 2226 | Buy | 05.06.2018 21:25:00 | 1.29722 | 0.15 | 05.06.2018 22:15:00 | 1.29797 | \$ 713.28 |
| 2228 | Buy | 06.06.2018 02:30:00 | 1.29465 | 0.15 | 06.06.2018 10:30:00 | 1.29446 | \$ -412.89 |
| 2080 | Buy | 06.06.2018 21:35:00 | 1.17635 | 0.98 | 06.06.2018 22:30:00 | 1.17738 | \$ 10636.56 |
| 2232 | Sell | 06.06.2018 23:00:00 | 1.29589 | 0.15 | 07.06.2018 00:00:00 | 1.29433 | \$ 1551.0 |
| 2231 | Sell | 06.06.2018 22:15:00 | 1.29576 | 0.15 | 07.06.2018 00:00:00 | 1.29438 | \$ 1335.24 |
| 2230 | Sell | 06.06.2018 22:05:00 | 1.29533 | 0.15 | 07.06.2018 00:00:00 | 1.29433 | \$ 879.73 |
| 2229 | Sell | 06.06.2018 21:30:00 | 1.29487 | 0.15 | 07.06.2018 00:00:00 | 1.2943 | \$ 364.29 |
| 2233 | Sell | 11.06.2018 00:30:00 | 1.29827 | 0.15 | 11.06.2018 02:29:00 | 1.29775 | \$ 438.06 |
| 2081 | Buy | 12.06.2018 21:25:00 | 1.17387 | 0.98 | 12.06.2018 23:46:00 | 1.1744 | \$ 5473.18 |
| 2082 | Buy | 12.06.2018 21:30:00 | 1.17362 | 0.98 | 12.06.2018 23:46:00 | 1.17444 | \$ 8467.93 |
| 1452 | Sell | 12.06.2018 21:35:00 | 0.9871 | 0.84 | 13.06.2018 00:19:00 | 0.98686 | \$ 1837.88 |
| 2190 | Buy | 12.06.2018 21:35:00 | 0.75663 | 0.15 | 13.06.2018 00:40:00 | 0.75748 | \$ 1125.01 |
| 2189 | Buy | 12.06.2018 21:25:00 | 0.75685 | 0.15 | 13.06.2018 00:40:00 | 0.75761 | \$ 982.75 |
| 2944 | Buy | 12.06.2018 21:40:00 | 129.594 | 3.06 | 13.06.2018 01:10:00 | 129.674 | \$ 19128.4 |
| 2943 | Buy | 12.06.2018 21:30:00 | 129.612 | 3.08 | 13.06.2018 01:10:00 | 129.664 | \$ 10628.68 |
| 1451 | Sell | 12.06.2018 21:25:00 | 0.98703 | 0.84 | 13.06.2018 07:25:00 | 0.98768 | \$ -6774.0 |
| 2515 | Buy | 12.06.2018 21:30:00 | 1.33654 | 2.19 | 13.06.2018 07:30:00 | 1.33606 | \$ -12011.6 |
| 2235 | Sell | 13.06.2018 21:35:00 | 1.30479 | 0.15 | 13.06.2018 21:49:00 | 1.30394 | \$ 833.63 |
| 2234 | Sell | 13.06.2018 21:30:00 | 1.30349 | 0.15 | 13.06.2018 22:09:00 | 1.30004 | \$ 3950.24 |
| 2236 | Sell | 13.06.2018 21:50:00 | 1.30388 | 0.15 | 13.06.2018 22:09:00 | 1.30003 | \$ 4429.72 |
| 2083 | Buy | 13.06.2018 21:30:00 | 1.17416 | 0.98 | 13.06.2018 22:18:00 | 1.17765 | \$ 36040.36 |
| 2084 | Buy | 13.06.2018 21:35:00 | 1.17308 | 0.97 | 13.06.2018 22:18:00 | 1.17763 | \$ 46507.25 |
| 1729 | Sell | 13.06.2018 21:30:00 | 110.777 | 0.37 | 13.06.2018 22:22:00 | 110.573 | \$ 7091.03 |
| 1730 | Sell | 13.06.2018 21:35:00 | 110.814 | 0.37 | 13.06.2018 22:22:00 | 110.559 | \$ 8978.03 |
| 1453 | Sell | 13.06.2018 21:30:00 | 0.98849 | 0.84 | 13.06.2018 22:24:00 | 0.9864 | \$ 20215.01 |
| 1454 | Sell | 13.06.2018 21:35:00 | 0.98866 | 0.83 | 13.06.2018 22:24:00 | 0.98644 | \$ 21217.29 |
| 2192 | Buy | 13.06.2018 21:35:00 | 0.75345 | 0.15 | 14.06.2018 00:25:00 | 0.75798 | \$ 6875.39 |
| 2191 | Buy | 13.06.2018 21:30:00 | 0.75408 | 0.15 | 14.06.2018 00:25:00 | 0.75788 | \$ 5721.45 |
| 1731 | Buy | 13.06.2018 23:00:00 | 110.291 | 0.38 | 14.06.2018 03:30:00 | 110.309 | \$ 15.18 |
| 2945 | Sell | 15.06.2018 01:10:00 | 128.167 | 3.12 | 15.06.2018 02:03:00 | 128.11 | \$ 13785.28 |
| 2087 | Sell | 15.06.2018 01:45:00 | 1.15828 | 1.01 | 15.06.2018 02:25:00 | 1.15683 | \$ 15439.2 |
| 2086 | Sell | 15.06.2018 01:35:00 | 1.15818 | 1.01 | 15.06.2018 02:25:00 | 1.15679 | \$ 14800.33 |
| 2085 | Sell | 15.06.2018 01:10:00 | 1.15808 | 1.02 | 15.06.2018 02:25:00 | 1.15669 | \$ 14946.87 |
| 2237 | Buy | 18.06.2018 00:04:00 | 1.31836 | 0.15 | 18.06.2018 03:20:00 | 1.32053 | \$ 2414.51 |
| 2239 | Buy | 18.06.2018 23:40:00 | 1.31947 | 0.15 | 19.06.2018 02:00:00 | 1.32036 | \$ 838.84 |
| 2238 | Buy | 18.06.2018 23:00:00 | 1.31976 | 0.15 | 19.06.2018 02:00:00 | 1.32033 | \$ 455.46 |
| 2948 | Sell | 19.06.2018 23:45:00 | 127.592 | 3.08 | 20.06.2018 01:00:00 | 127.467 | \$ 33882.93 |

| | | | | | | | |
|------|------|---------------------|---------|------|---------------------|---------|--------------|
| 2947 | Sell | 19.06.2018 23:30:00 | 127.579 | 3.11 | 20.06.2018 01:00:00 | 127.469 | \$ 29548.51 |
| 2946 | Sell | 19.06.2018 21:25:00 | 127.452 | 3.15 | 20.06.2018 01:00:00 | 127.467 | \$ -9442.03 |
| 2088 | Sell | 19.06.2018 23:30:00 | 1.15932 | 1.04 | 20.06.2018 03:25:00 | 1.15791 | \$ 15373.75 |
| 2516 | Sell | 19.06.2018 23:30:00 | 1.31823 | 2.19 | 20.06.2018 03:40:00 | 1.31633 | \$ 43139.62 |
| 2949 | Sell | 20.06.2018 02:30:00 | 127.679 | 3.16 | 20.06.2018 04:05:00 | 127.243 | \$ 133741.15 |
| 2950 | Sell | 20.06.2018 22:00:00 | 127.903 | 3.19 | 20.06.2018 23:45:00 | 127.788 | \$ 32604.54 |
| 2951 | Buy | 21.06.2018 00:00:00 | 127.695 | 3.2 | 21.06.2018 01:35:00 | 127.771 | \$ 20233.82 |
| 2518 | Buy | 20.06.2018 21:35:00 | 1.31749 | 2.18 | 21.06.2018 07:35:00 | 1.31569 | \$ -44140.09 |
| 2517 | Buy | 20.06.2018 21:30:00 | 1.31813 | 2.2 | 21.06.2018 07:35:00 | 1.31581 | \$ -56599.94 |
| 2519 | Buy | 21.06.2018 00:00:00 | 1.31695 | 2.16 | 21.06.2018 10:05:00 | 1.31336 | \$ -81711.99 |
| 2523 | Buy | 22.06.2018 00:05:00 | 1.32353 | 2.09 | 22.06.2018 02:00:00 | 1.32473 | \$ 26428.05 |
| 2522 | Buy | 21.06.2018 22:45:00 | 1.32423 | 2.12 | 22.06.2018 02:00:00 | 1.32465 | \$ 8477.88 |
| 2521 | Buy | 21.06.2018 22:40:00 | 1.32457 | 2.14 | 22.06.2018 02:00:00 | 1.32474 | \$ 2920.31 |
| 2520 | Buy | 21.06.2018 22:30:00 | 1.32488 | 2.15 | 22.06.2018 02:00:00 | 1.32456 | \$ -8167.31 |
| 2092 | Buy | 22.06.2018 00:20:00 | 1.15999 | 1.02 | 22.06.2018 03:20:00 | 1.16123 | \$ 13327.83 |
| 2091 | Buy | 22.06.2018 00:00:00 | 1.1603 | 1.02 | 22.06.2018 03:20:00 | 1.16126 | \$ 10318.32 |
| 2090 | Buy | 21.06.2018 23:55:00 | 1.16046 | 1.03 | 22.06.2018 03:20:00 | 1.16128 | \$ 8294.37 |
| 2089 | Buy | 21.06.2018 23:30:00 | 1.1607 | 1.04 | 22.06.2018 03:20:00 | 1.1612 | \$ 4868.02 |
| 1732 | Sell | 25.06.2018 23:00:00 | 109.826 | 0.38 | 26.06.2018 01:05:00 | 109.729 | \$ 3058.98 |
| 2524 | Sell | 26.06.2018 22:00:00 | 1.32347 | 2.16 | 26.06.2018 23:29:00 | 1.32257 | \$ 20494.23 |
| 1733 | Buy | 27.06.2018 21:30:00 | 110.166 | 0.38 | 27.06.2018 22:30:00 | 110.322 | \$ 5458.68 |
| 2240 | Sell | 27.06.2018 22:40:00 | 1.33643 | 0.15 | 27.06.2018 23:33:00 | 1.33622 | \$ 66.47 |
| 2241 | Sell | 27.06.2018 22:50:00 | 1.33727 | 0.15 | 27.06.2018 23:33:00 | 1.33646 | \$ 785.68 |
| 2244 | Sell | 28.06.2018 21:40:00 | 1.32717 | 0.15 | 28.06.2018 23:01:00 | 1.32673 | \$ 342.16 |
| 2245 | Sell | 28.06.2018 21:45:00 | 1.32739 | 0.15 | 28.06.2018 23:01:00 | 1.32676 | \$ 569.92 |
| 2243 | Sell | 28.06.2018 21:35:00 | 1.32674 | 0.15 | 29.06.2018 00:00:00 | 1.32496 | \$ 1903.84 |
| 2242 | Sell | 28.06.2018 21:30:00 | 1.32612 | 0.15 | 29.06.2018 00:00:00 | 1.32491 | \$ 1220.59 |
| 2094 | Buy | 28.06.2018 21:45:00 | 1.15514 | 1.04 | 29.06.2018 01:13:00 | 1.15581 | \$ 6731.05 |
| 2093 | Buy | 28.06.2018 21:30:00 | 1.15617 | 1.05 | 29.06.2018 02:15:00 | 1.15649 | \$ 2923.24 |
| 2095 | Buy | 02.07.2018 00:30:00 | 1.16651 | 1.04 | 02.07.2018 02:05:00 | 1.16792 | \$ 15452.19 |
| 2954 | Buy | 02.07.2018 01:00:00 | 129.113 | 3.11 | 02.07.2018 02:15:00 | 129.333 | \$ 64404.71 |
| 2953 | Buy | 02.07.2018 00:10:00 | 129.179 | 3.14 | 02.07.2018 02:15:00 | 129.338 | \$ 45869.94 |
| 2952 | Buy | 02.07.2018 00:05:00 | 129.255 | 3.17 | 02.07.2018 02:15:00 | 129.342 | \$ 23481.62 |
| 2246 | Sell | 02.07.2018 00:45:00 | 1.31481 | 0.15 | 02.07.2018 10:50:00 | 1.31733 | \$ -3205.97 |
| 2247 | Sell | 02.07.2018 00:55:00 | 1.31508 | 0.15 | 02.07.2018 11:00:00 | 1.31784 | \$ -3493.66 |
| 2248 | Sell | 02.07.2018 01:00:00 | 1.31538 | 0.15 | 02.07.2018 11:05:00 | 1.31705 | \$ -2187.08 |
| 2525 | Sell | 02.07.2018 23:35:00 | 1.31433 | 2.17 | 03.07.2018 00:08:00 | 1.31412 | \$ 4083.87 |
| 2098 | Sell | 02.07.2018 23:35:00 | 1.16423 | 1.03 | 03.07.2018 03:50:00 | 1.16369 | \$ 5778.98 |
| 2097 | Sell | 02.07.2018 23:30:00 | 1.16404 | 1.03 | 03.07.2018 03:50:00 | 1.16378 | \$ 2738.58 |
| 2096 | Sell | 02.07.2018 22:30:00 | 1.16227 | 1.05 | 03.07.2018 03:50:00 | 1.16367 | \$ -15583.48 |
| 2196 | Sell | 03.07.2018 00:15:00 | 0.73404 | 0.16 | 03.07.2018 04:20:00 | 0.73318 | \$ 1252.92 |
| 2195 | Sell | 02.07.2018 23:15:00 | 0.73393 | 0.16 | 03.07.2018 04:20:00 | 0.73323 | \$ 952.54 |
| 2194 | Sell | 02.07.2018 22:40:00 | 0.73315 | 0.16 | 03.07.2018 04:20:00 | 0.73333 | \$ -531.73 |
| 2193 | Sell | 02.07.2018 22:30:00 | 0.73287 | 0.16 | 03.07.2018 04:20:00 | 0.73326 | \$ -885.93 |
| 2252 | Buy | 02.07.2018 23:45:00 | 1.31847 | 0.15 | 03.07.2018 04:20:00 | 1.31927 | \$ 731.01 |
| 2251 | Buy | 02.07.2018 23:35:00 | 1.31871 | 0.15 | 03.07.2018 04:20:00 | 1.3192 | \$ 359.61 |
| 2250 | Buy | 02.07.2018 23:30:00 | 1.31889 | 0.15 | 03.07.2018 04:20:00 | 1.31919 | \$ 131.99 |
| 2249 | Buy | 02.07.2018 22:30:00 | 1.31952 | 0.15 | 03.07.2018 04:20:00 | 1.31931 | \$ -479.02 |
| 2958 | Sell | 02.07.2018 23:10:00 | 128.86 | 3.12 | 03.07.2018 04:40:00 | 128.932 | \$ -27180.47 |
| 2957 | Sell | 02.07.2018 22:20:00 | 128.833 | 3.15 | 03.07.2018 04:40:00 | 128.934 | \$ -36575.47 |
| 2956 | Sell | 02.07.2018 22:15:00 | 128.756 | 3.19 | 03.07.2018 04:40:00 | 128.94 | \$ -63514.72 |
| 2955 | Sell | 02.07.2018 22:00:00 | 128.73 | 3.22 | 03.07.2018 04:40:00 | 128.928 | \$ -68619.26 |
| 2099 | Buy | 05.07.2018 21:25:00 | 1.16808 | 1.04 | 05.07.2018 22:40:00 | 1.16883 | \$ 8219.25 |
| 2253 | Sell | 05.07.2018 21:35:00 | 1.31461 | 0.15 | 05.07.2018 23:45:00 | 1.31435 | \$ 126.4 |
| 2254 | Sell | 05.07.2018 21:40:00 | 1.31472 | 0.15 | 05.07.2018 23:45:00 | 1.31424 | \$ 390.11 |
| 2255 | Sell | 05.07.2018 21:45:00 | 1.31497 | 0.15 | 05.07.2018 23:45:00 | 1.31435 | \$ 557.93 |
| 676 | Buy | 09.07.2018 00:35:00 | 0.8822 | 0.19 | 09.07.2018 01:45:00 | 0.88373 | \$ 3722.32 |
| 2526 | Sell | 09.07.2018 21:30:00 | 1.32594 | 2.17 | 09.07.2018 22:30:00 | 1.32457 | \$ 31341.21 |
| 677 | Buy | 09.07.2018 21:25:00 | 0.88611 | 0.19 | 10.07.2018 02:30:00 | 0.88698 | \$ 1914.53 |
| 2527 | Sell | 09.07.2018 23:45:00 | 1.32561 | 2.18 | 10.07.2018 05:00:00 | 1.32478 | \$ 18351.66 |

| | | | | | | | |
|------|------|---------------------|---------|------|---------------------|---------|--------------|
| 1737 | Buy | 11.07.2018 01:20:00 | 110.873 | 0.37 | 11.07.2018 05:00:00 | 110.986 | \$ 3724.03 |
| 1736 | Buy | 11.07.2018 00:40:00 | 110.919 | 0.37 | 11.07.2018 05:00:00 | 110.993 | \$ 2281.03 |
| 1735 | Buy | 11.07.2018 00:05:00 | 110.952 | 0.37 | 11.07.2018 05:00:00 | 111.003 | \$ 1430.03 |
| 1734 | Buy | 11.07.2018 00:00:00 | 110.989 | 0.38 | 11.07.2018 05:00:00 | 110.988 | \$ -507.32 |
| 2256 | Sell | 11.07.2018 02:30:00 | 1.31446 | 0.15 | 11.07.2018 05:00:00 | 1.31382 | \$ 581.91 |
| 2962 | Buy | 11.07.2018 00:45:00 | 130.181 | 3.04 | 11.07.2018 05:00:00 | 130.217 | \$ 6986.28 |
| 2961 | Buy | 11.07.2018 00:40:00 | 130.212 | 3.07 | 11.07.2018 05:00:00 | 130.21 | \$ -4611.26 |
| 2960 | Buy | 11.07.2018 00:05:00 | 130.226 | 3.09 | 11.07.2018 05:00:00 | 130.203 | \$ -11131.08 |
| 2959 | Buy | 11.07.2018 00:00:00 | 130.349 | 3.12 | 11.07.2018 05:00:00 | 130.21 | \$ -47435.14 |
| 1738 | Buy | 12.07.2018 01:00:00 | 111.935 | 0.37 | 12.07.2018 03:00:00 | 111.979 | \$ 1171.03 |
| 2963 | Buy | 12.07.2018 22:00:00 | 131.255 | 3.09 | 13.07.2018 02:00:00 | 131.348 | \$ 23281.39 |
| 2530 | Buy | 13.07.2018 02:10:00 | 1.31707 | 2.14 | 13.07.2018 04:25:00 | 1.31862 | \$ 34952.89 |
| 2529 | Buy | 13.07.2018 02:05:00 | 1.31814 | 2.16 | 13.07.2018 04:25:00 | 1.3186 | \$ 10470.06 |
| 2528 | Buy | 13.07.2018 02:00:00 | 1.31862 | 2.18 | 13.07.2018 04:25:00 | 1.31869 | \$ 1608.02 |
| 2259 | Buy | 17.07.2018 22:45:00 | 1.31865 | 0.15 | 17.07.2018 23:25:00 | 1.31946 | \$ 785.16 |
| 2258 | Buy | 17.07.2018 22:15:00 | 1.31879 | 0.15 | 17.07.2018 23:25:00 | 1.31942 | \$ 569.51 |
| 2257 | Buy | 17.07.2018 22:10:00 | 1.31899 | 0.15 | 17.07.2018 23:25:00 | 1.3193 | \$ 186.14 |
| 678 | Buy | 18.07.2018 23:00:00 | 0.89035 | 0.19 | 19.07.2018 03:05:00 | 0.89066 | \$ 264.49 |
| 2531 | Sell | 18.07.2018 23:00:00 | 1.30754 | 2.19 | 19.07.2018 04:20:00 | 1.30707 | \$ 8670.51 |
| 2260 | Buy | 19.07.2018 23:30:00 | 1.32524 | 0.15 | 20.07.2018 02:22:00 | 1.32617 | \$ 886.76 |
| 2263 | Sell | 23.07.2018 01:05:00 | 1.31365 | 0.15 | 23.07.2018 01:45:00 | 1.31283 | \$ 797.67 |
| 2262 | Sell | 23.07.2018 01:00:00 | 1.31346 | 0.15 | 23.07.2018 01:45:00 | 1.31271 | \$ 713.76 |
| 2261 | Sell | 23.07.2018 00:01:00 | 1.31292 | 0.15 | 23.07.2018 01:45:00 | 1.31271 | \$ 66.47 |
| 2532 | Buy | 23.07.2018 00:00:00 | 1.31235 | 2.19 | 23.07.2018 03:12:00 | 1.31371 | \$ 31384.89 |
| 2533 | Buy | 23.07.2018 00:05:00 | 1.3121 | 2.18 | 23.07.2018 03:12:00 | 1.3137 | \$ 36754.8 |
| 2534 | Buy | 23.07.2018 00:15:00 | 1.31191 | 2.16 | 23.07.2018 03:12:00 | 1.31384 | \$ 43928.73 |
| 2964 | Buy | 24.07.2018 00:30:00 | 130.119 | 3.12 | 24.07.2018 01:50:00 | 130.242 | \$ 34316.6 |
| 2965 | Sell | 25.07.2018 23:00:00 | 130.187 | 3.13 | 25.07.2018 23:21:00 | 130.148 | \$ 8132.3 |
| 2966 | Sell | 25.07.2018 23:05:00 | 130.207 | 3.1 | 25.07.2018 23:21:00 | 130.154 | \$ 12393.3 |
| 2200 | Sell | 25.07.2018 23:05:00 | 0.74586 | 0.16 | 26.07.2018 00:55:00 | 0.7448 | \$ 1498.71 |
| 2199 | Sell | 25.07.2018 23:00:00 | 0.74555 | 0.16 | 26.07.2018 00:55:00 | 0.74476 | \$ 1043.31 |
| 2198 | Sell | 25.07.2018 21:35:00 | 0.74419 | 0.16 | 26.07.2018 00:55:00 | 0.74486 | \$ -1419.23 |
| 2197 | Sell | 25.07.2018 21:25:00 | 0.74374 | 0.16 | 26.07.2018 00:55:00 | 0.74471 | \$ -1925.24 |
| 1740 | Sell | 25.07.2018 23:05:00 | 111.005 | 0.38 | 26.07.2018 01:00:00 | 110.869 | \$ 4225.58 |
| 1739 | Sell | 25.07.2018 23:00:00 | 110.973 | 0.38 | 26.07.2018 01:00:00 | 110.853 | \$ 3617.58 |
| 2969 | Sell | 26.07.2018 00:10:00 | 130.278 | 3.06 | 26.07.2018 01:00:00 | 129.976 | \$ 88425.52 |
| 2968 | Sell | 25.07.2018 23:35:00 | 130.167 | 3.11 | 26.07.2018 01:00:00 | 129.979 | \$ 52339.37 |
| 2967 | Sell | 25.07.2018 23:30:00 | 130.145 | 3.13 | 26.07.2018 01:00:00 | 129.963 | \$ 50798.3 |
| 2100 | Buy | 30.07.2018 23:00:00 | 1.17023 | 1.04 | 31.07.2018 00:30:00 | 1.1706 | \$ 3443.35 |
| 2266 | Sell | 30.07.2018 23:50:00 | 1.30352 | 0.15 | 31.07.2018 01:25:00 | 1.30298 | \$ 417.47 |
| 2265 | Sell | 30.07.2018 23:10:00 | 1.30325 | 0.15 | 31.07.2018 01:25:00 | 1.30286 | \$ 237.66 |
| 2264 | Sell | 30.07.2018 23:00:00 | 1.30298 | 0.15 | 31.07.2018 01:25:00 | 1.30286 | \$ -85.99 |
| 1741 | Buy | 31.07.2018 21:30:00 | 111.793 | 0.38 | 01.08.2018 01:10:00 | 111.86 | \$ 2010.18 |
| 2201 | Buy | 01.08.2018 00:00:00 | 0.74266 | 0.16 | 01.08.2018 01:45:00 | 0.74283 | \$ 89.03 |
| 2267 | Sell | 01.08.2018 02:00:00 | 1.30211 | 0.15 | 01.08.2018 05:00:00 | 1.30089 | \$ 1277.15 |
| 2973 | Buy | 31.07.2018 22:55:00 | 130.717 | 3.09 | 01.08.2018 06:00:00 | 130.759 | \$ 7539.07 |
| 2972 | Buy | 31.07.2018 22:50:00 | 130.734 | 3.12 | 01.08.2018 06:00:00 | 130.744 | \$ -2371.95 |
| 2971 | Buy | 31.07.2018 22:20:00 | 130.769 | 3.14 | 01.08.2018 06:00:00 | 130.748 | \$ -12122.47 |
| 2970 | Buy | 31.07.2018 22:15:00 | 130.8 | 3.17 | 01.08.2018 06:00:00 | 130.75 | \$ -21432.15 |
| 2202 | Buy | 01.08.2018 02:00:00 | 0.74137 | 0.16 | 01.08.2018 12:00:00 | 0.7406 | \$ -1495.91 |
| 1742 | Buy | 01.08.2018 21:30:00 | 111.491 | 0.38 | 01.08.2018 23:30:00 | 111.548 | \$ 1696.68 |
| 1743 | Buy | 01.08.2018 21:50:00 | 111.46 | 0.38 | 01.08.2018 23:30:00 | 111.554 | \$ 3102.68 |
| 2268 | Sell | 06.08.2018 01:30:00 | 1.3016 | 0.15 | 06.08.2018 03:30:00 | 1.30096 | \$ 581.9 |
| 2269 | Sell | 07.08.2018 21:25:00 | 1.30723 | 0.15 | 07.08.2018 22:55:00 | 1.30561 | \$ 1756.62 |
| 1744 | Sell | 07.08.2018 21:30:00 | 111.466 | 0.38 | 07.08.2018 23:15:00 | 111.377 | \$ 2912.68 |
| 2535 | Buy | 07.08.2018 21:30:00 | 1.29289 | 2.22 | 08.08.2018 01:40:00 | 1.29419 | \$ 29463.85 |
| 2273 | Buy | 08.08.2018 22:15:00 | 1.30083 | 0.15 | 08.08.2018 23:05:00 | 1.30196 | \$ 1168.54 |
| 2272 | Buy | 08.08.2018 22:10:00 | 1.30119 | 0.15 | 08.08.2018 23:05:00 | 1.30201 | \$ 797.14 |
| 2271 | Buy | 08.08.2018 22:00:00 | 1.30129 | 0.15 | 08.08.2018 23:05:00 | 1.30191 | \$ 557.54 |
| 2270 | Buy | 08.08.2018 21:30:00 | 1.30144 | 0.15 | 08.08.2018 23:05:00 | 1.30203 | \$ 521.59 |

| | | | | | | | |
|------|------|---------------------|---------|------|---------------------|---------|--------------|
| 2976 | Sell | 08.08.2018 21:50:00 | 128.932 | 3.15 | 08.08.2018 23:30:00 | 128.846 | \$ 23028.36 |
| 2975 | Sell | 08.08.2018 21:40:00 | 128.912 | 3.18 | 08.08.2018 23:30:00 | 128.86 | \$ 12436.76 |
| 2974 | Sell | 08.08.2018 21:30:00 | 128.88 | 3.21 | 08.08.2018 23:30:00 | 128.853 | \$ 4530.18 |
| 2101 | Sell | 08.08.2018 22:00:00 | 1.16183 | 1.05 | 08.08.2018 23:55:00 | 1.16099 | \$ 9298.31 |
| 2203 | Sell | 08.08.2018 21:25:00 | 0.7436 | 0.16 | 09.08.2018 00:00:00 | 0.74268 | \$ 1262.58 |
| 2536 | Sell | 08.08.2018 22:00:00 | 1.28942 | 2.23 | 09.08.2018 00:00:00 | 1.28813 | \$ 28106.53 |
| 1457 | Sell | 09.08.2018 23:00:00 | 0.9937 | 0.84 | 10.08.2018 00:10:00 | 0.99292 | \$ 7063.08 |
| 1456 | Sell | 09.08.2018 22:10:00 | 0.99341 | 0.84 | 10.08.2018 00:10:00 | 0.99295 | \$ 3966.67 |
| 1455 | Sell | 09.08.2018 22:00:00 | 0.99304 | 0.85 | 10.08.2018 00:10:00 | 0.99292 | \$ 684.8 |
| 1459 | Buy | 13.08.2018 00:40:00 | 0.99323 | 0.85 | 13.08.2018 02:55:00 | 0.99455 | \$ 12914.59 |
| 1458 | Buy | 13.08.2018 00:30:00 | 0.99351 | 0.85 | 13.08.2018 02:55:00 | 0.99463 | \$ 10956.55 |
| 2978 | Buy | 13.08.2018 22:05:00 | 126.072 | 3.26 | 13.08.2018 23:25:00 | 126.196 | \$ 36314.05 |
| 2977 | Buy | 13.08.2018 22:00:00 | 126.109 | 3.29 | 13.08.2018 23:25:00 | 126.189 | \$ 22171.08 |
| 1460 | Sell | 14.08.2018 21:30:00 | 0.99489 | 0.85 | 15.08.2018 00:35:00 | 0.99372 | \$ 10965.83 |
| 2981 | Sell | 15.08.2018 23:45:00 | 125.709 | 3.26 | 16.08.2018 01:25:00 | 125.557 | \$ 43272.69 |
| 2980 | Sell | 15.08.2018 23:20:00 | 125.682 | 3.29 | 16.08.2018 01:25:00 | 125.538 | \$ 41040.15 |
| 2979 | Sell | 15.08.2018 22:35:00 | 125.626 | 3.32 | 16.08.2018 01:25:00 | 125.546 | \$ 20167.87 |
| 2277 | Buy | 15.08.2018 23:25:00 | 1.31263 | 0.15 | 16.08.2018 03:00:00 | 1.31466 | \$ 2120.27 |
| 2276 | Buy | 15.08.2018 23:10:00 | 1.31301 | 0.15 | 16.08.2018 03:00:00 | 1.31463 | \$ 1629.07 |
| 2275 | Buy | 15.08.2018 22:10:00 | 1.31328 | 0.15 | 16.08.2018 03:00:00 | 1.31473 | \$ 1425.41 |
| 2274 | Buy | 15.08.2018 22:00:00 | 1.31389 | 0.15 | 16.08.2018 03:00:00 | 1.3147 | \$ 658.66 |
| 1748 | Buy | 22.08.2018 01:30:00 | 110.161 | 0.38 | 22.08.2018 04:05:00 | 110.215 | \$ 1582.68 |
| 1747 | Buy | 22.08.2018 00:40:00 | 110.176 | 0.38 | 22.08.2018 04:05:00 | 110.219 | \$ 1164.68 |
| 1746 | Buy | 22.08.2018 00:30:00 | 110.231 | 0.38 | 22.08.2018 04:05:00 | 110.201 | \$ -1609.32 |
| 1745 | Buy | 22.08.2018 00:05:00 | 110.246 | 0.38 | 22.08.2018 04:05:00 | 110.213 | \$ -1723.32 |
| 2985 | Buy | 22.08.2018 00:40:00 | 127.492 | 3.21 | 22.08.2018 04:05:00 | 127.614 | \$ 35069.28 |
| 2984 | Buy | 22.08.2018 00:30:00 | 127.532 | 3.24 | 22.08.2018 04:05:00 | 127.597 | \$ 16928.13 |
| 2983 | Buy | 22.08.2018 00:05:00 | 127.566 | 3.27 | 22.08.2018 04:05:00 | 127.613 | \$ 11197.98 |
| 2982 | Buy | 22.08.2018 00:00:00 | 127.607 | 3.3 | 22.08.2018 04:05:00 | 127.598 | \$ -7180.73 |
| 2986 | Buy | 23.08.2018 21:55:00 | 128.325 | 3.29 | 23.08.2018 22:55:00 | 128.417 | \$ 26046.44 |
| 2281 | Sell | 28.08.2018 22:25:00 | 1.29356 | 0.15 | 28.08.2018 23:35:00 | 1.29276 | \$ 773.69 |
| 2280 | Sell | 28.08.2018 22:20:00 | 1.29338 | 0.15 | 28.08.2018 23:35:00 | 1.29273 | \$ 593.89 |
| 2279 | Sell | 28.08.2018 21:50:00 | 1.2932 | 0.15 | 28.08.2018 23:35:00 | 1.29288 | \$ 198.32 |
| 2278 | Sell | 28.08.2018 21:30:00 | 1.29295 | 0.15 | 28.08.2018 23:35:00 | 1.29288 | \$ -101.35 |
| 1462 | Sell | 28.08.2018 21:45:00 | 0.97671 | 0.85 | 29.08.2018 00:00:00 | 0.97619 | \$ 4601.38 |
| 1461 | Sell | 28.08.2018 21:30:00 | 0.97647 | 0.85 | 29.08.2018 00:00:00 | 0.9761 | \$ 3132.66 |
| 2104 | Buy | 28.08.2018 22:10:00 | 1.1692 | 1.03 | 29.08.2018 00:05:00 | 1.16964 | \$ 4170.0 |
| 2103 | Buy | 28.08.2018 21:35:00 | 1.16954 | 1.03 | 29.08.2018 00:05:00 | 1.16969 | \$ 1022.45 |
| 2102 | Buy | 28.08.2018 21:30:00 | 1.16974 | 1.04 | 29.08.2018 00:05:00 | 1.16971 | \$ -940.25 |
| 2539 | Buy | 28.08.2018 22:10:00 | 1.28665 | 2.2 | 29.08.2018 01:00:00 | 1.28717 | \$ 11116.05 |
| 2538 | Buy | 28.08.2018 21:45:00 | 1.28688 | 2.22 | 29.08.2018 01:00:00 | 1.28721 | \$ 6772.39 |
| 2537 | Buy | 28.08.2018 21:30:00 | 1.28711 | 2.24 | 29.08.2018 01:00:00 | 1.28715 | \$ -11.76 |
| 2204 | Buy | 28.08.2018 21:30:00 | 0.73333 | 0.16 | 29.08.2018 03:00:00 | 0.73434 | \$ 1469.79 |
| 2540 | Buy | 30.08.2018 01:40:00 | 1.30238 | 2.24 | 30.08.2018 03:43:00 | 1.30263 | \$ 5901.0 |
| 2987 | Sell | 30.08.2018 23:15:00 | 129.63 | 3.27 | 31.08.2018 00:14:00 | 129.594 | \$ 6803.86 |
| 2283 | Buy | 30.08.2018 23:05:00 | 1.29724 | 0.15 | 31.08.2018 01:25:00 | 1.29828 | \$ 1018.54 |
| 2282 | Buy | 30.08.2018 23:00:00 | 1.29755 | 0.15 | 31.08.2018 01:25:00 | 1.29812 | \$ 455.46 |
| 2105 | Sell | 30.08.2018 23:00:00 | 1.16769 | 1.05 | 31.08.2018 01:30:00 | 1.1663 | \$ 15300.19 |
| 2988 | Sell | 03.09.2018 02:00:00 | 128.951 | 3.29 | 03.09.2018 03:05:00 | 128.812 | \$ 41488.64 |
| 680 | Sell | 03.09.2018 00:35:00 | 0.89752 | 0.19 | 03.09.2018 05:35:00 | 0.89713 | \$ 775.0 |
| 679 | Sell | 03.09.2018 00:30:00 | 0.89739 | 0.19 | 03.09.2018 05:35:00 | 0.89722 | \$ 205.45 |
| 2284 | Buy | 04.09.2018 21:35:00 | 1.31723 | 0.15 | 04.09.2018 22:05:00 | 1.31806 | \$ 809.12 |
| 2990 | Sell | 04.09.2018 21:30:00 | 129.097 | 3.27 | 05.09.2018 00:02:00 | 128.93 | \$ 49658.15 |
| 2989 | Sell | 04.09.2018 21:25:00 | 129.074 | 3.3 | 05.09.2018 00:02:00 | 128.94 | \$ 39224.43 |
| 2106 | Sell | 04.09.2018 21:30:00 | 1.1581 | 1.05 | 05.09.2018 07:35:00 | 1.1592 | \$ -12262.66 |
| 2285 | Buy | 06.09.2018 22:00:00 | 1.31375 | 0.15 | 06.09.2018 22:43:00 | 1.31406 | \$ 186.13 |
| 1749 | Sell | 06.09.2018 22:30:00 | 110.948 | 0.38 | 06.09.2018 23:05:00 | 110.672 | \$ 10018.68 |
| 2991 | Sell | 06.09.2018 22:30:00 | 128.963 | 3.32 | 06.09.2018 23:05:00 | 128.638 | \$ 103618.66 |
| 2287 | Buy | 06.09.2018 23:30:00 | 1.31386 | 0.15 | 07.09.2018 01:10:00 | 1.31486 | \$ 970.62 |
| 2286 | Buy | 06.09.2018 22:45:00 | 1.31411 | 0.15 | 07.09.2018 01:10:00 | 1.31487 | \$ 683.08 |

| | | | | | | | |
|------|------|---------------------|---------|------|---------------------|---------|---------------|
| 2288 | Buy | 10.09.2018 00:02:00 | 1.31614 | 0.15 | 10.09.2018 03:40:00 | 1.31764 | \$ 1611.81 |
| 1750 | Buy | 10.09.2018 02:30:00 | 110.901 | 0.38 | 10.09.2018 03:45:00 | 111.025 | \$ 4242.68 |
| 2541 | Buy | 11.09.2018 01:30:00 | 1.30234 | 2.24 | 11.09.2018 02:25:00 | 1.30282 | \$ 11329.92 |
| 2992 | Buy | 11.09.2018 00:00:00 | 128.797 | 3.35 | 11.09.2018 03:05:00 | 128.886 | \$ 25500.4 |
| 2542 | Sell | 11.09.2018 23:35:00 | 1.30296 | 2.25 | 12.09.2018 01:08:00 | 1.30219 | \$ 17517.73 |
| 2543 | Sell | 11.09.2018 23:40:00 | 1.30332 | 2.23 | 12.09.2018 01:08:00 | 1.30229 | \$ 23474.44 |
| 2544 | Sell | 11.09.2018 23:45:00 | 1.30378 | 2.21 | 12.09.2018 01:08:00 | 1.30229 | \$ 33981.21 |
| 2291 | Sell | 12.09.2018 23:15:00 | 1.30061 | 0.15 | 13.09.2018 03:15:00 | 1.29943 | \$ 1095.5 |
| 2290 | Sell | 12.09.2018 23:10:00 | 1.30036 | 0.15 | 13.09.2018 03:15:00 | 1.29944 | \$ 783.84 |
| 2289 | Sell | 12.09.2018 23:00:00 | 1.30013 | 0.15 | 13.09.2018 03:15:00 | 1.29945 | \$ 496.15 |
| 2994 | Buy | 14.09.2018 00:05:00 | 130.828 | 3.28 | 14.09.2018 01:25:00 | 130.899 | \$ 18996.84 |
| 2993 | Buy | 14.09.2018 00:00:00 | 130.851 | 3.31 | 14.09.2018 01:25:00 | 130.903 | \$ 12880.96 |
| 2998 | Buy | 17.09.2018 22:15:00 | 130.644 | 3.23 | 18.09.2018 00:10:00 | 130.705 | \$ 14020.23 |
| 2997 | Buy | 17.09.2018 22:10:00 | 130.673 | 3.26 | 18.09.2018 00:10:00 | 130.703 | \$ 4043.61 |
| 2996 | Buy | 17.09.2018 22:05:00 | 130.718 | 3.29 | 18.09.2018 00:10:00 | 130.694 | \$ -13686.79 |
| 2995 | Buy | 17.09.2018 22:00:00 | 130.755 | 3.32 | 18.09.2018 00:10:00 | 130.695 | \$ -25764.69 |
| 2207 | Buy | 18.09.2018 02:30:00 | 0.7148 | 0.16 | 18.09.2018 03:35:00 | 0.71642 | \$ 2533.89 |
| 2206 | Buy | 18.09.2018 02:25:00 | 0.71516 | 0.16 | 18.09.2018 03:35:00 | 0.7164 | \$ 1893.17 |
| 2205 | Buy | 18.09.2018 02:00:00 | 0.71524 | 0.16 | 18.09.2018 03:35:00 | 0.71634 | \$ 1657.11 |
| 2999 | Buy | 18.09.2018 02:00:00 | 130.351 | 3.32 | 18.09.2018 04:00:00 | 130.447 | \$ 27544.68 |
| 3000 | Buy | 18.09.2018 02:30:00 | 130.312 | 3.3 | 18.09.2018 04:00:00 | 130.452 | \$ 41899.51 |
| 2108 | Buy | 18.09.2018 02:25:00 | 1.16676 | 1.03 | 18.09.2018 04:20:00 | 1.16783 | \$ 11613.37 |
| 2107 | Buy | 18.09.2018 02:00:00 | 1.16703 | 1.04 | 18.09.2018 04:20:00 | 1.16783 | \$ 8767.2 |
| 2295 | Sell | 18.09.2018 02:25:00 | 1.30619 | 0.15 | 18.09.2018 04:45:00 | 1.30478 | \$ 1504.9 |
| 2294 | Sell | 18.09.2018 02:20:00 | 1.30581 | 0.15 | 18.09.2018 04:45:00 | 1.3047 | \$ 1145.29 |
| 2293 | Sell | 18.09.2018 02:00:00 | 1.30557 | 0.15 | 18.09.2018 04:45:00 | 1.30467 | \$ 893.56 |
| 2292 | Sell | 18.09.2018 00:00:00 | 1.30425 | 0.15 | 18.09.2018 04:45:00 | 1.30467 | \$ -688.72 |
| 2547 | Buy | 18.09.2018 02:25:00 | 1.31441 | 2.23 | 18.09.2018 06:05:00 | 1.31555 | \$ 26788.43 |
| 2546 | Buy | 18.09.2018 02:20:00 | 1.31479 | 2.25 | 18.09.2018 06:05:00 | 1.31553 | \$ 17544.93 |
| 2545 | Buy | 18.09.2018 02:00:00 | 1.31493 | 2.26 | 18.09.2018 06:05:00 | 1.31566 | \$ 17384.77 |
| 2550 | Sell | 19.09.2018 01:40:00 | 1.31743 | 2.24 | 19.09.2018 03:10:00 | 1.3162 | \$ 29046.15 |
| 2549 | Sell | 19.09.2018 01:35:00 | 1.31693 | 2.26 | 19.09.2018 03:10:00 | 1.31623 | \$ 16677.91 |
| 2548 | Sell | 19.09.2018 01:30:00 | 1.3168 | 2.28 | 19.09.2018 03:10:00 | 1.31624 | \$ 13460.41 |
| 2551 | Buy | 21.09.2018 00:00:00 | 1.32584 | 2.29 | 21.09.2018 02:10:00 | 1.32729 | \$ 34989.77 |
| 3001 | Buy | 21.09.2018 02:30:00 | 132.425 | 3.29 | 21.09.2018 03:25:00 | 132.555 | \$ 38413.12 |
| 681 | Buy | 24.09.2018 00:30:00 | 0.8975 | 0.19 | 24.09.2018 02:10:00 | 0.89847 | \$ 2274.01 |
| 2552 | Sell | 24.09.2018 01:30:00 | 1.30827 | 2.3 | 24.09.2018 02:10:00 | 1.30734 | \$ 22549.98 |
| 2109 | Buy | 24.09.2018 23:00:00 | 1.17447 | 1.03 | 25.09.2018 02:10:00 | 1.1751 | \$ 6232.19 |
| 2208 | Sell | 26.09.2018 21:35:00 | 0.72881 | 0.16 | 26.09.2018 21:57:00 | 0.72716 | \$ 2585.4 |
| 1752 | Buy | 26.09.2018 23:15:00 | 112.66 | 0.38 | 27.09.2018 01:45:00 | 112.721 | \$ 1649.18 |
| 1751 | Buy | 26.09.2018 23:00:00 | 112.703 | 0.38 | 27.09.2018 01:45:00 | 112.732 | \$ 433.18 |
| 1464 | Buy | 27.09.2018 22:50:00 | 0.97619 | 0.83 | 28.09.2018 03:05:00 | 0.97725 | \$ 10113.68 |
| 1463 | Buy | 27.09.2018 22:40:00 | 0.97647 | 0.84 | 28.09.2018 03:05:00 | 0.97734 | \$ 8397.28 |
| 2299 | Sell | 01.10.2018 23:40:00 | 1.28156 | 0.15 | 02.10.2018 04:00:00 | 1.28033 | \$ 1244.56 |
| 2298 | Sell | 01.10.2018 23:25:00 | 1.28076 | 0.15 | 02.10.2018 04:00:00 | 1.28018 | \$ 465.41 |
| 2297 | Sell | 01.10.2018 23:05:00 | 1.2806 | 0.15 | 02.10.2018 04:00:00 | 1.2802 | \$ 249.65 |
| 2296 | Sell | 01.10.2018 23:00:00 | 1.2804 | 0.15 | 02.10.2018 04:00:00 | 1.28035 | \$ -169.89 |
| 2555 | Buy | 04.10.2018 00:00:00 | 1.29355 | 2.23 | 04.10.2018 02:19:00 | 1.29412 | \$ 13394.21 |
| 3005 | Buy | 04.10.2018 00:30:00 | 131.337 | 3.23 | 04.10.2018 02:53:00 | 131.371 | \$ 6739.98 |
| 2553 | Buy | 03.10.2018 21:30:00 | 1.29754 | 2.31 | 04.10.2018 07:35:00 | 1.29299 | \$ -113711.76 |
| 2554 | Buy | 03.10.2018 21:45:00 | 1.2973 | 2.29 | 04.10.2018 07:45:00 | 1.29292 | \$ -108624.99 |
| 3004 | Buy | 04.10.2018 00:15:00 | 131.376 | 3.27 | 04.10.2018 08:25:00 | 131.3 | \$ -29147.7 |
| 3003 | Buy | 04.10.2018 00:10:00 | 131.422 | 3.3 | 04.10.2018 08:25:00 | 131.307 | \$ -42286.76 |
| 3002 | Buy | 04.10.2018 00:00:00 | 131.443 | 3.33 | 04.10.2018 08:25:00 | 131.305 | \$ -50331.12 |
| 1754 | Sell | 04.10.2018 23:50:00 | 113.944 | 0.37 | 05.10.2018 02:10:00 | 113.872 | \$ 2053.48 |
| 1753 | Sell | 04.10.2018 23:30:00 | 113.915 | 0.37 | 05.10.2018 02:10:00 | 113.877 | \$ 795.48 |
| 3009 | Sell | 05.10.2018 01:30:00 | 131.206 | 3.21 | 05.10.2018 05:00:00 | 131.218 | \$ -8063.74 |
| 3008 | Sell | 04.10.2018 23:45:00 | 131.184 | 3.24 | 05.10.2018 05:00:00 | 131.202 | \$ -10804.85 |
| 3007 | Sell | 04.10.2018 23:30:00 | 131.164 | 3.27 | 05.10.2018 05:00:00 | 131.202 | \$ -17444.57 |
| 3006 | Sell | 04.10.2018 22:00:00 | 131.094 | 3.3 | 05.10.2018 05:00:00 | 131.212 | \$ -44002.37 |

| | | | | | | | |
|------|------|---------------------|---------|------|---------------------|---------|---------------|
| 2557 | Sell | 08.10.2018 21:30:00 | 1.3093 | 2.24 | 09.10.2018 00:00:00 | 1.30855 | \$ 16967.57 |
| 2556 | Sell | 08.10.2018 21:25:00 | 1.30909 | 2.26 | 09.10.2018 00:00:00 | 1.30861 | \$ 10686.16 |
| 3013 | Sell | 08.10.2018 21:50:00 | 129.856 | 3.23 | 09.10.2018 02:00:00 | 130.028 | \$ -60470.45 |
| 3012 | Sell | 08.10.2018 21:45:00 | 129.828 | 3.26 | 09.10.2018 02:00:00 | 130.033 | \$ -71789.63 |
| 3011 | Sell | 08.10.2018 21:40:00 | 129.809 | 3.29 | 09.10.2018 02:00:00 | 130.038 | \$ -80345.39 |
| 3010 | Sell | 08.10.2018 21:30:00 | 129.783 | 3.32 | 09.10.2018 02:00:00 | 130.023 | \$ -84729.52 |
| 1758 | Sell | 08.10.2018 23:30:00 | 113.171 | 0.37 | 09.10.2018 02:05:00 | 113.094 | \$ 2238.48 |
| 1757 | Sell | 08.10.2018 23:20:00 | 113.131 | 0.37 | 09.10.2018 02:05:00 | 113.088 | \$ 980.48 |
| 1756 | Sell | 08.10.2018 23:05:00 | 113.105 | 0.38 | 09.10.2018 02:05:00 | 113.097 | \$ -323.02 |
| 1755 | Sell | 08.10.2018 23:00:00 | 113.091 | 0.38 | 09.10.2018 02:05:00 | 113.097 | \$ -855.02 |
| 2301 | Buy | 08.10.2018 21:35:00 | 1.29525 | 0.15 | 09.10.2018 02:15:00 | 1.29567 | \$ 275.75 |
| 2300 | Buy | 08.10.2018 21:30:00 | 1.29563 | 0.15 | 09.10.2018 02:15:00 | 1.29583 | \$ 12.18 |
| 2112 | Sell | 08.10.2018 21:50:00 | 1.14917 | 1.04 | 09.10.2018 03:35:00 | 1.14911 | \$ 572.36 |
| 2111 | Sell | 08.10.2018 21:30:00 | 1.14905 | 1.05 | 09.10.2018 03:35:00 | 1.149 | \$ 467.17 |
| 2110 | Sell | 08.10.2018 21:25:00 | 1.14893 | 1.05 | 09.10.2018 03:35:00 | 1.14894 | \$ -196.99 |
| 2558 | Sell | 09.10.2018 21:30:00 | 1.3149 | 2.26 | 09.10.2018 23:05:00 | 1.314 | \$ 21443.04 |
| 2113 | Sell | 09.10.2018 21:30:00 | 1.14951 | 1.05 | 10.10.2018 07:30:00 | 1.15077 | \$ -14033.76 |
| 2115 | Sell | 09.10.2018 21:50:00 | 1.15008 | 1.04 | 10.10.2018 07:40:00 | 1.15066 | \$ -6444.59 |
| 2114 | Sell | 09.10.2018 21:40:00 | 1.14982 | 1.04 | 10.10.2018 07:40:00 | 1.15067 | \$ -9404.87 |
| 2562 | Buy | 10.10.2018 22:15:00 | 1.31883 | 2.21 | 11.10.2018 00:05:00 | 1.31969 | \$ 17198.23 |
| 2561 | Buy | 10.10.2018 22:10:00 | 1.31925 | 2.23 | 11.10.2018 00:05:00 | 1.31951 | \$ 3254.69 |
| 2560 | Buy | 10.10.2018 22:05:00 | 1.31948 | 2.25 | 11.10.2018 00:05:00 | 1.31966 | \$ 1387.13 |
| 2559 | Buy | 10.10.2018 22:00:00 | 1.31972 | 2.27 | 11.10.2018 00:05:00 | 1.31957 | \$ -6494.18 |
| 2117 | Buy | 10.10.2018 22:55:00 | 1.15166 | 1.04 | 11.10.2018 00:15:00 | 1.1528 | \$ 10658.81 |
| 2116 | Buy | 10.10.2018 22:30:00 | 1.1519 | 1.05 | 11.10.2018 00:15:00 | 1.15278 | \$ 7884.56 |
| 3017 | Buy | 10.10.2018 21:45:00 | 129.727 | 3.14 | 11.10.2018 03:45:00 | 129.56 | \$ -60778.81 |
| 3016 | Buy | 10.10.2018 21:40:00 | 129.788 | 3.17 | 11.10.2018 03:45:00 | 129.553 | \$ -82917.28 |
| 3015 | Buy | 10.10.2018 21:35:00 | 129.835 | 3.21 | 11.10.2018 03:45:00 | 129.568 | \$ -94236.97 |
| 3014 | Buy | 10.10.2018 21:30:00 | 129.884 | 3.23 | 11.10.2018 03:45:00 | 129.556 | \$ -114529.02 |
| 1762 | Buy | 11.10.2018 21:45:00 | 111.891 | 0.37 | 11.10.2018 22:09:00 | 111.938 | \$ 1282.03 |
| 1760 | Buy | 11.10.2018 21:35:00 | 112.033 | 0.38 | 11.10.2018 22:36:00 | 112.052 | \$ 252.68 |
| 1761 | Buy | 11.10.2018 21:40:00 | 111.975 | 0.38 | 11.10.2018 22:36:00 | 112.054 | \$ 2532.68 |
| 2209 | Buy | 11.10.2018 22:00:00 | 0.71051 | 0.17 | 11.10.2018 23:02:00 | 0.71129 | \$ 1187.41 |
| 2302 | Sell | 11.10.2018 22:00:00 | 1.30494 | 0.15 | 11.10.2018 23:15:00 | 1.30245 | \$ 2799.49 |
| 1465 | Buy | 11.10.2018 22:00:00 | 0.98901 | 0.85 | 11.10.2018 23:29:00 | 0.98922 | \$ 2047.45 |
| 2564 | Sell | 11.10.2018 21:40:00 | 1.32366 | 2.25 | 12.10.2018 00:05:00 | 1.32246 | \$ 27717.4 |
| 2563 | Sell | 11.10.2018 21:30:00 | 1.32322 | 2.27 | 12.10.2018 00:05:00 | 1.32256 | \$ 15041.03 |
| 1759 | Buy | 11.10.2018 21:30:00 | 112.065 | 0.38 | 12.10.2018 03:15:00 | 112.174 | \$ 3606.18 |
| 2304 | Buy | 15.10.2018 00:05:00 | 1.30147 | 0.15 | 15.10.2018 03:05:00 | 1.30271 | \$ 1300.33 |
| 2303 | Buy | 15.10.2018 00:00:00 | 1.30166 | 0.15 | 15.10.2018 03:05:00 | 1.30271 | \$ 1072.7 |
| 2307 | Sell | 16.10.2018 22:30:00 | 1.29444 | 0.15 | 16.10.2018 23:40:00 | 1.29362 | \$ 797.67 |
| 2306 | Sell | 16.10.2018 22:25:00 | 1.29433 | 0.15 | 16.10.2018 23:40:00 | 1.29357 | \$ 725.75 |
| 2305 | Sell | 16.10.2018 22:00:00 | 1.29399 | 0.15 | 16.10.2018 23:40:00 | 1.2936 | \$ 282.23 |
| 2566 | Buy | 17.10.2018 00:25:00 | 1.31755 | 2.27 | 17.10.2018 03:10:00 | 1.31887 | \$ 31574.57 |
| 2565 | Buy | 17.10.2018 00:00:00 | 1.31781 | 2.28 | 17.10.2018 03:10:00 | 1.31892 | \$ 26668.31 |
| 1766 | Sell | 17.10.2018 23:30:00 | 112.649 | 0.37 | 18.10.2018 03:10:00 | 112.58 | \$ 1635.38 |
| 1765 | Sell | 17.10.2018 22:15:00 | 112.551 | 0.38 | 18.10.2018 03:10:00 | 112.59 | \$ -2424.42 |
| 1764 | Sell | 17.10.2018 22:10:00 | 112.527 | 0.38 | 18.10.2018 03:10:00 | 112.586 | \$ -3184.42 |
| 1763 | Sell | 17.10.2018 22:00:00 | 112.485 | 0.38 | 18.10.2018 03:10:00 | 112.589 | \$ -4894.42 |
| 2308 | Buy | 22.10.2018 00:01:00 | 1.30922 | 0.15 | 22.10.2018 03:01:00 | 1.30991 | \$ 641.4 |
| 1466 | Buy | 22.10.2018 00:30:00 | 0.99489 | 0.85 | 22.10.2018 03:30:00 | 0.99677 | \$ 18397.11 |
| 3021 | Buy | 22.10.2018 02:15:00 | 129.435 | 3.07 | 22.10.2018 06:35:00 | 129.685 | \$ 72776.38 |
| 3020 | Buy | 22.10.2018 01:55:00 | 129.459 | 3.1 | 22.10.2018 06:35:00 | 129.674 | \$ 62636.58 |
| 3019 | Buy | 22.10.2018 01:45:00 | 129.481 | 3.12 | 22.10.2018 06:35:00 | 129.679 | \$ 57736.54 |
| 3018 | Buy | 22.10.2018 01:30:00 | 129.489 | 3.15 | 22.10.2018 06:35:00 | 129.683 | \$ 57030.88 |
| 3023 | Sell | 23.10.2018 21:35:00 | 129.055 | 3.19 | 23.10.2018 23:18:00 | 128.997 | \$ 14385.37 |
| 1770 | Sell | 23.10.2018 22:00:00 | 112.463 | 0.37 | 24.10.2018 02:00:00 | 112.387 | \$ 2201.48 |
| 1769 | Sell | 23.10.2018 21:40:00 | 112.45 | 0.38 | 24.10.2018 02:00:00 | 112.386 | \$ 1804.98 |
| 1768 | Sell | 23.10.2018 21:35:00 | 112.417 | 0.38 | 24.10.2018 02:00:00 | 112.39 | \$ 398.98 |
| 1767 | Sell | 23.10.2018 21:30:00 | 112.348 | 0.38 | 24.10.2018 02:00:00 | 112.386 | \$ -2071.02 |

| | | | | | | | |
|------|------|---------------------|---------|------|---------------------|---------|--------------|
| 3022 | Sell | 23.10.2018 21:30:00 | 128.967 | 3.23 | 24.10.2018 02:00:00 | 128.899 | \$ 17077.82 |
| 1774 | Buy | 24.10.2018 23:05:00 | 112.105 | 0.37 | 25.10.2018 00:06:00 | 112.134 | \$ 421.78 |
| 2312 | Sell | 24.10.2018 22:35:00 | 1.30386 | 0.15 | 25.10.2018 00:50:00 | 1.30407 | \$ -570.69 |
| 2311 | Sell | 24.10.2018 22:30:00 | 1.30356 | 0.15 | 25.10.2018 00:50:00 | 1.30389 | \$ -714.53 |
| 2310 | Sell | 24.10.2018 22:10:00 | 1.30274 | 0.15 | 25.10.2018 00:50:00 | 1.30403 | \$ -1865.28 |
| 2309 | Sell | 24.10.2018 22:05:00 | 1.30256 | 0.15 | 25.10.2018 00:50:00 | 1.30394 | \$ -1973.16 |
| 1773 | Buy | 24.10.2018 22:55:00 | 112.14 | 0.38 | 25.10.2018 04:45:00 | 112.073 | \$ -3214.82 |
| 1772 | Buy | 24.10.2018 22:35:00 | 112.197 | 0.38 | 25.10.2018 04:45:00 | 112.066 | \$ -5646.82 |
| 1771 | Buy | 24.10.2018 22:30:00 | 112.253 | 0.38 | 25.10.2018 04:45:00 | 112.068 | \$ -7698.82 |
| 2118 | Sell | 24.10.2018 23:00:00 | 1.1399 | 1.07 | 25.10.2018 07:05:00 | 1.14091 | \$ -11656.9 |
| 2313 | Buy | 25.10.2018 23:00:00 | 1.30671 | 0.15 | 26.10.2018 03:05:00 | 1.30761 | \$ 850.81 |
| 2567 | Sell | 26.10.2018 02:15:00 | 1.28242 | 2.3 | 26.10.2018 03:25:00 | 1.28142 | \$ 24247.29 |
| 1467 | Buy | 26.10.2018 00:00:00 | 0.99882 | 0.85 | 26.10.2018 03:40:00 | 1.0001 | \$ 12522.98 |
| 1775 | Buy | 25.10.2018 23:30:00 | 112.451 | 0.38 | 26.10.2018 09:35:00 | 112.206 | \$ -9845.82 |
| 1776 | Buy | 25.10.2018 23:55:00 | 112.427 | 0.38 | 26.10.2018 09:55:00 | 112.23 | \$ -8021.82 |
| 1777 | Buy | 26.10.2018 00:00:00 | 112.416 | 0.37 | 26.10.2018 10:05:00 | 112.19 | \$ -8818.97 |
| 1778 | Buy | 26.10.2018 00:15:00 | 112.397 | 0.37 | 26.10.2018 10:20:00 | 112.122 | \$ -10631.97 |
| 1779 | Sell | 29.10.2018 00:30:00 | 111.964 | 0.37 | 29.10.2018 02:34:00 | 111.916 | \$ 1319.03 |
| 3027 | Buy | 29.10.2018 22:45:00 | 127.776 | 3.17 | 29.10.2018 23:34:00 | 127.849 | \$ 19090.53 |
| 3028 | Buy | 29.10.2018 23:50:00 | 127.826 | 3.19 | 30.10.2018 02:10:00 | 127.8 | \$ -13816.43 |
| 3026 | Buy | 29.10.2018 22:40:00 | 127.835 | 3.21 | 30.10.2018 02:10:00 | 127.803 | \$ -15829.41 |
| 3025 | Buy | 29.10.2018 22:35:00 | 127.86 | 3.24 | 30.10.2018 02:10:00 | 127.805 | \$ -23430.35 |
| 3024 | Buy | 29.10.2018 22:30:00 | 127.899 | 3.26 | 30.10.2018 02:10:00 | 127.8 | \$ -37919.96 |
| 1783 | Buy | 29.10.2018 22:45:00 | 112.209 | 0.36 | 30.10.2018 02:35:00 | 112.38 | \$ 5648.38 |
| 1782 | Buy | 29.10.2018 22:35:00 | 112.253 | 0.37 | 30.10.2018 02:35:00 | 112.383 | \$ 4288.28 |
| 1781 | Buy | 29.10.2018 21:35:00 | 112.339 | 0.37 | 30.10.2018 02:35:00 | 112.371 | \$ 662.28 |
| 1780 | Buy | 29.10.2018 21:30:00 | 112.365 | 0.37 | 30.10.2018 02:35:00 | 112.385 | \$ 218.28 |
| 2316 | Buy | 31.10.2018 00:00:00 | 1.31086 | 0.15 | 31.10.2018 01:30:00 | 1.31152 | \$ 605.46 |
| 2315 | Buy | 30.10.2018 23:20:00 | 1.31179 | 0.15 | 31.10.2018 01:30:00 | 1.31149 | \$ -586.85 |
| 2314 | Buy | 30.10.2018 23:05:00 | 1.31186 | 0.15 | 31.10.2018 01:30:00 | 1.31157 | \$ -574.86 |
| 2119 | Sell | 31.10.2018 23:00:00 | 1.13278 | 1.06 | 01.11.2018 00:00:00 | 1.1311 | \$ 18512.37 |
| 1784 | Buy | 31.10.2018 23:00:00 | 112.823 | 0.37 | 01.11.2018 00:02:00 | 112.863 | \$ 828.78 |
| 2570 | Buy | 02.11.2018 00:55:00 | 1.29942 | 2.27 | 02.11.2018 02:50:00 | 1.29992 | \$ 11960.06 |
| 2569 | Buy | 02.11.2018 00:25:00 | 1.29953 | 2.29 | 02.11.2018 02:50:00 | 1.30005 | \$ 12548.05 |
| 2568 | Buy | 01.11.2018 23:55:00 | 1.2997 | 2.3 | 02.11.2018 02:50:00 | 1.30008 | \$ 8228.26 |
| 3029 | Buy | 02.11.2018 01:30:00 | 128.396 | 3.23 | 02.11.2018 03:00:00 | 128.541 | \$ 42688.16 |
| 2574 | Sell | 05.11.2018 00:55:00 | 1.30092 | 2.25 | 05.11.2018 02:20:00 | 1.30002 | \$ 21348.16 |
| 2573 | Sell | 05.11.2018 00:40:00 | 1.30062 | 2.28 | 05.11.2018 02:20:00 | 1.29993 | \$ 16585.15 |
| 2572 | Sell | 05.11.2018 00:35:00 | 1.30044 | 2.29 | 05.11.2018 02:20:00 | 1.30001 | \$ 10381.0 |
| 2571 | Sell | 05.11.2018 00:30:00 | 1.3003 | 2.31 | 05.11.2018 02:20:00 | 1.29986 | \$ 10715.19 |
| 683 | Buy | 05.11.2018 00:55:00 | 0.87568 | 0.19 | 05.11.2018 04:20:00 | 0.87672 | \$ 2455.05 |
| 682 | Buy | 05.11.2018 00:30:00 | 0.87576 | 0.19 | 05.11.2018 04:20:00 | 0.87674 | \$ 2299.88 |
| 3030 | Sell | 05.11.2018 21:25:00 | 129.296 | 3.22 | 05.11.2018 22:25:00 | 129.208 | \$ 24172.25 |
| 3031 | Buy | 08.11.2018 00:00:00 | 129.669 | 3.22 | 08.11.2018 01:30:00 | 129.819 | \$ 44124.66 |
| 1785 | Sell | 07.11.2018 23:30:00 | 113.604 | 0.37 | 08.11.2018 01:40:00 | 113.582 | \$ -103.62 |
| 2575 | Buy | 08.11.2018 00:00:00 | 1.31229 | 2.33 | 08.11.2018 05:55:00 | 1.31283 | \$ 13258.28 |
| 2123 | Buy | 07.11.2018 23:50:00 | 1.14245 | 1.02 | 08.11.2018 07:20:00 | 1.14331 | \$ 7444.33 |
| 2122 | Buy | 07.11.2018 23:45:00 | 1.14352 | 1.04 | 08.11.2018 07:20:00 | 1.14325 | \$ -4793.38 |
| 2121 | Buy | 07.11.2018 23:30:00 | 1.14358 | 1.04 | 08.11.2018 07:20:00 | 1.14326 | \$ -5341.33 |
| 2120 | Buy | 07.11.2018 23:00:00 | 1.14383 | 1.05 | 08.11.2018 07:20:00 | 1.14321 | \$ -8712.01 |
| 3035 | Buy | 08.11.2018 21:45:00 | 129.486 | 3.12 | 08.11.2018 23:20:00 | 129.603 | \$ 32464.07 |
| 3034 | Buy | 08.11.2018 21:40:00 | 129.611 | 3.17 | 08.11.2018 23:20:00 | 129.607 | \$ -5376.38 |
| 3033 | Buy | 08.11.2018 21:35:00 | 129.643 | 3.2 | 08.11.2018 23:20:00 | 129.616 | \$ -12788.22 |
| 3032 | Buy | 08.11.2018 21:30:00 | 129.66 | 3.23 | 08.11.2018 23:20:00 | 129.616 | \$ -18399.86 |
| 2213 | Buy | 08.11.2018 21:50:00 | 0.72515 | 0.16 | 09.11.2018 00:25:00 | 0.72591 | \$ 1048.25 |
| 2212 | Buy | 08.11.2018 21:45:00 | 0.72542 | 0.16 | 09.11.2018 00:25:00 | 0.72584 | \$ 474.97 |
| 2211 | Buy | 08.11.2018 21:40:00 | 0.72624 | 0.16 | 09.11.2018 00:25:00 | 0.72585 | \$ -890.77 |
| 2210 | Buy | 08.11.2018 21:30:00 | 0.72641 | 0.16 | 09.11.2018 00:25:00 | 0.72584 | \$ -1194.28 |
| 2320 | Sell | 08.11.2018 21:50:00 | 1.31644 | 0.15 | 09.11.2018 01:10:00 | 1.31458 | \$ 1999.75 |
| 2319 | Sell | 08.11.2018 21:45:00 | 1.31382 | 0.15 | 09.11.2018 01:10:00 | 1.31467 | \$ -1248.73 |

| | | | | | | | |
|------|------|---------------------|---------|------|---------------------|---------|--------------|
| 2318 | Sell | 08.11.2018 21:40:00 | 1.31274 | 0.15 | 09.11.2018 01:10:00 | 1.3145 | \$ -2339.54 |
| 2317 | Sell | 08.11.2018 21:30:00 | 1.31246 | 0.15 | 09.11.2018 01:10:00 | 1.31452 | \$ -2699.14 |
| 2322 | Buy | 12.11.2018 02:15:00 | 1.31927 | 0.15 | 12.11.2018 07:05:00 | 1.31882 | \$ -724.38 |
| 2321 | Buy | 12.11.2018 02:00:00 | 1.31945 | 0.15 | 12.11.2018 07:05:00 | 1.31892 | \$ -820.22 |
| 3036 | Buy | 13.11.2018 21:25:00 | 128.215 | 3.26 | 13.11.2018 22:24:00 | 128.286 | \$ 18966.09 |
| 2576 | Buy | 13.11.2018 21:25:00 | 1.29511 | 2.33 | 13.11.2018 22:28:00 | 1.29561 | \$ 12276.18 |
| 687 | Sell | 13.11.2018 22:30:00 | 0.87012 | 0.19 | 14.11.2018 00:05:00 | 0.87087 | \$ -2204.77 |
| 686 | Sell | 13.11.2018 22:10:00 | 0.86997 | 0.19 | 14.11.2018 00:05:00 | 0.87087 | \$ -2593.11 |
| 685 | Sell | 13.11.2018 21:45:00 | 0.8698 | 0.2 | 14.11.2018 00:05:00 | 0.87085 | \$ -3138.36 |
| 684 | Sell | 13.11.2018 21:30:00 | 0.8696 | 0.2 | 14.11.2018 00:05:00 | 0.8707 | \$ -3274.62 |
| 2324 | Buy | 13.11.2018 23:55:00 | 1.32329 | 0.15 | 14.11.2018 06:30:00 | 1.32404 | \$ 671.11 |
| 2323 | Buy | 13.11.2018 23:30:00 | 1.32352 | 0.15 | 14.11.2018 06:30:00 | 1.32398 | \$ 323.67 |
| 1469 | Buy | 14.11.2018 22:15:00 | 1.0042 | 0.84 | 14.11.2018 23:20:00 | 1.00556 | \$ 13149.66 |
| 1468 | Buy | 14.11.2018 22:00:00 | 1.00454 | 0.85 | 14.11.2018 23:20:00 | 1.00557 | \$ 10075.43 |
| 2125 | Sell | 14.11.2018 22:15:00 | 1.13435 | 1.05 | 14.11.2018 23:20:00 | 1.13137 | \$ 32986.86 |
| 2124 | Sell | 14.11.2018 22:00:00 | 1.13389 | 1.06 | 14.11.2018 23:20:00 | 1.13143 | \$ 27490.1 |
| 2577 | Sell | 14.11.2018 22:00:00 | 1.30361 | 2.33 | 14.11.2018 23:25:00 | 1.30043 | \$ 78112.12 |
| 2578 | Sell | 14.11.2018 22:05:00 | 1.3048 | 2.31 | 14.11.2018 23:25:00 | 1.30052 | \$ 104229.61 |
| 2579 | Sell | 14.11.2018 22:15:00 | 1.30674 | 2.27 | 14.11.2018 23:25:00 | 1.30047 | \$ 150047.5 |
| 689 | Buy | 14.11.2018 22:05:00 | 0.86892 | 0.19 | 15.11.2018 00:00:00 | 0.86968 | \$ 1428.31 |
| 690 | Buy | 14.11.2018 22:15:00 | 0.86799 | 0.19 | 15.11.2018 00:00:00 | 0.86974 | \$ 3988.7 |
| 3037 | Sell | 14.11.2018 22:00:00 | 128.704 | 3.26 | 15.11.2018 01:01:00 | 128.545 | \$ 45457.24 |
| 3038 | Sell | 14.11.2018 22:05:00 | 128.719 | 3.23 | 15.11.2018 01:01:00 | 128.544 | \$ 50206.31 |
| 3039 | Sell | 14.11.2018 22:15:00 | 128.789 | 3.2 | 15.11.2018 01:01:00 | 128.557 | \$ 67978.18 |
| 2215 | Sell | 14.11.2018 22:15:00 | 0.72526 | 0.16 | 15.11.2018 01:50:00 | 0.72302 | \$ 3488.98 |
| 2214 | Sell | 14.11.2018 22:00:00 | 0.72458 | 0.16 | 15.11.2018 01:50:00 | 0.72294 | \$ 2476.98 |
| 2326 | Buy | 14.11.2018 22:05:00 | 1.32219 | 0.15 | 15.11.2018 01:50:00 | 1.32458 | \$ 2551.57 |
| 2325 | Buy | 14.11.2018 22:00:00 | 1.32249 | 0.15 | 15.11.2018 01:50:00 | 1.32446 | \$ 2048.39 |
| 688 | Buy | 14.11.2018 22:00:00 | 0.86987 | 0.19 | 15.11.2018 02:50:00 | 0.8716 | \$ 3936.98 |
| 3040 | Sell | 15.11.2018 21:25:00 | 128.864 | 3.3 | 15.11.2018 22:07:00 | 128.784 | \$ 22147.55 |
| 3041 | Sell | 15.11.2018 21:30:00 | 128.947 | 3.26 | 15.11.2018 22:07:00 | 128.775 | \$ 51868.03 |
| 3042 | Sell | 15.11.2018 21:35:00 | 128.986 | 3.23 | 15.11.2018 22:07:00 | 128.793 | \$ 58172.75 |
| 3043 | Sell | 15.11.2018 21:50:00 | 129.015 | 3.2 | 15.11.2018 22:07:00 | 128.792 | \$ 67231.49 |
| 2127 | Sell | 15.11.2018 21:35:00 | 1.13541 | 1.06 | 16.11.2018 01:10:00 | 1.13211 | \$ 36789.84 |
| 2126 | Sell | 15.11.2018 21:30:00 | 1.13502 | 1.07 | 16.11.2018 01:10:00 | 1.13214 | \$ 32399.21 |
| 691 | Buy | 15.11.2018 22:05:00 | 0.887 | 0.2 | 16.11.2018 08:10:00 | 0.88606 | \$ -2912.22 |
| 692 | Buy | 15.11.2018 22:30:00 | 0.8867 | 0.19 | 16.11.2018 08:35:00 | 0.88601 | \$ -2120.04 |
| 693 | Buy | 15.11.2018 23:05:00 | 0.8866 | 0.19 | 16.11.2018 09:10:00 | 0.88607 | \$ -1706.24 |
| 694 | Buy | 15.11.2018 23:50:00 | 0.88633 | 0.19 | 16.11.2018 09:40:00 | 0.88656 | \$ 259.32 |
| 2580 | Sell | 16.11.2018 02:30:00 | 1.27829 | 2.42 | 16.11.2018 11:05:00 | 1.27809 | \$ 5102.47 |
| 3045 | Buy | 19.11.2018 01:35:00 | 128.468 | 3.32 | 19.11.2018 02:52:00 | 128.599 | \$ 39226.63 |
| 2216 | Buy | 19.11.2018 00:30:00 | 0.7313 | 0.16 | 19.11.2018 03:25:00 | 0.73214 | \$ 1218.72 |
| 3044 | Buy | 19.11.2018 01:30:00 | 128.657 | 3.36 | 19.11.2018 09:05:00 | 128.619 | \$ -17090.47 |
| 695 | Buy | 20.11.2018 00:30:00 | 0.88962 | 0.19 | 20.11.2018 08:10:00 | 0.89069 | \$ 2532.64 |
| 2217 | Sell | 21.11.2018 02:30:00 | 0.72194 | 0.16 | 21.11.2018 07:25:00 | 0.7229 | \$ -1816.82 |
| 2327 | Sell | 23.11.2018 02:30:00 | 1.31983 | 0.15 | 23.11.2018 10:25:00 | 1.31941 | \$ 318.19 |
| 3046 | Sell | 26.11.2018 00:00:00 | 128.04 | 3.38 | 26.11.2018 01:40:00 | 127.937 | \$ 30486.08 |
| 2583 | Sell | 28.11.2018 00:20:00 | 1.27444 | 2.38 | 28.11.2018 03:10:00 | 1.27368 | \$ 19068.91 |
| 2582 | Sell | 28.11.2018 00:15:00 | 1.27428 | 2.4 | 28.11.2018 03:10:00 | 1.27376 | \$ 13156.79 |
| 2581 | Sell | 28.11.2018 00:00:00 | 1.27412 | 2.42 | 28.11.2018 03:10:00 | 1.27371 | \$ 10460.07 |
| 3047 | Sell | 28.11.2018 21:25:00 | 129.216 | 3.36 | 29.11.2018 00:55:00 | 129.154 | \$ 14242.07 |
| 2128 | Sell | 28.11.2018 21:25:00 | 1.13814 | 1.09 | 29.11.2018 02:15:00 | 1.13653 | \$ 18231.92 |
| 1470 | Buy | 28.11.2018 21:25:00 | 0.99285 | 0.85 | 29.11.2018 07:25:00 | 0.99173 | \$ -11008.8 |
| 1786 | Buy | 03.12.2018 00:00:00 | 113.67 | 0.37 | 03.12.2018 00:05:00 | 113.662 | \$ -752.97 |
| 2129 | Sell | 03.12.2018 00:30:00 | 1.13409 | 1.1 | 03.12.2018 01:32:00 | 1.13381 | \$ 3247.03 |
| 696 | Sell | 03.12.2018 00:30:00 | 0.89011 | 0.19 | 03.12.2018 02:05:00 | 0.88901 | \$ 2613.11 |
| 2329 | Buy | 03.12.2018 01:35:00 | 1.32527 | 0.15 | 03.12.2018 02:15:00 | 1.32649 | \$ 1276.36 |
| 2328 | Buy | 03.12.2018 00:30:00 | 1.32545 | 0.15 | 03.12.2018 02:15:00 | 1.32646 | \$ 1024.77 |
| 3051 | Sell | 03.12.2018 01:20:00 | 128.963 | 3.28 | 03.12.2018 03:00:00 | 128.742 | \$ 68258.11 |
| 3050 | Sell | 03.12.2018 01:15:00 | 128.932 | 3.31 | 03.12.2018 03:00:00 | 128.754 | \$ 54649.92 |

| | | | | | | | |
|------|------|---------------------|---------|------|---------------------|---------|--------------|
| 3049 | Sell | 03.12.2018 01:10:00 | 128.923 | 3.34 | 03.12.2018 03:00:00 | 128.738 | \$ 57484.21 |
| 3048 | Sell | 03.12.2018 00:30:00 | 128.901 | 3.37 | 03.12.2018 03:00:00 | 128.739 | \$ 50250.24 |
| 2218 | Sell | 03.12.2018 00:30:00 | 0.73617 | 0.16 | 03.12.2018 03:06:00 | 0.73596 | \$ 156.59 |
| 2219 | Sell | 03.12.2018 00:35:00 | 0.73644 | 0.16 | 03.12.2018 03:06:00 | 0.736 | \$ 544.53 |
| 2220 | Sell | 03.12.2018 01:30:00 | 0.73679 | 0.16 | 03.12.2018 03:06:00 | 0.73595 | \$ 1219.19 |
| 2221 | Sell | 03.12.2018 01:35:00 | 0.73715 | 0.16 | 03.12.2018 03:06:00 | 0.73606 | \$ 1640.86 |
| 2130 | Sell | 03.12.2018 01:35:00 | 1.13408 | 1.1 | 03.12.2018 11:40:00 | 1.13604 | \$ -22729.2 |
| 2131 | Sell | 03.12.2018 02:00:00 | 1.13421 | 1.09 | 03.12.2018 12:05:00 | 1.136 | \$ -20569.08 |
| 2330 | Sell | 03.12.2018 21:25:00 | 1.3217 | 0.15 | 03.12.2018 23:05:00 | 1.32083 | \$ 857.6 |
| 3052 | Sell | 05.12.2018 02:30:00 | 128.02 | 3.46 | 05.12.2018 05:50:00 | 127.948 | \$ 20482.61 |
| 1787 | Sell | 05.12.2018 02:30:00 | 112.867 | 0.37 | 05.12.2018 09:05:00 | 113.013 | \$ -5858.97 |
| 2587 | Buy | 05.12.2018 22:40:00 | 1.27284 | 2.37 | 06.12.2018 00:40:00 | 1.27344 | \$ 11950.14 |
| 2586 | Buy | 05.12.2018 22:35:00 | 1.27317 | 2.39 | 06.12.2018 00:40:00 | 1.27347 | \$ 4495.6 |
| 2585 | Buy | 05.12.2018 22:25:00 | 1.27328 | 2.41 | 06.12.2018 00:40:00 | 1.2734 | \$ -37.95 |
| 2584 | Buy | 05.12.2018 22:00:00 | 1.2736 | 2.43 | 06.12.2018 00:40:00 | 1.27344 | \$ -7207.98 |
| 2334 | Buy | 06.12.2018 00:00:00 | 1.33535 | 0.15 | 06.12.2018 01:35:00 | 1.33637 | \$ 1036.75 |
| 2333 | Buy | 05.12.2018 23:40:00 | 1.33564 | 0.15 | 06.12.2018 01:35:00 | 1.33647 | \$ 682.61 |
| 2332 | Buy | 05.12.2018 23:35:00 | 1.33641 | 0.15 | 06.12.2018 01:35:00 | 1.33646 | \$ -251.87 |
| 2331 | Buy | 05.12.2018 23:30:00 | 1.33657 | 0.15 | 06.12.2018 01:35:00 | 1.33644 | \$ -467.52 |
| 3055 | Buy | 06.12.2018 01:50:00 | 128.22 | 3.4 | 06.12.2018 09:10:00 | 128.015 | \$ -74059.48 |
| 3054 | Buy | 06.12.2018 01:40:00 | 128.237 | 3.43 | 06.12.2018 09:10:00 | 128.004 | \$ -84317.25 |
| 3053 | Buy | 06.12.2018 01:30:00 | 128.267 | 3.45 | 06.12.2018 09:10:00 | 128.007 | \$ -94125.45 |
| 3056 | Sell | 06.12.2018 23:00:00 | 128.286 | 3.39 | 07.12.2018 00:11:00 | 128.26 | \$ 3709.07 |
| 2336 | Buy | 06.12.2018 23:00:00 | 1.33708 | 0.15 | 07.12.2018 00:45:00 | 1.33882 | \$ 1857.18 |
| 2335 | Buy | 06.12.2018 21:25:00 | 1.33842 | 0.15 | 07.12.2018 00:45:00 | 1.33876 | \$ 179.91 |
| 1791 | Sell | 06.12.2018 22:40:00 | 112.739 | 0.36 | 07.12.2018 03:55:00 | 112.672 | \$ 1817.98 |
| 1790 | Sell | 06.12.2018 22:35:00 | 112.685 | 0.37 | 07.12.2018 03:55:00 | 112.684 | \$ -573.52 |
| 1789 | Sell | 06.12.2018 22:20:00 | 112.649 | 0.37 | 07.12.2018 03:55:00 | 112.678 | \$ -1683.52 |
| 1788 | Sell | 06.12.2018 22:00:00 | 112.63 | 0.37 | 07.12.2018 03:55:00 | 112.668 | \$ -2016.52 |
| 2132 | Buy | 06.12.2018 22:00:00 | 1.13729 | 1.09 | 07.12.2018 05:25:00 | 1.1378 | \$ 5216.92 |
| 2588 | Buy | 06.12.2018 22:00:00 | 1.27768 | 2.43 | 07.12.2018 08:05:00 | 1.27614 | \$ -40470.43 |
| 697 | Buy | 10.12.2018 00:00:00 | 0.89664 | 0.2 | 10.12.2018 00:05:00 | 0.89646 | \$ -737.04 |
| 2337 | Sell | 10.12.2018 00:00:00 | 1.33353 | 0.15 | 10.12.2018 02:02:00 | 1.33317 | \$ 246.27 |
| 2133 | Buy | 10.12.2018 00:00:00 | 1.13901 | 1.09 | 10.12.2018 02:55:00 | 1.14081 | \$ 20674.58 |
| 3058 | Buy | 10.12.2018 01:30:00 | 128.236 | 3.36 | 10.12.2018 02:59:00 | 128.281 | \$ 10811.0 |
| 3057 | Buy | 10.12.2018 00:00:00 | 128.279 | 3.39 | 10.12.2018 03:30:00 | 128.495 | \$ 68875.17 |
| 2589 | Sell | 11.12.2018 00:15:00 | 1.25505 | 2.42 | 11.12.2018 00:20:00 | 1.25514 | \$ -2296.11 |
| 700 | Buy | 11.12.2018 00:15:00 | 0.90289 | 0.19 | 11.12.2018 02:05:00 | 0.90413 | \$ 2972.31 |
| 699 | Buy | 10.12.2018 23:30:00 | 0.90384 | 0.19 | 11.12.2018 02:05:00 | 0.90415 | \$ 466.22 |
| 698 | Buy | 10.12.2018 22:00:00 | 0.90396 | 0.2 | 11.12.2018 02:05:00 | 0.9041 | \$ 27.96 |
| 1792 | Buy | 11.12.2018 02:30:00 | 113.148 | 0.37 | 11.12.2018 07:30:00 | 113.11 | \$ -1862.97 |
| 3060 | Sell | 11.12.2018 22:15:00 | 128.491 | 3.37 | 12.12.2018 00:00:00 | 128.269 | \$ 69732.48 |
| 3059 | Sell | 11.12.2018 22:00:00 | 128.441 | 3.4 | 12.12.2018 00:00:00 | 128.278 | \$ 50294.64 |
| 702 | Sell | 11.12.2018 23:10:00 | 0.90669 | 0.2 | 12.12.2018 02:20:00 | 0.90585 | \$ 2012.16 |
| 701 | Sell | 11.12.2018 23:00:00 | 0.90634 | 0.2 | 12.12.2018 02:20:00 | 0.90594 | \$ 813.1 |
| 2222 | Sell | 12.12.2018 02:30:00 | 0.72234 | 0.16 | 12.12.2018 04:45:00 | 0.72195 | \$ 460.19 |
| 2134 | Sell | 12.12.2018 02:30:00 | 1.13317 | 1.1 | 12.12.2018 04:55:00 | 1.13284 | \$ 3826.85 |
| 3061 | Sell | 12.12.2018 02:30:00 | 128.496 | 3.43 | 12.12.2018 04:55:00 | 128.514 | \$ -10581.76 |
| 2590 | Sell | 12.12.2018 02:30:00 | 1.25027 | 2.42 | 12.12.2018 08:30:00 | 1.25 | \$ 6888.34 |
| 703 | Sell | 12.12.2018 21:25:00 | 0.90037 | 0.2 | 12.12.2018 22:05:00 | 0.89908 | \$ 3268.42 |
| 2591 | Buy | 12.12.2018 21:25:00 | 1.26248 | 2.42 | 12.12.2018 22:15:00 | 1.26567 | \$ 81347.39 |
| 2340 | Sell | 12.12.2018 21:50:00 | 1.33601 | 0.15 | 12.12.2018 22:45:00 | 1.33414 | \$ 2056.3 |
| 2339 | Sell | 12.12.2018 21:35:00 | 1.33557 | 0.15 | 12.12.2018 22:45:00 | 1.33427 | \$ 1373.04 |
| 2338 | Sell | 12.12.2018 21:30:00 | 1.33518 | 0.15 | 12.12.2018 22:45:00 | 1.33417 | \$ 1025.42 |
| 2342 | Sell | 12.12.2018 23:05:00 | 1.3363 | 0.15 | 13.12.2018 03:22:00 | 1.33602 | \$ 16.68 |
| 2343 | Sell | 12.12.2018 23:10:00 | 1.33655 | 0.15 | 13.12.2018 03:22:00 | 1.33585 | \$ 520.12 |
| 2344 | Sell | 12.12.2018 23:20:00 | 1.33706 | 0.15 | 13.12.2018 03:22:00 | 1.33583 | \$ 1155.44 |
| 2341 | Sell | 12.12.2018 23:00:00 | 1.33571 | 0.15 | 13.12.2018 04:55:00 | 1.33552 | \$ -91.21 |
| 2593 | Buy | 13.12.2018 02:25:00 | 1.26229 | 2.42 | 13.12.2018 04:55:00 | 1.26241 | \$ 3060.09 |
| 2592 | Buy | 13.12.2018 02:00:00 | 1.26245 | 2.44 | 13.12.2018 04:55:00 | 1.26244 | \$ -257.12 |

| | | | | | | | |
|------|------|---------------------|---------|------|---------------------|---------|--------------|
| 704 | Sell | 13.12.2018 02:00:00 | 0.90077 | 0.2 | 13.12.2018 07:25:00 | 0.90065 | \$ 80.01 |
| 3062 | Sell | 17.12.2018 02:30:00 | 128.249 | 3.44 | 17.12.2018 06:30:00 | 128.332 | \$ -32964.21 |
| 2347 | Buy | 19.12.2018 02:25:00 | 1.345 | 0.15 | 19.12.2018 06:05:00 | 1.34574 | \$ 701.3 |
| 2346 | Buy | 19.12.2018 01:25:00 | 1.34562 | 0.15 | 19.12.2018 06:05:00 | 1.34588 | \$ 126.23 |
| 2345 | Buy | 18.12.2018 23:35:00 | 1.34601 | 0.15 | 19.12.2018 06:05:00 | 1.34579 | \$ -491.0 |
| 1794 | Sell | 19.12.2018 21:35:00 | 112.571 | 0.37 | 19.12.2018 21:49:00 | 112.454 | \$ 3872.03 |
| 1793 | Sell | 19.12.2018 21:30:00 | 112.482 | 0.37 | 19.12.2018 22:11:00 | 112.37 | \$ 3687.03 |
| 3063 | Buy | 19.12.2018 22:00:00 | 127.777 | 3.44 | 19.12.2018 22:17:00 | 127.92 | \$ 44796.57 |
| 3064 | Buy | 19.12.2018 22:05:00 | 127.744 | 3.41 | 19.12.2018 22:17:00 | 127.938 | \$ 61798.3 |
| 2351 | Sell | 19.12.2018 22:05:00 | 1.34964 | 0.15 | 19.12.2018 22:20:00 | 1.34939 | \$ 114.41 |
| 2137 | Buy | 19.12.2018 22:00:00 | 1.13726 | 1.08 | 19.12.2018 22:22:00 | 1.13767 | \$ 4666.0 |
| 2350 | Sell | 19.12.2018 22:00:00 | 1.34942 | 0.15 | 19.12.2018 22:40:00 | 1.34907 | \$ 234.29 |
| 2595 | Buy | 19.12.2018 21:35:00 | 1.26166 | 2.42 | 19.12.2018 22:45:00 | 1.2634 | \$ 44371.3 |
| 2594 | Buy | 19.12.2018 21:30:00 | 1.263 | 2.44 | 19.12.2018 22:45:00 | 1.2635 | \$ 12855.75 |
| 705 | Buy | 19.12.2018 22:00:00 | 0.90075 | 0.2 | 19.12.2018 23:35:00 | 0.90206 | \$ 3319.3 |
| 2349 | Sell | 19.12.2018 21:55:00 | 1.34878 | 0.15 | 19.12.2018 23:50:00 | 1.34775 | \$ 1049.39 |
| 2348 | Sell | 19.12.2018 21:45:00 | 1.34811 | 0.15 | 19.12.2018 23:50:00 | 1.3476 | \$ 426.08 |
| 1474 | Sell | 19.12.2018 22:30:00 | 0.99467 | 0.84 | 20.12.2018 00:32:00 | 0.99439 | \$ 1272.9 |
| 1473 | Sell | 19.12.2018 21:50:00 | 0.99427 | 0.85 | 20.12.2018 00:46:00 | 0.99402 | \$ 994.31 |
| 1795 | Sell | 19.12.2018 22:55:00 | 112.608 | 0.37 | 20.12.2018 01:31:00 | 112.471 | \$ 4151.38 |
| 1796 | Sell | 19.12.2018 23:25:00 | 112.652 | 0.37 | 20.12.2018 01:31:00 | 112.468 | \$ 5890.38 |
| 2136 | Buy | 19.12.2018 21:35:00 | 1.13752 | 1.09 | 20.12.2018 03:07:00 | 1.13775 | \$ 719.11 |
| 2135 | Buy | 19.12.2018 21:30:00 | 1.13906 | 1.1 | 20.12.2018 06:45:00 | 1.1385 | \$ -8431.38 |
| 1472 | Sell | 19.12.2018 21:35:00 | 0.99409 | 0.85 | 20.12.2018 07:15:00 | 0.99449 | \$ -5370.14 |
| 1471 | Sell | 19.12.2018 21:30:00 | 0.9938 | 0.86 | 20.12.2018 07:15:00 | 0.99459 | \$ -9296.91 |
| 2354 | Buy | 20.12.2018 22:25:00 | 1.34895 | 0.16 | 20.12.2018 23:50:00 | 1.35014 | \$ 1323.12 |
| 2353 | Buy | 20.12.2018 22:15:00 | 1.3493 | 0.16 | 20.12.2018 23:50:00 | 1.35011 | \$ 837.5 |
| 2352 | Buy | 20.12.2018 22:00:00 | 1.34945 | 0.16 | 20.12.2018 23:50:00 | 1.3501 | \$ 633.04 |
| 2596 | Buy | 21.12.2018 00:00:00 | 1.26534 | 2.46 | 21.12.2018 01:10:00 | 1.26651 | \$ 30329.03 |
| 1798 | Sell | 20.12.2018 23:15:00 | 111.302 | 0.38 | 21.12.2018 01:25:00 | 111.19 | \$ 3628.98 |
| 1797 | Sell | 20.12.2018 23:05:00 | 111.276 | 0.38 | 21.12.2018 01:25:00 | 111.171 | \$ 3362.98 |
| 2138 | Buy | 21.12.2018 00:00:00 | 1.14445 | 1.11 | 21.12.2018 01:40:00 | 1.14582 | \$ 16024.38 |
| 1800 | Buy | 24.12.2018 01:00:00 | 111.027 | 0.38 | 24.12.2018 01:45:00 | 111.172 | \$ 5040.68 |
| 1799 | Buy | 24.12.2018 00:40:00 | 111.047 | 0.38 | 24.12.2018 01:45:00 | 111.173 | \$ 4318.68 |
| 2600 | Sell | 24.12.2018 02:10:00 | 1.26507 | 2.41 | 24.12.2018 07:40:00 | 1.2666 | \$ -38872.62 |
| 2599 | Sell | 24.12.2018 02:05:00 | 1.26488 | 2.43 | 24.12.2018 07:40:00 | 1.2666 | \$ -44062.6 |
| 2598 | Sell | 24.12.2018 02:00:00 | 1.26482 | 2.45 | 24.12.2018 07:40:00 | 1.2665 | \$ -43392.11 |
| 2597 | Sell | 24.12.2018 00:50:00 | 1.26461 | 2.46 | 24.12.2018 07:40:00 | 1.2666 | \$ -51608.77 |
| 2355 | Buy | 24.12.2018 02:30:00 | 1.35856 | 0.16 | 24.12.2018 07:45:00 | 1.35764 | \$ -1373.3 |
| 2141 | Sell | 24.12.2018 02:20:00 | 1.13762 | 1.1 | 24.12.2018 08:20:00 | 1.13853 | \$ -10552.84 |
| 2140 | Sell | 24.12.2018 01:50:00 | 1.13737 | 1.11 | 24.12.2018 08:20:00 | 1.13853 | \$ -13574.27 |
| 2139 | Sell | 24.12.2018 01:30:00 | 1.13713 | 1.12 | 24.12.2018 08:20:00 | 1.13854 | \$ -16648.4 |
| 2226 | Sell | 24.12.2018 02:20:00 | 0.70557 | 0.17 | 24.12.2018 10:00:00 | 0.70581 | \$ -640.06 |
| 2225 | Sell | 24.12.2018 02:15:00 | 0.70539 | 0.17 | 24.12.2018 10:00:00 | 0.70586 | \$ -1052.24 |
| 2224 | Sell | 24.12.2018 01:40:00 | 0.70515 | 0.17 | 24.12.2018 10:00:00 | 0.70577 | \$ -1321.05 |
| 2223 | Sell | 24.12.2018 01:30:00 | 0.70492 | 0.17 | 24.12.2018 10:00:00 | 0.70572 | \$ -1643.63 |
| 2143 | Buy | 24.12.2018 21:40:00 | 1.13949 | 1.1 | 24.12.2018 23:00:00 | 1.14047 | \$ 11359.43 |
| 2142 | Buy | 24.12.2018 21:30:00 | 1.13983 | 1.11 | 24.12.2018 23:00:00 | 1.1406 | \$ 9006.41 |
| 2356 | Buy | 25.12.2018 00:06:00 | 1.35795 | 0.16 | 25.12.2018 01:25:00 | 1.3602 | \$ 2677.71 |
| 2357 | Buy | 26.12.2018 00:01:00 | 1.35913 | 0.16 | 26.12.2018 00:35:00 | 1.36054 | \$ 1604.26 |
| 2601 | Buy | 26.12.2018 00:05:00 | 1.26754 | 2.42 | 26.12.2018 01:15:00 | 1.269 | \$ 37231.1 |
| 1476 | Sell | 26.12.2018 01:00:00 | 0.98641 | 0.87 | 26.12.2018 01:52:00 | 0.98613 | \$ 2797.42 |
| 1475 | Sell | 26.12.2018 00:30:00 | 0.98626 | 0.87 | 26.12.2018 03:55:00 | 0.98701 | \$ -7525.09 |
| 3067 | Sell | 26.12.2018 01:50:00 | 126.068 | 3.45 | 26.12.2018 04:30:00 | 125.948 | \$ 37050.69 |
| 3066 | Sell | 26.12.2018 01:45:00 | 126.041 | 3.48 | 26.12.2018 04:30:00 | 125.952 | \$ 26585.74 |
| 3065 | Sell | 26.12.2018 01:40:00 | 125.913 | 3.52 | 26.12.2018 04:30:00 | 125.946 | \$ -16048.56 |
| 1802 | Sell | 26.12.2018 02:05:00 | 110.471 | 0.38 | 26.12.2018 04:46:00 | 110.441 | \$ 670.68 |
| 1801 | Sell | 26.12.2018 02:00:00 | 110.446 | 0.38 | 26.12.2018 07:05:00 | 110.343 | \$ 3444.68 |
| 706 | Buy | 26.12.2018 22:00:00 | 0.89736 | 0.2 | 27.12.2018 00:20:00 | 0.89744 | \$ -347.74 |
| 2358 | Buy | 26.12.2018 23:00:00 | 1.3569 | 0.16 | 27.12.2018 02:05:00 | 1.35846 | \$ 1660.99 |

| | | | | | | | |
|------|------|---------------------|---------|------|---------------------|---------|--------------|
| 1803 | Buy | 27.12.2018 01:30:00 | 111.179 | 0.38 | 27.12.2018 07:00:00 | 111.002 | \$ -7195.32 |
| 1478 | Buy | 27.12.2018 02:05:00 | 0.99393 | 0.86 | 27.12.2018 07:25:00 | 0.99271 | \$ -12093.19 |
| 1477 | Buy | 27.12.2018 02:00:00 | 0.99436 | 0.86 | 27.12.2018 07:25:00 | 0.9929 | \$ -14470.48 |
| 2604 | Sell | 27.12.2018 02:25:00 | 1.26522 | 2.39 | 27.12.2018 11:20:00 | 1.26498 | \$ 6047.07 |
| 2603 | Sell | 27.12.2018 02:20:00 | 1.26512 | 2.41 | 27.12.2018 11:20:00 | 1.26495 | \$ 4319.18 |
| 2602 | Sell | 27.12.2018 02:00:00 | 1.26478 | 2.43 | 27.12.2018 11:20:00 | 1.26511 | \$ -8453.87 |
| 2144 | Sell | 27.12.2018 02:30:00 | 1.13667 | 1.11 | 27.12.2018 12:35:00 | 1.13982 | \$ -36861.15 |
| 3071 | Sell | 27.12.2018 22:20:00 | 126.909 | 3.42 | 28.12.2018 00:06:00 | 126.863 | \$ 10628.81 |
| 3070 | Sell | 27.12.2018 22:15:00 | 126.894 | 3.45 | 28.12.2018 00:06:00 | 126.879 | \$ 28.01 |
| 3069 | Sell | 27.12.2018 22:10:00 | 126.862 | 3.48 | 28.12.2018 00:06:00 | 126.873 | \$ -9018.87 |
| 3068 | Sell | 27.12.2018 22:00:00 | 126.842 | 3.51 | 28.12.2018 00:06:00 | 126.878 | \$ -17871.13 |
| 1807 | Sell | 27.12.2018 22:25:00 | 110.905 | 0.37 | 28.12.2018 01:40:00 | 110.839 | \$ 1831.48 |
| 1806 | Sell | 27.12.2018 22:15:00 | 110.864 | 0.38 | 28.12.2018 01:40:00 | 110.842 | \$ 208.98 |
| 1805 | Sell | 27.12.2018 22:10:00 | 110.792 | 0.38 | 28.12.2018 01:40:00 | 110.85 | \$ -2831.02 |
| 1804 | Sell | 27.12.2018 22:00:00 | 110.739 | 0.38 | 28.12.2018 01:40:00 | 110.847 | \$ -4731.02 |
| 2145 | Buy | 28.12.2018 00:00:00 | 1.14286 | 1.1 | 28.12.2018 02:05:00 | 1.14359 | \$ 8461.61 |
| 3072 | Buy | 28.12.2018 02:00:00 | 126.77 | 3.51 | 28.12.2018 02:05:00 | 126.882 | \$ 34862.65 |
| 2362 | Buy | 27.12.2018 23:05:00 | 1.36122 | 0.16 | 28.12.2018 04:10:00 | 1.36217 | \$ 971.44 |
| 2361 | Buy | 27.12.2018 23:00:00 | 1.36173 | 0.16 | 28.12.2018 04:10:00 | 1.36206 | \$ 179.13 |
| 2360 | Buy | 27.12.2018 22:35:00 | 1.36205 | 0.16 | 28.12.2018 04:10:00 | 1.36204 | \$ -255.37 |
| 2359 | Buy | 27.12.2018 22:30:00 | 1.36235 | 0.16 | 28.12.2018 04:10:00 | 1.36217 | \$ -472.61 |
| 2227 | Sell | 27.12.2018 23:00:00 | 0.70335 | 0.17 | 28.12.2018 07:35:00 | 0.70453 | \$ -2357.05 |
| 2364 | Buy | 31.12.2018 01:20:00 | 1.36293 | 0.16 | 31.12.2018 03:35:00 | 1.36303 | \$ -69.82 |
| 2363 | Buy | 31.12.2018 01:00:00 | 1.36299 | 0.16 | 31.12.2018 03:35:00 | 1.36295 | \$ -248.73 |
| 3074 | Sell | 31.12.2018 02:30:00 | 126.369 | 3.5 | 31.12.2018 06:10:00 | 126.305 | \$ 17977.19 |
| 3073 | Sell | 31.12.2018 01:30:00 | 126.316 | 3.53 | 31.12.2018 06:10:00 | 126.3 | \$ 1188.76 |
| 2607 | Buy | 31.12.2018 21:35:00 | 1.27277 | 2.39 | 31.12.2018 22:00:00 | 1.27523 | \$ 61954.18 |
| 2606 | Buy | 31.12.2018 21:30:00 | 1.27313 | 2.41 | 31.12.2018 22:00:00 | 1.27519 | \$ 52314.48 |
| 2605 | Buy | 31.12.2018 21:25:00 | 1.27353 | 2.43 | 31.12.2018 22:00:00 | 1.2752 | \$ 42762.23 |
| 708 | Sell | 31.12.2018 21:30:00 | 0.89962 | 0.2 | 31.12.2018 23:31:00 | 0.89916 | \$ 1006.56 |
| 709 | Sell | 31.12.2018 21:35:00 | 0.89976 | 0.2 | 31.12.2018 23:31:00 | 0.89904 | \$ 1715.09 |
| 1480 | Buy | 31.12.2018 23:35:00 | 0.98095 | 0.87 | 02.01.2019 00:05:00 | 0.98128 | \$ 3274.04 |
| 1479 | Buy | 31.12.2018 23:30:00 | 0.98148 | 0.87 | 02.01.2019 00:05:00 | 0.9813 | \$ -1836.45 |
| 707 | Sell | 31.12.2018 21:25:00 | 0.89922 | 0.2 | 02.01.2019 00:06:00 | 0.89817 | \$ 2554.5 |
| 1808 | Sell | 02.01.2019 01:30:00 | 109.711 | 0.39 | 02.01.2019 02:10:00 | 109.622 | \$ 2989.32 |
| 3077 | Sell | 02.01.2019 01:20:00 | 125.836 | 3.49 | 02.01.2019 02:15:00 | 125.635 | \$ 65757.53 |
| 3076 | Sell | 02.01.2019 01:15:00 | 125.8 | 3.52 | 02.01.2019 02:15:00 | 125.632 | \$ 54707.59 |
| 3075 | Sell | 02.01.2019 01:00:00 | 125.773 | 3.55 | 02.01.2019 02:15:00 | 125.617 | \$ 50914.95 |
| 2611 | Sell | 02.01.2019 22:00:00 | 1.26117 | 2.4 | 03.01.2019 00:05:00 | 1.2601 | \$ 24682.84 |
| 2610 | Sell | 02.01.2019 21:55:00 | 1.26085 | 2.43 | 03.01.2019 00:05:00 | 1.26005 | \$ 18074.57 |
| 2609 | Sell | 02.01.2019 21:50:00 | 1.26025 | 2.45 | 03.01.2019 00:05:00 | 1.26009 | \$ 1693.0 |
| 2608 | Sell | 02.01.2019 21:45:00 | 1.2599 | 2.47 | 03.01.2019 00:05:00 | 1.25994 | \$ -3501.07 |
| 2148 | Sell | 02.01.2019 22:40:00 | 1.13468 | 1.11 | 03.01.2019 00:25:00 | 1.13338 | \$ 14938.85 |
| 2147 | Sell | 02.01.2019 22:25:00 | 1.13451 | 1.12 | 03.01.2019 00:25:00 | 1.13324 | \$ 14719.22 |
| 2146 | Sell | 02.01.2019 22:00:00 | 1.13429 | 1.13 | 03.01.2019 00:25:00 | 1.13327 | \$ 11872.44 |
| 2366 | Sell | 03.01.2019 00:45:00 | 1.36259 | 0.16 | 03.01.2019 00:51:00 | 1.36137 | \$ 1362.29 |
| 2367 | Sell | 03.01.2019 00:55:00 | 1.3638 | 0.16 | 03.01.2019 01:06:00 | 1.36308 | \$ 722.99 |
| 1484 | Buy | 03.01.2019 01:10:00 | 0.98627 | 0.87 | 03.01.2019 02:03:00 | 0.98805 | \$ 17827.93 |
| 2368 | Sell | 03.01.2019 01:20:00 | 1.36474 | 0.16 | 03.01.2019 03:02:00 | 1.36327 | \$ 1681.94 |
| 2369 | Sell | 03.01.2019 01:25:00 | 1.36504 | 0.16 | 03.01.2019 03:02:00 | 1.36324 | \$ 2103.88 |
| 2365 | Sell | 03.01.2019 00:40:00 | 1.36084 | 0.17 | 03.01.2019 03:55:00 | 1.3623 | \$ -2193.4 |
| 1483 | Buy | 03.01.2019 01:05:00 | 0.988 | 0.88 | 03.01.2019 09:55:00 | 0.98688 | \$ -11360.84 |
| 1482 | Buy | 03.01.2019 00:40:00 | 0.98844 | 0.9 | 03.01.2019 09:55:00 | 0.98694 | \$ -15558.17 |
| 1481 | Buy | 03.01.2019 00:30:00 | 0.98913 | 0.88 | 03.01.2019 09:55:00 | 0.98681 | \$ -23523.76 |
| 3080 | Buy | 03.01.2019 22:15:00 | 122.443 | 3.6 | 03.01.2019 22:41:00 | 122.514 | \$ 21152.34 |
| 1810 | Buy | 03.01.2019 23:25:00 | 107.48 | 0.39 | 03.01.2019 23:50:00 | 107.673 | \$ 7045.32 |
| 1809 | Buy | 03.01.2019 22:30:00 | 107.485 | 0.39 | 03.01.2019 23:50:00 | 107.663 | \$ 6460.32 |
| 3079 | Buy | 03.01.2019 22:10:00 | 122.532 | 3.64 | 03.01.2019 23:50:00 | 122.701 | \$ 57056.02 |
| 3078 | Buy | 03.01.2019 22:00:00 | 122.731 | 3.69 | 03.01.2019 23:50:00 | 122.707 | \$ -13384.66 |
| 1486 | Buy | 03.01.2019 23:35:00 | 0.98652 | 0.88 | 04.01.2019 01:15:00 | 0.98704 | \$ 5249.64 |

| | | | | | | | |
|------|------|---------------------|---------|------|---------------------|---------|---------------|
| 1485 | Buy | 03.01.2019 23:30:00 | 0.98693 | 0.88 | 04.01.2019 01:15:00 | 0.987 | \$ 688.55 |
| 2370 | Sell | 04.01.2019 00:00:00 | 1.34871 | 0.16 | 04.01.2019 02:13:00 | 1.34849 | \$ 83.69 |
| 2371 | Sell | 04.01.2019 00:15:00 | 1.34894 | 0.16 | 04.01.2019 02:14:00 | 1.34862 | \$ 211.55 |
| 2372 | Sell | 04.01.2019 00:25:00 | 1.34924 | 0.16 | 04.01.2019 02:14:00 | 1.3486 | \$ 620.7 |
| 2373 | Sell | 04.01.2019 02:30:00 | 1.34847 | 0.16 | 04.01.2019 03:45:00 | 1.348 | \$ 403.34 |
| 2228 | Buy | 07.01.2019 00:30:00 | 0.71114 | 0.17 | 07.01.2019 01:10:00 | 0.71247 | \$ 2172.73 |
| 2612 | Buy | 07.01.2019 00:04:00 | 1.27185 | 2.48 | 07.01.2019 02:26:00 | 1.27288 | \$ 26916.99 |
| 2613 | Buy | 07.01.2019 00:30:00 | 1.2717 | 2.46 | 07.01.2019 02:26:00 | 1.27289 | \$ 30847.48 |
| 710 | Sell | 07.01.2019 00:30:00 | 0.89611 | 0.21 | 07.01.2019 09:00:00 | 0.89557 | \$ 1285.8 |
| 3081 | Buy | 08.01.2019 00:30:00 | 124.643 | 3.65 | 08.01.2019 02:05:00 | 124.76 | \$ 38155.38 |
| 2229 | Sell | 09.01.2019 02:00:00 | 0.71637 | 0.17 | 09.01.2019 03:19:00 | 0.71554 | \$ 1277.48 |
| 2230 | Sell | 09.01.2019 02:15:00 | 0.71665 | 0.17 | 09.01.2019 03:19:00 | 0.71543 | \$ 1976.39 |
| 3084 | Sell | 09.01.2019 02:15:00 | 124.676 | 3.59 | 09.01.2019 03:19:00 | 124.629 | \$ 12397.02 |
| 2150 | Sell | 09.01.2019 02:15:00 | 1.14613 | 1.12 | 09.01.2019 04:30:00 | 1.14501 | \$ 13224.26 |
| 2149 | Sell | 09.01.2019 02:00:00 | 1.14577 | 1.13 | 09.01.2019 04:30:00 | 1.14506 | \$ 8458.09 |
| 2374 | Buy | 09.01.2019 02:00:00 | 1.32443 | 0.16 | 09.01.2019 08:05:00 | 1.32331 | \$ -1628.88 |
| 3083 | Sell | 09.01.2019 02:00:00 | 124.597 | 3.63 | 09.01.2019 08:15:00 | 124.681 | \$ -35015.13 |
| 3082 | Sell | 09.01.2019 01:30:00 | 124.576 | 3.66 | 09.01.2019 08:15:00 | 124.691 | \$ -46649.48 |
| 2617 | Sell | 09.01.2019 02:00:00 | 1.27381 | 2.43 | 09.01.2019 10:00:00 | 1.27321 | \$ 15370.68 |
| 2616 | Sell | 09.01.2019 01:55:00 | 1.27359 | 2.45 | 09.01.2019 10:00:00 | 1.27325 | \$ 8781.74 |
| 2615 | Sell | 09.01.2019 01:45:00 | 1.27334 | 2.47 | 09.01.2019 10:00:00 | 1.27321 | \$ 3385.14 |
| 2614 | Sell | 09.01.2019 01:30:00 | 1.27294 | 2.49 | 09.01.2019 10:00:00 | 1.27312 | \$ -4725.06 |
| 1812 | Sell | 10.01.2019 01:35:00 | 108.22 | 0.39 | 10.01.2019 03:00:00 | 108.014 | \$ 7552.32 |
| 1811 | Sell | 10.01.2019 01:30:00 | 108.203 | 0.39 | 10.01.2019 03:00:00 | 108.024 | \$ 6499.32 |
| 1813 | Buy | 11.01.2019 02:00:00 | 108.279 | 0.4 | 11.01.2019 02:55:00 | 108.408 | \$ 4665.97 |
| 2151 | Sell | 11.01.2019 02:30:00 | 1.15132 | 1.14 | 11.01.2019 07:55:00 | 1.15221 | \$ -10696.22 |
| 2618 | Buy | 14.01.2019 00:00:00 | 1.2852 | 2.5 | 14.01.2019 00:05:00 | 1.28549 | \$ 7639.69 |
| 711 | Sell | 14.01.2019 02:30:00 | 0.89207 | 0.21 | 14.01.2019 08:50:00 | 0.89313 | \$ -3292.44 |
| 2622 | Buy | 14.01.2019 22:05:00 | 1.28625 | 2.44 | 15.01.2019 01:20:00 | 1.28782 | \$ 39325.78 |
| 2621 | Buy | 14.01.2019 22:00:00 | 1.28655 | 2.46 | 15.01.2019 01:20:00 | 1.28788 | \$ 33426.79 |
| 2620 | Buy | 14.01.2019 21:55:00 | 1.28665 | 2.48 | 15.01.2019 01:20:00 | 1.28787 | \$ 30823.92 |
| 2619 | Buy | 14.01.2019 21:25:00 | 1.28689 | 2.5 | 15.01.2019 01:20:00 | 1.28788 | \$ 25013.44 |
| 3085 | Sell | 15.01.2019 02:30:00 | 124.315 | 3.65 | 15.01.2019 10:15:00 | 124.508 | \$ -74982.5 |
| 1487 | Buy | 15.01.2019 23:00:00 | 0.98736 | 0.87 | 16.01.2019 00:25:00 | 0.98796 | \$ 5991.63 |
| 2153 | Sell | 15.01.2019 22:50:00 | 1.14145 | 1.13 | 16.01.2019 00:30:00 | 1.14071 | \$ 8722.6 |
| 2152 | Sell | 15.01.2019 22:45:00 | 1.14119 | 1.14 | 16.01.2019 00:30:00 | 1.14082 | \$ 4353.04 |
| 3089 | Sell | 15.01.2019 22:30:00 | 123.908 | 3.54 | 16.01.2019 00:50:00 | 123.93 | \$ -12964.01 |
| 3088 | Sell | 15.01.2019 22:10:00 | 123.889 | 3.57 | 16.01.2019 00:50:00 | 123.932 | \$ -20570.23 |
| 3087 | Sell | 15.01.2019 22:05:00 | 123.84 | 3.61 | 16.01.2019 00:50:00 | 123.928 | \$ -37043.69 |
| 3086 | Sell | 15.01.2019 22:00:00 | 123.785 | 3.64 | 16.01.2019 00:50:00 | 123.928 | \$ -57369.6 |
| 715 | Buy | 15.01.2019 22:45:00 | 0.88641 | 0.2 | 16.01.2019 02:05:00 | 0.8873 | \$ 2069.73 |
| 714 | Buy | 15.01.2019 22:25:00 | 0.8871 | 0.2 | 16.01.2019 02:05:00 | 0.88745 | \$ 599.65 |
| 713 | Buy | 15.01.2019 22:20:00 | 0.88771 | 0.2 | 16.01.2019 02:05:00 | 0.88741 | \$ -1169.89 |
| 712 | Buy | 15.01.2019 22:00:00 | 0.88833 | 0.21 | 16.01.2019 02:05:00 | 0.88728 | \$ -3372.27 |
| 2626 | Sell | 15.01.2019 22:20:00 | 1.28605 | 2.44 | 16.01.2019 02:05:00 | 1.28519 | \$ 21312.09 |
| 2625 | Sell | 15.01.2019 22:10:00 | 1.28454 | 2.49 | 16.01.2019 02:05:00 | 1.28532 | \$ -21301.73 |
| 2624 | Sell | 15.01.2019 22:05:00 | 1.28371 | 2.51 | 16.01.2019 02:05:00 | 1.28514 | \$ -38672.59 |
| 2623 | Sell | 15.01.2019 22:00:00 | 1.28333 | 2.53 | 16.01.2019 02:05:00 | 1.28534 | \$ -54450.51 |
| 3090 | Sell | 17.01.2019 22:35:00 | 124.476 | 3.59 | 18.01.2019 00:02:00 | 124.444 | \$ 6218.89 |
| 1814 | Sell | 17.01.2019 22:30:00 | 109.266 | 0.39 | 18.01.2019 01:05:00 | 109.151 | \$ 3841.47 |
| 2628 | Buy | 18.01.2019 02:30:00 | 1.2976 | 2.49 | 18.01.2019 03:55:00 | 1.29842 | \$ 21515.47 |
| 2627 | Buy | 18.01.2019 01:30:00 | 1.29808 | 2.51 | 18.01.2019 03:55:00 | 1.29841 | \$ 8728.21 |
| 716 | Sell | 18.01.2019 02:30:00 | 0.87764 | 0.2 | 18.01.2019 04:00:00 | 0.87748 | \$ 189.01 |
| 2629 | Buy | 22.01.2019 23:00:00 | 1.29519 | 2.52 | 23.01.2019 00:10:00 | 1.2961 | \$ 23089.18 |
| 2630 | Buy | 23.01.2019 22:10:00 | 1.30622 | 2.52 | 23.01.2019 23:00:00 | 1.30717 | \$ 25226.78 |
| 2632 | Sell | 24.01.2019 21:35:00 | 1.30465 | 2.51 | 25.01.2019 07:35:00 | 1.31332 | \$ -230251.48 |
| 2631 | Sell | 24.01.2019 21:30:00 | 1.30434 | 2.53 | 25.01.2019 07:35:00 | 1.3135 | \$ -245155.45 |
| 2633 | Sell | 24.01.2019 21:45:00 | 1.3049 | 2.49 | 25.01.2019 07:45:00 | 1.31335 | \$ -222641.74 |
| 2634 | Sell | 24.01.2019 21:50:00 | 1.30492 | 2.47 | 25.01.2019 07:55:00 | 1.31373 | \$ -230227.65 |
| 2155 | Sell | 25.01.2019 02:30:00 | 1.13151 | 1.14 | 25.01.2019 08:50:00 | 1.13171 | \$ -2403.64 |

| | | | | | | | |
|------|------|---------------------|---------|------|---------------------|---------|---------------|
| 2154 | Sell | 25.01.2019 02:00:00 | 1.13129 | 1.15 | 25.01.2019 08:50:00 | 1.13163 | \$ -4122.04 |
| 3094 | Sell | 25.01.2019 02:30:00 | 124.047 | 3.51 | 25.01.2019 10:10:00 | 124.247 | \$ -74554.47 |
| 3093 | Sell | 25.01.2019 02:15:00 | 124.041 | 3.54 | 25.01.2019 10:10:00 | 124.249 | \$ -78023.41 |
| 3092 | Sell | 25.01.2019 02:10:00 | 123.995 | 3.57 | 25.01.2019 10:10:00 | 124.231 | \$ -88678.8 |
| 3091 | Sell | 25.01.2019 02:00:00 | 123.972 | 3.6 | 25.01.2019 10:10:00 | 124.246 | \$ -103103.42 |
| 3095 | Buy | 28.01.2019 00:05:00 | 124.916 | 3.48 | 28.01.2019 01:05:00 | 125.007 | \$ 27321.06 |
| 2156 | Buy | 28.01.2019 00:00:00 | 1.13996 | 1.14 | 28.01.2019 02:10:00 | 1.14168 | \$ 20661.93 |
| 3098 | Buy | 28.01.2019 02:30:00 | 124.826 | 3.43 | 28.01.2019 03:50:00 | 124.91 | \$ 24530.67 |
| 3097 | Buy | 28.01.2019 02:10:00 | 124.854 | 3.46 | 28.01.2019 03:50:00 | 124.908 | \$ 14364.09 |
| 3096 | Buy | 28.01.2019 02:00:00 | 124.873 | 3.49 | 28.01.2019 03:50:00 | 124.92 | \$ 12044.93 |
| 2635 | Buy | 28.01.2019 02:30:00 | 1.31996 | 2.3 | 28.01.2019 05:45:00 | 1.31982 | \$ -3393.07 |
| 718 | Sell | 29.01.2019 22:05:00 | 0.87436 | 0.2 | 29.01.2019 22:22:00 | 0.87412 | \$ 407.02 |
| 2637 | Buy | 29.01.2019 22:05:00 | 1.30724 | 2.26 | 29.01.2019 22:22:00 | 1.3084 | \$ 27625.11 |
| 2638 | Buy | 29.01.2019 22:35:00 | 1.30883 | 2.28 | 29.01.2019 22:41:00 | 1.30934 | \$ 12253.0 |
| 2640 | Buy | 29.01.2019 22:50:00 | 1.30593 | 2.24 | 29.01.2019 23:06:00 | 1.30666 | \$ 17230.92 |
| 721 | Sell | 29.01.2019 22:45:00 | 0.87461 | 0.2 | 30.01.2019 00:50:00 | 0.87445 | \$ 159.07 |
| 720 | Sell | 29.01.2019 22:35:00 | 0.87342 | 0.2 | 30.01.2019 00:50:00 | 0.87448 | \$ -3165.61 |
| 719 | Sell | 29.01.2019 22:25:00 | 0.87315 | 0.2 | 30.01.2019 00:50:00 | 0.87434 | \$ -3519.88 |
| 717 | Sell | 29.01.2019 22:00:00 | 0.8725 | 0.2 | 30.01.2019 00:50:00 | 0.87438 | \$ -5400.22 |
| 2641 | Buy | 29.01.2019 23:25:00 | 1.30653 | 2.25 | 30.01.2019 00:50:00 | 1.30771 | \$ 27016.88 |
| 2639 | Buy | 29.01.2019 22:45:00 | 1.30729 | 2.27 | 30.01.2019 00:50:00 | 1.30762 | \$ 6924.92 |
| 2636 | Buy | 29.01.2019 22:00:00 | 1.30994 | 2.3 | 30.01.2019 00:50:00 | 1.30753 | \$ -59390.88 |
| 2643 | Sell | 30.01.2019 21:35:00 | 1.31249 | 2.28 | 30.01.2019 22:25:00 | 1.31156 | \$ 22353.9 |
| 2644 | Sell | 30.01.2019 21:40:00 | 1.31371 | 2.25 | 30.01.2019 22:25:00 | 1.31173 | \$ 46965.95 |
| 2645 | Sell | 30.01.2019 21:45:00 | 1.3144 | 2.22 | 30.01.2019 22:25:00 | 1.31163 | \$ 64828.82 |
| 1818 | Buy | 30.01.2019 21:45:00 | 108.815 | 0.39 | 30.01.2019 22:40:00 | 108.868 | \$ 1585.32 |
| 722 | Sell | 30.01.2019 22:00:00 | 0.87606 | 0.2 | 31.01.2019 00:00:00 | 0.87517 | \$ 2088.53 |
| 1491 | Buy | 30.01.2019 21:45:00 | 0.99339 | 0.85 | 31.01.2019 00:03:00 | 0.99381 | \$ 4068.14 |
| 2642 | Sell | 30.01.2019 21:30:00 | 1.31109 | 2.3 | 31.01.2019 00:05:00 | 1.31011 | \$ 21472.13 |
| 1817 | Buy | 30.01.2019 21:40:00 | 108.86 | 0.39 | 31.01.2019 01:00:00 | 109.057 | \$ 6996.57 |
| 1816 | Buy | 30.01.2019 21:35:00 | 108.942 | 0.39 | 31.01.2019 01:00:00 | 109.07 | \$ 4305.57 |
| 1815 | Buy | 30.01.2019 21:30:00 | 109.131 | 0.4 | 31.01.2019 01:00:00 | 109.062 | \$ -3464.03 |
| 2159 | Sell | 30.01.2019 21:40:00 | 1.14932 | 1.11 | 31.01.2019 01:36:00 | 1.14871 | \$ 6864.5 |
| 2160 | Sell | 30.01.2019 21:45:00 | 1.14986 | 1.1 | 31.01.2019 01:36:00 | 1.14876 | \$ 12484.97 |
| 1488 | Buy | 30.01.2019 21:30:00 | 0.99544 | 0.87 | 31.01.2019 07:30:00 | 0.9923 | \$ -31509.38 |
| 1489 | Buy | 30.01.2019 21:35:00 | 0.99447 | 0.87 | 31.01.2019 07:35:00 | 0.99251 | \$ -19685.1 |
| 2157 | Sell | 30.01.2019 21:30:00 | 1.147 | 1.14 | 31.01.2019 07:35:00 | 1.15037 | \$ -40782.5 |
| 1490 | Buy | 30.01.2019 21:40:00 | 0.99378 | 0.86 | 31.01.2019 07:40:00 | 0.99247 | \$ -13020.33 |
| 2158 | Sell | 30.01.2019 21:35:00 | 1.14845 | 1.13 | 31.01.2019 07:40:00 | 1.15053 | \$ -25057.24 |
| 1492 | Buy | 31.01.2019 00:30:00 | 0.99352 | 0.85 | 31.01.2019 08:15:00 | 0.99296 | \$ -5491.02 |
| 2375 | Buy | 31.01.2019 22:00:00 | 1.31302 | 0.16 | 01.02.2019 03:30:00 | 1.31314 | \$ -89.24 |
| 3099 | Sell | 01.02.2019 02:30:00 | 124.704 | 3.51 | 01.02.2019 03:30:00 | 124.544 | \$ 51782.75 |
| 3102 | Buy | 04.02.2019 02:00:00 | 125.353 | 3.45 | 04.02.2019 02:05:00 | 125.486 | \$ 41560.05 |
| 3101 | Buy | 04.02.2019 01:45:00 | 125.388 | 3.48 | 04.02.2019 02:05:00 | 125.486 | \$ 29740.74 |
| 3100 | Buy | 04.02.2019 00:05:00 | 125.408 | 3.5 | 04.02.2019 02:05:00 | 125.504 | \$ 29210.47 |
| 2376 | Sell | 04.02.2019 00:00:00 | 1.30897 | 0.16 | 04.02.2019 02:30:00 | 1.30874 | \$ 96.47 |
| 3103 | Buy | 04.02.2019 21:25:00 | 125.588 | 3.53 | 05.02.2019 00:30:00 | 125.609 | \$ 1380.65 |
| 2378 | Buy | 05.02.2019 00:00:00 | 1.31093 | 0.16 | 05.02.2019 01:00:00 | 1.31208 | \$ 1271.99 |
| 2377 | Buy | 04.02.2019 23:00:00 | 1.31141 | 0.16 | 05.02.2019 01:00:00 | 1.31205 | \$ 575.28 |
| 2646 | Sell | 05.02.2019 22:00:00 | 1.29563 | 2.34 | 05.02.2019 23:35:00 | 1.29518 | \$ 11101.04 |
| 1819 | Sell | 06.02.2019 21:25:00 | 109.995 | 0.39 | 07.02.2019 00:55:00 | 109.956 | \$ 553.77 |
| 2648 | Buy | 07.02.2019 23:00:00 | 1.29486 | 2.33 | 08.02.2019 03:00:00 | 1.29527 | \$ 9072.16 |
| 2647 | Buy | 07.02.2019 22:00:00 | 1.29541 | 2.35 | 08.02.2019 03:00:00 | 1.29536 | \$ -2241.02 |
| 1493 | Sell | 11.02.2019 00:30:00 | 1.00519 | 0.85 | 11.02.2019 06:14:00 | 1.00019 | \$ 48948.84 |
| 2379 | Buy | 14.02.2019 21:45:00 | 1.32787 | 0.16 | 14.02.2019 22:55:00 | 1.32887 | \$ 1080.31 |
| 2380 | Buy | 19.02.2019 21:30:00 | 1.32105 | 0.16 | 19.02.2019 23:10:00 | 1.32142 | \$ 275.22 |
| 2651 | Buy | 20.02.2019 01:50:00 | 1.30571 | 2.31 | 20.02.2019 02:10:00 | 1.30637 | \$ 16065.47 |
| 2650 | Buy | 20.02.2019 00:05:00 | 1.30609 | 2.33 | 20.02.2019 02:10:00 | 1.30641 | \$ 7856.76 |
| 2649 | Buy | 19.02.2019 23:45:00 | 1.30612 | 2.35 | 20.02.2019 02:10:00 | 1.30645 | \$ 7168.97 |
| 1494 | Sell | 20.02.2019 21:30:00 | 1.00045 | 0.85 | 21.02.2019 00:15:00 | 1.0002 | \$ 994.31 |

| | | | | | | | |
|------|------|---------------------|---------|------|---------------------|---------|--------------|
| 2164 | Buy | 20.02.2019 23:30:00 | 1.13363 | 1.09 | 21.02.2019 00:25:00 | 1.1344 | \$ 6921.48 |
| 2163 | Buy | 20.02.2019 23:10:00 | 1.1338 | 1.1 | 21.02.2019 00:25:00 | 1.13438 | \$ 4782.65 |
| 2162 | Buy | 20.02.2019 23:00:00 | 1.13404 | 1.11 | 21.02.2019 00:25:00 | 1.13452 | \$ 3656.47 |
| 2161 | Buy | 20.02.2019 21:30:00 | 1.13424 | 1.12 | 21.02.2019 00:25:00 | 1.1344 | \$ -87.24 |
| 2382 | Sell | 20.02.2019 23:30:00 | 1.3177 | 0.16 | 21.02.2019 01:50:00 | 1.31729 | \$ 184.0 |
| 2381 | Sell | 20.02.2019 23:00:00 | 1.31757 | 0.16 | 21.02.2019 01:50:00 | 1.31719 | \$ 145.64 |
| 2232 | Sell | 22.02.2019 02:00:00 | 0.71073 | 0.17 | 22.02.2019 03:20:00 | 0.70993 | \$ 1223.71 |
| 2231 | Sell | 21.02.2019 23:00:00 | 0.70996 | 0.17 | 22.02.2019 03:20:00 | 0.70979 | \$ 62.27 |
| 3107 | Sell | 25.02.2019 02:30:00 | 125.694 | 3.43 | 25.02.2019 04:00:00 | 125.56 | \$ 41650.35 |
| 3106 | Sell | 25.02.2019 02:25:00 | 125.668 | 3.46 | 25.02.2019 04:00:00 | 125.567 | \$ 30597.61 |
| 3105 | Sell | 25.02.2019 01:45:00 | 125.646 | 3.5 | 25.02.2019 04:00:00 | 125.566 | \$ 23602.6 |
| 3104 | Sell | 25.02.2019 01:30:00 | 125.613 | 3.53 | 25.02.2019 04:00:00 | 125.556 | \$ 15686.83 |
| 723 | Buy | 26.02.2019 00:30:00 | 0.86525 | 0.2 | 26.02.2019 06:55:00 | 0.86509 | \$ -682.6 |
| 2386 | Buy | 26.02.2019 22:20:00 | 1.3157 | 0.16 | 27.02.2019 00:00:00 | 1.31621 | \$ 409.15 |
| 2653 | Buy | 26.02.2019 23:45:00 | 1.32504 | 2.34 | 27.02.2019 01:05:00 | 1.3259 | \$ 20207.08 |
| 2652 | Buy | 26.02.2019 23:00:00 | 1.32551 | 2.36 | 27.02.2019 01:05:00 | 1.3257 | \$ 3717.88 |
| 2385 | Buy | 26.02.2019 22:15:00 | 1.3159 | 0.16 | 27.02.2019 02:02:00 | 1.3161 | \$ 12.99 |
| 2167 | Sell | 26.02.2019 21:40:00 | 1.13991 | 1.1 | 27.02.2019 02:35:00 | 1.1388 | \$ 12781.74 |
| 2166 | Sell | 26.02.2019 21:35:00 | 1.13965 | 1.11 | 27.02.2019 02:35:00 | 1.13883 | \$ 9504.38 |
| 2165 | Sell | 26.02.2019 21:30:00 | 1.13907 | 1.12 | 27.02.2019 02:35:00 | 1.13882 | \$ 2859.79 |
| 2384 | Buy | 26.02.2019 22:05:00 | 1.31676 | 0.16 | 27.02.2019 02:35:00 | 1.31715 | \$ 255.8 |
| 2383 | Buy | 26.02.2019 22:00:00 | 1.31691 | 0.16 | 27.02.2019 02:35:00 | 1.31731 | \$ 268.58 |
| 1820 | Buy | 28.02.2019 02:00:00 | 110.855 | 0.39 | 28.02.2019 07:10:00 | 110.907 | \$ 1546.32 |
| 2387 | Buy | 28.02.2019 22:00:00 | 1.31411 | 0.16 | 28.02.2019 23:00:00 | 1.31583 | \$ 2000.41 |
| 3108 | Buy | 01.03.2019 00:00:00 | 126.644 | 3.53 | 01.03.2019 01:45:00 | 126.694 | \$ 13179.36 |
| 2389 | Buy | 04.03.2019 01:10:00 | 1.32765 | 0.16 | 04.03.2019 01:45:00 | 1.32842 | \$ 786.39 |
| 2388 | Buy | 04.03.2019 00:35:00 | 1.32784 | 0.16 | 04.03.2019 01:45:00 | 1.32835 | \$ 454.13 |
| 2235 | Sell | 04.03.2019 01:10:00 | 0.71045 | 0.17 | 04.03.2019 02:35:00 | 0.70901 | \$ 2370.65 |
| 2234 | Sell | 04.03.2019 01:05:00 | 0.71024 | 0.17 | 04.03.2019 02:35:00 | 0.70915 | \$ 1743.42 |
| 2233 | Sell | 04.03.2019 00:35:00 | 0.70997 | 0.17 | 04.03.2019 02:35:00 | 0.70909 | \$ 1367.08 |
| 2655 | Sell | 04.03.2019 01:50:00 | 1.32377 | 2.34 | 04.03.2019 07:25:00 | 1.32334 | \$ 10607.66 |
| 2654 | Sell | 04.03.2019 01:30:00 | 1.32362 | 2.36 | 04.03.2019 07:25:00 | 1.32338 | \$ 5971.16 |
| 2168 | Sell | 04.03.2019 23:00:00 | 1.13431 | 1.12 | 05.03.2019 00:25:00 | 1.13355 | \$ 8881.56 |
| 3111 | Sell | 04.03.2019 23:20:00 | 126.722 | 3.47 | 05.03.2019 00:25:00 | 126.635 | \$ 25017.87 |
| 3110 | Sell | 04.03.2019 23:05:00 | 126.702 | 3.5 | 05.03.2019 00:25:00 | 126.637 | \$ 17534.79 |
| 3109 | Sell | 04.03.2019 23:00:00 | 126.688 | 3.53 | 05.03.2019 00:25:00 | 126.636 | \$ 13096.62 |
| 2392 | Buy | 05.03.2019 00:00:00 | 1.33031 | 0.16 | 05.03.2019 01:00:00 | 1.33113 | \$ 850.28 |
| 2391 | Buy | 04.03.2019 23:05:00 | 1.33086 | 0.16 | 05.03.2019 01:00:00 | 1.33112 | \$ 89.67 |
| 2390 | Buy | 04.03.2019 23:00:00 | 1.33093 | 0.16 | 05.03.2019 01:00:00 | 1.331 | \$ -153.14 |
| 2657 | Sell | 05.03.2019 21:30:00 | 1.31789 | 2.35 | 06.03.2019 00:30:00 | 1.31734 | \$ 12845.93 |
| 2656 | Sell | 05.03.2019 21:25:00 | 1.31771 | 2.37 | 06.03.2019 00:30:00 | 1.3172 | \$ 11955.84 |
| 724 | Buy | 05.03.2019 21:30:00 | 0.85791 | 0.2 | 06.03.2019 00:35:00 | 0.85833 | \$ 790.22 |
| 2395 | Buy | 06.03.2019 22:05:00 | 1.34208 | 0.16 | 06.03.2019 23:00:00 | 1.34339 | \$ 1476.47 |
| 2394 | Buy | 06.03.2019 22:00:00 | 1.3422 | 0.16 | 06.03.2019 23:00:00 | 1.34337 | \$ 1297.56 |
| 2393 | Buy | 06.03.2019 21:30:00 | 1.34252 | 0.16 | 06.03.2019 23:00:00 | 1.34334 | \$ 850.28 |
| 2658 | Sell | 06.03.2019 21:30:00 | 1.31714 | 2.37 | 07.03.2019 04:00:00 | 1.31748 | \$ -10854.91 |
| 3113 | Sell | 07.03.2019 23:40:00 | 124.967 | 3.57 | 08.03.2019 01:27:00 | 124.953 | \$ -259.18 |
| 1495 | Buy | 08.03.2019 00:30:00 | 1.01078 | 0.85 | 08.03.2019 02:05:00 | 1.01139 | \$ 5963.54 |
| 2169 | Sell | 08.03.2019 01:30:00 | 1.11976 | 1.14 | 08.03.2019 02:10:00 | 1.11875 | \$ 12138.41 |
| 3116 | Sell | 08.03.2019 01:40:00 | 124.964 | 3.51 | 08.03.2019 02:45:00 | 124.818 | \$ 46859.38 |
| 3115 | Sell | 08.03.2019 01:35:00 | 124.953 | 3.54 | 08.03.2019 02:45:00 | 124.808 | \$ 46906.35 |
| 3114 | Sell | 08.03.2019 01:30:00 | 124.94 | 3.57 | 08.03.2019 02:45:00 | 124.806 | \$ 43377.39 |
| 3112 | Sell | 07.03.2019 23:30:00 | 124.931 | 3.6 | 08.03.2019 02:45:00 | 124.817 | \$ 35739.61 |
| 2661 | Sell | 08.03.2019 01:40:00 | 1.30908 | 2.33 | 08.03.2019 07:45:00 | 1.3087 | \$ 9334.16 |
| 2660 | Sell | 08.03.2019 01:35:00 | 1.30899 | 2.35 | 08.03.2019 07:45:00 | 1.30887 | \$ 2972.93 |
| 2659 | Sell | 08.03.2019 01:30:00 | 1.30885 | 2.37 | 08.03.2019 07:45:00 | 1.30876 | \$ 2248.67 |
| 725 | Buy | 11.03.2019 00:01:00 | 0.86597 | 0.2 | 11.03.2019 00:05:00 | 0.86582 | \$ -655.37 |
| 2396 | Sell | 11.03.2019 01:30:00 | 1.34257 | 0.16 | 11.03.2019 09:05:00 | 1.34245 | \$ -44.18 |
| 726 | Sell | 11.03.2019 23:00:00 | 0.85609 | 0.2 | 12.03.2019 00:20:00 | 0.85443 | \$ 4246.77 |
| 2662 | Sell | 12.03.2019 22:30:00 | 1.31226 | 2.37 | 12.03.2019 22:40:00 | 1.30951 | \$ 68709.44 |

| | | | | | | | |
|------|------|---------------------|---------|------|---------------------|---------|---------------|
| 727 | Buy | 12.03.2019 22:30:00 | 0.86104 | 0.2 | 12.03.2019 23:00:00 | 0.86371 | \$ 7021.74 |
| 2663 | Sell | 13.03.2019 02:00:00 | 1.30774 | 2.39 | 13.03.2019 02:35:00 | 1.30686 | \$ 22172.56 |
| 728 | Buy | 13.03.2019 00:02:00 | 0.86297 | 0.2 | 13.03.2019 02:40:00 | 0.86359 | \$ 1440.86 |
| 729 | Sell | 13.03.2019 22:00:00 | 0.85684 | 0.2 | 13.03.2019 22:20:00 | 0.85449 | \$ 6157.07 |
| 1821 | Buy | 13.03.2019 22:00:00 | 111.04 | 0.39 | 14.03.2019 02:13:00 | 111.21 | \$ 5943.57 |
| 1822 | Buy | 13.03.2019 22:15:00 | 111.013 | 0.39 | 14.03.2019 02:13:00 | 111.197 | \$ 6489.57 |
| 733 | Sell | 14.03.2019 22:20:00 | 0.85491 | 0.2 | 14.03.2019 23:50:00 | 0.85387 | \$ 2587.14 |
| 732 | Sell | 14.03.2019 22:10:00 | 0.85446 | 0.2 | 14.03.2019 23:50:00 | 0.85398 | \$ 1061.05 |
| 731 | Sell | 14.03.2019 22:05:00 | 0.8539 | 0.2 | 14.03.2019 23:50:00 | 0.8539 | \$ -247.01 |
| 730 | Sell | 14.03.2019 22:00:00 | 0.85375 | 0.2 | 14.03.2019 23:50:00 | 0.85402 | \$ -982.79 |
| 2664 | Sell | 15.03.2019 01:00:00 | 1.32594 | 2.4 | 15.03.2019 02:34:00 | 1.32565 | \$ 7337.44 |
| 2665 | Sell | 15.03.2019 01:20:00 | 1.32614 | 2.38 | 15.03.2019 02:34:00 | 1.32573 | \$ 10287.18 |
| 2666 | Sell | 15.03.2019 01:30:00 | 1.32645 | 2.36 | 15.03.2019 02:34:00 | 1.32559 | \$ 21396.65 |
| 2669 | Sell | 18.03.2019 23:00:00 | 1.32588 | 2.37 | 19.03.2019 00:30:00 | 1.32501 | \$ 20950.53 |
| 2668 | Sell | 18.03.2019 22:45:00 | 1.32535 | 2.39 | 19.03.2019 00:30:00 | 1.32497 | \$ 8781.24 |
| 2667 | Sell | 18.03.2019 22:00:00 | 1.32525 | 2.41 | 19.03.2019 00:30:00 | 1.32501 | \$ 5297.75 |
| 2399 | Buy | 18.03.2019 23:45:00 | 1.33316 | 0.16 | 19.03.2019 01:35:00 | 1.33409 | \$ 945.87 |
| 2398 | Buy | 18.03.2019 23:40:00 | 1.33349 | 0.16 | 19.03.2019 01:35:00 | 1.33406 | \$ 485.83 |
| 2397 | Buy | 18.03.2019 23:30:00 | 1.33376 | 0.16 | 19.03.2019 01:35:00 | 1.33397 | \$ 25.77 |
| 734 | Buy | 18.03.2019 22:00:00 | 0.85541 | 0.2 | 19.03.2019 06:55:00 | 0.85471 | \$ -2258.85 |
| 2403 | Sell | 19.03.2019 23:40:00 | 1.33233 | 0.16 | 20.03.2019 05:20:00 | 1.33283 | \$ -884.45 |
| 2402 | Sell | 19.03.2019 22:45:00 | 1.332 | 0.16 | 20.03.2019 05:20:00 | 1.33278 | \$ -1242.46 |
| 2401 | Sell | 19.03.2019 22:40:00 | 1.33179 | 0.16 | 20.03.2019 05:20:00 | 1.33281 | \$ -1549.33 |
| 2400 | Sell | 19.03.2019 22:30:00 | 1.33156 | 0.16 | 20.03.2019 05:20:00 | 1.33278 | \$ -1805.05 |
| 2405 | Buy | 20.03.2019 21:35:00 | 1.32596 | 0.16 | 20.03.2019 21:50:00 | 1.32621 | \$ 121.87 |
| 2404 | Buy | 20.03.2019 21:30:00 | 1.32661 | 0.16 | 20.03.2019 21:59:00 | 1.32718 | \$ 530.81 |
| 2171 | Sell | 20.03.2019 21:35:00 | 1.14384 | 1.12 | 20.03.2019 22:35:00 | 1.14309 | \$ 8855.53 |
| 2172 | Sell | 20.03.2019 21:40:00 | 1.14412 | 1.11 | 20.03.2019 22:35:00 | 1.143 | \$ 13106.19 |
| 2173 | Sell | 20.03.2019 21:50:00 | 1.14434 | 1.1 | 20.03.2019 22:35:00 | 1.14302 | \$ 15307.42 |
| 2670 | Sell | 20.03.2019 21:30:00 | 1.32395 | 2.41 | 20.03.2019 22:37:00 | 1.32078 | \$ 80540.0 |
| 2671 | Sell | 20.03.2019 21:35:00 | 1.32463 | 2.39 | 20.03.2019 22:37:00 | 1.3208 | \$ 96501.05 |
| 2672 | Sell | 20.03.2019 21:40:00 | 1.32484 | 2.38 | 20.03.2019 22:37:00 | 1.32084 | \$ 100362.69 |
| 2170 | Sell | 20.03.2019 21:30:00 | 1.14268 | 1.13 | 21.03.2019 00:31:00 | 1.14217 | \$ 5796.91 |
| 1825 | Buy | 20.03.2019 21:50:00 | 110.656 | 0.39 | 21.03.2019 01:50:00 | 110.745 | \$ 2784.57 |
| 1824 | Buy | 20.03.2019 21:35:00 | 110.7 | 0.39 | 21.03.2019 01:50:00 | 110.741 | \$ 912.57 |
| 1823 | Buy | 20.03.2019 21:30:00 | 110.795 | 0.39 | 21.03.2019 01:50:00 | 110.728 | \$ -3299.43 |
| 3118 | Buy | 21.03.2019 00:05:00 | 126.289 | 3.57 | 21.03.2019 03:30:00 | 126.541 | \$ 85455.2 |
| 3117 | Buy | 21.03.2019 00:00:00 | 126.376 | 3.6 | 21.03.2019 03:30:00 | 126.543 | \$ 55570.82 |
| 2673 | Sell | 21.03.2019 21:30:00 | 1.30875 | 2.48 | 21.03.2019 21:42:00 | 1.30757 | \$ 30850.99 |
| 2409 | Buy | 22.03.2019 00:30:00 | 1.33541 | 0.16 | 22.03.2019 00:48:00 | 1.3358 | \$ 300.78 |
| 3122 | Sell | 21.03.2019 23:45:00 | 126.014 | 3.56 | 22.03.2019 02:05:00 | 126.006 | \$ -2432.23 |
| 3121 | Sell | 21.03.2019 23:25:00 | 125.993 | 3.59 | 22.03.2019 02:05:00 | 126.013 | \$ -12503.47 |
| 3120 | Sell | 21.03.2019 23:15:00 | 125.963 | 3.63 | 22.03.2019 02:05:00 | 126.008 | \$ -21716.95 |
| 3119 | Sell | 21.03.2019 23:00:00 | 125.946 | 3.65 | 22.03.2019 02:05:00 | 126.007 | \$ -27676.38 |
| 2408 | Buy | 22.03.2019 00:00:00 | 1.33615 | 0.16 | 22.03.2019 03:00:00 | 1.33694 | \$ 811.94 |
| 2407 | Buy | 21.03.2019 23:55:00 | 1.33687 | 0.16 | 22.03.2019 03:00:00 | 1.33702 | \$ -50.9 |
| 2406 | Buy | 21.03.2019 23:30:00 | 1.33719 | 0.16 | 22.03.2019 03:00:00 | 1.33695 | \$ -549.29 |
| 1496 | Buy | 22.03.2019 00:30:00 | 0.99139 | 0.86 | 22.03.2019 03:10:00 | 0.99241 | \$ 10094.9 |
| 2177 | Sell | 21.03.2019 23:45:00 | 1.13736 | 1.12 | 22.03.2019 03:10:00 | 1.13719 | \$ 1915.21 |
| 2176 | Sell | 21.03.2019 23:35:00 | 1.1371 | 1.13 | 22.03.2019 03:10:00 | 1.13708 | \$ 145.38 |
| 2175 | Sell | 21.03.2019 23:25:00 | 1.13685 | 1.14 | 22.03.2019 03:10:00 | 1.13707 | \$ -2737.71 |
| 2174 | Sell | 21.03.2019 23:00:00 | 1.13666 | 1.15 | 22.03.2019 03:10:00 | 1.13726 | \$ -7368.7 |
| 735 | Buy | 21.03.2019 21:30:00 | 0.86816 | 0.2 | 22.03.2019 07:35:00 | 0.86599 | \$ -6260.74 |
| 738 | Buy | 22.03.2019 00:10:00 | 0.86694 | 0.2 | 22.03.2019 07:40:00 | 0.86599 | \$ -2833.27 |
| 737 | Buy | 21.03.2019 23:20:00 | 0.86748 | 0.2 | 22.03.2019 07:40:00 | 0.86594 | \$ -4545.64 |
| 736 | Buy | 21.03.2019 23:00:00 | 0.86775 | 0.2 | 22.03.2019 07:40:00 | 0.86594 | \$ -5280.69 |
| 2677 | Sell | 21.03.2019 23:20:00 | 1.31045 | 2.42 | 22.03.2019 07:55:00 | 1.31344 | \$ -77085.22 |
| 2676 | Sell | 21.03.2019 22:55:00 | 1.30973 | 2.45 | 22.03.2019 07:55:00 | 1.31339 | \$ -95345.99 |
| 2675 | Sell | 21.03.2019 22:50:00 | 1.30935 | 2.47 | 22.03.2019 07:55:00 | 1.31347 | \$ -108102.49 |
| 2674 | Sell | 21.03.2019 22:40:00 | 1.30879 | 2.49 | 22.03.2019 07:55:00 | 1.31347 | \$ -123678.0 |

| | | | | | | | |
|------|------|---------------------|---------|------|---------------------|---------|---------------|
| 3126 | Sell | 25.03.2019 02:30:00 | 124.384 | 3.59 | 25.03.2019 03:30:00 | 124.189 | \$ 65539.65 |
| 3125 | Sell | 25.03.2019 02:25:00 | 124.364 | 3.62 | 25.03.2019 03:30:00 | 124.191 | \$ 58123.99 |
| 3124 | Sell | 25.03.2019 02:20:00 | 124.347 | 3.65 | 25.03.2019 03:30:00 | 124.2 | \$ 49116.52 |
| 3123 | Sell | 25.03.2019 01:10:00 | 124.305 | 3.68 | 25.03.2019 03:30:00 | 124.187 | \$ 38849.8 |
| 1826 | Sell | 25.03.2019 02:30:00 | 110.108 | 0.4 | 25.03.2019 03:40:00 | 109.93 | \$ 6625.97 |
| 2678 | Buy | 26.03.2019 23:00:00 | 1.31999 | 2.39 | 27.03.2019 01:05:00 | 1.32105 | \$ 25675.78 |
| 3128 | Buy | 26.03.2019 21:30:00 | 124.552 | 3.7 | 27.03.2019 01:20:00 | 124.577 | \$ 2965.29 |
| 1827 | Buy | 27.03.2019 01:30:00 | 110.479 | 0.4 | 27.03.2019 07:30:00 | 110.589 | \$ 3905.97 |
| 3127 | Buy | 26.03.2019 21:25:00 | 124.612 | 3.74 | 27.03.2019 07:30:00 | 124.48 | \$ -55722.45 |
| 2412 | Buy | 27.03.2019 21:55:00 | 1.34007 | 0.16 | 27.03.2019 23:55:00 | 1.34117 | \$ 1208.11 |
| 2411 | Buy | 27.03.2019 21:45:00 | 1.34022 | 0.16 | 27.03.2019 23:55:00 | 1.34119 | \$ 1041.97 |
| 2410 | Buy | 27.03.2019 21:30:00 | 1.34038 | 0.16 | 27.03.2019 23:55:00 | 1.34121 | \$ 863.06 |
| 2679 | Buy | 28.03.2019 00:00:00 | 1.31865 | 2.4 | 28.03.2019 00:24:00 | 1.31995 | \$ 32877.0 |
| 739 | Sell | 28.03.2019 00:00:00 | 0.85239 | 0.2 | 28.03.2019 00:34:00 | 0.85209 | \$ 570.53 |
| 2682 | Buy | 28.03.2019 00:55:00 | 1.31644 | 2.35 | 28.03.2019 01:45:00 | 1.31693 | \$ 12133.94 |
| 2683 | Buy | 28.03.2019 01:00:00 | 1.31597 | 2.33 | 28.03.2019 01:45:00 | 1.31695 | \$ 24061.33 |
| 2685 | Buy | 28.03.2019 02:25:00 | 1.31465 | 2.32 | 28.03.2019 05:10:00 | 1.31839 | \$ 91431.78 |
| 2684 | Buy | 28.03.2019 01:55:00 | 1.31528 | 2.35 | 28.03.2019 05:10:00 | 1.31849 | \$ 79489.63 |
| 2681 | Buy | 28.03.2019 00:50:00 | 1.31709 | 2.38 | 28.03.2019 05:10:00 | 1.31848 | \$ 34860.16 |
| 2680 | Buy | 28.03.2019 00:45:00 | 1.31914 | 2.41 | 28.03.2019 05:10:00 | 1.31847 | \$ -17014.9 |
| 743 | Sell | 28.03.2019 00:55:00 | 0.8546 | 0.2 | 28.03.2019 08:10:00 | 0.85285 | \$ 4521.98 |
| 742 | Sell | 28.03.2019 00:50:00 | 0.85435 | 0.2 | 28.03.2019 08:10:00 | 0.8529 | \$ 3704.44 |
| 741 | Sell | 28.03.2019 00:45:00 | 0.85279 | 0.2 | 28.03.2019 08:10:00 | 0.85271 | \$ -29.0 |
| 740 | Sell | 28.03.2019 00:40:00 | 0.85223 | 0.2 | 28.03.2019 08:10:00 | 0.85288 | \$ -2018.35 |
| 2687 | Sell | 29.03.2019 02:00:00 | 1.30559 | 2.44 | 29.03.2019 11:00:00 | 1.30248 | \$ 79999.19 |
| 2686 | Sell | 29.03.2019 01:40:00 | 1.30521 | 2.46 | 29.03.2019 11:00:00 | 1.30247 | \$ 71059.32 |
| 2688 | Sell | 01.04.2019 00:00:00 | 1.30377 | 2.5 | 01.04.2019 01:00:00 | 1.30356 | \$ 5534.71 |
| 2689 | Sell | 01.04.2019 00:05:00 | 1.30404 | 2.48 | 01.04.2019 01:00:00 | 1.30356 | \$ 12549.55 |
| 744 | Buy | 01.04.2019 00:00:00 | 0.86064 | 0.2 | 01.04.2019 03:10:00 | 0.86231 | \$ 4299.37 |
| 748 | Sell | 02.04.2019 00:00:00 | 0.85578 | 0.2 | 02.04.2019 05:50:00 | 0.85725 | \$ -4252.97 |
| 747 | Sell | 01.04.2019 22:55:00 | 0.85492 | 0.2 | 02.04.2019 05:50:00 | 0.85715 | \$ -6354.02 |
| 746 | Sell | 01.04.2019 22:45:00 | 0.85473 | 0.2 | 02.04.2019 05:50:00 | 0.85719 | \$ -6980.81 |
| 745 | Sell | 01.04.2019 22:30:00 | 0.85455 | 0.2 | 02.04.2019 05:50:00 | 0.8572 | \$ -7498.58 |
| 2693 | Buy | 02.04.2019 00:00:00 | 1.31009 | 2.42 | 02.04.2019 05:55:00 | 1.30705 | \$ -77522.28 |
| 2692 | Buy | 01.04.2019 22:55:00 | 1.31138 | 2.47 | 02.04.2019 05:55:00 | 1.30707 | \$ -113233.13 |
| 2691 | Buy | 01.04.2019 22:45:00 | 1.31145 | 2.49 | 02.04.2019 05:55:00 | 1.30687 | \$ -121234.35 |
| 2690 | Buy | 01.04.2019 22:30:00 | 1.31165 | 2.5 | 02.04.2019 05:55:00 | 1.30694 | \$ -125145.93 |
| 750 | Buy | 02.04.2019 22:55:00 | 0.85306 | 0.2 | 03.04.2019 00:50:00 | 0.85337 | \$ 490.76 |
| 749 | Buy | 02.04.2019 21:30:00 | 0.85327 | 0.2 | 03.04.2019 00:50:00 | 0.85335 | \$ -135.39 |
| 2414 | Buy | 02.04.2019 23:10:00 | 1.33338 | 0.16 | 03.04.2019 02:00:00 | 1.3341 | \$ 677.51 |
| 2413 | Buy | 02.04.2019 23:00:00 | 1.33357 | 0.16 | 03.04.2019 02:00:00 | 1.33399 | \$ 294.14 |
| 2697 | Sell | 02.04.2019 23:00:00 | 1.31287 | 2.33 | 03.04.2019 07:30:00 | 1.3134 | \$ -13792.05 |
| 2696 | Sell | 02.04.2019 22:50:00 | 1.31273 | 2.36 | 03.04.2019 07:30:00 | 1.31355 | \$ -21184.78 |
| 2695 | Sell | 02.04.2019 22:45:00 | 1.3124 | 2.38 | 03.04.2019 07:30:00 | 1.3134 | \$ -25880.63 |
| 2694 | Sell | 02.04.2019 21:35:00 | 1.31201 | 2.39 | 03.04.2019 07:30:00 | 1.31353 | \$ -39091.35 |
| 2415 | Sell | 03.04.2019 22:00:00 | 1.33395 | 0.16 | 04.04.2019 00:45:00 | 1.33373 | \$ -58.94 |
| 2700 | Sell | 04.04.2019 23:00:00 | 1.3082 | 2.33 | 05.04.2019 00:30:00 | 1.30663 | \$ 37791.42 |
| 2699 | Sell | 04.04.2019 22:55:00 | 1.30793 | 2.35 | 05.04.2019 00:30:00 | 1.30649 | \$ 34895.14 |
| 2698 | Sell | 04.04.2019 22:30:00 | 1.30753 | 2.37 | 05.04.2019 00:30:00 | 1.3066 | \$ 22449.64 |
| 2701 | Sell | 09.04.2019 22:30:00 | 1.30604 | 2.39 | 10.04.2019 00:04:00 | 1.30413 | \$ 47331.27 |
| 751 | Buy | 09.04.2019 22:30:00 | 0.86269 | 0.2 | 10.04.2019 03:05:00 | 0.86301 | \$ 517.98 |
| 2702 | Buy | 10.04.2019 21:30:00 | 1.30864 | 2.4 | 10.04.2019 23:03:00 | 1.30903 | \$ 9863.1 |
| 2703 | Buy | 10.04.2019 21:55:00 | 1.30846 | 2.39 | 10.04.2019 23:03:00 | 1.30904 | \$ 14607.08 |
| 2704 | Buy | 10.04.2019 22:00:00 | 1.30829 | 2.37 | 10.04.2019 23:03:00 | 1.30909 | \$ 19979.1 |
| 753 | Sell | 10.04.2019 21:55:00 | 0.86137 | 0.2 | 11.04.2019 00:10:00 | 0.86004 | \$ 3287.58 |
| 752 | Sell | 10.04.2019 21:30:00 | 0.86101 | 0.2 | 11.04.2019 00:10:00 | 0.85995 | \$ 2551.8 |
| 2705 | Buy | 15.04.2019 00:04:00 | 1.30739 | 2.42 | 15.04.2019 03:00:00 | 1.3082 | \$ 20655.61 |
| 2416 | Buy | 19.04.2019 00:00:00 | 1.33703 | 0.16 | 19.04.2019 02:36:00 | 1.33737 | \$ 236.88 |
| 1497 | Buy | 23.04.2019 21:25:00 | 1.02034 | 0.85 | 24.04.2019 00:35:00 | 1.02029 | \$ -509.76 |
| 2178 | Sell | 23.04.2019 23:00:00 | 1.1224 | 1.15 | 24.04.2019 01:55:00 | 1.12215 | \$ 2936.39 |

| | | | | | | | |
|------|------|---------------------|---------|------|---------------------|---------|--------------|
| 3132 | Sell | 23.04.2019 23:15:00 | 125.544 | 3.6 | 24.04.2019 01:55:00 | 125.541 | \$ -4242.56 |
| 3131 | Sell | 23.04.2019 23:10:00 | 125.532 | 3.63 | 24.04.2019 01:55:00 | 125.529 | \$ -4277.41 |
| 3130 | Sell | 23.04.2019 23:00:00 | 125.512 | 3.66 | 24.04.2019 01:55:00 | 125.54 | \$ -15658.03 |
| 3129 | Sell | 23.04.2019 22:30:00 | 125.49 | 3.69 | 24.04.2019 01:55:00 | 125.531 | \$ -20582.27 |
| 2417 | Buy | 24.04.2019 00:00:00 | 1.3421 | 0.16 | 24.04.2019 03:05:00 | 1.34347 | \$ 1553.14 |
| 3135 | Sell | 24.04.2019 21:50:00 | 125.231 | 3.62 | 24.04.2019 23:35:00 | 125.13 | \$ 32028.67 |
| 3134 | Sell | 24.04.2019 21:45:00 | 125.198 | 3.66 | 24.04.2019 23:35:00 | 125.134 | \$ 18841.9 |
| 3133 | Sell | 24.04.2019 21:30:00 | 125.141 | 3.69 | 24.04.2019 23:35:00 | 125.134 | \$ -2034.96 |
| 1831 | Sell | 24.04.2019 21:50:00 | 112.292 | 0.38 | 25.04.2019 00:15:00 | 112.118 | \$ 5669.58 |
| 1830 | Sell | 24.04.2019 21:45:00 | 112.282 | 0.39 | 25.04.2019 00:15:00 | 112.123 | \$ 5233.77 |
| 1829 | Sell | 24.04.2019 21:35:00 | 112.215 | 0.39 | 25.04.2019 00:15:00 | 112.126 | \$ 2503.77 |
| 1828 | Sell | 24.04.2019 21:30:00 | 112.177 | 0.39 | 25.04.2019 00:15:00 | 112.109 | \$ 1684.77 |
| 1501 | Sell | 24.04.2019 21:55:00 | 1.0217 | 0.83 | 25.04.2019 01:05:00 | 1.01985 | \$ 16268.65 |
| 1500 | Sell | 24.04.2019 21:45:00 | 1.0213 | 0.84 | 25.04.2019 01:05:00 | 1.01988 | \$ 12303.86 |
| 1499 | Sell | 24.04.2019 21:35:00 | 1.02112 | 0.84 | 25.04.2019 01:05:00 | 1.01992 | \$ 10175.08 |
| 1498 | Sell | 24.04.2019 21:30:00 | 1.02097 | 0.85 | 25.04.2019 01:05:00 | 1.01985 | \$ 9512.89 |
| 2709 | Buy | 24.04.2019 22:00:00 | 1.29045 | 2.36 | 25.04.2019 01:15:00 | 1.29039 | \$ -4513.49 |
| 2708 | Buy | 24.04.2019 21:55:00 | 1.29072 | 2.38 | 25.04.2019 01:15:00 | 1.29041 | \$ -10821.55 |
| 2707 | Buy | 24.04.2019 21:45:00 | 1.291 | 2.4 | 25.04.2019 01:15:00 | 1.29043 | \$ -17487.89 |
| 2706 | Buy | 24.04.2019 21:30:00 | 1.29114 | 2.42 | 25.04.2019 01:15:00 | 1.29042 | \$ -21458.73 |
| 2711 | Buy | 29.04.2019 00:10:00 | 1.29107 | 2.39 | 29.04.2019 01:55:00 | 1.29213 | \$ 26695.7 |
| 2710 | Buy | 29.04.2019 00:06:00 | 1.29132 | 2.41 | 29.04.2019 01:55:00 | 1.29211 | \$ 20062.35 |
| 3136 | Buy | 29.04.2019 00:00:00 | 124.389 | 3.73 | 29.04.2019 04:20:00 | 124.512 | \$ 41239.18 |
| 2712 | Buy | 01.05.2019 00:00:00 | 1.30277 | 2.42 | 01.05.2019 03:00:00 | 1.30394 | \$ 29835.88 |
| 2418 | Buy | 01.05.2019 21:30:00 | 1.34003 | 0.16 | 01.05.2019 21:40:00 | 1.34435 | \$ 5323.0 |
| 2715 | Buy | 01.05.2019 22:10:00 | 1.30383 | 2.39 | 02.05.2019 00:00:00 | 1.3049 | \$ 23887.76 |
| 2714 | Buy | 01.05.2019 22:05:00 | 1.30411 | 2.41 | 02.05.2019 00:00:00 | 1.30475 | \$ 13167.65 |
| 2713 | Buy | 01.05.2019 22:00:00 | 1.30447 | 2.43 | 02.05.2019 00:00:00 | 1.30482 | \$ 5851.14 |
| 1502 | Sell | 01.05.2019 22:00:00 | 1.01827 | 0.86 | 02.05.2019 00:05:00 | 1.01753 | \$ 5860.28 |
| 3140 | Buy | 01.05.2019 23:05:00 | 124.802 | 3.63 | 02.05.2019 00:55:00 | 124.798 | \$ -10915.08 |
| 3139 | Buy | 01.05.2019 22:55:00 | 124.808 | 3.67 | 02.05.2019 00:55:00 | 124.808 | \$ -9567.98 |
| 3138 | Buy | 01.05.2019 22:45:00 | 124.825 | 3.7 | 02.05.2019 00:55:00 | 124.808 | \$ -15936.86 |
| 3137 | Buy | 01.05.2019 22:30:00 | 124.845 | 3.73 | 02.05.2019 00:55:00 | 124.797 | \$ -27629.45 |
| 2180 | Buy | 01.05.2019 22:10:00 | 1.11886 | 1.15 | 02.05.2019 01:05:00 | 1.12004 | \$ 12270.91 |
| 2179 | Buy | 01.05.2019 22:00:00 | 1.11941 | 1.16 | 02.05.2019 01:05:00 | 1.12016 | \$ 7121.5 |
| 1832 | Sell | 01.05.2019 22:00:00 | 111.596 | 0.4 | 02.05.2019 01:10:00 | 111.353 | \$ 8727.97 |
| 2181 | Buy | 06.05.2019 00:30:00 | 1.11792 | 1.17 | 06.05.2019 01:45:00 | 1.11974 | \$ 22438.55 |
| 2236 | Buy | 06.05.2019 00:30:00 | 0.69773 | 0.17 | 06.05.2019 02:48:00 | 0.69869 | \$ 1509.87 |
| 2420 | Sell | 06.05.2019 01:20:00 | 1.34604 | 0.16 | 06.05.2019 08:00:00 | 1.34706 | \$ -1501.79 |
| 2419 | Sell | 06.05.2019 00:30:00 | 1.34588 | 0.16 | 06.05.2019 08:00:00 | 1.34693 | \$ -1540.14 |
| 1834 | Buy | 07.05.2019 00:40:00 | 110.643 | 0.4 | 07.05.2019 02:50:00 | 110.837 | \$ 7265.97 |
| 1833 | Buy | 07.05.2019 00:30:00 | 110.674 | 0.4 | 07.05.2019 02:50:00 | 110.829 | \$ 5705.97 |
| 3142 | Buy | 07.05.2019 00:05:00 | 123.812 | 3.69 | 07.05.2019 02:50:00 | 124.137 | \$ 115356.56 |
| 3141 | Buy | 07.05.2019 00:00:00 | 124.004 | 3.73 | 07.05.2019 02:50:00 | 124.148 | \$ 49086.65 |
| 2421 | Sell | 07.05.2019 00:30:00 | 1.34564 | 0.16 | 07.05.2019 03:10:00 | 1.34473 | \$ 965.92 |
| 3145 | Sell | 07.05.2019 23:30:00 | 123.454 | 3.73 | 08.05.2019 00:42:00 | 123.428 | \$ 4261.04 |
| 1506 | Buy | 07.05.2019 21:50:00 | 1.01872 | 0.86 | 08.05.2019 02:15:00 | 1.0195 | \$ 7705.72 |
| 1505 | Buy | 07.05.2019 21:45:00 | 1.01935 | 0.86 | 08.05.2019 02:15:00 | 1.01965 | \$ 2951.13 |
| 1504 | Buy | 07.05.2019 21:35:00 | 1.01961 | 0.87 | 08.05.2019 02:15:00 | 1.01958 | \$ -321.33 |
| 1503 | Buy | 07.05.2019 21:25:00 | 1.01999 | 0.87 | 08.05.2019 02:15:00 | 1.0197 | \$ -2926.68 |
| 2719 | Sell | 07.05.2019 22:55:00 | 1.30733 | 2.38 | 08.05.2019 02:15:00 | 1.30694 | \$ 8995.4 |
| 2718 | Sell | 07.05.2019 22:45:00 | 1.30704 | 2.4 | 08.05.2019 02:15:00 | 1.30691 | \$ 2492.6 |
| 2717 | Sell | 07.05.2019 22:40:00 | 1.30688 | 2.42 | 08.05.2019 02:15:00 | 1.30685 | \$ -37.87 |
| 2716 | Sell | 07.05.2019 22:20:00 | 1.30675 | 2.44 | 08.05.2019 02:15:00 | 1.30681 | \$ -2353.26 |
| 3144 | Sell | 07.05.2019 23:15:00 | 123.43 | 3.77 | 08.05.2019 02:40:00 | 123.367 | \$ 18257.09 |
| 3143 | Sell | 07.05.2019 23:10:00 | 123.407 | 3.8 | 08.05.2019 02:40:00 | 123.382 | \$ 3962.68 |
| 2424 | Buy | 09.05.2019 21:55:00 | 1.34627 | 0.16 | 10.05.2019 00:00:00 | 1.3475 | \$ 1329.25 |
| 2423 | Buy | 09.05.2019 21:45:00 | 1.34632 | 0.16 | 10.05.2019 00:00:00 | 1.34766 | \$ 1469.83 |
| 2422 | Buy | 09.05.2019 21:30:00 | 1.34685 | 0.16 | 10.05.2019 00:00:00 | 1.34754 | \$ 639.18 |
| 2427 | Sell | 13.05.2019 01:45:00 | 1.34307 | 0.16 | 13.05.2019 07:45:00 | 1.34364 | \$ -926.41 |

| | | | | | | | |
|------|------|---------------------|---------|------|---------------------|---------|--------------|
| 2426 | Sell | 13.05.2019 01:35:00 | 1.34296 | 0.16 | 13.05.2019 07:45:00 | 1.34365 | \$ -1079.85 |
| 2425 | Sell | 13.05.2019 01:30:00 | 1.34293 | 0.16 | 13.05.2019 07:45:00 | 1.34366 | \$ -1131.0 |
| 3146 | Sell | 13.05.2019 21:30:00 | 122.829 | 3.82 | 14.05.2019 00:00:00 | 122.659 | \$ 59396.0 |
| 1835 | Sell | 13.05.2019 21:30:00 | 109.355 | 0.41 | 14.05.2019 00:10:00 | 109.256 | \$ 3382.47 |
| 2429 | Sell | 16.05.2019 22:10:00 | 1.3469 | 0.16 | 16.05.2019 23:00:00 | 1.34606 | \$ 876.43 |
| 2428 | Sell | 16.05.2019 21:30:00 | 1.34649 | 0.16 | 16.05.2019 23:00:00 | 1.34608 | \$ 326.62 |
| 2237 | Sell | 20.05.2019 00:30:00 | 0.69004 | 0.17 | 20.05.2019 01:50:00 | 0.68912 | \$ 1438.76 |
| 2720 | Sell | 20.05.2019 01:00:00 | 1.27329 | 2.44 | 20.05.2019 06:10:00 | 1.27328 | \$ 257.23 |
| 2238 | Sell | 21.05.2019 02:30:00 | 0.69231 | 0.17 | 21.05.2019 04:35:00 | 0.69107 | \$ 2012.23 |
| 757 | Sell | 21.05.2019 22:40:00 | 0.87876 | 0.2 | 22.05.2019 00:00:00 | 0.8782 | \$ 1249.12 |
| 756 | Sell | 21.05.2019 22:10:00 | 0.87853 | 0.2 | 22.05.2019 00:00:00 | 0.87821 | \$ 595.08 |
| 755 | Sell | 21.05.2019 21:55:00 | 0.87829 | 0.2 | 22.05.2019 00:00:00 | 0.87829 | \$ -276.96 |
| 754 | Sell | 21.05.2019 21:30:00 | 0.87804 | 0.2 | 22.05.2019 00:00:00 | 0.87816 | \$ -603.97 |
| 2722 | Buy | 21.05.2019 23:00:00 | 1.26993 | 2.42 | 22.05.2019 00:00:00 | 1.27039 | \$ 10697.61 |
| 2721 | Buy | 21.05.2019 22:30:00 | 1.27012 | 2.44 | 22.05.2019 00:00:00 | 1.27045 | \$ 7443.52 |
| 1839 | Buy | 21.05.2019 23:40:00 | 110.502 | 0.4 | 22.05.2019 02:15:00 | 110.564 | \$ 1915.97 |
| 1838 | Buy | 21.05.2019 23:25:00 | 110.515 | 0.4 | 22.05.2019 02:15:00 | 110.572 | \$ 1715.97 |
| 1837 | Buy | 21.05.2019 23:15:00 | 110.534 | 0.4 | 22.05.2019 02:15:00 | 110.571 | \$ 915.97 |
| 1836 | Buy | 21.05.2019 23:00:00 | 110.555 | 0.41 | 22.05.2019 02:15:00 | 110.569 | \$ -4.13 |
| 3150 | Buy | 22.05.2019 00:05:00 | 123.306 | 3.73 | 22.05.2019 02:15:00 | 123.45 | \$ 49112.43 |
| 3149 | Buy | 21.05.2019 23:55:00 | 123.328 | 3.76 | 22.05.2019 02:15:00 | 123.431 | \$ 32387.78 |
| 3148 | Buy | 21.05.2019 23:25:00 | 123.349 | 3.79 | 22.05.2019 02:15:00 | 123.431 | \$ 24686.28 |
| 3147 | Buy | 21.05.2019 23:00:00 | 123.382 | 3.82 | 22.05.2019 02:15:00 | 123.434 | \$ 13420.31 |
| 1840 | Sell | 29.05.2019 23:00:00 | 109.658 | 0.41 | 30.05.2019 03:50:00 | 109.512 | \$ 4969.17 |
| 3151 | Sell | 29.05.2019 23:00:00 | 122.08 | 3.9 | 30.05.2019 09:05:00 | 122.127 | \$ -25700.18 |
| 1844 | Buy | 03.06.2019 22:10:00 | 107.942 | 0.41 | 04.06.2019 01:40:00 | 107.977 | \$ 856.87 |
| 2726 | Sell | 03.06.2019 22:30:00 | 1.26728 | 2.38 | 04.06.2019 02:50:00 | 1.26627 | \$ 24551.62 |
| 2725 | Sell | 03.06.2019 22:10:00 | 1.26717 | 2.4 | 04.06.2019 02:50:00 | 1.26624 | \$ 22733.82 |
| 2724 | Sell | 03.06.2019 22:00:00 | 1.26671 | 2.43 | 04.06.2019 02:50:00 | 1.26638 | \$ 7647.32 |
| 2723 | Sell | 03.06.2019 21:25:00 | 1.2666 | 2.44 | 04.06.2019 02:50:00 | 1.26639 | \$ 4592.01 |
| 1843 | Buy | 03.06.2019 22:05:00 | 107.998 | 0.41 | 04.06.2019 05:35:00 | 107.942 | \$ -2874.13 |
| 1842 | Buy | 03.06.2019 22:00:00 | 108.028 | 0.41 | 04.06.2019 05:35:00 | 107.945 | \$ -3981.13 |
| 1841 | Buy | 03.06.2019 21:25:00 | 108.099 | 0.42 | 04.06.2019 05:35:00 | 107.947 | \$ -6976.23 |
| 1845 | Buy | 04.06.2019 21:30:00 | 108.05 | 0.41 | 05.06.2019 01:05:00 | 108.193 | \$ 5284.87 |
| 1509 | Buy | 04.06.2019 21:40:00 | 0.99071 | 0.88 | 05.06.2019 01:50:00 | 0.99225 | \$ 15588.1 |
| 1508 | Buy | 04.06.2019 21:35:00 | 0.99108 | 0.89 | 05.06.2019 01:50:00 | 0.99234 | \$ 12894.98 |
| 1507 | Buy | 04.06.2019 21:30:00 | 0.99145 | 0.89 | 05.06.2019 01:50:00 | 0.99238 | \$ 9512.17 |
| 1849 | Buy | 06.06.2019 01:35:00 | 108.214 | 0.41 | 06.06.2019 03:00:00 | 108.324 | \$ 4003.62 |
| 1848 | Buy | 06.06.2019 01:30:00 | 108.229 | 0.41 | 06.06.2019 03:00:00 | 108.325 | \$ 3429.62 |
| 1847 | Buy | 06.06.2019 01:15:00 | 108.26 | 0.41 | 06.06.2019 03:00:00 | 108.32 | \$ 1953.62 |
| 1846 | Buy | 06.06.2019 01:00:00 | 108.283 | 0.41 | 06.06.2019 03:00:00 | 108.325 | \$ 1215.62 |
| 1853 | Sell | 06.06.2019 23:25:00 | 108.54 | 0.41 | 06.06.2019 23:50:00 | 108.379 | \$ 6094.62 |
| 1852 | Sell | 06.06.2019 22:35:00 | 108.51 | 0.41 | 06.06.2019 23:50:00 | 108.397 | \$ 4126.62 |
| 1851 | Sell | 06.06.2019 22:15:00 | 108.469 | 0.41 | 06.06.2019 23:50:00 | 108.392 | \$ 2650.62 |
| 1850 | Sell | 06.06.2019 22:00:00 | 108.441 | 0.42 | 06.06.2019 23:50:00 | 108.397 | \$ 1329.27 |
| 2727 | Buy | 06.06.2019 22:00:00 | 1.26893 | 2.46 | 07.06.2019 01:05:00 | 1.26957 | \$ 15540.44 |
| 2182 | Buy | 06.06.2019 22:00:00 | 1.12739 | 1.19 | 07.06.2019 08:05:00 | 1.12662 | \$ -10355.19 |
| 1510 | Sell | 06.06.2019 22:35:00 | 0.99168 | 0.9 | 07.06.2019 08:35:00 | 0.99156 | \$ 725.07 |
| 1511 | Sell | 06.06.2019 23:10:00 | 0.99226 | 0.89 | 07.06.2019 08:56:00 | 0.99204 | \$ 1742.25 |
| 2183 | Buy | 06.06.2019 23:05:00 | 1.12712 | 1.18 | 07.06.2019 09:10:00 | 1.12642 | \$ -9397.77 |
| 2184 | Buy | 06.06.2019 23:20:00 | 1.12695 | 1.17 | 07.06.2019 09:25:00 | 1.12658 | \$ -5249.6 |
| 1855 | Sell | 10.06.2019 01:25:00 | 108.529 | 0.42 | 10.06.2019 03:25:00 | 108.39 | \$ 5319.27 |
| 1854 | Sell | 10.06.2019 00:30:00 | 108.506 | 0.42 | 10.06.2019 03:25:00 | 108.4 | \$ 3933.27 |
| 2728 | Buy | 10.06.2019 00:30:00 | 1.27222 | 2.46 | 10.06.2019 05:50:00 | 1.27197 | \$ -6480.56 |
| 2430 | Sell | 10.06.2019 02:00:00 | 1.32691 | 0.16 | 10.06.2019 09:00:00 | 1.32719 | \$ -555.62 |
| 1515 | Sell | 10.06.2019 01:55:00 | 0.98976 | 0.88 | 10.06.2019 09:25:00 | 0.99047 | \$ -7206.11 |
| 1514 | Sell | 10.06.2019 01:45:00 | 0.98944 | 0.89 | 10.06.2019 09:25:00 | 0.99051 | \$ -10978.8 |
| 1513 | Sell | 10.06.2019 01:20:00 | 0.98923 | 0.89 | 10.06.2019 09:25:00 | 0.99051 | \$ -13131.77 |
| 1512 | Sell | 10.06.2019 00:30:00 | 0.98911 | 0.9 | 10.06.2019 09:25:00 | 0.99055 | \$ -14938.1 |
| 2185 | Buy | 10.06.2019 00:30:00 | 1.13228 | 1.18 | 10.06.2019 10:35:00 | 1.12965 | \$ -32702.08 |

| | | | | | | | |
|------|------|---------------------|---------|------|---------------------|---------|---------------|
| 2186 | Buy | 10.06.2019 01:55:00 | 1.13171 | 1.17 | 10.06.2019 12:00:00 | 1.1297 | \$ -24781.04 |
| 2729 | Sell | 17.06.2019 01:30:00 | 1.25947 | 2.46 | 17.06.2019 03:55:00 | 1.25891 | \$ 14523.07 |
| 2239 | Sell | 19.06.2019 21:35:00 | 0.68944 | 0.18 | 19.06.2019 21:57:00 | 0.68929 | \$ 62.32 |
| 2730 | Buy | 20.06.2019 00:00:00 | 1.26373 | 2.47 | 20.06.2019 03:05:00 | 1.26627 | \$ 66110.17 |
| 1517 | Sell | 20.06.2019 23:35:00 | 0.98186 | 0.89 | 21.06.2019 04:50:00 | 0.98087 | \$ 9636.47 |
| 1516 | Sell | 20.06.2019 23:30:00 | 0.98138 | 0.9 | 21.06.2019 04:50:00 | 0.98101 | \$ 3316.93 |
| 3152 | Buy | 24.06.2019 00:00:00 | 122.021 | 3.89 | 24.06.2019 01:05:00 | 122.069 | \$ 13925.42 |
| 1521 | Sell | 01.07.2019 01:25:00 | 0.97916 | 0.88 | 01.07.2019 03:20:00 | 0.97877 | \$ 3944.65 |
| 1520 | Sell | 01.07.2019 01:05:00 | 0.97885 | 0.88 | 01.07.2019 03:20:00 | 0.97883 | \$ 193.94 |
| 1519 | Sell | 01.07.2019 00:40:00 | 0.97856 | 0.89 | 01.07.2019 03:20:00 | 0.97895 | \$ -4007.27 |
| 1518 | Sell | 01.07.2019 00:30:00 | 0.97851 | 0.89 | 01.07.2019 03:20:00 | 0.9788 | \$ -2982.05 |
| 1856 | Buy | 02.07.2019 01:30:00 | 108.3 | 0.42 | 02.07.2019 03:10:00 | 108.402 | \$ 3765.27 |
| 1857 | Buy | 08.07.2019 00:30:00 | 108.416 | 0.42 | 08.07.2019 01:10:00 | 108.524 | \$ 4017.27 |
| 2431 | Buy | 11.07.2019 23:00:00 | 1.30594 | 0.16 | 12.07.2019 03:00:00 | 1.3069 | \$ 984.22 |
| 2432 | Sell | 16.07.2019 21:25:00 | 1.30771 | 0.17 | 16.07.2019 22:16:00 | 1.3076 | \$ -60.52 |
| 2433 | Sell | 16.07.2019 21:30:00 | 1.30787 | 0.16 | 16.07.2019 22:16:00 | 1.3075 | \$ 275.47 |
| 1525 | Buy | 18.07.2019 22:05:00 | 0.98281 | 0.88 | 19.07.2019 01:20:00 | 0.98185 | \$ -9751.28 |
| 1524 | Buy | 18.07.2019 21:45:00 | 0.98303 | 0.89 | 19.07.2019 01:20:00 | 0.98181 | \$ -12527.34 |
| 1523 | Buy | 18.07.2019 21:35:00 | 0.98339 | 0.89 | 19.07.2019 01:20:00 | 0.98198 | \$ -14475.02 |
| 1522 | Buy | 18.07.2019 21:30:00 | 0.98398 | 0.9 | 19.07.2019 01:20:00 | 0.98178 | \$ -22826.89 |
| 2190 | Sell | 18.07.2019 22:00:00 | 1.12688 | 1.15 | 19.07.2019 01:20:00 | 1.1269 | \$ -336.99 |
| 2189 | Sell | 18.07.2019 21:40:00 | 1.12667 | 1.16 | 19.07.2019 01:20:00 | 1.12677 | \$ -1318.25 |
| 2188 | Sell | 18.07.2019 21:35:00 | 1.12645 | 1.17 | 19.07.2019 01:20:00 | 1.12685 | \$ -5029.95 |
| 2187 | Sell | 18.07.2019 21:30:00 | 1.12542 | 1.18 | 19.07.2019 01:20:00 | 1.1268 | \$ -17264.07 |
| 2437 | Buy | 18.07.2019 22:35:00 | 1.30404 | 0.16 | 19.07.2019 01:25:00 | 1.30454 | \$ 396.37 |
| 2436 | Buy | 18.07.2019 21:50:00 | 1.30439 | 0.17 | 19.07.2019 01:25:00 | 1.30446 | \$ -162.71 |
| 2435 | Buy | 18.07.2019 21:30:00 | 1.30469 | 0.17 | 19.07.2019 01:25:00 | 1.3046 | \$ -379.96 |
| 2434 | Buy | 18.07.2019 21:25:00 | 1.30499 | 0.17 | 19.07.2019 01:25:00 | 1.30457 | \$ -828.02 |
| 2192 | Buy | 19.07.2019 01:45:00 | 1.12437 | 1.17 | 19.07.2019 03:05:00 | 1.12667 | \$ 28356.42 |
| 2191 | Buy | 19.07.2019 01:30:00 | 1.12456 | 1.18 | 19.07.2019 03:05:00 | 1.12668 | \$ 26360.61 |
| 2241 | Buy | 19.07.2019 01:45:00 | 0.70561 | 0.18 | 19.07.2019 03:05:00 | 0.70727 | \$ 2926.51 |
| 2240 | Buy | 19.07.2019 01:30:00 | 0.70585 | 0.18 | 19.07.2019 03:05:00 | 0.70717 | \$ 2281.57 |
| 2732 | Buy | 19.07.2019 01:45:00 | 1.25223 | 2.46 | 19.07.2019 03:05:00 | 1.25516 | \$ 75952.19 |
| 2731 | Buy | 19.07.2019 01:30:00 | 1.25258 | 2.48 | 19.07.2019 03:05:00 | 1.25522 | \$ 68991.12 |
| 1858 | Sell | 19.07.2019 01:30:00 | 107.524 | 0.43 | 19.07.2019 03:12:00 | 107.449 | \$ 2693.92 |
| 1527 | Sell | 19.07.2019 01:45:00 | 0.98398 | 0.88 | 19.07.2019 04:15:00 | 0.98238 | \$ 16210.47 |
| 1526 | Sell | 19.07.2019 01:30:00 | 0.98363 | 0.89 | 19.07.2019 04:15:00 | 0.98224 | \$ 14241.72 |
| 2733 | Buy | 24.07.2019 21:30:00 | 1.24832 | 2.52 | 25.07.2019 07:30:00 | 1.24746 | \$ -26063.09 |
| 2734 | Buy | 24.07.2019 21:55:00 | 1.24764 | 2.5 | 25.07.2019 07:55:00 | 1.24739 | \$ -9786.55 |
| 2735 | Sell | 29.07.2019 22:30:00 | 1.22291 | 2.51 | 30.07.2019 00:00:00 | 1.22159 | \$ 34095.63 |
| 758 | Buy | 30.07.2019 02:00:00 | 0.9117 | 0.21 | 30.07.2019 03:10:00 | 0.91228 | \$ 1398.57 |
| 2737 | Sell | 30.07.2019 01:55:00 | 1.22243 | 2.5 | 30.07.2019 03:10:00 | 1.22104 | \$ 36634.49 |
| 2736 | Sell | 30.07.2019 01:40:00 | 1.22219 | 2.52 | 30.07.2019 03:10:00 | 1.22088 | \$ 34802.25 |
| 2741 | Buy | 31.07.2019 21:50:00 | 1.21418 | 2.4 | 31.07.2019 22:11:00 | 1.21614 | \$ 49568.4 |
| 2440 | Sell | 31.07.2019 21:55:00 | 1.32 | 0.16 | 31.07.2019 22:12:00 | 1.31953 | \$ 403.34 |
| 2439 | Sell | 31.07.2019 21:50:00 | 1.31966 | 0.16 | 01.08.2019 00:25:00 | 1.31912 | \$ 350.22 |
| 2441 | Sell | 31.07.2019 22:35:00 | 1.31996 | 0.16 | 01.08.2019 00:25:00 | 1.31918 | \$ 657.09 |
| 2442 | Sell | 31.07.2019 22:55:00 | 1.32021 | 0.16 | 01.08.2019 00:25:00 | 1.31913 | \$ 1040.67 |
| 2243 | Buy | 31.07.2019 22:55:00 | 0.68359 | 0.18 | 01.08.2019 01:25:00 | 0.68458 | \$ 1535.53 |
| 2242 | Buy | 31.07.2019 22:00:00 | 0.68397 | 0.18 | 01.08.2019 01:25:00 | 0.68467 | \$ 985.43 |
| 1529 | Sell | 31.07.2019 22:40:00 | 0.9946 | 0.88 | 01.08.2019 02:50:00 | 0.99428 | \$ 1739.01 |
| 1530 | Sell | 31.07.2019 22:45:00 | 0.99466 | 0.87 | 01.08.2019 03:02:00 | 0.99439 | \$ 1218.15 |
| 2738 | Buy | 31.07.2019 21:30:00 | 1.21959 | 2.54 | 01.08.2019 07:35:00 | 1.21202 | \$ -205864.76 |
| 2740 | Buy | 31.07.2019 21:40:00 | 1.21633 | 2.46 | 01.08.2019 07:40:00 | 1.21226 | \$ -108652.96 |
| 2739 | Buy | 31.07.2019 21:35:00 | 1.21927 | 2.52 | 01.08.2019 07:40:00 | 1.21217 | \$ -191763.17 |
| 2438 | Sell | 31.07.2019 21:40:00 | 1.31814 | 0.16 | 01.08.2019 07:45:00 | 1.32119 | \$ -4239.98 |
| 1528 | Sell | 31.07.2019 22:35:00 | 0.99416 | 0.88 | 01.08.2019 07:55:00 | 0.99653 | \$ -25529.65 |
| 2742 | Buy | 31.07.2019 22:35:00 | 1.21544 | 2.44 | 01.08.2019 08:05:00 | 1.21305 | \$ -64574.28 |
| 2245 | Buy | 01.08.2019 21:40:00 | 0.67968 | 0.18 | 02.08.2019 01:40:00 | 0.67997 | \$ 287.76 |
| 2244 | Buy | 01.08.2019 21:25:00 | 0.6803 | 0.18 | 02.08.2019 01:40:00 | 0.67993 | \$ -964.17 |

| | | | | | | | |
|------|------|---------------------|---------|------|---------------------|---------|---------------|
| 2744 | Buy | 02.08.2019 01:10:00 | 1.21156 | 2.39 | 02.08.2019 02:15:00 | 1.21269 | \$ 28458.62 |
| 2743 | Buy | 02.08.2019 01:00:00 | 1.21183 | 2.41 | 02.08.2019 02:15:00 | 1.2126 | \$ 19554.44 |
| 1861 | Sell | 02.08.2019 01:45:00 | 107.488 | 0.42 | 02.08.2019 02:37:00 | 107.47 | \$ 237.27 |
| 1862 | Sell | 02.08.2019 01:55:00 | 107.535 | 0.42 | 02.08.2019 02:37:00 | 107.472 | \$ 2127.27 |
| 3155 | Sell | 02.08.2019 01:55:00 | 119.102 | 3.92 | 02.08.2019 02:37:00 | 119.093 | \$ -1140.76 |
| 1860 | Sell | 02.08.2019 01:40:00 | 107.433 | 0.42 | 02.08.2019 03:35:00 | 107.246 | \$ 7335.27 |
| 1859 | Sell | 02.08.2019 01:30:00 | 107.424 | 0.43 | 02.08.2019 03:35:00 | 107.243 | \$ 7251.92 |
| 3154 | Sell | 02.08.2019 01:45:00 | 119.074 | 3.96 | 02.08.2019 03:35:00 | 118.953 | \$ 43200.83 |
| 3153 | Sell | 02.08.2019 01:30:00 | 119.044 | 3.99 | 02.08.2019 03:35:00 | 118.969 | \$ 25175.34 |
| 2443 | Sell | 05.08.2019 22:00:00 | 1.32194 | 0.17 | 06.08.2019 00:12:00 | 1.32119 | \$ 758.42 |
| 2444 | Sell | 05.08.2019 22:20:00 | 1.3223 | 0.17 | 06.08.2019 00:12:00 | 1.32115 | \$ 1301.83 |
| 1533 | Sell | 05.08.2019 22:40:00 | 0.97473 | 0.89 | 06.08.2019 00:55:00 | 0.9724 | \$ 23374.47 |
| 1532 | Sell | 05.08.2019 22:35:00 | 0.9741 | 0.89 | 06.08.2019 00:55:00 | 0.97245 | \$ 16402.95 |
| 1531 | Sell | 05.08.2019 22:30:00 | 0.97392 | 0.9 | 06.08.2019 00:55:00 | 0.97237 | \$ 15550.51 |
| 3158 | Buy | 06.08.2019 00:55:00 | 118.589 | 3.95 | 06.08.2019 02:32:00 | 118.626 | \$ 9930.54 |
| 3159 | Buy | 06.08.2019 01:00:00 | 118.449 | 3.88 | 06.08.2019 02:32:00 | 118.63 | \$ 65631.95 |
| 3157 | Buy | 06.08.2019 00:30:00 | 118.662 | 3.99 | 06.08.2019 03:15:00 | 118.811 | \$ 54716.23 |
| 3156 | Buy | 06.08.2019 00:00:00 | 118.682 | 4.03 | 06.08.2019 03:15:00 | 118.794 | \$ 40352.87 |
| 1534 | Buy | 07.08.2019 01:30:00 | 0.9753 | 0.91 | 07.08.2019 06:40:00 | 0.97589 | \$ 6174.86 |
| 1538 | Sell | 07.08.2019 23:00:00 | 0.97509 | 0.89 | 08.08.2019 00:40:00 | 0.97472 | \$ 2271.38 |
| 1537 | Sell | 07.08.2019 22:55:00 | 0.97453 | 0.9 | 08.08.2019 00:40:00 | 0.97456 | \$ -1850.07 |
| 1536 | Sell | 07.08.2019 22:45:00 | 0.97446 | 0.91 | 08.08.2019 00:40:00 | 0.97457 | \$ -2709.23 |
| 1535 | Sell | 07.08.2019 22:40:00 | 0.97429 | 0.91 | 08.08.2019 00:40:00 | 0.9747 | \$ -5854.03 |
| 1865 | Sell | 08.08.2019 00:00:00 | 106.257 | 0.43 | 08.08.2019 01:05:00 | 106.17 | \$ 3209.92 |
| 1864 | Sell | 07.08.2019 23:25:00 | 106.241 | 0.43 | 08.08.2019 01:05:00 | 106.181 | \$ 1513.57 |
| 1863 | Sell | 07.08.2019 22:40:00 | 106.223 | 0.44 | 08.08.2019 01:05:00 | 106.183 | \$ 668.77 |
| 3160 | Sell | 07.08.2019 22:40:00 | 119.051 | 4.06 | 08.08.2019 01:10:00 | 118.919 | \$ 46042.23 |
| 2448 | Buy | 07.08.2019 23:15:00 | 1.32962 | 0.17 | 08.08.2019 03:00:00 | 1.3313 | \$ 1927.75 |
| 2447 | Buy | 07.08.2019 22:20:00 | 1.33101 | 0.17 | 08.08.2019 03:00:00 | 1.33141 | \$ 189.77 |
| 2446 | Buy | 07.08.2019 22:05:00 | 1.33125 | 0.17 | 08.08.2019 03:00:00 | 1.33139 | \$ -163.25 |
| 2445 | Buy | 07.08.2019 22:00:00 | 1.33138 | 0.17 | 08.08.2019 03:00:00 | 1.33138 | \$ -353.34 |
| 2195 | Buy | 08.08.2019 00:00:00 | 1.11971 | 1.19 | 08.08.2019 03:05:00 | 1.12063 | \$ 11536.45 |
| 2194 | Buy | 07.08.2019 23:10:00 | 1.12015 | 1.2 | 08.08.2019 03:05:00 | 1.12079 | \$ 5976.13 |
| 2193 | Buy | 07.08.2019 23:00:00 | 1.12038 | 1.21 | 08.08.2019 03:05:00 | 1.12061 | \$ 798.28 |
| 759 | Buy | 08.08.2019 21:30:00 | 0.92149 | 0.21 | 09.08.2019 00:20:00 | 0.92205 | \$ 1229.92 |
| 2196 | Buy | 08.08.2019 21:30:00 | 1.11854 | 1.22 | 09.08.2019 00:20:00 | 1.11925 | \$ 8410.26 |
| 2246 | Buy | 09.08.2019 00:30:00 | 0.67875 | 0.19 | 09.08.2019 01:55:00 | 0.67996 | \$ 2188.07 |
| 760 | Buy | 12.08.2019 00:30:00 | 0.92858 | 0.21 | 12.08.2019 02:30:00 | 0.93214 | \$ 9916.9 |
| 1868 | Buy | 14.08.2019 01:50:00 | 106.6 | 0.43 | 14.08.2019 07:10:00 | 106.423 | \$ -8142.08 |
| 1867 | Buy | 14.08.2019 01:45:00 | 106.639 | 0.43 | 14.08.2019 07:10:00 | 106.411 | \$ -10335.08 |
| 1866 | Buy | 14.08.2019 01:10:00 | 106.668 | 0.43 | 14.08.2019 07:10:00 | 106.409 | \$ -11668.08 |
| 3163 | Buy | 14.08.2019 01:50:00 | 119.132 | 4.01 | 14.08.2019 07:10:00 | 118.868 | \$ -110641.03 |
| 3162 | Buy | 14.08.2019 01:45:00 | 119.15 | 4.04 | 14.08.2019 07:10:00 | 118.862 | \$ -121165.3 |
| 3161 | Buy | 14.08.2019 01:30:00 | 119.165 | 4.07 | 14.08.2019 07:10:00 | 118.862 | \$ -128170.69 |
| 3164 | Sell | 15.08.2019 02:30:00 | 117.961 | 4.01 | 15.08.2019 04:35:00 | 117.933 | \$ 6497.72 |
| 764 | Sell | 15.08.2019 23:45:00 | 0.91799 | 0.21 | 16.08.2019 03:05:00 | 0.91859 | \$ -2007.64 |
| 763 | Sell | 15.08.2019 23:25:00 | 0.9178 | 0.21 | 16.08.2019 03:05:00 | 0.91877 | \$ -3066.35 |
| 762 | Sell | 15.08.2019 23:05:00 | 0.9177 | 0.21 | 16.08.2019 03:05:00 | 0.91859 | \$ -2837.44 |
| 761 | Sell | 15.08.2019 23:00:00 | 0.91746 | 0.21 | 16.08.2019 03:05:00 | 0.91869 | \$ -3810.32 |
| 2745 | Buy | 16.08.2019 00:01:00 | 1.20756 | 2.42 | 16.08.2019 04:15:00 | 1.2081 | \$ 13770.41 |
| 1539 | Buy | 19.08.2019 00:30:00 | 0.97606 | 0.91 | 19.08.2019 06:10:00 | 0.97938 | \$ 34788.79 |
| 2247 | Buy | 21.08.2019 22:30:00 | 0.67734 | 0.19 | 22.08.2019 01:00:00 | 0.67834 | \$ 1640.86 |
| 2449 | Sell | 21.08.2019 22:00:00 | 1.32961 | 0.17 | 22.08.2019 03:38:00 | 1.32927 | \$ 100.41 |
| 2747 | Buy | 23.08.2019 00:00:00 | 1.22449 | 2.4 | 23.08.2019 02:35:00 | 1.22592 | \$ 36164.7 |
| 2746 | Buy | 22.08.2019 23:10:00 | 1.22534 | 2.42 | 23.08.2019 02:35:00 | 1.22587 | \$ 12482.66 |
| 2748 | Buy | 26.08.2019 00:30:00 | 1.22671 | 2.43 | 26.08.2019 01:24:00 | 1.22735 | \$ 16387.92 |
| 2450 | Buy | 26.08.2019 00:00:00 | 1.32902 | 0.17 | 26.08.2019 01:40:00 | 1.33115 | \$ 2682.13 |
| 2451 | Sell | 26.08.2019 02:00:00 | 1.33175 | 0.17 | 26.08.2019 03:25:00 | 1.33076 | \$ 1134.97 |
| 3167 | Sell | 28.08.2019 22:50:00 | 117.647 | 3.95 | 28.08.2019 23:55:00 | 117.476 | \$ 62897.59 |
| 3166 | Sell | 28.08.2019 22:40:00 | 117.619 | 3.99 | 28.08.2019 23:55:00 | 117.472 | \$ 53960.04 |

| | | | | | | | |
|------|------|---------------------|---------|------|---------------------|---------|---------------|
| 3165 | Sell | 28.08.2019 22:30:00 | 117.59 | 4.02 | 28.08.2019 23:55:00 | 117.462 | \$ 46728.88 |
| 1870 | Buy | 29.08.2019 23:05:00 | 106.473 | 0.43 | 30.08.2019 01:20:00 | 106.544 | \$ 2446.67 |
| 1869 | Buy | 29.08.2019 23:00:00 | 106.493 | 0.43 | 30.08.2019 01:20:00 | 106.546 | \$ 1672.67 |
| 3168 | Sell | 03.09.2019 22:30:00 | 116.357 | 4.11 | 03.09.2019 23:35:00 | 116.271 | \$ 30564.01 |
| 2749 | Buy | 03.09.2019 23:30:00 | 1.20771 | 2.44 | 04.09.2019 00:11:00 | 1.20908 | \$ 34183.48 |
| 2752 | Buy | 09.09.2019 23:30:00 | 1.23407 | 2.41 | 10.09.2019 00:55:00 | 1.23509 | \$ 24874.82 |
| 2751 | Buy | 09.09.2019 22:20:00 | 1.23438 | 2.43 | 10.09.2019 00:55:00 | 1.23519 | \$ 19703.96 |
| 2750 | Buy | 09.09.2019 22:00:00 | 1.23453 | 2.45 | 10.09.2019 00:55:00 | 1.23506 | \$ 12637.42 |
| 2453 | Sell | 09.09.2019 21:35:00 | 1.31673 | 0.17 | 10.09.2019 03:15:00 | 1.31645 | \$ 119.92 |
| 2452 | Sell | 09.09.2019 21:30:00 | 1.3166 | 0.17 | 10.09.2019 03:15:00 | 1.31664 | \$ -314.81 |
| 3169 | Sell | 11.09.2019 21:30:00 | 118.695 | 4.04 | 12.09.2019 07:35:00 | 119.026 | \$ -141221.96 |
| 3170 | Sell | 12.09.2019 02:30:00 | 118.903 | 3.98 | 12.09.2019 08:50:00 | 118.953 | \$ -24632.62 |
| 3171 | Buy | 13.09.2019 00:00:00 | 119.598 | 3.96 | 13.09.2019 01:05:00 | 119.677 | \$ 26548.39 |
| 3172 | Buy | 16.09.2019 00:30:00 | 119.212 | 3.98 | 16.09.2019 01:12:00 | 119.396 | \$ 68487.44 |
| 3173 | Buy | 16.09.2019 00:50:00 | 119.173 | 3.95 | 16.09.2019 01:12:00 | 119.394 | \$ 82587.78 |
| 2455 | Buy | 16.09.2019 00:45:00 | 1.32211 | 0.17 | 16.09.2019 01:26:00 | 1.32317 | \$ 1229.29 |
| 2248 | Buy | 16.09.2019 00:30:00 | 0.68677 | 0.18 | 16.09.2019 03:12:00 | 0.68713 | \$ 460.57 |
| 2249 | Buy | 16.09.2019 00:35:00 | 0.68662 | 0.18 | 16.09.2019 03:12:00 | 0.68718 | \$ 839.94 |
| 2457 | Buy | 16.09.2019 02:00:00 | 1.32113 | 0.17 | 16.09.2019 03:30:00 | 1.32271 | \$ 1935.35 |
| 2456 | Buy | 16.09.2019 01:30:00 | 1.32198 | 0.17 | 16.09.2019 03:30:00 | 1.32284 | \$ 957.74 |
| 2454 | Buy | 16.09.2019 00:30:00 | 1.32361 | 0.17 | 16.09.2019 03:30:00 | 1.32271 | \$ -1431.97 |
| 1540 | Buy | 16.09.2019 02:30:00 | 0.98693 | 0.9 | 16.09.2019 06:00:00 | 0.98811 | \$ 12223.02 |
| 3177 | Sell | 16.09.2019 23:30:00 | 119.005 | 3.92 | 17.09.2019 00:07:00 | 118.984 | \$ 2692.92 |
| 3176 | Sell | 16.09.2019 23:00:00 | 118.977 | 3.96 | 17.09.2019 00:30:00 | 118.903 | \$ 23709.59 |
| 3175 | Sell | 16.09.2019 22:05:00 | 118.916 | 4.01 | 17.09.2019 00:30:00 | 118.914 | \$ -4861.16 |
| 3174 | Sell | 16.09.2019 21:30:00 | 118.904 | 4.04 | 17.09.2019 00:30:00 | 118.903 | \$ -5300.84 |
| 2197 | Sell | 16.09.2019 22:30:00 | 1.10103 | 1.22 | 17.09.2019 02:50:00 | 1.1002 | \$ 10574.86 |
| 2753 | Buy | 18.09.2019 00:05:00 | 1.24935 | 2.46 | 18.09.2019 01:05:00 | 1.25022 | \$ 22552.36 |
| 765 | Buy | 18.09.2019 22:30:00 | 0.88299 | 0.21 | 19.09.2019 00:10:00 | 0.88366 | \$ 1321.39 |
| 766 | Buy | 18.09.2019 22:35:00 | 0.88271 | 0.21 | 19.09.2019 00:10:00 | 0.88349 | \$ 1635.82 |
| 767 | Buy | 18.09.2019 22:40:00 | 0.88222 | 0.21 | 19.09.2019 00:10:00 | 0.88366 | \$ 3522.43 |
| 1873 | Sell | 18.09.2019 23:25:00 | 108.463 | 0.42 | 19.09.2019 00:50:00 | 108.388 | \$ 2108.37 |
| 1872 | Sell | 18.09.2019 22:25:00 | 108.452 | 0.42 | 19.09.2019 00:50:00 | 108.386 | \$ 1730.37 |
| 1871 | Sell | 18.09.2019 22:10:00 | 108.394 | 0.42 | 19.09.2019 00:50:00 | 108.393 | \$ -999.63 |
| 3179 | Sell | 23.09.2019 01:30:00 | 118.683 | 4.02 | 23.09.2019 02:05:00 | 118.613 | \$ 23368.42 |
| 3178 | Sell | 23.09.2019 00:30:00 | 118.68 | 4.05 | 23.09.2019 02:05:00 | 118.603 | \$ 26378.5 |
| 1874 | Sell | 24.09.2019 21:30:00 | 107.349 | 0.43 | 24.09.2019 22:48:00 | 107.075 | \$ 11250.92 |
| 2754 | Buy | 24.09.2019 21:30:00 | 1.2471 | 2.47 | 25.09.2019 00:10:00 | 1.24866 | \$ 39549.02 |
| 2755 | Sell | 26.09.2019 01:55:00 | 1.23586 | 2.48 | 26.09.2019 08:05:00 | 1.23699 | \$ -29543.74 |
| 2759 | Sell | 01.10.2019 22:25:00 | 1.23105 | 2.39 | 02.10.2019 00:10:00 | 1.22983 | \$ 29945.96 |
| 2758 | Sell | 01.10.2019 22:15:00 | 1.23055 | 2.42 | 02.10.2019 00:10:00 | 1.22983 | \$ 17565.66 |
| 2757 | Sell | 01.10.2019 22:00:00 | 1.2299 | 2.45 | 02.10.2019 00:10:00 | 1.22987 | \$ -38.33 |
| 2756 | Sell | 01.10.2019 21:50:00 | 1.22936 | 2.47 | 02.10.2019 00:10:00 | 1.22988 | \$ -14360.36 |
| 770 | Buy | 01.10.2019 22:25:00 | 0.88835 | 0.21 | 02.10.2019 00:40:00 | 0.88934 | \$ 2459.07 |
| 769 | Buy | 01.10.2019 22:15:00 | 0.88864 | 0.21 | 02.10.2019 00:40:00 | 0.88938 | \$ 1744.45 |
| 768 | Buy | 01.10.2019 22:00:00 | 0.88906 | 0.21 | 02.10.2019 00:40:00 | 0.8894 | \$ 601.05 |
| 2763 | Buy | 03.10.2019 22:25:00 | 1.23461 | 2.42 | 04.10.2019 02:45:00 | 1.2341 | \$ -14038.11 |
| 2762 | Buy | 03.10.2019 22:15:00 | 1.23484 | 2.43 | 04.10.2019 02:45:00 | 1.23402 | \$ -22034.03 |
| 2761 | Buy | 03.10.2019 22:00:00 | 1.23527 | 2.46 | 04.10.2019 02:45:00 | 1.234 | \$ -33971.06 |
| 2760 | Buy | 03.10.2019 21:50:00 | 1.2355 | 2.48 | 04.10.2019 02:45:00 | 1.23399 | \$ -40519.17 |
| 1875 | Buy | 07.10.2019 00:30:00 | 106.729 | 0.43 | 07.10.2019 03:25:00 | 106.755 | \$ 586.92 |
| 1876 | Buy | 07.10.2019 00:45:00 | 106.724 | 0.43 | 07.10.2019 03:25:00 | 106.744 | \$ 328.92 |
| 1877 | Buy | 07.10.2019 00:50:00 | 106.693 | 0.43 | 07.10.2019 03:25:00 | 106.749 | \$ 1876.92 |
| 1878 | Buy | 07.10.2019 01:00:00 | 106.681 | 0.42 | 07.10.2019 03:25:00 | 106.75 | \$ 2379.27 |
| 3180 | Buy | 07.10.2019 00:30:00 | 117.2 | 4.12 | 07.10.2019 04:02:00 | 117.249 | \$ 15359.81 |
| 3181 | Buy | 07.10.2019 00:45:00 | 117.168 | 4.08 | 07.10.2019 04:02:00 | 117.246 | \$ 27043.55 |
| 3182 | Buy | 07.10.2019 00:50:00 | 117.153 | 4.05 | 07.10.2019 04:02:00 | 117.248 | \$ 33730.34 |
| 3183 | Buy | 07.10.2019 01:00:00 | 117.104 | 4.01 | 07.10.2019 04:02:00 | 117.237 | \$ 48636.81 |
| 2767 | Sell | 08.10.2019 22:45:00 | 1.22249 | 2.39 | 09.10.2019 02:50:00 | 1.22181 | \$ 16340.06 |
| 2766 | Sell | 08.10.2019 22:40:00 | 1.22224 | 2.41 | 09.10.2019 02:50:00 | 1.22183 | \$ 9616.92 |

| | | | | | | | |
|------|------|---------------------|---------|------|---------------------|---------|--------------|
| 2765 | Sell | 08.10.2019 22:20:00 | 1.22197 | 2.43 | 09.10.2019 02:50:00 | 1.22186 | \$ 2011.4 |
| 2764 | Sell | 08.10.2019 22:05:00 | 1.22159 | 2.45 | 09.10.2019 02:50:00 | 1.22182 | \$ -6753.78 |
| 1882 | Buy | 10.10.2019 01:45:00 | 107.072 | 0.42 | 10.10.2019 03:05:00 | 107.327 | \$ 10191.27 |
| 1881 | Buy | 10.10.2019 01:40:00 | 107.115 | 0.43 | 10.10.2019 03:05:00 | 107.332 | \$ 8799.92 |
| 1880 | Buy | 10.10.2019 01:35:00 | 107.127 | 0.43 | 10.10.2019 03:05:00 | 107.332 | \$ 8283.92 |
| 1879 | Buy | 10.10.2019 01:30:00 | 107.181 | 0.43 | 10.10.2019 03:05:00 | 107.343 | \$ 6434.92 |
| 3186 | Buy | 10.10.2019 01:40:00 | 117.624 | 4.07 | 10.10.2019 03:05:00 | 117.88 | \$ 99404.42 |
| 3185 | Buy | 10.10.2019 01:35:00 | 117.67 | 4.1 | 10.10.2019 03:05:00 | 117.888 | \$ 84555.57 |
| 3184 | Buy | 10.10.2019 01:30:00 | 117.693 | 4.14 | 10.10.2019 03:05:00 | 117.896 | \$ 79169.72 |
| 1544 | Buy | 10.10.2019 01:45:00 | 0.99277 | 0.89 | 10.10.2019 03:15:00 | 0.99427 | \$ 15367.5 |
| 1543 | Buy | 10.10.2019 01:40:00 | 0.99344 | 0.9 | 10.10.2019 03:15:00 | 0.9943 | \$ 8905.86 |
| 1542 | Buy | 10.10.2019 01:35:00 | 0.99387 | 0.91 | 10.10.2019 03:15:00 | 0.99425 | \$ 3973.8 |
| 1541 | Buy | 10.10.2019 01:30:00 | 0.99414 | 0.91 | 10.10.2019 03:15:00 | 0.99435 | \$ 2191.98 |
| 2768 | Buy | 11.10.2019 00:04:00 | 1.24275 | 2.45 | 11.10.2019 01:27:00 | 1.24362 | \$ 22460.68 |
| 774 | Sell | 11.10.2019 02:15:00 | 0.88567 | 0.21 | 11.10.2019 04:20:00 | 0.88495 | \$ 1800.84 |
| 773 | Sell | 11.10.2019 02:00:00 | 0.88541 | 0.21 | 11.10.2019 04:20:00 | 0.88502 | \$ 856.59 |
| 772 | Sell | 11.10.2019 01:45:00 | 0.88534 | 0.21 | 11.10.2019 04:20:00 | 0.88505 | \$ 570.45 |
| 771 | Sell | 11.10.2019 01:40:00 | 0.8853 | 0.21 | 11.10.2019 04:20:00 | 0.8851 | \$ 312.92 |
| 2771 | Buy | 11.10.2019 02:30:00 | 1.2424 | 2.42 | 11.10.2019 07:40:00 | 1.24482 | \$ 61711.81 |
| 2770 | Buy | 11.10.2019 02:15:00 | 1.24272 | 2.44 | 11.10.2019 07:40:00 | 1.24468 | \$ 50394.54 |
| 2769 | Buy | 11.10.2019 01:40:00 | 1.2429 | 2.46 | 11.10.2019 07:40:00 | 1.24464 | \$ 45104.71 |
| 1545 | Buy | 14.10.2019 00:30:00 | 0.99619 | 0.91 | 14.10.2019 00:36:00 | 0.99665 | \$ 4812.3 |
| 775 | Sell | 14.10.2019 00:35:00 | 0.87315 | 0.21 | 14.10.2019 02:00:00 | 0.87269 | \$ 1056.88 |
| 3187 | Buy | 14.10.2019 00:05:00 | 119.548 | 4.15 | 14.10.2019 02:38:00 | 119.593 | \$ 13714.13 |
| 776 | Sell | 14.10.2019 02:30:00 | 0.87335 | 0.21 | 14.10.2019 06:35:00 | 0.87527 | \$ -5753.24 |
| 780 | Buy | 15.10.2019 00:15:00 | 0.87261 | 0.21 | 15.10.2019 01:45:00 | 0.87477 | \$ 5915.0 |
| 779 | Buy | 15.10.2019 00:10:00 | 0.87381 | 0.21 | 15.10.2019 01:45:00 | 0.87482 | \$ 2627.73 |
| 778 | Buy | 15.10.2019 00:05:00 | 0.87408 | 0.21 | 15.10.2019 01:45:00 | 0.87477 | \$ 1713.0 |
| 777 | Buy | 15.10.2019 00:00:00 | 0.87439 | 0.21 | 15.10.2019 01:45:00 | 0.87473 | \$ 712.53 |
| 2775 | Sell | 15.10.2019 00:15:00 | 1.26303 | 2.41 | 15.10.2019 01:45:00 | 1.26061 | \$ 61484.8 |
| 2774 | Sell | 15.10.2019 00:10:00 | 1.26154 | 2.46 | 15.10.2019 01:45:00 | 1.26047 | \$ 27749.44 |
| 2773 | Sell | 15.10.2019 00:05:00 | 1.26112 | 2.48 | 15.10.2019 01:45:00 | 1.26061 | \$ 13333.9 |
| 2772 | Sell | 15.10.2019 00:00:00 | 1.26074 | 2.5 | 15.10.2019 01:45:00 | 1.26062 | \$ 3162.69 |
| 2776 | Buy | 16.10.2019 01:00:00 | 1.27573 | 2.53 | 16.10.2019 02:03:00 | 1.27603 | \$ 7997.97 |
| 782 | Sell | 16.10.2019 02:20:00 | 0.8646 | 0.21 | 16.10.2019 05:50:00 | 0.8644 | \$ 312.92 |
| 781 | Sell | 16.10.2019 01:00:00 | 0.86447 | 0.21 | 16.10.2019 05:50:00 | 0.8644 | \$ -59.07 |
| 2778 | Buy | 16.10.2019 02:20:00 | 1.27585 | 2.51 | 16.10.2019 05:50:00 | 1.27552 | \$ -8728.21 |
| 2777 | Buy | 16.10.2019 02:05:00 | 1.27604 | 2.53 | 16.10.2019 05:50:00 | 1.27555 | \$ -13063.34 |
| 2779 | Buy | 16.10.2019 21:35:00 | 1.28249 | 2.52 | 16.10.2019 22:10:00 | 1.28295 | \$ 12215.07 |
| 783 | Sell | 16.10.2019 23:00:00 | 0.86365 | 0.21 | 17.10.2019 00:00:00 | 0.86276 | \$ 2192.95 |
| 2783 | Buy | 17.10.2019 00:40:00 | 1.28184 | 2.46 | 17.10.2019 03:25:00 | 1.2826 | \$ 19700.91 |
| 2782 | Buy | 17.10.2019 00:35:00 | 1.28192 | 2.48 | 17.10.2019 03:25:00 | 1.28262 | \$ 18293.1 |
| 2781 | Buy | 16.10.2019 23:00:00 | 1.28238 | 2.51 | 17.10.2019 03:25:00 | 1.28256 | \$ 1547.42 |
| 2780 | Buy | 16.10.2019 22:50:00 | 1.28258 | 2.52 | 17.10.2019 03:25:00 | 1.28263 | \$ -1898.49 |
| 1547 | Sell | 17.10.2019 22:15:00 | 0.9881 | 0.9 | 18.10.2019 00:05:00 | 0.98699 | \$ 10988.84 |
| 1546 | Sell | 17.10.2019 22:00:00 | 0.98784 | 0.91 | 18.10.2019 00:05:00 | 0.98711 | \$ 7127.54 |
| 786 | Buy | 18.10.2019 00:00:00 | 0.86287 | 0.21 | 18.10.2019 01:25:00 | 0.86352 | \$ 1598.67 |
| 785 | Buy | 17.10.2019 22:10:00 | 0.86347 | 0.21 | 18.10.2019 01:25:00 | 0.86353 | \$ -199.33 |
| 784 | Buy | 17.10.2019 22:00:00 | 0.86398 | 0.21 | 18.10.2019 01:25:00 | 0.86353 | \$ -1657.17 |
| 2786 | Buy | 18.10.2019 02:20:00 | 1.28667 | 2.49 | 18.10.2019 09:30:00 | 1.28673 | \$ 1574.3 |
| 2785 | Buy | 18.10.2019 02:05:00 | 1.2871 | 2.52 | 18.10.2019 09:30:00 | 1.28684 | \$ -6904.17 |
| 2784 | Buy | 18.10.2019 02:00:00 | 1.28729 | 2.53 | 18.10.2019 09:30:00 | 1.28676 | \$ -14129.74 |
| 3188 | Buy | 21.10.2019 01:30:00 | 120.864 | 4.11 | 21.10.2019 03:00:00 | 120.942 | \$ 27090.94 |
| 789 | Sell | 21.10.2019 01:30:00 | 0.86514 | 0.21 | 21.10.2019 03:30:00 | 0.86388 | \$ 3346.0 |
| 788 | Sell | 21.10.2019 00:55:00 | 0.86341 | 0.21 | 21.10.2019 03:30:00 | 0.86394 | \$ -1775.9 |
| 787 | Sell | 21.10.2019 00:40:00 | 0.86326 | 0.21 | 21.10.2019 03:30:00 | 0.86388 | \$ -2033.43 |
| 2790 | Buy | 21.10.2019 01:05:00 | 1.29119 | 2.46 | 21.10.2019 03:30:00 | 1.2921 | \$ 23589.25 |
| 2789 | Buy | 21.10.2019 00:50:00 | 1.29178 | 2.49 | 21.10.2019 03:30:00 | 1.29206 | \$ 7346.74 |
| 2788 | Buy | 21.10.2019 00:35:00 | 1.29192 | 2.51 | 21.10.2019 03:30:00 | 1.29217 | \$ 6612.28 |
| 2787 | Buy | 21.10.2019 00:30:00 | 1.29215 | 2.53 | 21.10.2019 03:30:00 | 1.29205 | \$ -2665.99 |

| | | | | | | | |
|------|------|---------------------|---------|------|---------------------|---------|--------------|
| 2791 | Sell | 23.10.2019 02:00:00 | 1.28956 | 2.54 | 23.10.2019 03:10:00 | 1.28734 | \$ 59445.93 |
| 2795 | Sell | 23.10.2019 22:25:00 | 1.29191 | 2.49 | 24.10.2019 00:00:00 | 1.29055 | \$ 33221.03 |
| 2794 | Sell | 23.10.2019 22:15:00 | 1.29172 | 2.51 | 24.10.2019 00:00:00 | 1.29058 | \$ 27666.42 |
| 2793 | Sell | 23.10.2019 22:10:00 | 1.29137 | 2.53 | 24.10.2019 00:00:00 | 1.2906 | \$ 18018.22 |
| 2792 | Sell | 23.10.2019 22:00:00 | 1.29074 | 2.55 | 24.10.2019 00:00:00 | 1.29067 | \$ -657.35 |
| 2799 | Sell | 24.10.2019 22:00:00 | 1.28655 | 2.51 | 24.10.2019 22:55:00 | 1.28476 | \$ 47365.5 |
| 2798 | Sell | 24.10.2019 21:55:00 | 1.28622 | 2.53 | 24.10.2019 22:55:00 | 1.28473 | \$ 39741.31 |
| 2797 | Sell | 24.10.2019 21:50:00 | 1.28602 | 2.55 | 24.10.2019 22:55:00 | 1.28475 | \$ 34141.24 |
| 2796 | Sell | 24.10.2019 21:45:00 | 1.28597 | 2.57 | 24.10.2019 22:55:00 | 1.28475 | \$ 33054.32 |
| 790 | Sell | 29.10.2019 21:25:00 | 0.86433 | 0.21 | 29.10.2019 23:25:00 | 0.86376 | \$ 1371.64 |
| 2459 | Buy | 30.10.2019 23:20:00 | 1.316 | 0.16 | 31.10.2019 02:45:00 | 1.3162 | \$ -76.98 |
| 2458 | Buy | 30.10.2019 23:10:00 | 1.31621 | 0.17 | 31.10.2019 02:45:00 | 1.31634 | \$ -176.83 |
| 2800 | Buy | 01.11.2019 01:00:00 | 1.29272 | 2.61 | 01.11.2019 03:00:00 | 1.29386 | \$ 31353.28 |
| 3190 | Sell | 01.11.2019 00:00:00 | 120.466 | 4.1 | 01.11.2019 03:05:00 | 120.455 | \$ -429.02 |
| 3189 | Sell | 31.10.2019 23:00:00 | 120.448 | 4.13 | 01.11.2019 03:05:00 | 120.442 | \$ -3417.41 |
| 3191 | Sell | 05.11.2019 02:30:00 | 121.005 | 4.11 | 05.11.2019 05:35:00 | 120.941 | \$ 21330.53 |
| 1883 | Buy | 07.11.2019 22:30:00 | 109.242 | 0.43 | 08.11.2019 00:05:00 | 109.325 | \$ 2962.67 |
| 3193 | Buy | 07.11.2019 22:35:00 | 120.672 | 4.1 | 08.11.2019 02:10:00 | 120.848 | \$ 65355.27 |
| 3192 | Buy | 07.11.2019 22:30:00 | 120.689 | 4.13 | 08.11.2019 02:10:00 | 120.843 | \$ 56747.15 |
| 1548 | Sell | 13.11.2019 23:30:00 | 0.99059 | 0.91 | 14.11.2019 00:30:00 | 0.98984 | \$ 6305.82 |
| 3195 | Buy | 18.11.2019 01:30:00 | 120.13 | 4.14 | 18.11.2019 02:35:00 | 120.23 | \$ 36426.82 |
| 3194 | Buy | 18.11.2019 00:00:00 | 120.201 | 4.18 | 18.11.2019 02:35:00 | 120.229 | \$ 6680.02 |
| 2801 | Buy | 18.11.2019 23:00:00 | 1.29515 | 2.62 | 19.11.2019 02:05:00 | 1.2953 | \$ 3023.16 |
| 2802 | Sell | 22.11.2019 02:00:00 | 1.29195 | 2.62 | 22.11.2019 04:55:00 | 1.29139 | \$ 15467.66 |
| 2805 | Sell | 25.11.2019 02:20:00 | 1.28549 | 2.58 | 25.11.2019 04:05:00 | 1.28496 | \$ 14415.55 |
| 2804 | Sell | 25.11.2019 00:50:00 | 1.28506 | 2.6 | 25.11.2019 04:05:00 | 1.28492 | \$ 3837.4 |
| 2803 | Sell | 25.11.2019 00:30:00 | 1.28486 | 2.62 | 25.11.2019 04:05:00 | 1.28493 | \$ -1933.46 |
| 3197 | Sell | 25.11.2019 01:55:00 | 119.848 | 4.17 | 25.11.2019 05:20:00 | 119.887 | \$ -21261.08 |
| 3196 | Sell | 25.11.2019 01:30:00 | 119.837 | 4.2 | 25.11.2019 05:20:00 | 119.889 | \$ -26873.62 |
| 2807 | Sell | 26.11.2019 22:05:00 | 1.28688 | 2.61 | 27.11.2019 00:05:00 | 1.28558 | \$ 34903.72 |
| 2806 | Sell | 26.11.2019 22:00:00 | 1.28678 | 2.63 | 27.11.2019 00:05:00 | 1.28538 | \$ 37943.81 |
| 3198 | Sell | 27.11.2019 22:00:00 | 120.588 | 4.16 | 27.11.2019 23:45:00 | 120.492 | \$ 34919.41 |
| 1886 | Buy | 28.11.2019 01:50:00 | 109.33 | 0.43 | 28.11.2019 04:00:00 | 109.444 | \$ 4370.92 |
| 1885 | Buy | 28.11.2019 01:40:00 | 109.38 | 0.43 | 28.11.2019 04:00:00 | 109.445 | \$ 2263.92 |
| 1884 | Buy | 28.11.2019 01:35:00 | 109.389 | 0.43 | 28.11.2019 04:00:00 | 109.435 | \$ 1446.92 |
| 3201 | Buy | 28.11.2019 01:50:00 | 120.327 | 4.11 | 28.11.2019 04:00:00 | 120.469 | \$ 53416.4 |
| 3200 | Buy | 28.11.2019 01:40:00 | 120.374 | 4.15 | 28.11.2019 04:00:00 | 120.473 | \$ 36089.69 |
| 3199 | Buy | 28.11.2019 01:30:00 | 120.385 | 4.18 | 28.11.2019 04:00:00 | 120.459 | \$ 25900.16 |
| 794 | Sell | 02.12.2019 00:50:00 | 0.85353 | 0.21 | 02.12.2019 02:05:00 | 0.85309 | \$ 999.65 |
| 793 | Sell | 02.12.2019 00:45:00 | 0.85319 | 0.21 | 02.12.2019 02:05:00 | 0.85292 | \$ 513.22 |
| 792 | Sell | 02.12.2019 00:35:00 | 0.85311 | 0.21 | 02.12.2019 02:05:00 | 0.85292 | \$ 284.3 |
| 791 | Sell | 02.12.2019 00:30:00 | 0.85306 | 0.21 | 02.12.2019 02:05:00 | 0.85306 | \$ -259.36 |
| 1887 | Sell | 02.12.2019 02:30:00 | 109.671 | 0.43 | 02.12.2019 06:20:00 | 109.655 | \$ 156.92 |
| 2808 | Buy | 02.12.2019 00:00:00 | 1.29094 | 2.65 | 02.12.2019 06:40:00 | 1.29135 | \$ 11449.0 |
| 3202 | Sell | 02.12.2019 02:30:00 | 120.836 | 4.2 | 02.12.2019 07:00:00 | 120.803 | \$ 8785.18 |
| 1888 | Sell | 03.12.2019 01:00:00 | 109.061 | 0.43 | 03.12.2019 08:45:00 | 109.136 | \$ -3756.08 |
| 1889 | Sell | 03.12.2019 22:30:00 | 108.642 | 0.43 | 04.12.2019 02:05:00 | 108.601 | \$ 1053.47 |
| 2811 | Buy | 03.12.2019 22:10:00 | 1.29896 | 2.61 | 04.12.2019 04:00:00 | 1.29995 | \$ 26114.04 |
| 2810 | Buy | 03.12.2019 22:05:00 | 1.29924 | 2.63 | 04.12.2019 04:00:00 | 1.29991 | \$ 17445.78 |
| 2809 | Buy | 03.12.2019 22:00:00 | 1.2994 | 2.65 | 04.12.2019 04:00:00 | 1.29999 | \$ 15344.5 |
| 3203 | Sell | 09.12.2019 01:30:00 | 120.182 | 4.23 | 09.12.2019 02:05:00 | 120.043 | \$ 53713.56 |
| 2460 | Buy | 09.12.2019 00:00:00 | 1.32531 | 0.17 | 09.12.2019 05:20:00 | 1.32608 | \$ 835.54 |
| 2815 | Buy | 11.12.2019 00:25:00 | 1.31174 | 2.56 | 11.12.2019 05:00:00 | 1.31352 | \$ 48017.28 |
| 2814 | Buy | 11.12.2019 00:15:00 | 1.31252 | 2.6 | 11.12.2019 05:00:00 | 1.31352 | \$ 27397.5 |
| 2813 | Buy | 11.12.2019 00:05:00 | 1.31402 | 2.64 | 11.12.2019 05:00:00 | 1.31344 | \$ -16135.02 |
| 2812 | Buy | 11.12.2019 00:00:00 | 1.31529 | 2.66 | 11.12.2019 05:00:00 | 1.31358 | \$ -47930.87 |
| 798 | Sell | 11.12.2019 00:20:00 | 0.84498 | 0.21 | 11.12.2019 06:10:00 | 0.84408 | \$ 2315.9 |
| 797 | Sell | 11.12.2019 00:15:00 | 0.84494 | 0.21 | 11.12.2019 06:10:00 | 0.84418 | \$ 1915.3 |
| 796 | Sell | 11.12.2019 00:05:00 | 0.84378 | 0.21 | 11.12.2019 06:10:00 | 0.84406 | \$ -1060.55 |
| 795 | Sell | 11.12.2019 00:00:00 | 0.84292 | 0.21 | 11.12.2019 06:10:00 | 0.84404 | \$ -3464.12 |

| | | | | | | | |
|------|------|---------------------|---------|------|---------------------|---------|---------------|
| 2199 | Sell | 11.12.2019 22:10:00 | 1.11407 | 1.19 | 11.12.2019 23:45:00 | 1.1131 | \$ 12168.98 |
| 2198 | Sell | 11.12.2019 22:00:00 | 1.11384 | 1.2 | 11.12.2019 23:45:00 | 1.11318 | \$ 8349.5 |
| 3205 | Sell | 11.12.2019 22:10:00 | 120.9 | 4.18 | 11.12.2019 23:50:00 | 120.808 | \$ 33402.13 |
| 3204 | Sell | 11.12.2019 22:00:00 | 120.867 | 4.22 | 11.12.2019 23:50:00 | 120.808 | \$ 19797.37 |
| 1549 | Buy | 11.12.2019 22:00:00 | 0.98174 | 0.91 | 11.12.2019 23:55:00 | 0.98291 | \$ 12254.01 |
| 799 | Sell | 11.12.2019 22:00:00 | 0.84347 | 0.21 | 12.12.2019 02:20:00 | 0.84305 | \$ 848.1 |
| 2818 | Sell | 12.12.2019 22:10:00 | 1.3165 | 2.61 | 12.12.2019 22:26:00 | 1.3162 | \$ 8254.62 |
| 2819 | Sell | 12.12.2019 22:15:00 | 1.31724 | 2.57 | 12.12.2019 22:26:00 | 1.31613 | \$ 30074.02 |
| 802 | Buy | 12.12.2019 22:15:00 | 0.84409 | 0.21 | 12.12.2019 22:43:00 | 0.84442 | \$ 683.95 |
| 801 | Buy | 12.12.2019 22:05:00 | 0.84454 | 0.21 | 12.12.2019 23:45:00 | 0.84588 | \$ 3571.02 |
| 800 | Buy | 12.12.2019 22:00:00 | 0.84598 | 0.21 | 12.12.2019 23:45:00 | 0.8459 | \$ -488.04 |
| 2821 | Sell | 12.12.2019 22:35:00 | 1.31678 | 2.59 | 12.12.2019 23:46:00 | 1.31624 | \$ 14744.46 |
| 2816 | Sell | 12.12.2019 22:00:00 | 1.31347 | 2.67 | 13.12.2019 00:00:00 | 1.32644 | \$ -365965.0 |
| 2817 | Sell | 12.12.2019 22:05:00 | 1.31612 | 2.63 | 13.12.2019 00:00:00 | 1.32922 | \$ -364086.81 |
| 2820 | Sell | 12.12.2019 22:30:00 | 1.31642 | 2.62 | 13.12.2019 00:00:00 | 1.32945 | \$ -360768.99 |
| 803 | Buy | 13.12.2019 00:05:00 | 0.83085 | 0.21 | 13.12.2019 00:10:00 | 0.83103 | \$ 255.17 |
| 1552 | Buy | 13.12.2019 00:05:00 | 0.98265 | 0.89 | 13.12.2019 00:10:00 | 0.98388 | \$ 12599.75 |
| 2822 | Sell | 13.12.2019 00:05:00 | 1.34378 | 2.41 | 13.12.2019 00:10:00 | 1.34327 | \$ 12957.54 |
| 804 | Buy | 13.12.2019 00:15:00 | 0.82911 | 0.21 | 13.12.2019 00:57:00 | 0.8301 | \$ 2570.55 |
| 805 | Buy | 13.12.2019 00:35:00 | 0.82894 | 0.21 | 13.12.2019 00:57:00 | 0.83012 | \$ 3113.67 |
| 806 | Buy | 13.12.2019 00:40:00 | 0.82855 | 0.21 | 13.12.2019 00:57:00 | 0.83013 | \$ 4257.06 |
| 2823 | Sell | 13.12.2019 00:15:00 | 1.34674 | 2.41 | 13.12.2019 00:57:00 | 1.34614 | \$ 15244.17 |
| 2824 | Sell | 13.12.2019 00:20:00 | 1.34693 | 2.39 | 13.12.2019 00:57:00 | 1.34624 | \$ 17385.3 |
| 2825 | Sell | 13.12.2019 00:30:00 | 1.34946 | 2.34 | 13.12.2019 00:57:00 | 1.34614 | \$ 81901.02 |
| 2826 | Sell | 13.12.2019 00:35:00 | 1.34965 | 2.32 | 13.12.2019 00:57:00 | 1.34626 | \$ 82913.08 |
| 2202 | Sell | 13.12.2019 00:45:00 | 1.11991 | 1.15 | 13.12.2019 01:20:00 | 1.11934 | \$ 6910.48 |
| 2828 | Sell | 13.12.2019 01:20:00 | 1.34724 | 2.44 | 13.12.2019 01:30:00 | 1.3464 | \$ 21607.49 |
| 2201 | Sell | 13.12.2019 00:30:00 | 1.11917 | 1.16 | 13.12.2019 02:05:00 | 1.1171 | \$ 25314.17 |
| 2200 | Sell | 12.12.2019 23:00:00 | 1.11321 | 1.2 | 13.12.2019 02:05:00 | 1.11711 | \$ -49436.59 |
| 1551 | Buy | 13.12.2019 00:00:00 | 0.98448 | 0.9 | 13.12.2019 02:55:00 | 0.98539 | \$ 9424.16 |
| 1550 | Buy | 12.12.2019 23:00:00 | 0.98489 | 0.91 | 13.12.2019 02:55:00 | 0.98527 | \$ 3961.21 |
| 2827 | Sell | 13.12.2019 01:05:00 | 1.34639 | 2.46 | 13.12.2019 03:01:00 | 1.34613 | \$ 6742.85 |
| 2464 | Buy | 13.12.2019 01:10:00 | 1.31581 | 0.16 | 13.12.2019 04:45:00 | 1.31623 | \$ 339.11 |
| 2463 | Buy | 13.12.2019 00:50:00 | 1.316 | 0.16 | 13.12.2019 04:45:00 | 1.31611 | \$ -57.04 |
| 2462 | Buy | 13.12.2019 00:35:00 | 1.31656 | 0.16 | 13.12.2019 04:45:00 | 1.31622 | \$ -632.11 |
| 2461 | Buy | 13.12.2019 00:30:00 | 1.3168 | 0.16 | 13.12.2019 04:45:00 | 1.31627 | \$ -874.91 |
| 807 | Buy | 13.12.2019 01:00:00 | 0.83057 | 0.21 | 13.12.2019 05:15:00 | 0.82988 | \$ -2231.72 |
| 2465 | Buy | 16.12.2019 00:01:00 | 1.31735 | 0.16 | 16.12.2019 02:50:00 | 1.31749 | \$ -18.7 |
| 2832 | Sell | 16.12.2019 01:35:00 | 1.33521 | 2.4 | 16.12.2019 10:10:00 | 1.33714 | \$ -48831.93 |
| 2831 | Sell | 16.12.2019 01:15:00 | 1.3348 | 2.43 | 16.12.2019 10:10:00 | 1.33715 | \$ -60201.8 |
| 2830 | Sell | 16.12.2019 01:10:00 | 1.33459 | 2.45 | 16.12.2019 10:10:00 | 1.33714 | \$ -65863.02 |
| 2829 | Sell | 16.12.2019 01:05:00 | 1.33445 | 2.47 | 16.12.2019 10:10:00 | 1.3371 | \$ -69004.63 |
| 2203 | Sell | 16.12.2019 01:00:00 | 1.11297 | 1.2 | 16.12.2019 10:35:00 | 1.11325 | \$ -3542.21 |
| 3209 | Sell | 16.12.2019 01:35:00 | 121.757 | 4.09 | 16.12.2019 10:35:00 | 121.847 | \$ -41789.66 |
| 3208 | Sell | 16.12.2019 01:00:00 | 121.71 | 4.13 | 16.12.2019 10:35:00 | 121.845 | \$ -60781.46 |
| 3207 | Sell | 16.12.2019 00:35:00 | 121.688 | 4.17 | 16.12.2019 10:35:00 | 121.849 | \$ -72211.35 |
| 3206 | Sell | 16.12.2019 00:30:00 | 121.664 | 4.2 | 16.12.2019 10:35:00 | 121.86 | \$ -87430.06 |
| 2834 | Sell | 16.12.2019 22:05:00 | 1.33527 | 2.39 | 16.12.2019 23:15:00 | 1.33411 | \$ 29227.47 |
| 2833 | Sell | 16.12.2019 22:00:00 | 1.33497 | 2.41 | 16.12.2019 23:15:00 | 1.334 | \$ 24644.74 |
| 2835 | Sell | 17.12.2019 21:30:00 | 1.31249 | 2.42 | 17.12.2019 21:45:00 | 1.31129 | \$ 30614.84 |
| 2836 | Sell | 17.12.2019 23:15:00 | 1.31331 | 2.43 | 18.12.2019 00:19:00 | 1.31296 | \$ 8159.67 |
| 2837 | Sell | 17.12.2019 23:25:00 | 1.31365 | 2.41 | 18.12.2019 00:19:00 | 1.31287 | \$ 19017.49 |
| 810 | Buy | 17.12.2019 23:25:00 | 0.84848 | 0.21 | 18.12.2019 01:45:00 | 0.84958 | \$ 2773.51 |
| 809 | Buy | 17.12.2019 23:15:00 | 0.84867 | 0.21 | 18.12.2019 01:45:00 | 0.84966 | \$ 2459.07 |
| 808 | Buy | 17.12.2019 23:05:00 | 0.84897 | 0.21 | 18.12.2019 01:45:00 | 0.84959 | \$ 1401.43 |
| 2839 | Sell | 18.12.2019 01:30:00 | 1.3133 | 2.42 | 18.12.2019 02:05:00 | 1.31111 | \$ 55872.08 |
| 2838 | Sell | 18.12.2019 01:25:00 | 1.31316 | 2.43 | 18.12.2019 02:05:00 | 1.31105 | \$ 54053.53 |
| 2840 | Sell | 20.12.2019 02:00:00 | 1.30162 | 2.46 | 20.12.2019 08:10:00 | 1.30144 | \$ 4668.13 |
| 811 | Sell | 23.12.2019 00:30:00 | 0.85266 | 0.21 | 23.12.2019 01:35:00 | 0.85141 | \$ 3317.39 |
| 2466 | Buy | 23.12.2019 00:30:00 | 1.31452 | 0.16 | 23.12.2019 02:25:00 | 1.31531 | \$ 811.95 |

| | | | | | | | |
|------|------|---------------------|---------|------|---------------------|---------|--------------|
| 2841 | Sell | 23.12.2019 22:10:00 | 1.29409 | 2.46 | 23.12.2019 23:55:00 | 1.29349 | \$ 15560.44 |
| 2844 | Buy | 24.12.2019 23:15:00 | 1.29227 | 2.42 | 24.12.2019 23:57:00 | 1.29336 | \$ 27795.82 |
| 815 | Sell | 24.12.2019 23:30:00 | 0.85769 | 0.21 | 25.12.2019 01:20:00 | 0.85728 | \$ 882.37 |
| 2843 | Buy | 24.12.2019 23:05:00 | 1.29312 | 2.45 | 25.12.2019 02:35:00 | 1.294 | \$ 21673.32 |
| 2842 | Buy | 24.12.2019 23:00:00 | 1.29332 | 2.47 | 25.12.2019 02:35:00 | 1.2941 | \$ 19247.47 |
| 814 | Sell | 24.12.2019 23:25:00 | 0.85735 | 0.21 | 25.12.2019 02:40:00 | 0.85542 | \$ 5231.7 |
| 813 | Sell | 24.12.2019 23:20:00 | 0.85683 | 0.21 | 25.12.2019 02:40:00 | 0.85542 | \$ 3743.77 |
| 812 | Sell | 24.12.2019 23:00:00 | 0.85669 | 0.21 | 25.12.2019 02:40:00 | 0.85559 | \$ 2856.74 |
| 3211 | Sell | 26.12.2019 00:50:00 | 121.326 | 4.11 | 26.12.2019 06:00:00 | 121.483 | \$ -69513.95 |
| 3210 | Sell | 26.12.2019 00:30:00 | 121.319 | 4.14 | 26.12.2019 06:00:00 | 121.483 | \$ -72918.32 |
| 2845 | Sell | 26.12.2019 01:00:00 | 1.29713 | 2.48 | 26.12.2019 10:05:00 | 1.29844 | \$ -34249.82 |
| 2467 | Sell | 27.12.2019 00:00:00 | 1.31188 | 0.16 | 27.12.2019 02:06:00 | 1.31157 | \$ 198.76 |
| 2847 | Buy | 27.12.2019 00:06:00 | 1.29886 | 2.45 | 27.12.2019 03:28:00 | 1.29912 | \$ 6712.39 |
| 2846 | Buy | 27.12.2019 00:00:00 | 1.29919 | 2.47 | 27.12.2019 05:40:00 | 1.29965 | \$ 11972.71 |
| 2848 | Buy | 30.12.2019 00:25:00 | 1.30698 | 2.48 | 30.12.2019 00:34:00 | 1.30747 | \$ 12805.17 |
| 2204 | Buy | 30.12.2019 00:03:00 | 1.11731 | 1.19 | 30.12.2019 01:00:00 | 1.11793 | \$ 7774.57 |
| 2850 | Buy | 30.12.2019 23:00:00 | 1.31028 | 2.46 | 31.12.2019 00:00:00 | 1.31116 | \$ 21761.78 |
| 2849 | Buy | 30.12.2019 22:55:00 | 1.31052 | 2.48 | 31.12.2019 00:00:00 | 1.31116 | \$ 15666.78 |
| 2854 | Buy | 31.12.2019 21:55:00 | 1.32358 | 2.43 | 31.12.2019 23:45:00 | 1.32566 | \$ 53260.74 |
| 2853 | Buy | 31.12.2019 21:50:00 | 1.32417 | 2.45 | 31.12.2019 23:45:00 | 1.32565 | \$ 38208.97 |
| 2852 | Buy | 31.12.2019 21:45:00 | 1.32436 | 2.47 | 31.12.2019 23:45:00 | 1.32565 | \$ 33575.63 |
| 2851 | Buy | 31.12.2019 21:30:00 | 1.32451 | 2.49 | 31.12.2019 23:45:00 | 1.32568 | \$ 30698.9 |
| 2468 | Sell | 31.12.2019 23:10:00 | 1.29846 | 0.17 | 02.01.2020 00:00:00 | 1.29858 | \$ -575.02 |
| 2855 | Sell | 02.01.2020 22:30:00 | 1.31435 | 2.53 | 02.01.2020 23:55:00 | 1.31354 | \$ 21604.33 |
| 3213 | Sell | 03.01.2020 01:30:00 | 121.356 | 4.06 | 03.01.2020 03:00:00 | 121.149 | \$ 79115.19 |
| 3212 | Sell | 03.01.2020 00:00:00 | 121.276 | 4.1 | 03.01.2020 03:00:00 | 121.163 | \$ 41357.56 |
| 2858 | Sell | 03.01.2020 02:30:00 | 1.31484 | 2.5 | 03.01.2020 03:55:00 | 1.31417 | \$ 17658.35 |
| 2857 | Sell | 03.01.2020 02:00:00 | 1.31456 | 2.52 | 03.01.2020 03:55:00 | 1.31424 | \$ 8501.31 |
| 2856 | Sell | 03.01.2020 01:35:00 | 1.31437 | 2.54 | 03.01.2020 03:55:00 | 1.31433 | \$ 1071.1 |
| 3214 | Sell | 06.01.2020 02:30:00 | 120.618 | 4.16 | 06.01.2020 03:55:00 | 120.473 | \$ 55302.25 |
| 2859 | Sell | 06.01.2020 02:30:00 | 1.30865 | 2.54 | 06.01.2020 05:45:00 | 1.30809 | \$ 14995.36 |
| 1556 | Buy | 08.01.2020 02:20:00 | 0.96692 | 0.91 | 08.01.2020 03:45:00 | 0.96852 | \$ 16760.97 |
| 1555 | Buy | 08.01.2020 02:15:00 | 0.96731 | 0.91 | 08.01.2020 03:45:00 | 0.96849 | \$ 12358.83 |
| 1554 | Buy | 08.01.2020 01:40:00 | 0.96865 | 0.92 | 08.01.2020 03:45:00 | 0.96852 | \$ -1386.74 |
| 1553 | Buy | 08.01.2020 01:30:00 | 0.96893 | 0.92 | 08.01.2020 03:45:00 | 0.9684 | \$ -5625.33 |
| 1893 | Buy | 08.01.2020 01:45:00 | 107.911 | 0.43 | 08.01.2020 03:45:00 | 108.112 | \$ 8111.92 |
| 1892 | Buy | 08.01.2020 01:40:00 | 107.969 | 0.43 | 08.01.2020 03:45:00 | 108.115 | \$ 5746.92 |
| 1891 | Buy | 08.01.2020 01:35:00 | 108.037 | 0.43 | 08.01.2020 03:45:00 | 108.118 | \$ 2951.92 |
| 1890 | Buy | 08.01.2020 01:30:00 | 108.088 | 0.44 | 08.01.2020 03:45:00 | 108.113 | \$ 556.57 |
| 2205 | Sell | 08.01.2020 02:30:00 | 1.11616 | 1.21 | 08.01.2020 03:50:00 | 1.11556 | \$ 7653.71 |
| 3215 | Buy | 08.01.2020 23:00:00 | 121.171 | 4.16 | 09.01.2020 02:10:00 | 121.271 | \$ 30906.1 |
| 1894 | Buy | 08.01.2020 23:00:00 | 109.048 | 0.44 | 09.01.2020 02:15:00 | 109.164 | \$ 4329.57 |
| 2472 | Buy | 09.01.2020 23:45:00 | 1.30632 | 0.16 | 10.01.2020 02:05:00 | 1.30666 | \$ 191.91 |
| 2471 | Buy | 09.01.2020 22:40:00 | 1.30649 | 0.16 | 10.01.2020 02:05:00 | 1.30664 | \$ -50.9 |
| 2470 | Buy | 09.01.2020 22:35:00 | 1.30653 | 0.16 | 10.01.2020 02:05:00 | 1.30651 | \$ -268.15 |
| 2469 | Buy | 09.01.2020 22:30:00 | 1.30692 | 0.16 | 10.01.2020 02:05:00 | 1.30651 | \$ -766.54 |
| 2860 | Sell | 16.01.2020 00:30:00 | 1.30527 | 2.55 | 16.01.2020 05:24:00 | 1.30486 | \$ 11021.98 |
| 3219 | Sell | 23.01.2020 21:55:00 | 121.05 | 4.06 | 24.01.2020 00:00:00 | 121.015 | \$ 8389.71 |
| 3218 | Sell | 23.01.2020 21:45:00 | 121.038 | 4.1 | 24.01.2020 00:00:00 | 121.016 | \$ 3142.81 |
| 3217 | Sell | 23.01.2020 21:30:00 | 121.02 | 4.14 | 24.01.2020 00:00:00 | 121.028 | \$ -9245.74 |
| 3216 | Sell | 23.01.2020 21:25:00 | 121.009 | 4.17 | 24.01.2020 00:00:00 | 121.018 | \$ -9729.49 |
| 3220 | Sell | 27.01.2020 02:30:00 | 120.233 | 4.19 | 27.01.2020 04:35:00 | 120.134 | \$ 36442.78 |
| 1557 | Buy | 27.01.2020 01:30:00 | 0.9691 | 0.92 | 27.01.2020 04:55:00 | 0.97046 | \$ 14402.01 |
| 2864 | Sell | 28.01.2020 22:40:00 | 1.30135 | 2.49 | 29.01.2020 03:40:00 | 1.30205 | \$ -19201.7 |
| 2863 | Sell | 28.01.2020 22:20:00 | 1.30121 | 2.51 | 29.01.2020 03:40:00 | 1.30201 | \$ -22002.05 |
| 2862 | Sell | 28.01.2020 22:05:00 | 1.30093 | 2.53 | 29.01.2020 03:40:00 | 1.30202 | \$ -29912.25 |
| 2861 | Sell | 28.01.2020 22:00:00 | 1.30079 | 2.55 | 29.01.2020 03:40:00 | 1.3019 | \$ -30686.36 |
| 2250 | Sell | 29.01.2020 22:00:00 | 0.67595 | 0.18 | 30.01.2020 00:35:00 | 0.67481 | \$ 1837.85 |
| 2206 | Sell | 29.01.2020 22:00:00 | 1.10201 | 1.21 | 30.01.2020 00:39:00 | 1.10133 | \$ 8375.87 |
| 1558 | Buy | 29.01.2020 22:00:00 | 0.97316 | 0.92 | 30.01.2020 08:05:00 | 0.97202 | \$ -12127.33 |

| | | | | | | | |
|------|------|---------------------|---------|------|---------------------|---------|---------------|
| 2865 | Buy | 30.01.2020 21:30:00 | 1.30818 | 2.52 | 30.01.2020 22:35:00 | 1.30902 | \$ 22305.78 |
| 1898 | Sell | 30.01.2020 23:00:00 | 108.917 | 0.43 | 31.01.2020 00:50:00 | 108.912 | \$ -494.53 |
| 1897 | Sell | 30.01.2020 22:50:00 | 108.888 | 0.43 | 31.01.2020 00:50:00 | 108.931 | \$ -2558.53 |
| 1896 | Sell | 30.01.2020 22:35:00 | 108.854 | 0.44 | 31.01.2020 00:50:00 | 108.921 | \$ -3674.03 |
| 1895 | Sell | 30.01.2020 22:30:00 | 108.816 | 0.44 | 31.01.2020 00:50:00 | 108.924 | \$ -5478.03 |
| 3224 | Sell | 30.01.2020 23:00:00 | 120.154 | 4.1 | 31.01.2020 01:05:00 | 120.152 | \$ -5020.74 |
| 3223 | Sell | 30.01.2020 22:45:00 | 120.139 | 4.14 | 31.01.2020 01:05:00 | 120.148 | \$ -9622.89 |
| 3222 | Sell | 30.01.2020 22:35:00 | 120.117 | 4.17 | 31.01.2020 01:05:00 | 120.152 | \$ -20533.54 |
| 3221 | Sell | 30.01.2020 22:30:00 | 120.065 | 4.21 | 31.01.2020 01:05:00 | 120.159 | \$ -45568.07 |
| 2475 | Buy | 30.01.2020 22:40:00 | 1.32 | 0.16 | 31.01.2020 02:48:00 | 1.32021 | \$ 25.77 |
| 2476 | Buy | 30.01.2020 22:45:00 | 1.31972 | 0.16 | 31.01.2020 02:48:00 | 1.32031 | \$ 511.39 |
| 2474 | Buy | 30.01.2020 22:35:00 | 1.32019 | 0.16 | 31.01.2020 08:00:00 | 1.32086 | \$ 613.62 |
| 2473 | Buy | 30.01.2020 22:30:00 | 1.32045 | 0.17 | 31.01.2020 08:00:00 | 1.32075 | \$ 149.58 |
| 816 | Sell | 03.02.2020 00:30:00 | 0.84138 | 0.22 | 03.02.2020 02:35:00 | 0.84094 | \$ 1047.26 |
| 2866 | Buy | 03.02.2020 00:30:00 | 1.31773 | 2.53 | 03.02.2020 10:35:00 | 1.3129 | \$ -128767.19 |
| 2477 | Buy | 04.02.2020 00:00:00 | 1.32845 | 0.17 | 04.02.2020 01:05:00 | 1.32948 | \$ 1188.56 |
| 2868 | Sell | 03.02.2020 23:45:00 | 1.30006 | 2.48 | 04.02.2020 02:20:00 | 1.29891 | \$ 29243.49 |
| 2867 | Sell | 03.02.2020 23:40:00 | 1.29988 | 2.5 | 04.02.2020 02:20:00 | 1.29894 | \$ 23944.62 |
| 1899 | Buy | 05.02.2020 02:30:00 | 109.387 | 0.43 | 05.02.2020 04:00:00 | 109.49 | \$ 3897.92 |
| 3225 | Buy | 05.02.2020 02:30:00 | 120.805 | 4.16 | 05.02.2020 10:25:00 | 120.825 | \$ 3294.35 |
| 2869 | Buy | 12.02.2020 00:30:00 | 1.29434 | 2.51 | 12.02.2020 03:15:00 | 1.29585 | \$ 39938.18 |
| 1900 | Buy | 13.02.2020 02:00:00 | 109.866 | 0.43 | 13.02.2020 03:30:00 | 109.962 | \$ 3596.92 |
| 2251 | Buy | 13.02.2020 02:00:00 | 0.67137 | 0.18 | 13.02.2020 05:59:00 | 0.67192 | \$ 820.97 |
| 2873 | Buy | 13.02.2020 23:55:00 | 1.30421 | 2.46 | 14.02.2020 01:15:00 | 1.30476 | \$ 13207.44 |
| 2872 | Buy | 13.02.2020 23:45:00 | 1.30433 | 2.48 | 14.02.2020 01:15:00 | 1.30463 | \$ 6781.56 |
| 2871 | Buy | 13.02.2020 22:45:00 | 1.30447 | 2.5 | 14.02.2020 01:15:00 | 1.3047 | \$ 4992.2 |
| 2870 | Buy | 13.02.2020 22:35:00 | 1.30472 | 2.52 | 14.02.2020 01:15:00 | 1.30463 | \$ -3465.31 |
| 2252 | Sell | 20.02.2020 02:30:00 | 0.66907 | 0.18 | 20.02.2020 03:25:00 | 0.66699 | \$ 3724.5 |
| 2874 | Sell | 20.02.2020 02:00:00 | 1.29261 | 2.53 | 20.02.2020 03:35:00 | 1.29195 | \$ 17603.53 |
| 1904 | Buy | 20.02.2020 02:00:00 | 111.194 | 0.42 | 20.02.2020 03:45:00 | 111.27 | \$ 2673.27 |
| 1903 | Buy | 20.02.2020 01:55:00 | 111.227 | 0.42 | 20.02.2020 03:45:00 | 111.268 | \$ 1203.27 |
| 1902 | Buy | 20.02.2020 01:45:00 | 111.235 | 0.43 | 20.02.2020 03:45:00 | 111.253 | \$ 242.92 |
| 1901 | Buy | 19.02.2020 23:00:00 | 111.243 | 0.43 | 20.02.2020 03:45:00 | 111.263 | \$ 103.17 |
| 3229 | Buy | 20.02.2020 02:10:00 | 120.186 | 4.07 | 20.02.2020 05:05:00 | 120.252 | \$ 21970.63 |
| 3228 | Buy | 20.02.2020 02:00:00 | 120.203 | 4.11 | 20.02.2020 05:05:00 | 120.246 | \$ 12732.33 |
| 3227 | Buy | 20.02.2020 01:00:00 | 120.226 | 4.15 | 20.02.2020 05:05:00 | 120.241 | \$ 1235.33 |
| 3226 | Buy | 20.02.2020 00:50:00 | 120.269 | 4.18 | 20.02.2020 05:05:00 | 120.254 | \$ -11297.5 |
| 3230 | Buy | 24.02.2020 00:00:00 | 120.326 | 4.19 | 24.02.2020 00:52:00 | 120.725 | \$ 162139.63 |
| 3231 | Buy | 24.02.2020 00:55:00 | 120.71 | 4.22 | 24.02.2020 01:53:00 | 120.852 | \$ 54829.91 |
| 3232 | Buy | 24.02.2020 01:00:00 | 120.687 | 4.19 | 24.02.2020 01:53:00 | 120.842 | \$ 59888.26 |
| 2255 | Buy | 24.02.2020 01:00:00 | 0.65941 | 0.18 | 24.02.2020 02:10:00 | 0.66111 | \$ 3002.38 |
| 2254 | Buy | 24.02.2020 00:55:00 | 0.65991 | 0.18 | 24.02.2020 02:10:00 | 0.66115 | \$ 2129.82 |
| 2253 | Buy | 24.02.2020 00:40:00 | 0.66008 | 0.18 | 24.02.2020 02:10:00 | 0.66125 | \$ 1997.04 |
| 2207 | Buy | 24.02.2020 00:00:00 | 1.08136 | 1.21 | 24.02.2020 02:44:00 | 1.08325 | \$ 24098.21 |
| 2875 | Buy | 24.02.2020 00:00:00 | 1.29451 | 2.53 | 24.02.2020 04:30:00 | 1.29494 | \$ 11463.74 |
| 1905 | Sell | 24.02.2020 02:30:00 | 111.655 | 0.43 | 24.02.2020 04:35:00 | 111.5 | \$ 6133.92 |
| 1559 | Sell | 24.02.2020 00:50:00 | 0.97955 | 0.9 | 24.02.2020 10:10:00 | 0.97993 | \$ -3948.63 |
| 2478 | Sell | 24.02.2020 00:30:00 | 1.32455 | 0.16 | 24.02.2020 10:35:00 | 1.32882 | \$ -5657.26 |
| 2479 | Sell | 24.02.2020 00:45:00 | 1.32473 | 0.16 | 24.02.2020 10:50:00 | 1.32884 | \$ -5452.68 |
| 2480 | Sell | 24.02.2020 00:50:00 | 1.32489 | 0.16 | 24.02.2020 10:55:00 | 1.32862 | \$ -4966.82 |
| 2481 | Sell | 24.02.2020 00:55:00 | 1.32525 | 0.16 | 24.02.2020 11:00:00 | 1.32863 | \$ -4519.31 |
| 1909 | Sell | 24.02.2020 22:10:00 | 110.802 | 0.42 | 25.02.2020 01:06:00 | 110.775 | \$ 440.97 |
| 2208 | Buy | 24.02.2020 22:00:00 | 1.08424 | 1.22 | 25.02.2020 03:25:00 | 1.08567 | \$ 17666.4 |
| 1563 | Sell | 24.02.2020 21:50:00 | 0.97926 | 0.89 | 25.02.2020 04:00:00 | 0.97885 | \$ 3690.17 |
| 1562 | Sell | 24.02.2020 21:40:00 | 0.97903 | 0.9 | 25.02.2020 04:00:00 | 0.97887 | \$ 1139.77 |
| 1561 | Sell | 24.02.2020 21:35:00 | 0.97886 | 0.9 | 25.02.2020 04:00:00 | 0.97879 | \$ 206.7 |
| 1560 | Sell | 24.02.2020 21:30:00 | 0.97848 | 0.91 | 25.02.2020 04:00:00 | 0.97887 | \$ -4613.0 |
| 1910 | Sell | 25.02.2020 01:45:00 | 110.817 | 0.42 | 25.02.2020 05:10:00 | 110.846 | \$ -1736.73 |
| 1908 | Sell | 24.02.2020 22:05:00 | 110.774 | 0.43 | 25.02.2020 05:10:00 | 110.834 | \$ -3289.53 |
| 1907 | Sell | 24.02.2020 21:35:00 | 110.732 | 0.43 | 25.02.2020 05:10:00 | 110.83 | \$ -4923.53 |

| | | | | | | | |
|------|------|---------------------|---------|------|---------------------|---------|---------------|
| 1906 | Sell | 24.02.2020 21:30:00 | 110.663 | 0.43 | 25.02.2020 05:10:00 | 110.83 | \$ -7890.53 |
| 3236 | Sell | 25.02.2020 02:15:00 | 120.398 | 4.12 | 25.02.2020 05:10:00 | 120.402 | \$ -6608.93 |
| 3235 | Sell | 25.02.2020 02:05:00 | 120.337 | 4.18 | 25.02.2020 05:10:00 | 120.407 | \$ -34290.3 |
| 3234 | Sell | 25.02.2020 02:00:00 | 120.258 | 4.23 | 25.02.2020 05:10:00 | 120.405 | \$ -67268.21 |
| 3233 | Sell | 24.02.2020 22:30:00 | 120.205 | 4.27 | 25.02.2020 05:10:00 | 120.418 | \$ -97036.13 |
| 2482 | Sell | 25.02.2020 23:00:00 | 1.32926 | 0.16 | 26.02.2020 01:25:00 | 1.32868 | \$ 496.44 |
| 1914 | Sell | 26.02.2020 01:35:00 | 110.29 | 0.42 | 26.02.2020 03:00:00 | 110.208 | \$ 2925.27 |
| 1913 | Sell | 26.02.2020 01:15:00 | 110.245 | 0.42 | 26.02.2020 03:00:00 | 110.216 | \$ 699.27 |
| 1912 | Sell | 26.02.2020 01:10:00 | 110.222 | 0.43 | 26.02.2020 03:00:00 | 110.208 | \$ 70.92 |
| 1911 | Sell | 26.02.2020 00:00:00 | 110.195 | 0.43 | 26.02.2020 03:00:00 | 110.22 | \$ -1606.08 |
| 3240 | Sell | 25.02.2020 23:30:00 | 119.876 | 4.11 | 26.02.2020 03:00:00 | 119.79 | \$ 29502.28 |
| 3239 | Sell | 25.02.2020 23:15:00 | 119.849 | 4.15 | 26.02.2020 03:00:00 | 119.805 | \$ 12360.48 |
| 3238 | Sell | 25.02.2020 22:45:00 | 119.828 | 4.19 | 26.02.2020 03:00:00 | 119.802 | \$ 4938.79 |
| 3237 | Sell | 25.02.2020 22:00:00 | 119.803 | 4.23 | 26.02.2020 03:00:00 | 119.788 | \$ 334.21 |
| 2209 | Buy | 26.02.2020 02:30:00 | 1.08678 | 1.23 | 26.02.2020 07:05:00 | 1.08688 | \$ 1296.11 |
| 1915 | Buy | 26.02.2020 21:45:00 | 110.215 | 0.43 | 26.02.2020 22:20:00 | 110.376 | \$ 6391.92 |
| 2210 | Sell | 26.02.2020 22:00:00 | 1.09003 | 1.23 | 27.02.2020 02:02:00 | 1.0889 | \$ 14349.46 |
| 1564 | Buy | 27.02.2020 02:30:00 | 0.97492 | 0.91 | 27.02.2020 09:35:00 | 0.97396 | \$ -10071.14 |
| 2876 | Sell | 27.02.2020 02:30:00 | 1.2914 | 2.53 | 27.02.2020 09:40:00 | 1.29206 | \$ -17603.53 |
| 2257 | Buy | 28.02.2020 00:15:00 | 0.65644 | 0.19 | 28.02.2020 01:10:00 | 0.65783 | \$ 2548.48 |
| 2256 | Buy | 28.02.2020 00:00:00 | 0.65656 | 0.19 | 28.02.2020 01:10:00 | 0.65787 | \$ 2388.3 |
| 3244 | Buy | 28.02.2020 00:00:00 | 120.545 | 4.07 | 28.02.2020 08:40:00 | 119.865 | \$ -281666.1 |
| 3243 | Buy | 27.02.2020 23:15:00 | 120.588 | 4.12 | 28.02.2020 08:40:00 | 119.856 | \$ -308418.63 |
| 3242 | Buy | 27.02.2020 23:05:00 | 120.718 | 4.17 | 28.02.2020 08:40:00 | 119.863 | \$ -363457.45 |
| 3241 | Buy | 27.02.2020 23:00:00 | 120.738 | 4.21 | 28.02.2020 08:40:00 | 119.867 | \$ -373680.86 |
| 2483 | Buy | 02.03.2020 00:00:00 | 1.34335 | 0.17 | 02.03.2020 00:05:00 | 1.34368 | \$ 238.11 |
| 2258 | Sell | 02.03.2020 01:30:00 | 0.65116 | 0.19 | 02.03.2020 02:35:00 | 0.65022 | \$ 1648.09 |
| 2259 | Sell | 02.03.2020 01:40:00 | 0.65152 | 0.19 | 02.03.2020 02:35:00 | 0.65019 | \$ 2429.22 |
| 2260 | Sell | 02.03.2020 01:45:00 | 0.65233 | 0.19 | 02.03.2020 02:35:00 | 0.65017 | \$ 4091.65 |
| 2484 | Sell | 02.03.2020 01:00:00 | 1.34355 | 0.17 | 02.03.2020 02:45:00 | 1.33965 | \$ 5088.27 |
| 1567 | Sell | 02.03.2020 22:40:00 | 0.95919 | 0.91 | 03.03.2020 00:06:00 | 0.95856 | \$ 6079.28 |
| 1568 | Sell | 02.03.2020 22:50:00 | 0.95955 | 0.91 | 03.03.2020 00:06:00 | 0.95856 | \$ 9853.03 |
| 817 | Buy | 02.03.2020 23:00:00 | 0.87231 | 0.22 | 03.03.2020 00:37:00 | 0.87297 | \$ 1587.95 |
| 818 | Buy | 02.03.2020 23:05:00 | 0.87163 | 0.22 | 03.03.2020 00:37:00 | 0.87295 | \$ 3564.39 |
| 2214 | Buy | 02.03.2020 22:50:00 | 1.11436 | 1.2 | 03.03.2020 01:05:00 | 1.1142 | \$ -2728.76 |
| 2213 | Buy | 02.03.2020 22:40:00 | 1.11457 | 1.21 | 03.03.2020 01:05:00 | 1.11434 | \$ -3644.02 |
| 2212 | Buy | 02.03.2020 22:35:00 | 1.11511 | 1.22 | 03.03.2020 01:05:00 | 1.11419 | \$ -12544.61 |
| 2211 | Buy | 02.03.2020 22:30:00 | 1.11517 | 1.23 | 03.03.2020 01:05:00 | 1.11428 | \$ -12258.61 |
| 1919 | Sell | 02.03.2020 22:50:00 | 108.311 | 0.43 | 03.03.2020 01:15:00 | 108.234 | \$ 2601.47 |
| 1918 | Sell | 02.03.2020 22:40:00 | 108.198 | 0.43 | 03.03.2020 01:15:00 | 108.233 | \$ -2214.53 |
| 1917 | Sell | 02.03.2020 22:35:00 | 108.111 | 0.44 | 03.03.2020 01:15:00 | 108.231 | \$ -6006.03 |
| 1916 | Sell | 02.03.2020 22:30:00 | 108.027 | 0.44 | 03.03.2020 01:15:00 | 108.246 | \$ -10362.03 |
| 1920 | Sell | 03.03.2020 02:00:00 | 108.527 | 0.44 | 03.03.2020 03:20:00 | 108.157 | \$ 15736.57 |
| 819 | Buy | 03.03.2020 02:30:00 | 0.87223 | 0.22 | 03.03.2020 04:25:00 | 0.87245 | \$ 387.1 |
| 1566 | Sell | 02.03.2020 22:35:00 | 0.95862 | 0.92 | 03.03.2020 08:05:00 | 0.9573 | \$ 13458.58 |
| 1565 | Sell | 02.03.2020 22:30:00 | 0.95824 | 0.93 | 03.03.2020 08:05:00 | 0.95729 | \$ 9641.05 |
| 821 | Sell | 03.03.2020 21:40:00 | 0.87398 | 0.22 | 03.03.2020 23:45:00 | 0.87205 | \$ 5513.76 |
| 820 | Sell | 03.03.2020 21:25:00 | 0.87391 | 0.22 | 03.03.2020 23:45:00 | 0.87203 | \$ 5363.88 |
| 2217 | Sell | 03.03.2020 21:40:00 | 1.11906 | 1.21 | 03.03.2020 23:50:00 | 1.11701 | \$ 26150.18 |
| 2216 | Sell | 03.03.2020 21:30:00 | 1.11889 | 1.22 | 03.03.2020 23:50:00 | 1.11701 | \$ 24179.82 |
| 2215 | Sell | 03.03.2020 21:25:00 | 1.11868 | 1.23 | 03.03.2020 23:50:00 | 1.117 | \$ 21784.61 |
| 2264 | Buy | 03.03.2020 23:50:00 | 0.65847 | 0.19 | 04.03.2020 02:05:00 | 0.65877 | \$ 323.76 |
| 2263 | Buy | 03.03.2020 23:45:00 | 0.65876 | 0.19 | 04.03.2020 02:05:00 | 0.65879 | \$ -216.84 |
| 2262 | Buy | 03.03.2020 23:35:00 | 0.65914 | 0.19 | 04.03.2020 02:05:00 | 0.65894 | \$ -677.36 |
| 2261 | Buy | 03.03.2020 21:25:00 | 0.6594 | 0.19 | 04.03.2020 02:05:00 | 0.6589 | \$ -1278.04 |
| 1569 | Sell | 04.03.2020 21:30:00 | 0.95751 | 0.94 | 04.03.2020 23:01:00 | 0.95678 | \$ 7895.2 |
| 2485 | Buy | 05.03.2020 00:00:00 | 1.33837 | 0.17 | 05.03.2020 02:05:00 | 1.33935 | \$ 1120.68 |
| 3246 | Sell | 05.03.2020 02:00:00 | 119.975 | 3.79 | 05.03.2020 02:38:00 | 119.826 | \$ 51923.87 |
| 3245 | Sell | 04.03.2020 23:00:00 | 119.739 | 3.85 | 05.03.2020 03:37:00 | 119.713 | \$ 2824.51 |
| 1922 | Sell | 06.03.2020 02:20:00 | 106.325 | 0.44 | 06.03.2020 02:54:00 | 106.264 | \$ 2140.57 |

| | | | | | | | |
|------|------|---------------------|---------|------|---------------------|---------|---------------|
| 2267 | Sell | 05.03.2020 23:55:00 | 0.66169 | 0.19 | 06.03.2020 02:55:00 | 0.66062 | \$ 1872.23 |
| 2266 | Sell | 05.03.2020 23:45:00 | 0.66119 | 0.19 | 06.03.2020 02:55:00 | 0.66061 | \$ 890.8 |
| 2265 | Sell | 05.03.2020 23:30:00 | 0.66095 | 0.2 | 06.03.2020 02:55:00 | 0.66062 | \$ 410.59 |
| 1921 | Sell | 06.03.2020 02:00:00 | 106.262 | 0.45 | 06.03.2020 03:30:00 | 106.088 | \$ 7274.22 |
| 1570 | Sell | 06.03.2020 02:30:00 | 0.94628 | 0.95 | 06.03.2020 03:55:00 | 0.94515 | \$ 12356.54 |
| 2218 | Buy | 06.03.2020 02:30:00 | 1.12179 | 1.25 | 06.03.2020 04:00:00 | 1.12466 | \$ 37803.28 |
| 2489 | Buy | 06.03.2020 02:00:00 | 1.33926 | 0.17 | 06.03.2020 04:25:00 | 1.34009 | \$ 917.0 |
| 2488 | Buy | 05.03.2020 23:45:00 | 1.3399 | 0.17 | 06.03.2020 04:25:00 | 1.34016 | \$ 95.28 |
| 2487 | Buy | 05.03.2020 23:40:00 | 1.34024 | 0.17 | 06.03.2020 04:25:00 | 1.34009 | \$ -461.42 |
| 2486 | Buy | 05.03.2020 23:30:00 | 1.34036 | 0.17 | 06.03.2020 04:25:00 | 1.34003 | \$ -705.82 |
| 2219 | Buy | 09.03.2020 00:00:00 | 1.13483 | 1.28 | 09.03.2020 00:05:00 | 1.1344 | \$ -5799.84 |
| 3247 | Buy | 09.03.2020 00:01:00 | 118.271 | 3.92 | 09.03.2020 01:07:00 | 118.39 | \$ 42011.93 |
| 3248 | Buy | 09.03.2020 01:10:00 | 118.232 | 3.93 | 09.03.2020 01:18:00 | 118.423 | \$ 70416.44 |
| 822 | Buy | 09.03.2020 00:01:00 | 0.86751 | 0.23 | 09.03.2020 01:40:00 | 0.86804 | \$ 1375.24 |
| 2268 | Buy | 09.03.2020 00:30:00 | 0.66009 | 0.2 | 09.03.2020 01:54:00 | 0.66095 | \$ 1565.56 |
| 2269 | Buy | 09.03.2020 00:40:00 | 0.6599 | 0.2 | 09.03.2020 01:54:00 | 0.66088 | \$ 1818.47 |
| 2270 | Buy | 09.03.2020 00:55:00 | 0.65956 | 0.2 | 09.03.2020 01:54:00 | 0.66089 | \$ 2556.15 |
| 3249 | Buy | 09.03.2020 01:55:00 | 118.06 | 3.96 | 09.03.2020 02:17:00 | 118.356 | \$ 112540.51 |
| 2220 | Buy | 09.03.2020 21:30:00 | 1.14395 | 1.29 | 09.03.2020 21:49:00 | 1.14591 | \$ 26643.02 |
| 1924 | Sell | 09.03.2020 22:40:00 | 102.424 | 0.46 | 09.03.2020 23:34:00 | 102.374 | \$ 1731.87 |
| 3253 | Sell | 09.03.2020 23:15:00 | 117.302 | 3.91 | 09.03.2020 23:38:00 | 117.262 | \$ 11053.69 |
| 3252 | Sell | 09.03.2020 22:55:00 | 117.279 | 3.94 | 10.03.2020 00:06:00 | 117.027 | \$ 93788.43 |
| 3251 | Sell | 09.03.2020 22:50:00 | 117.262 | 3.98 | 10.03.2020 00:06:00 | 117.03 | \$ 86780.95 |
| 3250 | Sell | 09.03.2020 22:35:00 | 117.18 | 4.02 | 10.03.2020 00:06:00 | 117.025 | \$ 56702.74 |
| 823 | Buy | 10.03.2020 00:00:00 | 0.87084 | 0.23 | 10.03.2020 00:15:00 | 0.87157 | \$ 2001.38 |
| 1923 | Sell | 09.03.2020 22:35:00 | 102.363 | 0.47 | 10.03.2020 00:34:00 | 102.341 | \$ 258.47 |
| 1925 | Sell | 09.03.2020 23:40:00 | 102.451 | 0.46 | 10.03.2020 00:34:00 | 102.335 | \$ 4576.97 |
| 1926 | Sell | 09.03.2020 23:45:00 | 102.533 | 0.46 | 10.03.2020 00:34:00 | 102.351 | \$ 7612.97 |
| 824 | Buy | 10.03.2020 00:20:00 | 0.87174 | 0.23 | 10.03.2020 01:03:00 | 0.87318 | \$ 4224.2 |
| 2274 | Buy | 09.03.2020 23:35:00 | 0.6583 | 0.2 | 10.03.2020 01:05:00 | 0.65922 | \$ 1647.55 |
| 2273 | Buy | 09.03.2020 23:25:00 | 0.65871 | 0.2 | 10.03.2020 01:05:00 | 0.65919 | \$ 720.19 |
| 2272 | Buy | 09.03.2020 23:20:00 | 0.65886 | 0.2 | 10.03.2020 01:05:00 | 0.65921 | \$ 446.19 |
| 2271 | Buy | 09.03.2020 23:10:00 | 0.65898 | 0.2 | 10.03.2020 01:05:00 | 0.65905 | \$ -143.95 |
| 1927 | Sell | 10.03.2020 02:00:00 | 102.44 | 0.47 | 10.03.2020 06:50:00 | 103.735 | \$ -61445.48 |
| 1928 | Sell | 10.03.2020 02:05:00 | 102.476 | 0.47 | 10.03.2020 06:51:00 | 103.773 | \$ -61539.48 |
| 1929 | Sell | 10.03.2020 02:30:00 | 102.559 | 0.46 | 10.03.2020 07:14:00 | 103.857 | \$ -60276.13 |
| 2221 | Buy | 10.03.2020 00:06:00 | 1.14435 | 1.3 | 10.03.2020 10:10:00 | 1.13582 | \$ -116850.34 |
| 1571 | Sell | 10.03.2020 02:30:00 | 0.9269 | 0.99 | 10.03.2020 10:45:00 | 0.93243 | \$ -63075.02 |
| 2224 | Buy | 10.03.2020 02:15:00 | 1.14208 | 1.25 | 10.03.2020 10:55:00 | 1.13767 | \$ -58087.97 |
| 2223 | Buy | 10.03.2020 02:05:00 | 1.14264 | 1.26 | 10.03.2020 10:55:00 | 1.13772 | \$ -65324.07 |
| 2222 | Buy | 10.03.2020 02:00:00 | 1.14387 | 1.28 | 10.03.2020 10:55:00 | 1.13759 | \$ -84704.64 |
| 2877 | Buy | 10.03.2020 02:30:00 | 1.30848 | 2.53 | 10.03.2020 10:55:00 | 1.30591 | \$ -68515.88 |
| 2491 | Buy | 10.03.2020 21:50:00 | 1.37393 | 0.17 | 10.03.2020 23:07:00 | 1.37494 | \$ 1161.41 |
| 2492 | Buy | 10.03.2020 21:55:00 | 1.37358 | 0.17 | 10.03.2020 23:07:00 | 1.37489 | \$ 1568.74 |
| 2493 | Buy | 10.03.2020 22:05:00 | 1.37311 | 0.17 | 10.03.2020 23:07:00 | 1.37505 | \$ 2424.15 |
| 826 | Buy | 10.03.2020 22:25:00 | 0.87326 | 0.22 | 10.03.2020 23:15:00 | 0.87665 | \$ 9880.05 |
| 825 | Buy | 10.03.2020 22:20:00 | 0.87387 | 0.22 | 10.03.2020 23:15:00 | 0.87667 | \$ 8113.22 |
| 827 | Buy | 11.03.2020 00:00:00 | 0.87383 | 0.23 | 11.03.2020 00:46:00 | 0.87542 | \$ 4693.81 |
| 2276 | Sell | 11.03.2020 00:05:00 | 0.6503 | 0.2 | 11.03.2020 00:50:00 | 0.64789 | \$ 4834.09 |
| 2275 | Sell | 11.03.2020 00:00:00 | 0.64998 | 0.2 | 11.03.2020 00:50:00 | 0.64784 | \$ 4264.83 |
| 1932 | Buy | 11.03.2020 01:20:00 | 105.041 | 0.41 | 11.03.2020 01:46:00 | 105.122 | \$ 2814.62 |
| 2496 | Buy | 11.03.2020 00:20:00 | 1.37147 | 0.17 | 11.03.2020 02:15:00 | 1.37292 | \$ 1758.84 |
| 2495 | Buy | 11.03.2020 00:15:00 | 1.37165 | 0.17 | 11.03.2020 02:15:00 | 1.37287 | \$ 1446.55 |
| 2494 | Buy | 11.03.2020 00:05:00 | 1.37208 | 0.17 | 11.03.2020 02:15:00 | 1.37287 | \$ 862.7 |
| 2490 | Buy | 10.03.2020 21:35:00 | 1.3752 | 0.17 | 11.03.2020 02:15:00 | 1.3728 | \$ -3516.45 |
| 1934 | Buy | 11.03.2020 02:15:00 | 105.053 | 0.41 | 11.03.2020 02:39:00 | 105.098 | \$ 1338.62 |
| 2278 | Sell | 11.03.2020 01:55:00 | 0.65112 | 0.2 | 11.03.2020 02:45:00 | 0.64912 | \$ 3969.67 |
| 2277 | Sell | 11.03.2020 01:45:00 | 0.65058 | 0.2 | 11.03.2020 02:45:00 | 0.64915 | \$ 2767.92 |
| 1933 | Buy | 11.03.2020 01:50:00 | 105.095 | 0.41 | 11.03.2020 09:30:00 | 104.551 | \$ -22810.38 |
| 1931 | Buy | 11.03.2020 01:15:00 | 105.169 | 0.42 | 11.03.2020 09:30:00 | 104.552 | \$ -26432.73 |

| | | | | | | | |
|------|------|---------------------|---------|------|---------------------|---------|--------------|
| 1930 | Buy | 11.03.2020 01:00:00 | 105.254 | 0.42 | 11.03.2020 09:30:00 | 104.548 | \$ -30170.73 |
| 2880 | Sell | 11.03.2020 02:20:00 | 1.29081 | 2.47 | 11.03.2020 10:05:00 | 1.2887 | \$ 54943.31 |
| 2879 | Sell | 11.03.2020 02:00:00 | 1.29037 | 2.49 | 11.03.2020 10:05:00 | 1.28869 | \$ 44100.55 |
| 2878 | Sell | 11.03.2020 01:55:00 | 1.28993 | 2.51 | 11.03.2020 10:05:00 | 1.28867 | \$ 33341.08 |
| 1572 | Buy | 11.03.2020 02:00:00 | 0.93744 | 0.95 | 11.03.2020 10:15:00 | 0.93437 | \$ -33601.47 |
| 2226 | Sell | 11.03.2020 01:50:00 | 1.1308 | 1.17 | 11.03.2020 10:50:00 | 1.13304 | \$ -27629.26 |
| 2225 | Sell | 11.03.2020 01:30:00 | 1.13008 | 1.18 | 11.03.2020 10:50:00 | 1.13303 | \$ -36697.75 |
| 2884 | Buy | 11.03.2020 22:25:00 | 1.28252 | 2.47 | 11.03.2020 22:44:00 | 1.28319 | \$ 17438.5 |
| 2498 | Sell | 11.03.2020 21:50:00 | 1.37711 | 0.17 | 11.03.2020 22:50:00 | 1.37355 | \$ 4626.37 |
| 2497 | Sell | 11.03.2020 21:30:00 | 1.37678 | 0.17 | 11.03.2020 22:50:00 | 1.37353 | \$ 4205.23 |
| 830 | Sell | 11.03.2020 22:25:00 | 0.87926 | 0.23 | 11.03.2020 22:55:00 | 0.879 | \$ 530.76 |
| 2885 | Buy | 11.03.2020 23:00:00 | 1.28068 | 2.44 | 11.03.2020 23:59:00 | 1.28137 | \$ 17740.94 |
| 829 | Sell | 11.03.2020 22:20:00 | 0.87903 | 0.23 | 12.03.2020 01:00:00 | 0.8784 | \$ 1586.99 |
| 831 | Sell | 11.03.2020 23:00:00 | 0.88022 | 0.23 | 12.03.2020 01:00:00 | 0.87835 | \$ 5473.03 |
| 2282 | Buy | 11.03.2020 23:15:00 | 0.64851 | 0.2 | 12.03.2020 01:05:00 | 0.64885 | \$ 336.17 |
| 2281 | Buy | 11.03.2020 22:25:00 | 0.64865 | 0.2 | 12.03.2020 01:05:00 | 0.64895 | \$ 251.87 |
| 2280 | Buy | 11.03.2020 22:05:00 | 0.64894 | 0.21 | 12.03.2020 01:05:00 | 0.6489 | \$ -487.96 |
| 2279 | Buy | 11.03.2020 22:00:00 | 0.6499 | 0.21 | 12.03.2020 01:05:00 | 0.64881 | \$ -2811.64 |
| 3254 | Sell | 12.03.2020 02:00:00 | 117.901 | 4.07 | 12.03.2020 02:32:00 | 117.874 | \$ 6190.02 |
| 1935 | Sell | 12.03.2020 02:00:00 | 104.728 | 0.4 | 12.03.2020 02:55:00 | 104.564 | \$ 6065.97 |
| 1936 | Sell | 12.03.2020 02:10:00 | 104.736 | 0.4 | 12.03.2020 02:55:00 | 104.575 | \$ 5945.97 |
| 2883 | Buy | 11.03.2020 22:05:00 | 1.28301 | 2.49 | 12.03.2020 03:30:00 | 1.28219 | \$ -24703.28 |
| 2882 | Buy | 11.03.2020 22:00:00 | 1.28394 | 2.53 | 12.03.2020 03:30:00 | 1.28221 | \$ -49360.61 |
| 2881 | Buy | 11.03.2020 21:25:00 | 1.28425 | 2.54 | 12.03.2020 03:30:00 | 1.28217 | \$ -58923.54 |
| 828 | Sell | 11.03.2020 21:25:00 | 0.87852 | 0.23 | 12.03.2020 07:25:00 | 0.8811 | \$ -8472.87 |
| 2886 | Sell | 12.03.2020 22:45:00 | 1.26119 | 2.52 | 12.03.2020 23:14:00 | 1.26072 | \$ 12486.3 |
| 2887 | Sell | 12.03.2020 22:50:00 | 1.2615 | 2.5 | 12.03.2020 23:14:00 | 1.26082 | \$ 17921.9 |
| 1938 | Buy | 12.03.2020 23:15:00 | 104.737 | 0.4 | 12.03.2020 23:30:00 | 104.78 | \$ 1225.97 |
| 1939 | Buy | 12.03.2020 23:25:00 | 104.699 | 0.4 | 12.03.2020 23:30:00 | 104.775 | \$ 2545.97 |
| 1573 | Buy | 12.03.2020 23:10:00 | 0.94331 | 0.95 | 12.03.2020 23:40:00 | 0.94463 | \$ 14433.95 |
| 1574 | Buy | 12.03.2020 23:15:00 | 0.94288 | 0.94 | 12.03.2020 23:40:00 | 0.94453 | \$ 17854.87 |
| 1575 | Buy | 12.03.2020 23:20:00 | 0.94259 | 0.94 | 12.03.2020 23:40:00 | 0.9445 | \$ 20669.85 |
| 2227 | Sell | 12.03.2020 23:10:00 | 1.12147 | 1.17 | 12.03.2020 23:40:00 | 1.1178 | \$ 45267.58 |
| 2228 | Sell | 12.03.2020 23:15:00 | 1.12175 | 1.16 | 12.03.2020 23:40:00 | 1.11788 | \$ 47326.49 |
| 2229 | Sell | 12.03.2020 23:20:00 | 1.12199 | 1.16 | 12.03.2020 23:40:00 | 1.11789 | \$ 50139.18 |
| 1941 | Buy | 12.03.2020 23:40:00 | 104.686 | 0.4 | 13.03.2020 01:00:00 | 104.758 | \$ 2315.97 |
| 1942 | Buy | 12.03.2020 23:55:00 | 104.659 | 0.4 | 13.03.2020 01:00:00 | 104.75 | \$ 3075.97 |
| 832 | Buy | 13.03.2020 00:30:00 | 0.88657 | 0.23 | 13.03.2020 01:32:00 | 0.88821 | \$ 4850.35 |
| 2283 | Sell | 13.03.2020 01:00:00 | 0.63007 | 0.21 | 13.03.2020 01:37:00 | 0.62752 | \$ 5385.72 |
| 1943 | Buy | 13.03.2020 01:25:00 | 104.602 | 0.4 | 13.03.2020 02:25:00 | 104.787 | \$ 6905.97 |
| 1940 | Buy | 12.03.2020 23:35:00 | 104.796 | 0.4 | 13.03.2020 03:25:00 | 105.072 | \$ 10475.97 |
| 1937 | Buy | 12.03.2020 23:10:00 | 104.987 | 0.41 | 13.03.2020 03:25:00 | 105.08 | \$ 3234.87 |
| 2231 | Sell | 16.03.2020 00:10:00 | 1.1166 | 1.19 | 16.03.2020 00:19:00 | 1.11521 | \$ 17438.01 |
| 2285 | Sell | 16.03.2020 00:10:00 | 0.62594 | 0.21 | 16.03.2020 00:20:00 | 0.62494 | \$ 1954.4 |
| 2287 | Sell | 16.03.2020 00:30:00 | 0.62854 | 0.21 | 16.03.2020 00:40:00 | 0.62736 | \$ 2352.87 |
| 2286 | Sell | 16.03.2020 00:25:00 | 0.62662 | 0.21 | 16.03.2020 00:58:00 | 0.62459 | \$ 4234.57 |
| 2234 | Sell | 16.03.2020 00:30:00 | 1.11893 | 1.15 | 16.03.2020 01:11:00 | 1.11862 | \$ 3758.33 |
| 2284 | Sell | 16.03.2020 00:05:00 | 0.62188 | 0.21 | 16.03.2020 01:20:00 | 0.61218 | \$ 21214.08 |
| 2888 | Sell | 16.03.2020 00:35:00 | 1.23975 | 2.53 | 16.03.2020 01:21:00 | 1.234 | \$ 153364.11 |
| 2889 | Sell | 16.03.2020 00:45:00 | 1.24139 | 2.5 | 16.03.2020 01:21:00 | 1.23411 | \$ 191869.86 |
| 2890 | Sell | 16.03.2020 00:50:00 | 1.24213 | 2.47 | 16.03.2020 01:21:00 | 1.23412 | \$ 208576.24 |
| 2233 | Sell | 16.03.2020 00:25:00 | 1.11776 | 1.17 | 16.03.2020 01:23:00 | 1.11654 | \$ 15048.08 |
| 3255 | Buy | 16.03.2020 01:30:00 | 118.228 | 4.06 | 16.03.2020 01:40:00 | 118.751 | \$ 207537.98 |
| 1579 | Buy | 16.03.2020 00:20:00 | 0.94587 | 0.91 | 16.03.2020 01:43:00 | 0.946 | \$ 1353.47 |
| 2500 | Sell | 16.03.2020 01:35:00 | 1.38588 | 0.17 | 16.03.2020 01:48:00 | 1.38553 | \$ 265.52 |
| 2232 | Sell | 16.03.2020 00:20:00 | 1.11592 | 1.19 | 16.03.2020 01:51:00 | 1.11565 | \$ 3387.25 |
| 3256 | Buy | 16.03.2020 02:15:00 | 118.322 | 4.12 | 16.03.2020 02:20:00 | 118.486 | \$ 62693.3 |
| 2499 | Sell | 16.03.2020 01:30:00 | 1.38359 | 0.17 | 16.03.2020 02:26:00 | 1.38252 | \$ 1243.66 |
| 2501 | Sell | 16.03.2020 01:50:00 | 1.38509 | 0.17 | 16.03.2020 02:26:00 | 1.38246 | \$ 3362.95 |
| 2502 | Sell | 16.03.2020 02:05:00 | 1.38539 | 0.17 | 16.03.2020 02:26:00 | 1.38246 | \$ 3770.51 |

| | | | | | | | |
|------|------|---------------------|---------|------|---------------------|---------|---------------|
| 1580 | Buy | 16.03.2020 02:30:00 | 0.9449 | 0.91 | 16.03.2020 03:05:00 | 0.94745 | \$ 26718.2 |
| 1578 | Buy | 16.03.2020 00:10:00 | 0.94748 | 0.92 | 16.03.2020 03:05:00 | 0.94754 | \$ 626.58 |
| 1577 | Buy | 16.03.2020 00:05:00 | 0.94784 | 0.93 | 16.03.2020 03:05:00 | 0.94757 | \$ -2901.45 |
| 1576 | Buy | 16.03.2020 00:00:00 | 0.95169 | 0.94 | 16.03.2020 03:05:00 | 0.94764 | \$ -43858.06 |
| 2230 | Sell | 16.03.2020 00:05:00 | 1.1146 | 1.2 | 16.03.2020 03:05:00 | 1.1136 | \$ 12650.76 |
| 3257 | Sell | 16.03.2020 21:25:00 | 118.468 | 4.13 | 16.03.2020 21:49:00 | 118.419 | \$ 15343.94 |
| 3258 | Sell | 16.03.2020 21:30:00 | 118.614 | 4.08 | 16.03.2020 21:49:00 | 118.415 | \$ 76352.67 |
| 1945 | Sell | 16.03.2020 21:30:00 | 106.192 | 0.4 | 16.03.2020 21:50:00 | 106.179 | \$ 25.97 |
| 1583 | Sell | 16.03.2020 21:45:00 | 0.94892 | 0.93 | 16.03.2020 22:00:00 | 0.94822 | \$ 7489.81 |
| 3259 | Sell | 16.03.2020 22:00:00 | 118.54 | 4.16 | 16.03.2020 22:45:00 | 118.372 | \$ 64956.36 |
| 3260 | Sell | 16.03.2020 22:05:00 | 118.593 | 4.12 | 16.03.2020 22:45:00 | 118.384 | \$ 81222.01 |
| 3261 | Sell | 16.03.2020 22:10:00 | 118.646 | 4.07 | 16.03.2020 22:45:00 | 118.383 | \$ 102211.58 |
| 3262 | Sell | 16.03.2020 22:15:00 | 118.66 | 4.04 | 16.03.2020 22:45:00 | 118.373 | \$ 111154.06 |
| 1944 | Sell | 16.03.2020 21:25:00 | 106.072 | 0.41 | 16.03.2020 22:46:00 | 106.017 | \$ 1748.62 |
| 1946 | Sell | 16.03.2020 22:05:00 | 106.314 | 0.4 | 16.03.2020 22:46:00 | 106.01 | \$ 11665.97 |
| 1947 | Sell | 16.03.2020 22:10:00 | 106.368 | 0.4 | 16.03.2020 22:46:00 | 106.024 | \$ 13265.97 |
| 1582 | Sell | 16.03.2020 21:35:00 | 0.94825 | 0.94 | 16.03.2020 23:00:00 | 0.94611 | \$ 23162.97 |
| 1581 | Sell | 16.03.2020 21:30:00 | 0.94788 | 0.94 | 16.03.2020 23:00:00 | 0.94609 | \$ 19373.09 |
| 2892 | Sell | 16.03.2020 22:40:00 | 1.22588 | 2.65 | 16.03.2020 23:15:00 | 1.22572 | \$ 4469.94 |
| 2893 | Sell | 16.03.2020 22:45:00 | 1.22644 | 2.62 | 16.03.2020 23:15:00 | 1.22579 | \$ 17953.54 |
| 2891 | Sell | 16.03.2020 22:35:00 | 1.22565 | 2.67 | 16.03.2020 23:47:00 | 1.22413 | \$ 42784.87 |
| 2894 | Sell | 17.03.2020 00:00:00 | 1.22683 | 2.68 | 17.03.2020 00:12:00 | 1.22619 | \$ 18082.16 |
| 3264 | Sell | 17.03.2020 01:35:00 | 118.605 | 4.22 | 17.03.2020 02:46:00 | 118.573 | \$ 8498.95 |
| 3265 | Sell | 17.03.2020 01:45:00 | 118.639 | 4.18 | 17.03.2020 02:46:00 | 118.58 | \$ 19702.89 |
| 3266 | Sell | 17.03.2020 01:50:00 | 118.659 | 4.14 | 17.03.2020 02:46:00 | 118.576 | \$ 29449.68 |
| 2503 | Buy | 17.03.2020 02:00:00 | 1.39919 | 0.17 | 17.03.2020 03:00:00 | 1.40117 | \$ 2478.46 |
| 2896 | Sell | 17.03.2020 01:15:00 | 1.22708 | 2.67 | 17.03.2020 03:05:00 | 1.22572 | \$ 38281.2 |
| 2895 | Sell | 17.03.2020 01:00:00 | 1.22672 | 2.69 | 17.03.2020 03:05:00 | 1.22571 | \$ 28642.38 |
| 835 | Buy | 17.03.2020 02:05:00 | 0.90987 | 0.23 | 17.03.2020 03:30:00 | 0.91097 | \$ 3159.75 |
| 834 | Buy | 17.03.2020 01:45:00 | 0.91025 | 0.23 | 17.03.2020 03:30:00 | 0.9108 | \$ 1437.85 |
| 833 | Buy | 17.03.2020 00:06:00 | 0.91048 | 0.23 | 17.03.2020 03:30:00 | 0.91096 | \$ 1218.7 |
| 3263 | Sell | 17.03.2020 01:30:00 | 118.503 | 4.27 | 17.03.2020 09:00:00 | 118.867 | \$ -160487.99 |
| 1951 | Sell | 17.03.2020 01:45:00 | 106.221 | 0.4 | 17.03.2020 09:05:00 | 106.317 | \$ -4334.03 |
| 1950 | Sell | 17.03.2020 01:40:00 | 106.13 | 0.41 | 17.03.2020 09:05:00 | 106.308 | \$ -7804.38 |
| 1949 | Sell | 17.03.2020 01:35:00 | 106.117 | 0.41 | 17.03.2020 09:05:00 | 106.303 | \$ -8132.38 |
| 1948 | Sell | 17.03.2020 01:30:00 | 106.015 | 0.41 | 17.03.2020 09:05:00 | 106.301 | \$ -12232.38 |
| 2898 | Sell | 17.03.2020 21:40:00 | 1.21104 | 2.68 | 17.03.2020 22:20:00 | 1.20667 | \$ 123467.2 |
| 2897 | Sell | 17.03.2020 21:25:00 | 1.21073 | 2.7 | 17.03.2020 22:20:00 | 1.20659 | \$ 117841.83 |
| 2290 | Sell | 17.03.2020 21:35:00 | 0.60071 | 0.22 | 17.03.2020 22:25:00 | 0.5973 | \$ 7636.67 |
| 2289 | Sell | 17.03.2020 21:30:00 | 0.60047 | 0.22 | 17.03.2020 22:25:00 | 0.59711 | \$ 7520.71 |
| 2288 | Sell | 17.03.2020 21:25:00 | 0.59984 | 0.22 | 17.03.2020 22:25:00 | 0.59718 | \$ 5897.29 |
| 2235 | Sell | 17.03.2020 21:25:00 | 1.1006 | 1.22 | 17.03.2020 22:30:00 | 1.09951 | \$ 14019.15 |
| 2236 | Sell | 17.03.2020 21:30:00 | 1.10101 | 1.21 | 17.03.2020 22:30:00 | 1.0995 | \$ 19261.83 |
| 2237 | Sell | 17.03.2020 21:35:00 | 1.10196 | 1.2 | 17.03.2020 22:30:00 | 1.09948 | \$ 31373.89 |
| 2504 | Buy | 17.03.2020 21:35:00 | 1.41918 | 0.17 | 17.03.2020 22:32:00 | 1.4251 | \$ 7828.16 |
| 1585 | Buy | 17.03.2020 21:35:00 | 0.96041 | 0.93 | 17.03.2020 22:35:00 | 0.96107 | \$ 7060.39 |
| 836 | Sell | 17.03.2020 22:30:00 | 0.91177 | 0.23 | 17.03.2020 23:21:00 | 0.91133 | \$ 1094.86 |
| 837 | Sell | 17.03.2020 22:40:00 | 0.91197 | 0.23 | 17.03.2020 23:21:00 | 0.91147 | \$ 1282.89 |
| 3270 | Sell | 17.03.2020 21:40:00 | 118.531 | 4.09 | 17.03.2020 23:35:00 | 118.335 | \$ 75315.59 |
| 3269 | Sell | 17.03.2020 21:35:00 | 118.519 | 4.13 | 17.03.2020 23:35:00 | 118.339 | \$ 69444.71 |
| 3268 | Sell | 17.03.2020 21:30:00 | 118.38 | 4.2 | 17.03.2020 23:35:00 | 118.338 | \$ 12667.49 |
| 3267 | Sell | 17.03.2020 21:25:00 | 118.342 | 4.24 | 17.03.2020 23:35:00 | 118.346 | \$ -6713.7 |
| 2508 | Buy | 17.03.2020 23:45:00 | 1.4193 | 0.17 | 17.03.2020 23:53:00 | 1.41963 | \$ 238.11 |
| 2509 | Buy | 17.03.2020 23:55:00 | 1.41869 | 0.17 | 18.03.2020 00:06:00 | 1.41933 | \$ 611.23 |
| 2238 | Sell | 17.03.2020 22:45:00 | 1.10074 | 1.24 | 18.03.2020 00:14:00 | 1.10042 | \$ 4081.27 |
| 2239 | Sell | 17.03.2020 23:15:00 | 1.10111 | 1.23 | 18.03.2020 00:14:00 | 1.1005 | \$ 7808.8 |
| 1952 | Buy | 17.03.2020 23:30:00 | 107.562 | 0.4 | 18.03.2020 00:25:00 | 107.595 | \$ 755.97 |
| 1953 | Buy | 17.03.2020 23:35:00 | 107.546 | 0.4 | 18.03.2020 00:25:00 | 107.583 | \$ 915.97 |
| 2294 | Sell | 18.03.2020 00:15:00 | 0.60164 | 0.22 | 18.03.2020 00:45:00 | 0.60115 | \$ 864.69 |
| 2510 | Buy | 18.03.2020 00:10:00 | 1.41862 | 0.17 | 18.03.2020 01:15:00 | 1.4216 | \$ 3836.25 |

| | | | | | | | |
|------|------|---------------------|---------|------|---------------------|---------|---------------|
| 2507 | Buy | 17.03.2020 23:40:00 | 1.4199 | 0.17 | 18.03.2020 01:15:00 | 1.42153 | \$ 1955.45 |
| 2506 | Buy | 17.03.2020 23:35:00 | 1.42092 | 0.17 | 18.03.2020 01:15:00 | 1.42148 | \$ 502.61 |
| 2505 | Buy | 17.03.2020 23:30:00 | 1.42114 | 0.17 | 18.03.2020 01:15:00 | 1.42165 | \$ 434.72 |
| 1588 | Buy | 17.03.2020 23:05:00 | 0.96004 | 0.92 | 18.03.2020 01:17:00 | 0.96043 | \$ 4110.7 |
| 2293 | Sell | 18.03.2020 00:10:00 | 0.60098 | 0.22 | 18.03.2020 01:50:00 | 0.60004 | \$ 1908.31 |
| 2292 | Sell | 18.03.2020 00:05:00 | 0.60083 | 0.22 | 18.03.2020 01:50:00 | 0.5999 | \$ 1885.12 |
| 2291 | Sell | 17.03.2020 23:10:00 | 0.5999 | 0.22 | 18.03.2020 01:50:00 | 0.60004 | \$ -638.36 |
| 2901 | Sell | 18.03.2020 01:40:00 | 1.20865 | 2.72 | 18.03.2020 02:01:00 | 1.20822 | \$ 12330.27 |
| 1956 | Buy | 18.03.2020 01:40:00 | 107.269 | 0.4 | 18.03.2020 02:25:00 | 107.339 | \$ 2305.97 |
| 1957 | Buy | 18.03.2020 01:50:00 | 107.242 | 0.39 | 18.03.2020 02:25:00 | 107.33 | \$ 2950.32 |
| 1589 | Buy | 18.03.2020 01:25:00 | 0.95996 | 0.93 | 18.03.2020 03:05:00 | 0.96044 | \$ 5132.3 |
| 1587 | Buy | 17.03.2020 23:00:00 | 0.96028 | 0.93 | 18.03.2020 03:05:00 | 0.96028 | \$ -22.15 |
| 1586 | Buy | 17.03.2020 22:45:00 | 0.96056 | 0.94 | 18.03.2020 03:05:00 | 0.96037 | \$ -2079.48 |
| 1584 | Buy | 17.03.2020 21:25:00 | 0.96089 | 0.94 | 18.03.2020 03:05:00 | 0.96043 | \$ -5002.73 |
| 1955 | Buy | 18.03.2020 01:35:00 | 107.329 | 0.4 | 18.03.2020 03:05:00 | 107.507 | \$ 6625.97 |
| 1954 | Buy | 18.03.2020 01:30:00 | 107.358 | 0.4 | 18.03.2020 03:05:00 | 107.496 | \$ 5025.97 |
| 2242 | Sell | 18.03.2020 02:15:00 | 1.1022 | 1.22 | 18.03.2020 03:05:00 | 1.10062 | \$ 20321.33 |
| 2241 | Sell | 18.03.2020 01:15:00 | 1.10186 | 1.23 | 18.03.2020 03:05:00 | 1.10059 | \$ 16468.12 |
| 2240 | Sell | 18.03.2020 01:05:00 | 1.10103 | 1.25 | 18.03.2020 03:05:00 | 1.10072 | \$ 4085.14 |
| 2903 | Sell | 18.03.2020 02:15:00 | 1.21069 | 2.67 | 18.03.2020 06:50:00 | 1.2118 | \$ -31244.21 |
| 2902 | Sell | 18.03.2020 02:05:00 | 1.20973 | 2.71 | 18.03.2020 06:50:00 | 1.21175 | \$ -57710.66 |
| 2900 | Sell | 18.03.2020 01:35:00 | 1.20818 | 2.74 | 18.03.2020 06:50:00 | 1.21194 | \$ -108610.99 |
| 2899 | Sell | 18.03.2020 01:30:00 | 1.20799 | 2.76 | 18.03.2020 06:50:00 | 1.21191 | \$ -114059.25 |
| 2244 | Sell | 18.03.2020 21:30:00 | 1.08745 | 1.25 | 18.03.2020 22:12:00 | 1.08639 | \$ 13968.55 |
| 2245 | Sell | 18.03.2020 21:50:00 | 1.08781 | 1.24 | 18.03.2020 22:12:00 | 1.08643 | \$ 18039.98 |
| 2246 | Sell | 18.03.2020 21:55:00 | 1.08836 | 1.23 | 18.03.2020 22:12:00 | 1.0865 | \$ 24118.67 |
| 1591 | Buy | 18.03.2020 21:35:00 | 0.96902 | 0.93 | 18.03.2020 22:13:00 | 0.96966 | \$ 6846.16 |
| 1592 | Buy | 18.03.2020 21:55:00 | 0.96899 | 0.93 | 18.03.2020 22:13:00 | 0.96973 | \$ 7917.32 |
| 1960 | Buy | 18.03.2020 21:45:00 | 107.973 | 0.4 | 18.03.2020 22:22:00 | 108.15 | \$ 6585.97 |
| 1961 | Buy | 18.03.2020 21:50:00 | 107.893 | 0.39 | 18.03.2020 22:22:00 | 108.158 | \$ 9853.32 |
| 3272 | Sell | 18.03.2020 23:05:00 | 117.921 | 4.26 | 18.03.2020 23:29:00 | 117.896 | \$ 5626.86 |
| 2297 | Sell | 18.03.2020 23:00:00 | 0.57986 | 0.23 | 18.03.2020 23:50:00 | 0.57644 | \$ 8008.04 |
| 2296 | Sell | 18.03.2020 22:35:00 | 0.57946 | 0.23 | 18.03.2020 23:50:00 | 0.57644 | \$ 7038.2 |
| 2295 | Sell | 18.03.2020 22:30:00 | 0.57929 | 0.23 | 18.03.2020 23:50:00 | 0.57638 | \$ 6771.5 |
| 3271 | Sell | 18.03.2020 23:00:00 | 117.836 | 4.3 | 19.03.2020 00:27:00 | 117.786 | \$ 13556.22 |
| 3273 | Sell | 18.03.2020 23:45:00 | 117.947 | 4.25 | 19.03.2020 00:27:00 | 117.779 | \$ 63543.49 |
| 1963 | Buy | 19.03.2020 00:15:00 | 107.862 | 0.4 | 19.03.2020 01:20:00 | 108.208 | \$ 13345.97 |
| 1962 | Buy | 19.03.2020 00:10:00 | 107.898 | 0.4 | 19.03.2020 01:20:00 | 108.201 | \$ 11625.97 |
| 1959 | Buy | 18.03.2020 21:35:00 | 108.143 | 0.4 | 19.03.2020 01:20:00 | 108.195 | \$ 1375.97 |
| 1958 | Buy | 18.03.2020 21:30:00 | 108.156 | 0.4 | 19.03.2020 01:20:00 | 108.202 | \$ 1135.97 |
| 1595 | Buy | 18.03.2020 22:55:00 | 0.96781 | 0.92 | 19.03.2020 01:25:00 | 0.96842 | \$ 6416.49 |
| 1594 | Buy | 18.03.2020 22:35:00 | 0.96821 | 0.93 | 19.03.2020 01:25:00 | 0.96849 | \$ 2951.4 |
| 1593 | Buy | 18.03.2020 22:30:00 | 0.96841 | 0.93 | 19.03.2020 01:25:00 | 0.96854 | \$ 1344.66 |
| 1590 | Buy | 18.03.2020 21:30:00 | 0.97015 | 0.94 | 19.03.2020 01:25:00 | 0.96855 | \$ -17371.31 |
| 2249 | Sell | 18.03.2020 22:55:00 | 1.08962 | 1.24 | 19.03.2020 01:25:00 | 1.09021 | \$ -8018.48 |
| 2248 | Sell | 18.03.2020 22:35:00 | 1.08928 | 1.25 | 19.03.2020 01:25:00 | 1.09032 | \$ -14013.2 |
| 2247 | Sell | 18.03.2020 22:30:00 | 1.08877 | 1.27 | 19.03.2020 01:25:00 | 1.09028 | \$ -20530.11 |
| 2243 | Sell | 18.03.2020 21:25:00 | 1.08661 | 1.27 | 19.03.2020 01:25:00 | 1.09023 | \$ -48780.31 |
| 2298 | Sell | 19.03.2020 01:00:00 | 0.5784 | 0.24 | 19.03.2020 02:16:00 | 0.57739 | \$ 2258.89 |
| 2299 | Sell | 19.03.2020 01:20:00 | 0.5787 | 0.24 | 19.03.2020 02:16:00 | 0.57756 | \$ 2587.79 |
| 2300 | Sell | 19.03.2020 01:25:00 | 0.57911 | 0.23 | 19.03.2020 02:16:00 | 0.57747 | \$ 3692.27 |
| 2301 | Sell | 19.03.2020 01:55:00 | 0.5799 | 0.23 | 19.03.2020 02:16:00 | 0.57755 | \$ 5413.73 |
| 3275 | Sell | 19.03.2020 02:05:00 | 118.621 | 4.21 | 19.03.2020 02:19:00 | 118.422 | \$ 78784.55 |
| 2251 | Sell | 19.03.2020 02:05:00 | 1.09774 | 1.22 | 19.03.2020 02:28:00 | 1.09569 | \$ 26366.29 |
| 1596 | Buy | 19.03.2020 02:05:00 | 0.96413 | 0.94 | 19.03.2020 02:34:00 | 0.96593 | \$ 19478.89 |
| 2252 | Sell | 19.03.2020 02:30:00 | 1.09583 | 1.24 | 19.03.2020 03:05:00 | 1.09442 | \$ 18432.16 |
| 3276 | Sell | 19.03.2020 02:20:00 | 118.447 | 4.26 | 19.03.2020 03:30:00 | 118.413 | \$ 9438.33 |
| 3277 | Sell | 19.03.2020 02:25:00 | 118.469 | 4.22 | 19.03.2020 03:30:00 | 118.413 | \$ 18632.31 |
| 3278 | Sell | 19.03.2020 02:30:00 | 118.542 | 4.16 | 19.03.2020 03:30:00 | 118.432 | \$ 40828.44 |
| 2250 | Sell | 19.03.2020 01:55:00 | 1.09332 | 1.25 | 19.03.2020 03:35:00 | 1.09118 | \$ 28200.66 |

| | | | | | | | |
|------|------|---------------------|---------|------|---------------------|---------|---------------|
| 3274 | Sell | 19.03.2020 01:55:00 | 118.177 | 4.32 | 19.03.2020 10:45:00 | 118.465 | \$ -129521.25 |
| 2906 | Buy | 19.03.2020 21:35:00 | 1.15391 | 2.63 | 19.03.2020 21:49:00 | 1.15459 | \$ 18845.27 |
| 2511 | Sell | 19.03.2020 21:30:00 | 1.45095 | 0.17 | 19.03.2020 21:51:00 | 1.45075 | \$ 61.74 |
| 2512 | Sell | 19.03.2020 21:35:00 | 1.45276 | 0.17 | 19.03.2020 21:51:00 | 1.45065 | \$ 2656.52 |
| 2907 | Buy | 19.03.2020 21:55:00 | 1.15238 | 2.61 | 19.03.2020 22:19:00 | 1.1538 | \$ 39054.09 |
| 2908 | Buy | 19.03.2020 22:05:00 | 1.15202 | 2.59 | 19.03.2020 22:19:00 | 1.15369 | \$ 45577.85 |
| 2305 | Buy | 19.03.2020 21:55:00 | 0.57577 | 0.23 | 19.03.2020 22:20:00 | 0.57608 | \$ 467.31 |
| 2513 | Sell | 19.03.2020 22:10:00 | 1.45275 | 0.17 | 19.03.2020 22:20:00 | 1.45161 | \$ 1338.75 |
| 2909 | Buy | 19.03.2020 22:25:00 | 1.15111 | 2.61 | 19.03.2020 22:34:00 | 1.15164 | \$ 14576.53 |
| 2306 | Buy | 19.03.2020 22:25:00 | 0.57503 | 0.23 | 19.03.2020 22:51:00 | 0.57581 | \$ 1606.5 |
| 3282 | Sell | 19.03.2020 22:25:00 | 118.464 | 4.15 | 19.03.2020 23:10:00 | 118.365 | \$ 36168.99 |
| 3279 | Sell | 19.03.2020 22:05:00 | 118.216 | 4.32 | 19.03.2020 23:31:00 | 118.197 | \$ 3101.03 |
| 3280 | Sell | 19.03.2020 22:10:00 | 118.322 | 4.27 | 19.03.2020 23:31:00 | 118.207 | \$ 44052.14 |
| 3281 | Sell | 19.03.2020 22:20:00 | 118.351 | 4.23 | 19.03.2020 23:31:00 | 118.207 | \$ 55905.79 |
| 2254 | Sell | 19.03.2020 23:45:00 | 1.07004 | 1.26 | 20.03.2020 00:00:00 | 1.0696 | \$ 5741.09 |
| 2904 | Buy | 19.03.2020 21:25:00 | 1.156 | 2.69 | 20.03.2020 00:16:00 | 1.14289 | \$ -372762.37 |
| 2905 | Buy | 19.03.2020 21:30:00 | 1.15539 | 2.67 | 20.03.2020 00:16:00 | 1.14235 | \$ -368021.45 |
| 2912 | Buy | 20.03.2020 00:21:00 | 1.14607 | 2.47 | 20.03.2020 00:28:00 | 1.14708 | \$ 26287.91 |
| 2253 | Sell | 19.03.2020 23:10:00 | 1.06959 | 1.27 | 20.03.2020 00:35:00 | 1.06643 | \$ 42203.97 |
| 1964 | Buy | 19.03.2020 23:30:00 | 110.502 | 0.4 | 20.03.2020 00:40:00 | 110.903 | \$ 15475.97 |
| 2307 | Buy | 20.03.2020 00:20:00 | 0.57255 | 0.23 | 20.03.2020 01:09:00 | 0.57342 | \$ 1824.64 |
| 2517 | Sell | 20.03.2020 01:50:00 | 1.45289 | 0.16 | 20.03.2020 01:57:00 | 1.45234 | \$ 505.63 |
| 2914 | Buy | 20.03.2020 01:05:00 | 1.14477 | 2.44 | 20.03.2020 02:30:00 | 1.14832 | \$ 91275.82 |
| 2913 | Buy | 20.03.2020 00:40:00 | 1.14643 | 2.49 | 20.03.2020 02:30:00 | 1.14844 | \$ 52739.14 |
| 2911 | Buy | 20.03.2020 00:11:00 | 1.1473 | 2.54 | 20.03.2020 02:30:00 | 1.14848 | \$ 31582.99 |
| 2910 | Buy | 20.03.2020 00:00:00 | 1.1483 | 2.58 | 20.03.2020 02:30:00 | 1.14839 | \$ 2446.81 |
| 841 | Sell | 19.03.2020 21:55:00 | 0.9259 | 0.23 | 20.03.2020 02:45:00 | 0.92669 | \$ -2794.29 |
| 840 | Sell | 19.03.2020 21:50:00 | 0.9249 | 0.23 | 20.03.2020 02:45:00 | 0.92674 | \$ -6084.9 |
| 839 | Sell | 19.03.2020 21:35:00 | 0.92402 | 0.23 | 20.03.2020 02:45:00 | 0.92657 | \$ -8309.98 |
| 838 | Sell | 19.03.2020 21:30:00 | 0.92374 | 0.23 | 20.03.2020 02:45:00 | 0.92675 | \$ -9751.57 |
| 2308 | Buy | 20.03.2020 01:40:00 | 0.57162 | 0.23 | 20.03.2020 02:45:00 | 0.57365 | \$ 4636.23 |
| 2515 | Sell | 20.03.2020 01:40:00 | 1.45149 | 0.17 | 20.03.2020 02:48:00 | 1.45105 | \$ 387.79 |
| 2516 | Sell | 20.03.2020 01:45:00 | 1.45166 | 0.17 | 20.03.2020 02:48:00 | 1.45112 | \$ 523.64 |
| 2518 | Sell | 20.03.2020 02:00:00 | 1.45248 | 0.16 | 20.03.2020 02:48:00 | 1.45118 | \$ 1464.58 |
| 2304 | Buy | 19.03.2020 21:35:00 | 0.57793 | 0.23 | 20.03.2020 03:25:00 | 0.57864 | \$ 1385.69 |
| 2303 | Buy | 19.03.2020 21:30:00 | 0.57866 | 0.23 | 20.03.2020 03:25:00 | 0.57848 | \$ -771.48 |
| 2302 | Buy | 19.03.2020 21:25:00 | 0.57894 | 0.23 | 20.03.2020 03:25:00 | 0.57853 | \$ -1328.96 |
| 2514 | Sell | 20.03.2020 01:30:00 | 1.45111 | 0.17 | 20.03.2020 03:25:00 | 1.44891 | \$ 2778.79 |
| 3285 | Buy | 23.03.2020 00:45:00 | 118.414 | 4.27 | 23.03.2020 01:02:00 | 118.436 | \$ 4337.89 |
| 1598 | Buy | 23.03.2020 00:11:00 | 0.9839 | 0.92 | 23.03.2020 01:15:00 | 0.98754 | \$ 38561.96 |
| 1597 | Buy | 23.03.2020 00:04:00 | 0.98467 | 0.92 | 23.03.2020 01:15:00 | 0.98738 | \$ 28707.24 |
| 1967 | Buy | 23.03.2020 01:05:00 | 110.51 | 0.4 | 23.03.2020 01:20:00 | 111.086 | \$ 22545.97 |
| 1966 | Buy | 23.03.2020 00:10:00 | 110.692 | 0.4 | 23.03.2020 01:20:00 | 111.075 | \$ 14825.97 |
| 1965 | Buy | 23.03.2020 00:03:00 | 110.744 | 0.41 | 23.03.2020 01:20:00 | 111.073 | \$ 12982.62 |
| 2256 | Sell | 23.03.2020 00:20:00 | 1.07027 | 1.27 | 23.03.2020 01:20:00 | 1.06635 | \$ 52483.78 |
| 2255 | Sell | 23.03.2020 00:06:00 | 1.07017 | 1.28 | 23.03.2020 01:20:00 | 1.06649 | \$ 49658.45 |
| 2915 | Buy | 23.03.2020 01:30:00 | 1.15626 | 2.58 | 23.03.2020 01:35:00 | 1.15695 | \$ 18758.86 |
| 842 | Sell | 23.03.2020 01:30:00 | 0.92085 | 0.23 | 23.03.2020 01:41:00 | 0.9202 | \$ 1752.98 |
| 3284 | Buy | 23.03.2020 00:30:00 | 118.44 | 4.31 | 23.03.2020 01:56:00 | 118.465 | \$ 5670.15 |
| 2918 | Buy | 23.03.2020 02:00:00 | 1.15442 | 2.52 | 23.03.2020 02:07:00 | 1.15506 | \$ 16994.88 |
| 2521 | Sell | 23.03.2020 01:45:00 | 1.44833 | 0.17 | 23.03.2020 02:28:00 | 1.44744 | \$ 999.12 |
| 2920 | Buy | 23.03.2020 02:15:00 | 1.15376 | 2.48 | 23.03.2020 02:32:00 | 1.15506 | \$ 33972.9 |
| 2520 | Sell | 23.03.2020 01:35:00 | 1.44634 | 0.17 | 23.03.2020 02:41:00 | 1.44543 | \$ 1026.29 |
| 846 | Sell | 23.03.2020 02:10:00 | 0.92382 | 0.22 | 23.03.2020 02:45:00 | 0.91639 | \$ 22000.86 |
| 845 | Sell | 23.03.2020 02:00:00 | 0.92311 | 0.22 | 23.03.2020 02:45:00 | 0.91626 | \$ 20262.22 |
| 844 | Sell | 23.03.2020 01:55:00 | 0.92207 | 0.23 | 23.03.2020 02:45:00 | 0.91639 | \$ 17516.56 |
| 843 | Sell | 23.03.2020 01:50:00 | 0.92042 | 0.23 | 23.03.2020 02:45:00 | 0.91623 | \$ 12847.02 |
| 2916 | Buy | 23.03.2020 01:45:00 | 1.1578 | 2.59 | 23.03.2020 02:45:00 | 1.16248 | \$ 127727.14 |
| 2917 | Buy | 23.03.2020 01:55:00 | 1.15593 | 2.56 | 23.03.2020 02:45:00 | 1.16252 | \$ 177771.84 |
| 2919 | Buy | 23.03.2020 02:10:00 | 1.15574 | 2.54 | 23.03.2020 02:45:00 | 1.16255 | \$ 182271.35 |

| | | | | | | | |
|------|------|---------------------|---------|------|---------------------|---------|---------------|
| 2519 | Sell | 23.03.2020 01:30:00 | 1.44543 | 0.17 | 23.03.2020 02:56:00 | 1.44506 | \$ 292.69 |
| 3283 | Buy | 23.03.2020 00:06:00 | 118.507 | 4.35 | 23.03.2020 05:00:00 | 118.292 | \$ -98679.88 |
| 847 | Buy | 23.03.2020 21:55:00 | 0.93035 | 0.24 | 23.03.2020 22:28:00 | 0.93124 | \$ 2611.08 |
| 1599 | Sell | 23.03.2020 22:00:00 | 0.9843 | 0.93 | 23.03.2020 22:45:00 | 0.98218 | \$ 22702.29 |
| 2257 | Buy | 23.03.2020 21:40:00 | 1.0731 | 1.3 | 23.03.2020 22:50:00 | 1.07397 | \$ 11917.91 |
| 2258 | Buy | 23.03.2020 21:50:00 | 1.073 | 1.29 | 23.03.2020 22:50:00 | 1.07381 | \$ 11010.63 |
| 1968 | Sell | 23.03.2020 21:40:00 | 111.499 | 0.41 | 23.03.2020 22:51:00 | 111.276 | \$ 8636.62 |
| 1969 | Sell | 23.03.2020 21:45:00 | 111.515 | 0.41 | 23.03.2020 22:51:00 | 111.274 | \$ 9374.62 |
| 1970 | Sell | 23.03.2020 21:50:00 | 111.528 | 0.41 | 23.03.2020 22:51:00 | 111.273 | \$ 9948.62 |
| 1972 | Buy | 23.03.2020 23:35:00 | 111.121 | 0.42 | 24.03.2020 00:06:00 | 111.155 | \$ 835.77 |
| 2522 | Buy | 24.03.2020 00:00:00 | 1.44907 | 0.17 | 24.03.2020 00:16:00 | 1.44987 | \$ 876.27 |
| 849 | Buy | 24.03.2020 00:11:00 | 0.92827 | 0.24 | 24.03.2020 00:42:00 | 0.92968 | \$ 4309.85 |
| 2921 | Sell | 24.03.2020 00:09:00 | 1.15188 | 2.72 | 24.03.2020 00:42:00 | 1.15083 | \$ 30108.81 |
| 1973 | Buy | 24.03.2020 00:15:00 | 111.108 | 0.42 | 24.03.2020 01:10:00 | 111.136 | \$ 657.27 |
| 1974 | Buy | 24.03.2020 00:25:00 | 111.089 | 0.42 | 24.03.2020 01:10:00 | 111.126 | \$ 1035.27 |
| 1975 | Buy | 24.03.2020 00:30:00 | 111.049 | 0.41 | 24.03.2020 01:10:00 | 111.145 | \$ 3429.62 |
| 1978 | Buy | 24.03.2020 01:40:00 | 110.934 | 0.41 | 24.03.2020 02:15:00 | 110.966 | \$ 805.62 |
| 851 | Buy | 24.03.2020 02:25:00 | 0.92811 | 0.24 | 24.03.2020 03:18:00 | 0.92831 | \$ 356.95 |
| 2526 | Buy | 24.03.2020 01:45:00 | 1.44799 | 0.17 | 24.03.2020 03:20:00 | 1.4484 | \$ 346.74 |
| 2525 | Buy | 24.03.2020 01:35:00 | 1.44808 | 0.17 | 24.03.2020 03:20:00 | 1.44838 | \$ 197.38 |
| 2524 | Buy | 24.03.2020 01:30:00 | 1.44864 | 0.17 | 24.03.2020 03:20:00 | 1.44829 | \$ -685.19 |
| 2523 | Buy | 24.03.2020 00:55:00 | 1.44935 | 0.17 | 24.03.2020 03:20:00 | 1.44843 | \$ -1459.13 |
| 1979 | Buy | 24.03.2020 02:30:00 | 110.802 | 0.41 | 24.03.2020 03:23:00 | 110.831 | \$ 682.62 |
| 850 | Buy | 24.03.2020 02:20:00 | 0.92854 | 0.24 | 24.03.2020 03:50:00 | 0.92975 | \$ 3656.48 |
| 848 | Buy | 23.03.2020 23:45:00 | 0.93044 | 0.24 | 24.03.2020 03:50:00 | 0.92965 | \$ -3004.65 |
| 3289 | Buy | 23.03.2020 22:50:00 | 119.411 | 4.16 | 24.03.2020 03:55:00 | 119.545 | \$ 48892.31 |
| 3288 | Buy | 23.03.2020 22:35:00 | 119.446 | 4.2 | 24.03.2020 03:55:00 | 119.543 | \$ 33820.67 |
| 3287 | Buy | 23.03.2020 22:30:00 | 119.529 | 4.25 | 24.03.2020 03:55:00 | 119.536 | \$ -4030.15 |
| 3286 | Buy | 23.03.2020 22:20:00 | 119.548 | 4.29 | 24.03.2020 03:55:00 | 119.534 | \$ -13077.64 |
| 1977 | Buy | 24.03.2020 01:35:00 | 110.978 | 0.42 | 24.03.2020 06:30:00 | 110.525 | \$ -19544.73 |
| 1976 | Buy | 24.03.2020 01:30:00 | 111.017 | 0.42 | 24.03.2020 06:30:00 | 110.516 | \$ -21560.73 |
| 1971 | Buy | 23.03.2020 23:30:00 | 111.144 | 0.42 | 24.03.2020 06:30:00 | 110.526 | \$ -26548.23 |
| 2925 | Sell | 24.03.2020 01:35:00 | 1.15483 | 2.66 | 24.03.2020 08:40:00 | 1.16094 | \$ -171339.79 |
| 2924 | Sell | 24.03.2020 01:30:00 | 1.15445 | 2.69 | 24.03.2020 08:40:00 | 1.16108 | \$ -188018.76 |
| 2923 | Sell | 24.03.2020 01:25:00 | 1.15415 | 2.71 | 24.03.2020 08:40:00 | 1.16097 | \$ -194844.89 |
| 2922 | Sell | 24.03.2020 01:20:00 | 1.15379 | 2.73 | 24.03.2020 08:40:00 | 1.16112 | \$ -210960.91 |
| 3291 | Buy | 24.03.2020 21:50:00 | 119.776 | 4.26 | 24.03.2020 22:25:00 | 119.998 | \$ 89469.5 |
| 3290 | Buy | 24.03.2020 21:45:00 | 119.824 | 4.3 | 24.03.2020 22:25:00 | 120.01 | \$ 74827.61 |
| 2260 | Buy | 24.03.2020 22:15:00 | 1.07477 | 1.29 | 24.03.2020 23:00:00 | 1.07704 | \$ 30856.96 |
| 2259 | Buy | 24.03.2020 22:05:00 | 1.07505 | 1.3 | 24.03.2020 23:00:00 | 1.07718 | \$ 29178.34 |
| 1601 | Sell | 24.03.2020 22:50:00 | 0.98447 | 0.93 | 24.03.2020 23:05:00 | 0.98239 | \$ 22273.78 |
| 1600 | Sell | 24.03.2020 22:30:00 | 0.98421 | 0.93 | 24.03.2020 23:05:00 | 0.98243 | \$ 19059.87 |
| 2926 | Buy | 24.03.2020 22:30:00 | 1.17185 | 2.54 | 24.03.2020 23:24:00 | 1.17353 | \$ 44965.62 |
| 2528 | Buy | 24.03.2020 23:05:00 | 1.44831 | 0.17 | 24.03.2020 23:30:00 | 1.4505 | \$ 2763.61 |
| 2527 | Buy | 24.03.2020 23:00:00 | 1.44861 | 0.17 | 24.03.2020 23:30:00 | 1.45056 | \$ 2437.73 |
| 854 | Sell | 24.03.2020 23:30:00 | 0.91837 | 0.24 | 25.03.2020 00:10:00 | 0.91516 | \$ 10164.88 |
| 853 | Sell | 24.03.2020 23:25:00 | 0.91796 | 0.24 | 25.03.2020 00:10:00 | 0.91521 | \$ 8660.6 |
| 852 | Sell | 24.03.2020 23:05:00 | 0.91722 | 0.24 | 25.03.2020 00:10:00 | 0.91521 | \$ 6240.67 |
| 1983 | Buy | 25.03.2020 00:00:00 | 111.202 | 0.4 | 25.03.2020 00:19:00 | 111.243 | \$ 1145.97 |
| 1981 | Buy | 24.03.2020 23:50:00 | 111.333 | 0.4 | 25.03.2020 00:38:00 | 111.41 | \$ 2515.97 |
| 1982 | Buy | 24.03.2020 23:55:00 | 111.24 | 0.4 | 25.03.2020 00:38:00 | 111.405 | \$ 6035.97 |
| 2529 | Buy | 25.03.2020 00:05:00 | 1.44603 | 0.17 | 25.03.2020 01:10:00 | 1.44651 | \$ 441.78 |
| 1985 | Buy | 25.03.2020 01:50:00 | 111.128 | 0.4 | 25.03.2020 02:39:00 | 111.146 | \$ 225.97 |
| 2262 | Sell | 25.03.2020 01:40:00 | 1.08107 | 1.31 | 25.03.2020 02:41:00 | 1.08081 | \$ 3590.71 |
| 2263 | Sell | 25.03.2020 02:10:00 | 1.08128 | 1.3 | 25.03.2020 02:41:00 | 1.08083 | \$ 6167.25 |
| 2531 | Buy | 25.03.2020 01:40:00 | 1.44262 | 0.17 | 25.03.2020 02:41:00 | 1.4437 | \$ 1256.45 |
| 2532 | Buy | 25.03.2020 01:55:00 | 1.44244 | 0.17 | 25.03.2020 02:41:00 | 1.44378 | \$ 1609.48 |
| 2261 | Sell | 25.03.2020 01:30:00 | 1.08076 | 1.32 | 25.03.2020 03:05:00 | 1.07918 | \$ 21987.03 |
| 1604 | Buy | 25.03.2020 02:00:00 | 0.98001 | 0.93 | 25.03.2020 03:35:00 | 0.98191 | \$ 20342.84 |
| 1603 | Buy | 25.03.2020 01:40:00 | 0.9803 | 0.94 | 25.03.2020 03:35:00 | 0.98198 | \$ 18179.68 |

| | | | | | | | |
|------|------|---------------------|---------|------|---------------------|---------|--------------|
| 1602 | Buy | 25.03.2020 01:30:00 | 0.98077 | 0.94 | 25.03.2020 03:35:00 | 0.982 | \$ 13307.6 |
| 2530 | Buy | 25.03.2020 01:35:00 | 1.44416 | 0.17 | 25.03.2020 03:35:00 | 1.44532 | \$ 1365.07 |
| 1984 | Buy | 25.03.2020 01:40:00 | 111.138 | 0.41 | 25.03.2020 05:40:00 | 111.007 | \$ -5877.38 |
| 1980 | Buy | 24.03.2020 23:30:00 | 111.392 | 0.41 | 25.03.2020 05:40:00 | 111.003 | \$ -16527.13 |
| 1986 | Buy | 25.03.2020 21:25:00 | 111.101 | 0.4 | 25.03.2020 22:04:00 | 111.253 | \$ 5585.97 |
| 855 | Buy | 25.03.2020 23:30:00 | 0.91384 | 0.24 | 26.03.2020 00:06:00 | 0.91618 | \$ 6965.8 |
| 2533 | Sell | 26.03.2020 01:30:00 | 1.42056 | 0.17 | 26.03.2020 01:51:00 | 1.42032 | \$ 116.08 |
| 2928 | Buy | 26.03.2020 01:40:00 | 1.18278 | 2.53 | 26.03.2020 03:06:00 | 1.18356 | \$ 20794.7 |
| 2929 | Buy | 26.03.2020 01:55:00 | 1.18248 | 2.51 | 26.03.2020 03:06:00 | 1.18364 | \$ 30680.99 |
| 2930 | Buy | 26.03.2020 02:00:00 | 1.18161 | 2.47 | 26.03.2020 03:06:00 | 1.18362 | \$ 52315.52 |
| 1606 | Sell | 26.03.2020 01:35:00 | 0.97732 | 0.95 | 26.03.2020 03:35:00 | 0.97488 | \$ 26692.41 |
| 1605 | Sell | 26.03.2020 01:30:00 | 0.97692 | 0.95 | 26.03.2020 03:35:00 | 0.97481 | \$ 23081.09 |
| 2927 | Buy | 26.03.2020 01:30:00 | 1.18349 | 2.55 | 26.03.2020 03:35:00 | 1.18694 | \$ 92703.66 |
| 2537 | Sell | 26.03.2020 02:15:00 | 1.42237 | 0.17 | 26.03.2020 03:38:00 | 1.42204 | \$ 238.35 |
| 3295 | Buy | 26.03.2020 02:20:00 | 120.698 | 4.19 | 26.03.2020 03:45:00 | 120.845 | \$ 56536.26 |
| 3294 | Buy | 26.03.2020 02:15:00 | 120.719 | 4.23 | 26.03.2020 03:45:00 | 120.847 | \$ 49037.84 |
| 3293 | Buy | 26.03.2020 02:05:00 | 120.778 | 4.28 | 26.03.2020 03:45:00 | 120.86 | \$ 29926.66 |
| 3292 | Buy | 26.03.2020 02:00:00 | 120.795 | 4.31 | 26.03.2020 03:45:00 | 120.856 | \$ 21084.95 |
| 1990 | Buy | 26.03.2020 02:20:00 | 110.88 | 0.4 | 26.03.2020 05:35:00 | 110.776 | \$ -4654.03 |
| 1989 | Buy | 26.03.2020 02:15:00 | 110.935 | 0.4 | 26.03.2020 05:35:00 | 110.763 | \$ -7374.03 |
| 1988 | Buy | 26.03.2020 02:05:00 | 110.969 | 0.4 | 26.03.2020 05:35:00 | 110.778 | \$ -8134.03 |
| 1987 | Buy | 26.03.2020 02:00:00 | 111.012 | 0.41 | 26.03.2020 05:35:00 | 110.781 | \$ -9977.38 |
| 2536 | Sell | 26.03.2020 02:05:00 | 1.42184 | 0.17 | 26.03.2020 06:20:00 | 1.4236 | \$ -2600.96 |
| 2535 | Sell | 26.03.2020 02:00:00 | 1.42149 | 0.17 | 26.03.2020 06:20:00 | 1.42358 | \$ -3049.27 |
| 2534 | Sell | 26.03.2020 01:55:00 | 1.42083 | 0.17 | 26.03.2020 06:20:00 | 1.42365 | \$ -4040.99 |
| 856 | Sell | 26.03.2020 21:30:00 | 0.90943 | 0.24 | 26.03.2020 22:49:00 | 0.90648 | \$ 9350.57 |
| 857 | Sell | 26.03.2020 21:40:00 | 0.90988 | 0.24 | 26.03.2020 22:49:00 | 0.90635 | \$ 11247.27 |
| 3297 | Sell | 26.03.2020 23:05:00 | 120.966 | 4.31 | 26.03.2020 23:54:00 | 120.916 | \$ 16336.19 |
| 3296 | Sell | 26.03.2020 23:00:00 | 120.913 | 4.35 | 27.03.2020 00:40:00 | 120.729 | \$ 73810.1 |
| 2266 | Buy | 27.03.2020 01:15:00 | 1.10245 | 1.3 | 27.03.2020 01:50:00 | 1.10381 | \$ 18630.3 |
| 2265 | Buy | 27.03.2020 00:15:00 | 1.10277 | 1.31 | 27.03.2020 01:50:00 | 1.10395 | \$ 16288.86 |
| 2264 | Buy | 27.03.2020 00:00:00 | 1.10296 | 1.32 | 27.03.2020 01:50:00 | 1.10394 | \$ 13631.31 |
| 1994 | Sell | 27.03.2020 00:10:00 | 109.608 | 0.4 | 27.03.2020 01:55:00 | 109.255 | \$ 13625.97 |
| 1993 | Sell | 26.03.2020 23:55:00 | 109.594 | 0.4 | 27.03.2020 01:55:00 | 109.255 | \$ 12899.97 |
| 1992 | Sell | 26.03.2020 23:50:00 | 109.532 | 0.4 | 27.03.2020 01:55:00 | 109.255 | \$ 10419.97 |
| 1991 | Sell | 26.03.2020 23:45:00 | 109.524 | 0.41 | 27.03.2020 01:55:00 | 109.26 | \$ 10147.47 |
| 2312 | Buy | 27.03.2020 00:05:00 | 0.60527 | 0.22 | 27.03.2020 02:20:00 | 0.60554 | \$ 354.26 |
| 2311 | Buy | 26.03.2020 23:50:00 | 0.60561 | 0.22 | 27.03.2020 02:20:00 | 0.60571 | \$ -88.79 |
| 2310 | Buy | 26.03.2020 23:45:00 | 0.60585 | 0.23 | 27.03.2020 02:20:00 | 0.60568 | \$ -747.25 |
| 2309 | Buy | 26.03.2020 23:40:00 | 0.6059 | 0.23 | 27.03.2020 02:20:00 | 0.60569 | \$ -844.2 |
| 2541 | Sell | 27.03.2020 01:25:00 | 1.40556 | 0.17 | 27.03.2020 03:01:00 | 1.40511 | \$ 401.38 |
| 1607 | Sell | 27.03.2020 01:00:00 | 0.96339 | 0.98 | 27.03.2020 03:16:00 | 0.96219 | \$ 13536.98 |
| 860 | Sell | 27.03.2020 01:10:00 | 0.90754 | 0.24 | 27.03.2020 03:17:00 | 0.90685 | \$ 1960.0 |
| 861 | Sell | 27.03.2020 01:20:00 | 0.90803 | 0.24 | 27.03.2020 03:17:00 | 0.90693 | \$ 3300.77 |
| 859 | Sell | 27.03.2020 01:05:00 | 0.90674 | 0.24 | 27.03.2020 04:20:00 | 0.90529 | \$ 4445.32 |
| 858 | Sell | 27.03.2020 01:01:00 | 0.90625 | 0.25 | 27.03.2020 04:20:00 | 0.90535 | \$ 2757.02 |
| 2540 | Sell | 27.03.2020 01:20:00 | 1.40493 | 0.17 | 27.03.2020 04:40:00 | 1.40351 | \$ 1719.14 |
| 2539 | Sell | 27.03.2020 01:10:00 | 1.40448 | 0.17 | 27.03.2020 04:40:00 | 1.40353 | \$ 1080.63 |
| 2538 | Sell | 27.03.2020 01:00:00 | 1.40437 | 0.17 | 27.03.2020 04:40:00 | 1.40353 | \$ 931.2 |
| 2931 | Buy | 30.03.2020 00:10:00 | 1.2413 | 2.6 | 30.03.2020 01:07:00 | 1.24298 | \$ 46027.8 |
| 2316 | Buy | 30.03.2020 01:15:00 | 0.61388 | 0.22 | 30.03.2020 02:35:00 | 0.61578 | \$ 4133.26 |
| 2315 | Buy | 30.03.2020 01:05:00 | 0.61436 | 0.22 | 30.03.2020 02:35:00 | 0.61588 | \$ 3252.27 |
| 2314 | Buy | 30.03.2020 00:10:00 | 0.6147 | 0.23 | 30.03.2020 02:35:00 | 0.61587 | \$ 2551.77 |
| 2313 | Buy | 30.03.2020 00:05:00 | 0.61504 | 0.23 | 30.03.2020 02:35:00 | 0.61597 | \$ 1970.06 |
| 2933 | Buy | 30.03.2020 01:45:00 | 1.23961 | 2.59 | 30.03.2020 02:45:00 | 1.24436 | \$ 129637.6 |
| 2932 | Buy | 30.03.2020 01:25:00 | 1.2403 | 2.61 | 30.03.2020 02:45:00 | 1.24431 | \$ 110286.53 |
| 863 | Sell | 30.03.2020 01:45:00 | 0.89583 | 0.25 | 30.03.2020 02:47:00 | 0.89507 | \$ 2280.12 |
| 864 | Sell | 30.03.2020 01:50:00 | 0.896 | 0.25 | 30.03.2020 02:47:00 | 0.89511 | \$ 2722.95 |
| 1608 | Sell | 30.03.2020 01:30:00 | 0.95316 | 1.0 | 30.03.2020 02:50:00 | 0.95077 | \$ 27521.31 |
| 2267 | Buy | 30.03.2020 01:30:00 | 1.11078 | 1.35 | 30.03.2020 02:50:00 | 1.11374 | \$ 42107.85 |

| | | | | | | | |
|------|------|---------------------|---------|------|---------------------|---------|--------------|
| 862 | Sell | 30.03.2020 01:30:00 | 0.89525 | 0.25 | 30.03.2020 03:05:00 | 0.8935 | \$ 5652.47 |
| 2542 | Buy | 30.03.2020 21:30:00 | 1.41356 | 0.17 | 30.03.2020 22:08:00 | 1.41524 | \$ 2071.13 |
| 865 | Sell | 30.03.2020 21:30:00 | 0.89173 | 0.25 | 30.03.2020 23:02:00 | 0.89074 | \$ 3063.6 |
| 2271 | Sell | 30.03.2020 23:00:00 | 1.10532 | 1.32 | 30.03.2020 23:25:00 | 1.10501 | \$ 4313.91 |
| 2934 | Sell | 30.03.2020 23:00:00 | 1.24182 | 2.67 | 30.03.2020 23:25:00 | 1.23938 | \$ 68680.97 |
| 1995 | Buy | 30.03.2020 23:00:00 | 107.758 | 0.42 | 30.03.2020 23:58:00 | 107.804 | \$ 1413.27 |
| 2270 | Sell | 30.03.2020 22:50:00 | 1.10464 | 1.34 | 31.03.2020 00:30:00 | 1.1034 | \$ 17406.95 |
| 2269 | Sell | 30.03.2020 21:35:00 | 1.10386 | 1.36 | 31.03.2020 00:30:00 | 1.1033 | \$ 7917.24 |
| 2268 | Sell | 30.03.2020 21:30:00 | 1.10378 | 1.37 | 31.03.2020 00:30:00 | 1.10345 | \$ 4653.57 |
| 2935 | Buy | 31.03.2020 00:30:00 | 1.23795 | 2.69 | 31.03.2020 01:19:00 | 1.2386 | \$ 18424.82 |
| 1996 | Buy | 31.03.2020 00:00:00 | 107.695 | 0.42 | 31.03.2020 02:00:00 | 107.976 | \$ 11283.27 |
| 1610 | Buy | 30.03.2020 23:00:00 | 0.9582 | 1.0 | 31.03.2020 02:10:00 | 0.95958 | \$ 15870.89 |
| 1609 | Buy | 30.03.2020 22:30:00 | 0.95867 | 1.0 | 31.03.2020 02:10:00 | 0.95971 | \$ 11954.8 |
| 2936 | Buy | 31.03.2020 02:30:00 | 1.23595 | 2.69 | 31.03.2020 03:06:00 | 1.23629 | \$ 9637.59 |
| 3299 | Sell | 31.03.2020 02:30:00 | 119.296 | 4.4 | 31.03.2020 03:07:00 | 119.278 | \$ 2671.15 |
| 3298 | Sell | 31.03.2020 02:05:00 | 119.267 | 4.44 | 31.03.2020 03:30:00 | 119.119 | \$ 60416.55 |
| 2543 | Buy | 31.03.2020 21:45:00 | 1.41001 | 0.17 | 31.03.2020 22:26:00 | 1.4119 | \$ 2356.26 |
| 2544 | Buy | 31.03.2020 21:50:00 | 1.40962 | 0.17 | 31.03.2020 22:26:00 | 1.41184 | \$ 2804.33 |
| 2545 | Buy | 31.03.2020 22:00:00 | 1.40875 | 0.17 | 31.03.2020 22:26:00 | 1.41181 | \$ 3944.88 |
| 2546 | Buy | 31.03.2020 22:05:00 | 1.40858 | 0.17 | 31.03.2020 22:26:00 | 1.41182 | \$ 4189.28 |
| 3300 | Sell | 31.03.2020 21:25:00 | 118.624 | 4.48 | 31.03.2020 22:39:00 | 118.58 | \$ 14397.91 |
| 3301 | Sell | 31.03.2020 21:30:00 | 118.655 | 4.44 | 31.03.2020 22:39:00 | 118.574 | \$ 30695.72 |
| 2273 | Sell | 31.03.2020 22:00:00 | 1.10201 | 1.37 | 31.03.2020 22:42:00 | 1.1014 | \$ 8810.2 |
| 2274 | Sell | 31.03.2020 23:00:00 | 1.10326 | 1.37 | 31.03.2020 23:36:00 | 1.10297 | \$ 4188.46 |
| 866 | Sell | 31.03.2020 22:45:00 | 0.88736 | 0.25 | 01.04.2020 00:06:00 | 0.88721 | \$ 164.77 |
| 867 | Sell | 31.03.2020 22:50:00 | 0.88761 | 0.25 | 01.04.2020 00:06:00 | 0.88721 | \$ 1016.37 |
| 868 | Sell | 31.03.2020 22:55:00 | 0.88777 | 0.25 | 01.04.2020 00:06:00 | 0.88718 | \$ 1663.59 |
| 869 | Sell | 31.03.2020 23:05:00 | 0.8883 | 0.25 | 01.04.2020 00:06:00 | 0.88705 | \$ 3911.83 |
| 3302 | Sell | 01.04.2020 00:25:00 | 118.711 | 4.49 | 01.04.2020 01:00:00 | 118.641 | \$ 26099.88 |
| 2320 | Sell | 31.03.2020 21:55:00 | 0.61318 | 0.23 | 01.04.2020 01:15:00 | 0.61265 | \$ 957.1 |
| 2319 | Sell | 31.03.2020 21:45:00 | 0.61292 | 0.23 | 01.04.2020 01:15:00 | 0.61265 | \$ 326.71 |
| 2318 | Sell | 31.03.2020 21:40:00 | 0.61262 | 0.23 | 01.04.2020 01:15:00 | 0.61276 | \$ -667.37 |
| 2317 | Sell | 31.03.2020 21:30:00 | 0.61224 | 0.23 | 01.04.2020 01:15:00 | 0.61264 | \$ -1297.77 |
| 2277 | Sell | 31.03.2020 23:55:00 | 1.10346 | 1.34 | 01.04.2020 01:30:00 | 1.10276 | \$ 9778.55 |
| 2276 | Sell | 31.03.2020 23:50:00 | 1.10325 | 1.36 | 01.04.2020 01:30:00 | 1.10259 | \$ 9350.99 |
| 2275 | Sell | 31.03.2020 23:45:00 | 1.10309 | 1.37 | 01.04.2020 01:30:00 | 1.10261 | \$ 6820.02 |
| 2272 | Sell | 31.03.2020 21:45:00 | 1.10128 | 1.38 | 01.04.2020 01:30:00 | 1.10276 | \$ -21645.01 |
| 2550 | Buy | 31.03.2020 23:20:00 | 1.40449 | 0.17 | 01.04.2020 01:40:00 | 1.40854 | \$ 5241.3 |
| 2549 | Buy | 31.03.2020 23:15:00 | 1.40515 | 0.17 | 01.04.2020 01:40:00 | 1.40863 | \$ 4467.36 |
| 2548 | Buy | 31.03.2020 23:10:00 | 1.40673 | 0.18 | 01.04.2020 01:40:00 | 1.40861 | \$ 2429.88 |
| 2547 | Buy | 31.03.2020 23:00:00 | 1.40719 | 0.18 | 01.04.2020 01:40:00 | 1.40852 | \$ 1639.16 |
| 2551 | Sell | 01.04.2020 02:00:00 | 1.4093 | 0.18 | 01.04.2020 02:06:00 | 1.40839 | \$ 1086.67 |
| 1997 | Sell | 01.04.2020 02:00:00 | 107.754 | 0.42 | 01.04.2020 02:30:00 | 107.403 | \$ 14223.27 |
| 870 | Sell | 01.04.2020 01:35:00 | 0.88899 | 0.26 | 01.04.2020 03:05:00 | 0.88789 | \$ 3575.83 |
| 3303 | Sell | 01.04.2020 02:00:00 | 118.775 | 4.49 | 01.04.2020 03:05:00 | 118.386 | \$ 169327.51 |
| 2940 | Buy | 01.04.2020 02:00:00 | 1.23945 | 2.62 | 01.04.2020 03:20:00 | 1.24241 | \$ 81720.42 |
| 2939 | Buy | 01.04.2020 01:40:00 | 1.23989 | 2.65 | 01.04.2020 03:20:00 | 1.24235 | \$ 68693.96 |
| 2938 | Buy | 01.04.2020 01:35:00 | 1.24035 | 2.67 | 01.04.2020 03:20:00 | 1.24245 | \$ 59083.77 |
| 2937 | Buy | 01.04.2020 01:30:00 | 1.24087 | 2.7 | 01.04.2020 03:20:00 | 1.24234 | \$ 41823.33 |
| 1614 | Buy | 31.03.2020 23:50:00 | 0.96172 | 0.99 | 01.04.2020 04:35:00 | 0.96188 | \$ 1800.85 |
| 1613 | Buy | 31.03.2020 23:15:00 | 0.96214 | 1.0 | 01.04.2020 04:35:00 | 0.96176 | \$ -4400.62 |
| 1612 | Buy | 31.03.2020 23:00:00 | 0.9623 | 1.0 | 01.04.2020 04:35:00 | 0.96176 | \$ -6243.49 |
| 1611 | Buy | 31.03.2020 22:00:00 | 0.96331 | 1.01 | 01.04.2020 04:35:00 | 0.96191 | \$ -16310.38 |
| 2941 | Buy | 02.04.2020 00:00:00 | 1.23741 | 2.76 | 02.04.2020 00:05:00 | 1.23817 | \$ 22103.46 |
| 874 | Sell | 01.04.2020 23:30:00 | 0.88451 | 0.25 | 02.04.2020 00:44:00 | 0.88405 | \$ 1145.89 |
| 2281 | Sell | 01.04.2020 22:35:00 | 1.09505 | 1.36 | 02.04.2020 00:45:00 | 1.09506 | \$ -478.7 |
| 2280 | Sell | 01.04.2020 22:30:00 | 1.0946 | 1.38 | 02.04.2020 00:45:00 | 1.09499 | \$ -6014.13 |
| 2279 | Sell | 01.04.2020 22:25:00 | 1.09407 | 1.39 | 02.04.2020 00:45:00 | 1.09502 | \$ -14263.84 |
| 2278 | Sell | 01.04.2020 22:15:00 | 1.09375 | 1.4 | 02.04.2020 00:45:00 | 1.09503 | \$ -19236.99 |
| 2555 | Buy | 01.04.2020 23:30:00 | 1.41699 | 0.18 | 02.04.2020 00:59:00 | 1.41838 | \$ 1624.22 |

| | | | | | | | |
|------|------|---------------------|---------|------|---------------------|---------|--------------|
| 3307 | Sell | 01.04.2020 23:05:00 | 117.327 | 4.46 | 02.04.2020 03:10:00 | 117.315 | \$ -2864.7 |
| 3306 | Sell | 01.04.2020 22:55:00 | 117.291 | 4.51 | 02.04.2020 03:10:00 | 117.326 | \$ -24091.74 |
| 3305 | Sell | 01.04.2020 22:50:00 | 117.241 | 4.56 | 02.04.2020 03:10:00 | 117.316 | \$ -42596.92 |
| 3304 | Sell | 01.04.2020 22:00:00 | 117.186 | 4.61 | 02.04.2020 03:10:00 | 117.308 | \$ -64728.87 |
| 1618 | Buy | 01.04.2020 22:30:00 | 0.96626 | 0.99 | 02.04.2020 03:25:00 | 0.967 | \$ 8387.06 |
| 1617 | Buy | 01.04.2020 22:25:00 | 0.96668 | 1.0 | 02.04.2020 03:25:00 | 0.96702 | \$ 3864.62 |
| 1616 | Buy | 01.04.2020 22:15:00 | 0.9668 | 1.01 | 02.04.2020 03:25:00 | 0.96693 | \$ 1460.32 |
| 1615 | Buy | 01.04.2020 22:00:00 | 0.96687 | 1.01 | 02.04.2020 03:25:00 | 0.96699 | \$ 1343.99 |
| 2556 | Buy | 02.04.2020 01:25:00 | 1.41669 | 0.18 | 02.04.2020 03:45:00 | 1.4181 | \$ 1804.79 |
| 2554 | Buy | 01.04.2020 23:20:00 | 1.41815 | 0.18 | 02.04.2020 03:45:00 | 1.41796 | \$ -647.29 |
| 2553 | Buy | 01.04.2020 23:15:00 | 1.41898 | 0.18 | 02.04.2020 03:45:00 | 1.41794 | \$ -1869.3 |
| 2552 | Buy | 01.04.2020 23:10:00 | 1.42061 | 0.18 | 02.04.2020 03:45:00 | 1.418 | \$ -4126.42 |
| 873 | Sell | 01.04.2020 23:15:00 | 0.88411 | 0.26 | 02.04.2020 03:55:00 | 0.88217 | \$ 6434.89 |
| 872 | Sell | 01.04.2020 22:30:00 | 0.884 | 0.26 | 02.04.2020 03:55:00 | 0.88233 | \$ 5478.37 |
| 871 | Sell | 01.04.2020 22:00:00 | 0.88356 | 0.26 | 02.04.2020 03:55:00 | 0.88236 | \$ 3813.31 |
| 2322 | Sell | 02.04.2020 01:35:00 | 0.60877 | 0.23 | 02.04.2020 04:45:00 | 0.60772 | \$ 2261.76 |
| 2321 | Sell | 02.04.2020 01:30:00 | 0.6085 | 0.23 | 02.04.2020 04:45:00 | 0.60784 | \$ 1316.17 |
| 1998 | Sell | 02.04.2020 02:30:00 | 107.259 | 0.43 | 02.04.2020 08:15:00 | 107.312 | \$ -2810.08 |
| 3309 | Sell | 02.04.2020 23:20:00 | 117.183 | 4.53 | 03.04.2020 00:35:00 | 117.005 | \$ 74315.1 |
| 3308 | Sell | 02.04.2020 23:10:00 | 117.168 | 4.57 | 03.04.2020 00:35:00 | 117.017 | \$ 62632.9 |
| 2285 | Sell | 02.04.2020 23:35:00 | 1.08654 | 1.35 | 03.04.2020 02:00:00 | 1.08509 | \$ 20525.61 |
| 2284 | Sell | 02.04.2020 23:25:00 | 1.08618 | 1.37 | 03.04.2020 02:00:00 | 1.08509 | \$ 15630.22 |
| 2283 | Sell | 02.04.2020 23:20:00 | 1.08606 | 1.38 | 03.04.2020 02:00:00 | 1.08504 | \$ 14725.93 |
| 2282 | Sell | 02.04.2020 22:00:00 | 1.0852 | 1.39 | 03.04.2020 02:00:00 | 1.08492 | \$ 3988.82 |
| 2560 | Buy | 03.04.2020 00:45:00 | 1.41344 | 0.17 | 03.04.2020 02:45:00 | 1.41402 | \$ 577.56 |
| 2559 | Buy | 03.04.2020 00:00:00 | 1.41357 | 0.18 | 03.04.2020 02:45:00 | 1.41398 | \$ 367.13 |
| 2558 | Buy | 02.04.2020 23:45:00 | 1.41394 | 0.18 | 03.04.2020 02:45:00 | 1.41397 | \$ -229.79 |
| 2557 | Buy | 02.04.2020 23:30:00 | 1.41449 | 0.18 | 03.04.2020 02:45:00 | 1.41401 | \$ -962.99 |
| 3310 | Sell | 03.04.2020 01:30:00 | 117.243 | 4.6 | 03.04.2020 03:03:00 | 117.201 | \$ 13926.64 |
| 3311 | Sell | 03.04.2020 01:35:00 | 117.266 | 4.57 | 03.04.2020 03:03:00 | 117.202 | \$ 23889.17 |
| 3312 | Sell | 03.04.2020 02:00:00 | 117.309 | 4.52 | 03.04.2020 03:03:00 | 117.192 | \$ 47581.36 |
| 3313 | Sell | 03.04.2020 02:05:00 | 117.373 | 4.46 | 03.04.2020 03:03:00 | 117.202 | \$ 71031.25 |
| 2326 | Sell | 02.04.2020 23:20:00 | 0.60601 | 0.23 | 03.04.2020 03:10:00 | 0.60545 | \$ 1029.84 |
| 2325 | Sell | 02.04.2020 23:15:00 | 0.60579 | 0.23 | 03.04.2020 03:10:00 | 0.60558 | \$ 181.23 |
| 2324 | Sell | 02.04.2020 23:00:00 | 0.60559 | 0.23 | 03.04.2020 03:10:00 | 0.6056 | \$ -352.18 |
| 2323 | Sell | 02.04.2020 22:00:00 | 0.60488 | 0.23 | 03.04.2020 03:10:00 | 0.60551 | \$ -1855.43 |
| 875 | Buy | 06.04.2020 00:06:00 | 0.88303 | 0.26 | 06.04.2020 00:10:00 | 0.88266 | \$ -1630.58 |
| 2564 | Sell | 06.04.2020 00:30:00 | 1.42425 | 0.17 | 06.04.2020 03:20:00 | 1.42313 | \$ 1311.58 |
| 2563 | Sell | 06.04.2020 00:20:00 | 1.42385 | 0.17 | 06.04.2020 03:20:00 | 1.42317 | \$ 713.84 |
| 2562 | Sell | 06.04.2020 00:10:00 | 1.42315 | 0.18 | 06.04.2020 03:20:00 | 1.42316 | \$ -236.69 |
| 2561 | Sell | 06.04.2020 00:02:00 | 1.42232 | 0.18 | 06.04.2020 03:20:00 | 1.42301 | \$ -1214.83 |
| 2943 | Buy | 06.04.2020 22:35:00 | 1.22233 | 2.73 | 06.04.2020 23:11:00 | 1.2243 | \$ 56671.73 |
| 877 | Sell | 06.04.2020 22:35:00 | 0.88268 | 0.26 | 06.04.2020 23:54:00 | 0.88236 | \$ 812.54 |
| 880 | Sell | 07.04.2020 01:30:00 | 0.88392 | 0.25 | 07.04.2020 03:05:00 | 0.88184 | \$ 6776.6 |
| 879 | Sell | 07.04.2020 00:25:00 | 0.88242 | 0.26 | 07.04.2020 03:05:00 | 0.88199 | \$ 1202.23 |
| 878 | Sell | 07.04.2020 00:15:00 | 0.88235 | 0.26 | 07.04.2020 03:05:00 | 0.88197 | \$ 1025.1 |
| 876 | Sell | 06.04.2020 22:30:00 | 0.88133 | 0.26 | 07.04.2020 03:05:00 | 0.88199 | \$ -2698.22 |
| 2567 | Sell | 07.04.2020 02:00:00 | 1.41409 | 0.17 | 07.04.2020 03:05:00 | 1.41044 | \$ 4748.64 |
| 2566 | Sell | 07.04.2020 01:55:00 | 1.41276 | 0.17 | 07.04.2020 03:05:00 | 1.41045 | \$ 2928.23 |
| 2565 | Sell | 07.04.2020 01:30:00 | 1.41217 | 0.17 | 07.04.2020 03:05:00 | 1.41058 | \$ 1950.09 |
| 2945 | Buy | 06.04.2020 23:55:00 | 1.22295 | 2.73 | 07.04.2020 03:12:00 | 1.22339 | \$ 11492.62 |
| 2946 | Buy | 07.04.2020 00:25:00 | 1.22287 | 2.7 | 07.04.2020 03:12:00 | 1.22338 | \$ 14510.13 |
| 2944 | Buy | 06.04.2020 23:35:00 | 1.22382 | 2.76 | 07.04.2020 04:40:00 | 1.22572 | \$ 54080.82 |
| 2942 | Buy | 06.04.2020 22:30:00 | 1.22419 | 2.76 | 07.04.2020 04:40:00 | 1.22566 | \$ 41574.91 |
| 2568 | Sell | 07.04.2020 21:25:00 | 1.39958 | 0.18 | 07.04.2020 22:21:00 | 1.39849 | \$ 1345.59 |
| 2569 | Sell | 07.04.2020 21:30:00 | 1.40006 | 0.18 | 07.04.2020 22:21:00 | 1.39865 | \$ 1805.89 |
| 2948 | Buy | 08.04.2020 00:20:00 | 1.232 | 2.78 | 08.04.2020 00:34:00 | 1.2328 | \$ 23435.4 |
| 3317 | Buy | 08.04.2020 00:10:00 | 118.38 | 4.46 | 08.04.2020 02:08:00 | 118.413 | \$ 9438.34 |
| 2288 | Buy | 07.04.2020 23:55:00 | 1.08915 | 1.37 | 08.04.2020 02:10:00 | 1.08954 | \$ 4824.68 |
| 2287 | Buy | 07.04.2020 23:50:00 | 1.08929 | 1.38 | 08.04.2020 02:10:00 | 1.08966 | \$ 4569.05 |

| | | | | | | | |
|------|------|---------------------|---------|------|---------------------|---------|---------------|
| 2286 | Buy | 07.04.2020 23:30:00 | 1.08949 | 1.39 | 08.04.2020 02:10:00 | 1.08959 | \$ 647.44 |
| 2330 | Buy | 07.04.2020 23:20:00 | 0.61791 | 0.22 | 08.04.2020 02:30:00 | 0.61726 | \$ -1827.6 |
| 2329 | Buy | 07.04.2020 23:10:00 | 0.61802 | 0.22 | 08.04.2020 02:30:00 | 0.61739 | \$ -1781.22 |
| 2328 | Buy | 07.04.2020 23:05:00 | 0.61816 | 0.22 | 08.04.2020 02:30:00 | 0.61728 | \$ -2360.83 |
| 2327 | Buy | 07.04.2020 22:30:00 | 0.61875 | 0.22 | 08.04.2020 02:30:00 | 0.61733 | \$ -3612.77 |
| 2572 | Sell | 08.04.2020 01:15:00 | 1.40144 | 0.18 | 08.04.2020 02:51:00 | 1.40105 | \$ 338.67 |
| 2573 | Sell | 08.04.2020 01:20:00 | 1.40181 | 0.18 | 08.04.2020 02:51:00 | 1.40104 | \$ 885.29 |
| 2947 | Buy | 08.04.2020 00:00:00 | 1.23289 | 2.81 | 08.04.2020 02:51:00 | 1.23372 | \$ 24576.62 |
| 3316 | Buy | 08.04.2020 00:00:00 | 118.443 | 4.52 | 08.04.2020 07:15:00 | 118.312 | \$ -64565.76 |
| 3315 | Buy | 07.04.2020 23:55:00 | 118.5 | 4.56 | 08.04.2020 07:15:00 | 118.297 | \$ -100037.05 |
| 3314 | Buy | 07.04.2020 23:05:00 | 118.524 | 4.6 | 08.04.2020 07:15:00 | 118.305 | \$ -108276.18 |
| 2571 | Sell | 08.04.2020 01:10:00 | 1.40082 | 0.18 | 08.04.2020 08:10:00 | 1.4032 | \$ -3645.78 |
| 2570 | Sell | 08.04.2020 01:00:00 | 1.40061 | 0.18 | 08.04.2020 08:10:00 | 1.40319 | \$ -3933.47 |
| 2952 | Buy | 08.04.2020 22:45:00 | 1.23777 | 2.74 | 09.04.2020 00:45:00 | 1.23902 | \$ 32583.07 |
| 2951 | Buy | 08.04.2020 22:40:00 | 1.23831 | 2.77 | 09.04.2020 00:45:00 | 1.23893 | \$ 14550.82 |
| 2950 | Buy | 08.04.2020 22:30:00 | 1.23877 | 2.8 | 09.04.2020 00:45:00 | 1.23904 | \$ 4381.66 |
| 2949 | Buy | 08.04.2020 22:00:00 | 1.23899 | 2.82 | 09.04.2020 00:45:00 | 1.23907 | \$ -1233.03 |
| 2331 | Buy | 08.04.2020 23:30:00 | 0.62231 | 0.22 | 09.04.2020 01:40:00 | 0.62378 | \$ 2989.6 |
| 2576 | Buy | 09.04.2020 02:30:00 | 1.40055 | 0.17 | 09.04.2020 04:35:00 | 1.40251 | \$ 2451.31 |
| 2575 | Buy | 09.04.2020 00:10:00 | 1.40122 | 0.18 | 09.04.2020 04:35:00 | 1.40246 | \$ 1560.38 |
| 2574 | Buy | 09.04.2020 00:00:00 | 1.40135 | 0.18 | 09.04.2020 04:35:00 | 1.40245 | \$ 1359.12 |
| 2580 | Sell | 09.04.2020 21:45:00 | 1.40228 | 0.17 | 09.04.2020 22:21:00 | 1.40111 | \$ 1379.51 |
| 2953 | Buy | 09.04.2020 22:00:00 | 1.24456 | 2.83 | 09.04.2020 22:21:00 | 1.24634 | \$ 53081.6 |
| 2578 | Sell | 09.04.2020 21:35:00 | 1.40018 | 0.18 | 09.04.2020 22:49:00 | 1.39905 | \$ 1403.12 |
| 2579 | Sell | 09.04.2020 21:40:00 | 1.40107 | 0.18 | 09.04.2020 22:49:00 | 1.39918 | \$ 2496.33 |
| 2577 | Sell | 09.04.2020 21:30:00 | 1.39911 | 0.18 | 09.04.2020 23:31:00 | 1.39714 | \$ 2611.4 |
| 2289 | Buy | 09.04.2020 22:00:00 | 1.09215 | 1.4 | 09.04.2020 23:32:00 | 1.09257 | \$ 6196.05 |
| 2954 | Buy | 10.04.2020 00:02:00 | 1.24539 | 2.85 | 10.04.2020 00:27:00 | 1.24601 | \$ 18619.76 |
| 2290 | Buy | 10.04.2020 00:30:00 | 1.0924 | 1.4 | 10.04.2020 02:20:00 | 1.0934 | \$ 14752.5 |
| 1999 | Sell | 09.04.2020 22:00:00 | 108.472 | 0.42 | 10.04.2020 03:20:00 | 108.448 | \$ 314.97 |
| 1619 | Sell | 09.04.2020 22:00:00 | 0.96688 | 1.0 | 10.04.2020 05:30:00 | 0.96658 | \$ 2879.13 |
| 2955 | Buy | 13.04.2020 00:00:00 | 1.24515 | 2.85 | 13.04.2020 02:10:00 | 1.24715 | \$ 60063.75 |
| 2581 | Sell | 13.04.2020 01:30:00 | 1.39914 | 0.18 | 13.04.2020 02:19:00 | 1.39741 | \$ 2266.18 |
| 2332 | Buy | 13.04.2020 01:30:00 | 0.63298 | 0.22 | 13.04.2020 02:47:00 | 0.63325 | \$ 354.26 |
| 2582 | Buy | 13.04.2020 21:25:00 | 1.38695 | 0.18 | 13.04.2020 22:21:00 | 1.38754 | \$ 625.91 |
| 2584 | Sell | 13.04.2020 23:45:00 | 1.39024 | 0.18 | 13.04.2020 23:58:00 | 1.38984 | \$ 353.06 |
| 2583 | Sell | 13.04.2020 23:30:00 | 1.38988 | 0.18 | 14.04.2020 00:20:00 | 1.38962 | \$ 98.2 |
| 2585 | Sell | 14.04.2020 00:00:00 | 1.39024 | 0.18 | 14.04.2020 00:20:00 | 1.38952 | \$ 813.36 |
| 3320 | Sell | 13.04.2020 23:15:00 | 117.595 | 4.48 | 14.04.2020 00:25:00 | 117.491 | \$ 40324.52 |
| 3319 | Sell | 13.04.2020 23:10:00 | 117.57 | 4.52 | 14.04.2020 00:25:00 | 117.489 | \$ 30290.06 |
| 3318 | Sell | 13.04.2020 23:00:00 | 117.535 | 4.56 | 14.04.2020 00:25:00 | 117.488 | \$ 15055.57 |
| 2003 | Sell | 13.04.2020 23:25:00 | 107.75 | 0.42 | 14.04.2020 01:05:00 | 107.715 | \$ 776.97 |
| 2002 | Sell | 13.04.2020 23:10:00 | 107.737 | 0.42 | 14.04.2020 01:05:00 | 107.703 | \$ 734.97 |
| 2001 | Sell | 13.04.2020 23:05:00 | 107.671 | 0.43 | 14.04.2020 01:05:00 | 107.706 | \$ -2214.53 |
| 2000 | Sell | 13.04.2020 23:00:00 | 107.659 | 0.43 | 14.04.2020 01:05:00 | 107.701 | \$ -2515.53 |
| 2335 | Buy | 14.04.2020 00:45:00 | 0.63756 | 0.22 | 14.04.2020 01:50:00 | 0.63873 | \$ 2440.83 |
| 2334 | Buy | 14.04.2020 00:10:00 | 0.63784 | 0.22 | 14.04.2020 01:50:00 | 0.63889 | \$ 2162.61 |
| 2333 | Buy | 14.04.2020 00:00:00 | 0.63805 | 0.22 | 14.04.2020 01:50:00 | 0.63874 | \$ 1327.99 |
| 2959 | Buy | 14.04.2020 00:10:00 | 1.25004 | 2.8 | 14.04.2020 02:15:00 | 1.25174 | \$ 50158.5 |
| 2958 | Buy | 14.04.2020 00:03:00 | 1.25019 | 2.82 | 14.04.2020 02:15:00 | 1.25181 | \$ 48139.52 |
| 2957 | Buy | 13.04.2020 23:50:00 | 1.25061 | 2.85 | 14.04.2020 02:15:00 | 1.25176 | \$ 33320.43 |
| 2956 | Buy | 13.04.2020 23:30:00 | 1.2508 | 2.87 | 14.04.2020 02:15:00 | 1.25187 | \$ 31134.84 |
| 3323 | Sell | 14.04.2020 22:10:00 | 117.733 | 4.5 | 15.04.2020 00:05:00 | 117.686 | \$ 14847.97 |
| 3322 | Sell | 14.04.2020 22:05:00 | 117.724 | 4.54 | 15.04.2020 00:05:00 | 117.675 | \$ 15889.0 |
| 3321 | Sell | 14.04.2020 22:00:00 | 117.679 | 4.58 | 15.04.2020 00:05:00 | 117.676 | \$ -5037.45 |
| 2005 | Sell | 14.04.2020 23:40:00 | 107.215 | 0.43 | 15.04.2020 01:00:00 | 107.134 | \$ 2773.47 |
| 2004 | Sell | 14.04.2020 23:30:00 | 107.208 | 0.43 | 15.04.2020 01:00:00 | 107.119 | \$ 3117.47 |
| 2336 | Sell | 14.04.2020 21:25:00 | 0.64364 | 0.22 | 15.04.2020 01:15:00 | 0.64375 | \$ -568.78 |
| 2588 | Buy | 14.04.2020 23:55:00 | 1.38794 | 0.18 | 15.04.2020 03:25:00 | 1.38868 | \$ 790.95 |
| 2587 | Buy | 14.04.2020 23:50:00 | 1.38834 | 0.18 | 15.04.2020 03:25:00 | 1.38883 | \$ 431.54 |

| | | | | | | | |
|------|------|---------------------|---------|------|---------------------|---------|---------------|
| 2586 | Buy | 14.04.2020 23:30:00 | 1.38862 | 0.18 | 15.04.2020 03:25:00 | 1.38882 | \$ 14.61 |
| 2337 | Sell | 15.04.2020 21:25:00 | 0.63448 | 0.22 | 15.04.2020 21:55:00 | 0.633 | \$ 3160.67 |
| 2589 | Buy | 15.04.2020 21:25:00 | 1.40635 | 0.18 | 15.04.2020 22:18:00 | 1.408 | \$ 2149.83 |
| 2590 | Buy | 15.04.2020 21:30:00 | 1.40538 | 0.18 | 15.04.2020 22:18:00 | 1.40792 | \$ 3429.35 |
| 2006 | Buy | 15.04.2020 21:30:00 | 107.281 | 0.43 | 15.04.2020 23:00:00 | 107.586 | \$ 12583.92 |
| 3324 | Sell | 15.04.2020 23:00:00 | 117.419 | 4.6 | 15.04.2020 23:40:00 | 117.271 | \$ 62678.96 |
| 2292 | Sell | 15.04.2020 21:30:00 | 1.09364 | 1.4 | 16.04.2020 00:00:00 | 1.0908 | \$ 41570.99 |
| 2291 | Sell | 15.04.2020 21:25:00 | 1.09339 | 1.42 | 16.04.2020 00:00:00 | 1.09085 | \$ 37673.84 |
| 2960 | Sell | 15.04.2020 21:25:00 | 1.25647 | 2.91 | 16.04.2020 00:00:00 | 1.25201 | \$ 133926.67 |
| 1620 | Buy | 15.04.2020 21:30:00 | 0.96242 | 1.01 | 16.04.2020 00:25:00 | 0.96501 | \$ 30077.7 |
| 2593 | Buy | 16.04.2020 22:55:00 | 1.41049 | 0.18 | 16.04.2020 23:40:00 | 1.41281 | \$ 3113.06 |
| 2592 | Buy | 16.04.2020 22:40:00 | 1.41105 | 0.18 | 16.04.2020 23:40:00 | 1.41278 | \$ 2264.84 |
| 2591 | Buy | 16.04.2020 22:00:00 | 1.41145 | 0.18 | 16.04.2020 23:40:00 | 1.41278 | \$ 1689.77 |
| 2010 | Sell | 17.04.2020 00:40:00 | 108.045 | 0.42 | 17.04.2020 02:07:00 | 108.004 | \$ 1203.27 |
| 2009 | Sell | 17.04.2020 00:35:00 | 108.02 | 0.42 | 17.04.2020 03:05:00 | 107.844 | \$ 6873.27 |
| 2008 | Sell | 17.04.2020 00:30:00 | 107.962 | 0.43 | 17.04.2020 03:05:00 | 107.854 | \$ 4112.92 |
| 2007 | Sell | 17.04.2020 00:00:00 | 107.915 | 0.43 | 17.04.2020 03:05:00 | 107.859 | \$ 1876.92 |
| 2597 | Buy | 17.04.2020 00:40:00 | 1.40386 | 0.18 | 17.04.2020 03:05:00 | 1.40491 | \$ 1287.23 |
| 2596 | Buy | 17.04.2020 00:30:00 | 1.4042 | 0.18 | 17.04.2020 03:05:00 | 1.40498 | \$ 899.07 |
| 2595 | Buy | 17.04.2020 00:25:00 | 1.40614 | 0.18 | 17.04.2020 03:05:00 | 1.40483 | \$ -2105.64 |
| 2594 | Buy | 17.04.2020 00:00:00 | 1.4079 | 0.18 | 17.04.2020 03:05:00 | 1.405 | \$ -4391.52 |
| 3328 | Sell | 17.04.2020 00:40:00 | 117.246 | 4.44 | 17.04.2020 03:05:00 | 117.072 | \$ 72050.41 |
| 3327 | Sell | 17.04.2020 00:35:00 | 117.153 | 4.52 | 17.04.2020 03:05:00 | 117.078 | \$ 28604.64 |
| 3326 | Sell | 17.04.2020 00:30:00 | 117.027 | 4.59 | 17.04.2020 03:05:00 | 117.085 | \$ -31993.86 |
| 3325 | Sell | 17.04.2020 00:00:00 | 116.973 | 4.64 | 17.04.2020 03:05:00 | 117.083 | \$ -56467.5 |
| 1621 | Buy | 17.04.2020 01:00:00 | 0.9681 | 1.01 | 17.04.2020 04:07:00 | 0.96844 | \$ 3945.15 |
| 2964 | Sell | 17.04.2020 00:50:00 | 1.24874 | 2.84 | 17.04.2020 06:45:00 | 1.24974 | \$ -29940.14 |
| 2963 | Sell | 17.04.2020 00:45:00 | 1.24772 | 2.88 | 17.04.2020 06:45:00 | 1.24969 | \$ -59812.79 |
| 2962 | Sell | 17.04.2020 00:35:00 | 1.24707 | 2.91 | 17.04.2020 06:45:00 | 1.24968 | \$ -80069.82 |
| 2961 | Sell | 17.04.2020 00:30:00 | 1.24614 | 2.94 | 17.04.2020 06:45:00 | 1.24956 | \$ -106000.72 |
| 2294 | Sell | 17.04.2020 02:20:00 | 1.08631 | 1.43 | 17.04.2020 07:05:00 | 1.08653 | \$ -3316.6 |
| 2293 | Sell | 17.04.2020 01:00:00 | 1.08601 | 1.44 | 17.04.2020 07:05:00 | 1.0864 | \$ -5920.56 |
| 2598 | Buy | 20.04.2020 00:00:00 | 1.40162 | 0.18 | 20.04.2020 01:05:00 | 1.40308 | \$ 1876.67 |
| 2600 | Sell | 20.04.2020 01:45:00 | 1.40465 | 0.18 | 20.04.2020 07:10:00 | 1.4065 | \$ -2883.41 |
| 2599 | Sell | 20.04.2020 01:30:00 | 1.40419 | 0.18 | 20.04.2020 07:10:00 | 1.40638 | \$ -3372.48 |
| 2341 | Buy | 20.04.2020 23:00:00 | 0.63377 | 0.22 | 21.04.2020 01:40:00 | 0.63404 | \$ 305.34 |
| 2340 | Buy | 20.04.2020 22:00:00 | 0.63446 | 0.22 | 21.04.2020 01:40:00 | 0.63389 | \$ -1642.12 |
| 2339 | Buy | 20.04.2020 21:55:00 | 0.63508 | 0.22 | 21.04.2020 01:40:00 | 0.63392 | \$ -3009.98 |
| 2338 | Buy | 20.04.2020 21:30:00 | 0.63536 | 0.22 | 21.04.2020 01:40:00 | 0.63392 | \$ -3659.14 |
| 2602 | Buy | 21.04.2020 02:05:00 | 1.41217 | 0.18 | 21.04.2020 03:20:00 | 1.41373 | \$ 2020.44 |
| 2601 | Buy | 21.04.2020 02:00:00 | 1.41237 | 0.18 | 21.04.2020 03:20:00 | 1.41375 | \$ 1761.67 |
| 2603 | Buy | 21.04.2020 21:30:00 | 1.418 | 0.18 | 21.04.2020 22:04:00 | 1.41893 | \$ 1114.71 |
| 2965 | Sell | 21.04.2020 21:25:00 | 1.22988 | 2.87 | 21.04.2020 22:05:00 | 1.22899 | \$ 26928.2 |
| 881 | Buy | 21.04.2020 21:25:00 | 0.88245 | 0.26 | 21.04.2020 22:57:00 | 0.88256 | \$ 68.18 |
| 2966 | Sell | 21.04.2020 22:35:00 | 1.23022 | 2.88 | 22.04.2020 00:03:00 | 1.22885 | \$ 40639.78 |
| 2604 | Buy | 21.04.2020 22:30:00 | 1.41773 | 0.18 | 22.04.2020 00:50:00 | 1.42 | \$ 2990.57 |
| 2605 | Buy | 21.04.2020 22:35:00 | 1.41733 | 0.18 | 22.04.2020 00:50:00 | 1.41996 | \$ 3508.12 |
| 2606 | Buy | 21.04.2020 22:40:00 | 1.41638 | 0.18 | 22.04.2020 00:50:00 | 1.41985 | \$ 4715.76 |
| 882 | Buy | 21.04.2020 23:00:00 | 0.8825 | 0.26 | 22.04.2020 03:10:00 | 0.88277 | \$ 496.4 |
| 2967 | Sell | 22.04.2020 00:50:00 | 1.2303 | 2.89 | 22.04.2020 03:25:00 | 1.22916 | \$ 34732.66 |
| 2607 | Sell | 22.04.2020 22:00:00 | 1.41866 | 0.18 | 22.04.2020 22:58:00 | 1.41827 | \$ 338.68 |
| 2608 | Sell | 22.04.2020 22:20:00 | 1.41907 | 0.18 | 22.04.2020 22:58:00 | 1.41811 | \$ 1158.59 |
| 2343 | Buy | 23.04.2020 23:35:00 | 0.63669 | 0.22 | 24.04.2020 02:25:00 | 0.63789 | \$ 2461.46 |
| 2342 | Buy | 23.04.2020 23:30:00 | 0.63697 | 0.22 | 24.04.2020 02:25:00 | 0.63794 | \$ 1928.22 |
| 2612 | Sell | 23.04.2020 23:40:00 | 1.40742 | 0.18 | 24.04.2020 03:05:00 | 1.40568 | \$ 2227.08 |
| 2611 | Sell | 23.04.2020 23:25:00 | 1.40718 | 0.18 | 24.04.2020 03:05:00 | 1.4057 | \$ 1853.1 |
| 2610 | Sell | 23.04.2020 23:05:00 | 1.4069 | 0.18 | 24.04.2020 03:05:00 | 1.40578 | \$ 1335.25 |
| 2609 | Sell | 23.04.2020 23:00:00 | 1.40683 | 0.18 | 24.04.2020 03:05:00 | 1.40576 | \$ 1263.33 |
| 2344 | Buy | 28.04.2020 02:30:00 | 0.64477 | 0.22 | 28.04.2020 04:36:00 | 0.64499 | \$ 238.34 |
| 2968 | Sell | 29.04.2020 21:40:00 | 1.24659 | 2.9 | 29.04.2020 22:09:00 | 1.24581 | \$ 23846.69 |

| | | | | | | | |
|------|------|---------------------|---------|------|---------------------|---------|---------------|
| 1622 | Buy | 30.04.2020 00:00:00 | 0.97324 | 1.03 | 30.04.2020 03:15:00 | 0.97455 | \$ 15530.81 |
| 2011 | Buy | 01.05.2020 01:30:00 | 107.034 | 0.44 | 01.05.2020 02:20:00 | 107.239 | \$ 8476.57 |
| 3329 | Buy | 01.05.2020 00:06:00 | 117.363 | 4.62 | 01.05.2020 03:22:00 | 117.397 | \$ 10286.11 |
| 3330 | Buy | 01.05.2020 01:05:00 | 117.254 | 4.58 | 01.05.2020 03:22:00 | 117.381 | \$ 52795.54 |
| 3331 | Buy | 01.05.2020 01:10:00 | 117.236 | 4.54 | 01.05.2020 03:22:00 | 117.387 | \$ 63231.62 |
| 3332 | Buy | 01.05.2020 01:15:00 | 117.229 | 4.5 | 01.05.2020 03:22:00 | 117.397 | \$ 70325.14 |
| 1624 | Sell | 01.05.2020 02:30:00 | 0.96648 | 1.02 | 01.05.2020 03:55:00 | 0.966 | \$ 5629.68 |
| 1623 | Sell | 01.05.2020 02:00:00 | 0.96635 | 1.02 | 01.05.2020 03:55:00 | 0.96612 | \$ 2692.25 |
| 2296 | Buy | 01.05.2020 02:30:00 | 1.09422 | 1.43 | 01.05.2020 05:50:00 | 1.0946 | \$ 5726.08 |
| 2295 | Buy | 01.05.2020 01:30:00 | 1.09441 | 1.44 | 01.05.2020 05:50:00 | 1.09456 | \$ 2276.1 |
| 2971 | Buy | 01.05.2020 02:30:00 | 1.25731 | 2.86 | 01.05.2020 08:00:00 | 1.25696 | \$ -10548.04 |
| 2970 | Buy | 01.05.2020 01:25:00 | 1.25765 | 2.88 | 01.05.2020 08:00:00 | 1.25697 | \$ -20636.64 |
| 2969 | Buy | 01.05.2020 01:15:00 | 1.25809 | 2.9 | 01.05.2020 08:00:00 | 1.25683 | \$ -38504.03 |
| 3333 | Buy | 04.05.2020 00:30:00 | 117.153 | 4.69 | 04.05.2020 01:27:00 | 117.163 | \$ -804.57 |
| 1625 | Sell | 04.05.2020 02:00:00 | 0.96318 | 1.03 | 04.05.2020 09:25:00 | 0.96375 | \$ -6773.33 |
| 2300 | Buy | 04.05.2020 01:55:00 | 1.09552 | 1.41 | 04.05.2020 09:35:00 | 1.09428 | \$ -18423.77 |
| 2299 | Buy | 04.05.2020 01:50:00 | 1.09557 | 1.42 | 04.05.2020 09:35:00 | 1.09427 | \$ -19452.22 |
| 2298 | Buy | 04.05.2020 01:45:00 | 1.09579 | 1.43 | 04.05.2020 09:35:00 | 1.09433 | \$ -22000.19 |
| 2297 | Buy | 04.05.2020 01:30:00 | 1.09599 | 1.44 | 04.05.2020 09:35:00 | 1.09425 | \$ -26402.76 |
| 3334 | Buy | 04.05.2020 02:00:00 | 117.071 | 4.69 | 04.05.2020 09:35:00 | 116.799 | \$ -133058.07 |
| 2614 | Sell | 04.05.2020 23:40:00 | 1.41004 | 0.19 | 05.05.2020 02:25:00 | 1.40831 | \$ 2335.63 |
| 2613 | Sell | 04.05.2020 23:30:00 | 1.40973 | 0.19 | 05.05.2020 02:25:00 | 1.40815 | \$ 2107.88 |
| 1626 | Buy | 05.05.2020 21:30:00 | 0.97142 | 1.03 | 05.05.2020 23:30:00 | 0.97264 | \$ 14463.1 |
| 2301 | Sell | 05.05.2020 21:30:00 | 1.08563 | 1.43 | 05.05.2020 23:35:00 | 1.08398 | \$ 24874.55 |
| 2617 | Sell | 05.05.2020 23:00:00 | 1.40531 | 0.19 | 06.05.2020 00:55:00 | 1.40432 | \$ 1212.05 |
| 2616 | Sell | 05.05.2020 22:40:00 | 1.40495 | 0.19 | 06.05.2020 00:55:00 | 1.40431 | \$ 680.63 |
| 2615 | Sell | 05.05.2020 22:30:00 | 1.4047 | 0.19 | 06.05.2020 00:55:00 | 1.40445 | \$ 88.48 |
| 2345 | Buy | 06.05.2020 00:00:00 | 0.64297 | 0.22 | 06.05.2020 01:55:00 | 0.64415 | \$ 2464.01 |
| 2620 | Sell | 07.05.2020 22:45:00 | 1.40055 | 0.19 | 07.05.2020 23:50:00 | 1.39853 | \$ 2832.4 |
| 2619 | Sell | 07.05.2020 22:35:00 | 1.40029 | 0.19 | 07.05.2020 23:50:00 | 1.39866 | \$ 2240.24 |
| 2618 | Sell | 07.05.2020 22:05:00 | 1.39955 | 0.19 | 07.05.2020 23:50:00 | 1.39857 | \$ 1253.32 |
| 2973 | Buy | 11.05.2020 00:51:00 | 1.23937 | 2.87 | 11.05.2020 02:45:00 | 1.24105 | \$ 50807.61 |
| 2972 | Buy | 11.05.2020 00:30:00 | 1.23948 | 2.89 | 11.05.2020 02:45:00 | 1.24109 | \$ 49029.93 |
| 2624 | Buy | 11.05.2020 23:15:00 | 1.4007 | 0.18 | 12.05.2020 00:05:00 | 1.40214 | \$ 1797.31 |
| 2623 | Buy | 11.05.2020 22:45:00 | 1.40096 | 0.19 | 12.05.2020 00:05:00 | 1.40213 | \$ 1487.43 |
| 2622 | Buy | 11.05.2020 22:40:00 | 1.40112 | 0.19 | 12.05.2020 00:05:00 | 1.40199 | \$ 1032.17 |
| 2621 | Buy | 11.05.2020 22:30:00 | 1.40163 | 0.19 | 12.05.2020 00:05:00 | 1.40209 | \$ 409.99 |
| 2012 | Buy | 11.05.2020 23:00:00 | 107.621 | 0.44 | 12.05.2020 01:05:00 | 107.671 | \$ 1579.57 |
| 3335 | Buy | 12.05.2020 00:30:00 | 116.315 | 4.68 | 12.05.2020 07:00:00 | 116.069 | \$ -120571.12 |
| 2626 | Sell | 12.05.2020 21:45:00 | 1.40497 | 0.19 | 12.05.2020 22:10:00 | 1.40286 | \$ 2969.05 |
| 2625 | Sell | 12.05.2020 21:35:00 | 1.40466 | 0.19 | 12.05.2020 22:10:00 | 1.40294 | \$ 2376.9 |
| 3339 | Buy | 12.05.2020 23:30:00 | 116.258 | 4.53 | 13.05.2020 01:00:00 | 116.262 | \$ -5506.58 |
| 3338 | Buy | 12.05.2020 23:15:00 | 116.273 | 4.57 | 13.05.2020 01:00:00 | 116.266 | \$ -10583.07 |
| 3337 | Buy | 12.05.2020 23:10:00 | 116.303 | 4.61 | 13.05.2020 01:00:00 | 116.264 | \$ -25428.48 |
| 3336 | Buy | 12.05.2020 23:00:00 | 116.308 | 4.65 | 13.05.2020 01:00:00 | 116.266 | \$ -27045.05 |
| 2630 | Sell | 12.05.2020 23:00:00 | 1.40619 | 0.19 | 13.05.2020 01:55:00 | 1.40698 | \$ -1490.6 |
| 2629 | Sell | 12.05.2020 22:55:00 | 1.40584 | 0.19 | 13.05.2020 01:55:00 | 1.40695 | \$ -1976.47 |
| 2628 | Sell | 12.05.2020 22:50:00 | 1.40554 | 0.19 | 13.05.2020 01:55:00 | 1.40692 | \$ -2386.43 |
| 2627 | Sell | 12.05.2020 22:45:00 | 1.40547 | 0.19 | 13.05.2020 01:55:00 | 1.40707 | \$ -2720.46 |
| 2349 | Buy | 12.05.2020 23:25:00 | 0.64752 | 0.22 | 13.05.2020 03:45:00 | 0.64797 | \$ 722.65 |
| 2348 | Buy | 12.05.2020 22:50:00 | 0.64773 | 0.22 | 13.05.2020 03:45:00 | 0.6478 | \$ -158.34 |
| 2347 | Buy | 12.05.2020 22:45:00 | 0.64811 | 0.22 | 13.05.2020 03:45:00 | 0.64787 | \$ -877.05 |
| 2346 | Buy | 12.05.2020 22:30:00 | 0.6485 | 0.22 | 13.05.2020 03:45:00 | 0.64784 | \$ -1850.77 |
| 2632 | Sell | 13.05.2020 22:25:00 | 1.41145 | 0.19 | 13.05.2020 23:05:00 | 1.40896 | \$ 3546.02 |
| 2631 | Sell | 13.05.2020 22:00:00 | 1.41074 | 0.19 | 13.05.2020 23:05:00 | 1.40899 | \$ 2422.45 |
| 2974 | Sell | 14.05.2020 02:30:00 | 1.2236 | 2.91 | 14.05.2020 04:40:00 | 1.22219 | \$ 43256.11 |
| 883 | Buy | 14.05.2020 22:30:00 | 0.88286 | 0.27 | 15.05.2020 00:15:00 | 0.88373 | \$ 2720.63 |
| 2353 | Sell | 14.05.2020 22:55:00 | 0.64636 | 0.22 | 15.05.2020 01:35:00 | 0.64583 | \$ 915.5 |
| 2352 | Sell | 14.05.2020 22:45:00 | 0.64608 | 0.22 | 15.05.2020 01:35:00 | 0.64584 | \$ 242.93 |
| 2351 | Sell | 14.05.2020 22:40:00 | 0.64567 | 0.22 | 15.05.2020 01:35:00 | 0.64577 | \$ -545.58 |

| | | | | | | | |
|------|------|---------------------|---------|------|---------------------|---------|--------------|
| 2350 | Sell | 14.05.2020 22:30:00 | 0.64545 | 0.22 | 15.05.2020 01:35:00 | 0.64579 | \$ -1102.19 |
| 3343 | Sell | 14.05.2020 22:50:00 | 115.903 | 4.51 | 15.05.2020 01:50:00 | 115.862 | \$ 12258.04 |
| 3342 | Sell | 14.05.2020 22:45:00 | 115.882 | 4.55 | 15.05.2020 01:50:00 | 115.857 | \$ 5087.45 |
| 3341 | Sell | 14.05.2020 22:40:00 | 115.82 | 4.61 | 15.05.2020 01:50:00 | 115.864 | \$ -26651.84 |
| 3340 | Sell | 14.05.2020 22:30:00 | 115.793 | 4.65 | 15.05.2020 01:50:00 | 115.865 | \$ -39901.65 |
| 2977 | Sell | 14.05.2020 23:15:00 | 1.22312 | 2.88 | 15.05.2020 03:50:00 | 1.22198 | \$ 33656.56 |
| 2976 | Sell | 14.05.2020 22:55:00 | 1.22288 | 2.9 | 15.05.2020 03:50:00 | 1.22191 | \$ 28692.94 |
| 2975 | Sell | 14.05.2020 22:30:00 | 1.22262 | 2.92 | 15.05.2020 03:50:00 | 1.22195 | \$ 19655.76 |
| 3345 | Buy | 18.05.2020 00:10:00 | 115.833 | 4.59 | 18.05.2020 01:55:00 | 116.095 | \$ 114941.82 |
| 3344 | Buy | 18.05.2020 00:01:00 | 115.875 | 4.63 | 18.05.2020 01:55:00 | 116.089 | \$ 93717.03 |
| 2634 | Buy | 18.05.2020 02:10:00 | 1.40913 | 0.19 | 18.05.2020 06:55:00 | 1.40749 | \$ -2723.41 |
| 2633 | Buy | 18.05.2020 02:00:00 | 1.40926 | 0.19 | 18.05.2020 06:55:00 | 1.40757 | \$ -2799.29 |
| 3346 | Buy | 19.05.2020 00:00:00 | 117.134 | 4.64 | 19.05.2020 01:25:00 | 117.18 | \$ 15909.12 |
| 3350 | Buy | 19.05.2020 23:00:00 | 117.685 | 4.48 | 20.05.2020 01:25:00 | 117.698 | \$ -1477.77 |
| 3349 | Buy | 19.05.2020 22:55:00 | 117.749 | 4.54 | 20.05.2020 01:25:00 | 117.713 | \$ -23745.97 |
| 3348 | Buy | 19.05.2020 22:40:00 | 117.767 | 4.58 | 20.05.2020 01:25:00 | 117.715 | \$ -31284.84 |
| 3347 | Buy | 19.05.2020 22:30:00 | 117.84 | 4.62 | 20.05.2020 01:25:00 | 117.711 | \$ -67135.11 |
| 2981 | Buy | 19.05.2020 23:30:00 | 1.2242 | 2.86 | 20.05.2020 01:55:00 | 1.22486 | \$ 18670.09 |
| 2980 | Buy | 19.05.2020 23:10:00 | 1.22446 | 2.89 | 20.05.2020 01:55:00 | 1.22486 | \$ 10948.05 |
| 2979 | Buy | 19.05.2020 23:05:00 | 1.22537 | 2.92 | 20.05.2020 01:55:00 | 1.22496 | \$ -13861.61 |
| 2978 | Buy | 19.05.2020 23:00:00 | 1.2255 | 2.94 | 20.05.2020 01:55:00 | 1.22492 | \$ -19223.19 |
| 2357 | Buy | 20.05.2020 01:10:00 | 0.65265 | 0.21 | 20.05.2020 02:25:00 | 0.65409 | \$ 2927.39 |
| 2356 | Buy | 20.05.2020 01:05:00 | 0.65285 | 0.21 | 20.05.2020 02:25:00 | 0.65408 | \$ 2462.66 |
| 2355 | Buy | 19.05.2020 23:10:00 | 0.65308 | 0.21 | 20.05.2020 02:25:00 | 0.65406 | \$ 1862.71 |
| 2354 | Buy | 19.05.2020 23:00:00 | 0.65357 | 0.21 | 20.05.2020 02:25:00 | 0.65408 | \$ 822.59 |
| 2303 | Buy | 19.05.2020 23:10:00 | 1.09181 | 1.4 | 20.05.2020 03:05:00 | 1.09285 | \$ 14519.45 |
| 2302 | Buy | 19.05.2020 23:00:00 | 1.09256 | 1.42 | 20.05.2020 03:05:00 | 1.09296 | \$ 5150.39 |
| 2638 | Sell | 19.05.2020 22:55:00 | 1.39216 | 0.18 | 20.05.2020 03:10:00 | 1.39253 | \$ -808.01 |
| 2637 | Sell | 19.05.2020 22:40:00 | 1.39136 | 0.19 | 20.05.2020 03:10:00 | 1.39251 | \$ -2037.21 |
| 2636 | Sell | 19.05.2020 22:35:00 | 1.39075 | 0.19 | 20.05.2020 03:10:00 | 1.39255 | \$ -3024.13 |
| 2635 | Sell | 19.05.2020 22:30:00 | 1.38994 | 0.19 | 20.05.2020 03:10:00 | 1.39248 | \$ -4147.71 |
| 885 | Buy | 21.05.2020 00:06:00 | 0.89585 | 0.26 | 21.05.2020 03:05:00 | 0.89787 | \$ 6827.85 |
| 884 | Buy | 21.05.2020 00:00:00 | 0.89673 | 0.26 | 21.05.2020 03:05:00 | 0.89792 | \$ 3890.4 |
| 2984 | Buy | 21.05.2020 23:20:00 | 1.22133 | 2.9 | 22.05.2020 01:30:00 | 1.22298 | \$ 49184.36 |
| 2983 | Buy | 21.05.2020 23:05:00 | 1.22162 | 2.92 | 22.05.2020 01:30:00 | 1.22305 | \$ 42754.28 |
| 2982 | Buy | 21.05.2020 23:00:00 | 1.22197 | 2.94 | 22.05.2020 01:30:00 | 1.22301 | \$ 30964.82 |
| 3353 | Buy | 21.05.2020 23:10:00 | 117.74 | 4.51 | 22.05.2020 03:25:00 | 117.913 | \$ 70669.94 |
| 3352 | Buy | 21.05.2020 23:05:00 | 117.77 | 4.55 | 22.05.2020 03:25:00 | 117.909 | \$ 55825.63 |
| 3351 | Buy | 21.05.2020 23:00:00 | 117.783 | 4.58 | 22.05.2020 03:25:00 | 117.904 | \$ 47949.12 |
| 3356 | Sell | 25.05.2020 02:30:00 | 117.503 | 4.56 | 25.05.2020 03:55:00 | 117.379 | \$ 51186.09 |
| 3355 | Sell | 25.05.2020 02:25:00 | 117.46 | 4.61 | 25.05.2020 03:55:00 | 117.388 | \$ 27776.96 |
| 3354 | Sell | 25.05.2020 02:00:00 | 117.423 | 4.65 | 25.05.2020 03:55:00 | 117.39 | \$ 9884.27 |
| 2986 | Sell | 25.05.2020 02:10:00 | 1.21868 | 2.95 | 25.05.2020 04:35:00 | 1.21757 | \$ 34520.76 |
| 2985 | Sell | 25.05.2020 02:00:00 | 1.21851 | 2.97 | 25.05.2020 04:35:00 | 1.21758 | \$ 29118.89 |
| 2639 | Sell | 26.05.2020 23:00:00 | 1.3794 | 0.19 | 27.05.2020 00:30:00 | 1.37689 | \$ 3519.94 |
| 2640 | Sell | 27.05.2020 01:00:00 | 1.37869 | 0.19 | 27.05.2020 07:07:00 | 1.3783 | \$ 357.5 |
| 2358 | Buy | 26.05.2020 23:00:00 | 0.6649 | 0.21 | 27.05.2020 09:05:00 | 0.66408 | \$ -2120.73 |
| 2987 | Buy | 26.05.2020 23:00:00 | 1.23274 | 2.99 | 27.05.2020 09:05:00 | 1.23211 | \$ -21125.47 |
| 3357 | Buy | 26.05.2020 23:00:00 | 118.038 | 4.65 | 27.05.2020 09:05:00 | 117.86 | \$ -90364.75 |
| 2362 | Sell | 28.05.2020 00:05:00 | 0.6622 | 0.21 | 28.05.2020 06:15:00 | 0.66155 | \$ 1179.59 |
| 2361 | Sell | 28.05.2020 00:00:00 | 0.66201 | 0.21 | 28.05.2020 06:15:00 | 0.66158 | \$ 692.55 |
| 2360 | Sell | 27.05.2020 22:50:00 | 0.66132 | 0.21 | 28.05.2020 06:15:00 | 0.66155 | \$ -888.68 |
| 2359 | Sell | 27.05.2020 22:45:00 | 0.66093 | 0.21 | 28.05.2020 06:15:00 | 0.66158 | \$ -1818.47 |
| 2990 | Sell | 27.05.2020 22:50:00 | 1.22606 | 2.94 | 28.05.2020 06:55:00 | 1.22546 | \$ 15669.12 |
| 2989 | Sell | 27.05.2020 22:40:00 | 1.22576 | 2.96 | 28.05.2020 06:55:00 | 1.22547 | \$ 6102.1 |
| 2988 | Sell | 27.05.2020 22:00:00 | 1.2254 | 2.98 | 28.05.2020 06:55:00 | 1.22551 | \$ -6423.09 |
| 2366 | Buy | 28.05.2020 22:55:00 | 0.66305 | 0.21 | 29.05.2020 00:42:00 | 0.6632 | \$ 25.9 |
| 3358 | Buy | 28.05.2020 23:00:00 | 119.153 | 4.58 | 29.05.2020 00:50:00 | 119.237 | \$ 30940.1 |
| 2992 | Buy | 28.05.2020 22:50:00 | 1.23125 | 2.96 | 29.05.2020 01:05:00 | 1.23226 | \$ 30239.73 |
| 2991 | Buy | 28.05.2020 22:30:00 | 1.23205 | 2.99 | 29.05.2020 01:05:00 | 1.23237 | \$ 8806.3 |

| | | | | | | | |
|------|------|---------------------|---------|------|---------------------|---------|-------------|
| 2367 | Buy | 29.05.2020 01:00:00 | 0.66208 | 0.21 | 29.05.2020 02:50:00 | 0.6633 | \$ 2440.52 |
| 2365 | Buy | 28.05.2020 22:50:00 | 0.66318 | 0.21 | 29.05.2020 02:50:00 | 0.66332 | \$ 3.77 |
| 2364 | Buy | 28.05.2020 22:35:00 | 0.66368 | 0.21 | 29.05.2020 02:50:00 | 0.66337 | \$ -992.09 |
| 2363 | Buy | 28.05.2020 22:30:00 | 0.6639 | 0.21 | 29.05.2020 02:50:00 | 0.66319 | \$ -1877.3 |
| 2641 | Buy | 01.06.2020 00:20:00 | 1.37557 | 0.19 | 01.06.2020 00:25:00 | 1.37587 | \$ 220.6 |
| 2013 | Buy | 01.06.2020 00:50:00 | 107.695 | 0.44 | 01.06.2020 01:30:00 | 107.807 | \$ 4384.57 |
| 2993 | Buy | 02.06.2020 02:10:00 | 1.24834 | 3.0 | 02.06.2020 03:05:00 | 1.24961 | \$ 40147.88 |
| 2643 | Sell | 02.06.2020 02:10:00 | 1.35791 | 0.19 | 02.06.2020 03:15:00 | 1.35598 | \$ 2695.74 |
| 2642 | Sell | 02.06.2020 02:05:00 | 1.35749 | 0.19 | 02.06.2020 03:15:00 | 1.35594 | \$ 2118.78 |
| 2370 | Buy | 02.06.2020 02:20:00 | 0.67876 | 0.21 | 02.06.2020 03:20:00 | 0.68026 | \$ 3060.18 |
| 2369 | Buy | 02.06.2020 02:10:00 | 0.67882 | 0.21 | 02.06.2020 03:20:00 | 0.6802 | \$ 2794.61 |
| 2368 | Buy | 02.06.2020 02:00:00 | 0.67927 | 0.21 | 02.06.2020 03:20:00 | 0.68015 | \$ 1688.1 |
| 2305 | Buy | 02.06.2020 22:35:00 | 1.11616 | 1.37 | 03.06.2020 00:00:00 | 1.11686 | \$ 9299.95 |
| 2304 | Buy | 02.06.2020 22:30:00 | 1.11626 | 1.38 | 03.06.2020 00:00:00 | 1.11682 | \$ 7331.99 |
| 2644 | Sell | 02.06.2020 22:30:00 | 1.35275 | 0.18 | 03.06.2020 00:48:00 | 1.35251 | \$ 69.43 |
| 2645 | Sell | 02.06.2020 22:35:00 | 1.35298 | 0.18 | 03.06.2020 00:48:00 | 1.35258 | \$ 299.58 |
| 2646 | Sell | 02.06.2020 22:40:00 | 1.3533 | 0.18 | 03.06.2020 00:48:00 | 1.3526 | \$ 731.11 |
| 3361 | Buy | 02.06.2020 22:35:00 | 121.331 | 4.43 | 03.06.2020 02:20:00 | 121.421 | \$ 32488.69 |
| 3360 | Buy | 02.06.2020 22:25:00 | 121.35 | 4.47 | 03.06.2020 02:20:00 | 121.421 | \$ 24287.39 |
| 3359 | Buy | 02.06.2020 22:15:00 | 121.392 | 4.51 | 03.06.2020 02:20:00 | 121.427 | \$ 8267.37 |
| 2015 | Buy | 03.06.2020 01:55:00 | 108.592 | 0.43 | 03.06.2020 02:25:00 | 108.749 | \$ 6219.92 |
| 2014 | Buy | 03.06.2020 01:00:00 | 108.641 | 0.43 | 03.06.2020 02:25:00 | 108.76 | \$ 4585.92 |
| 3362 | Buy | 04.06.2020 00:00:00 | 122.323 | 4.49 | 04.06.2020 01:50:00 | 122.387 | \$ 23243.83 |
| 2997 | Buy | 03.06.2020 23:55:00 | 1.2571 | 2.94 | 04.06.2020 02:35:00 | 1.25772 | \$ 15443.83 |
| 2996 | Buy | 03.06.2020 23:45:00 | 1.25731 | 2.96 | 04.06.2020 02:35:00 | 1.25782 | \$ 12117.88 |
| 2995 | Buy | 03.06.2020 23:40:00 | 1.25741 | 2.98 | 04.06.2020 02:35:00 | 1.25783 | \$ 9373.6 |
| 2994 | Buy | 03.06.2020 23:30:00 | 1.25746 | 3.01 | 04.06.2020 02:35:00 | 1.25771 | \$ 4075.93 |
| 2648 | Buy | 04.06.2020 21:30:00 | 1.34807 | 0.18 | 04.06.2020 22:15:00 | 1.35152 | \$ 4737.61 |
| 2647 | Buy | 04.06.2020 21:25:00 | 1.34848 | 0.18 | 04.06.2020 22:15:00 | 1.3514 | \$ 3975.65 |
| 2998 | Sell | 04.06.2020 21:30:00 | 1.26251 | 3.02 | 04.06.2020 23:45:00 | 1.25962 | \$ 92011.08 |
| 2017 | Sell | 04.06.2020 21:40:00 | 109.128 | 0.43 | 05.06.2020 00:35:00 | 109.085 | \$ 1139.47 |
| 2016 | Sell | 04.06.2020 21:30:00 | 109.116 | 0.43 | 05.06.2020 00:35:00 | 109.075 | \$ 1053.47 |
| 2309 | Buy | 04.06.2020 23:15:00 | 1.13266 | 1.33 | 05.06.2020 01:25:00 | 1.13384 | \$ 15755.56 |
| 2308 | Buy | 04.06.2020 23:05:00 | 1.13288 | 1.34 | 05.06.2020 01:25:00 | 1.13382 | \$ 12485.16 |
| 2307 | Buy | 04.06.2020 22:55:00 | 1.13308 | 1.35 | 05.06.2020 01:25:00 | 1.13387 | \$ 10444.49 |
| 2306 | Buy | 04.06.2020 22:30:00 | 1.13336 | 1.36 | 05.06.2020 01:25:00 | 1.13398 | \$ 8085.59 |
| 3363 | Buy | 05.06.2020 00:40:00 | 123.68 | 4.45 | 05.06.2020 01:25:00 | 123.784 | \$ 40776.37 |
| 3364 | Sell | 08.06.2020 01:30:00 | 123.968 | 4.45 | 08.06.2020 02:06:00 | 123.95 | \$ 2493.2 |
| 3365 | Sell | 08.06.2020 02:30:00 | 124.032 | 4.45 | 08.06.2020 03:26:00 | 123.928 | \$ 40760.8 |
| 2311 | Sell | 08.06.2020 02:30:00 | 1.13105 | 1.35 | 08.06.2020 03:55:00 | 1.1299 | \$ 16366.92 |
| 2310 | Sell | 08.06.2020 01:30:00 | 1.13036 | 1.37 | 08.06.2020 03:55:00 | 1.13008 | \$ 4044.02 |
| 2649 | Sell | 08.06.2020 23:30:00 | 1.33808 | 0.19 | 09.06.2020 01:30:00 | 1.3376 | \$ 437.69 |
| 2020 | Sell | 09.06.2020 02:00:00 | 108.537 | 0.43 | 09.06.2020 03:05:00 | 108.336 | \$ 8111.92 |
| 2019 | Sell | 08.06.2020 23:55:00 | 108.445 | 0.43 | 09.06.2020 03:05:00 | 108.34 | \$ 3805.47 |
| 2018 | Sell | 08.06.2020 23:00:00 | 108.396 | 0.44 | 09.06.2020 03:05:00 | 108.335 | \$ 1957.97 |
| 3369 | Sell | 09.06.2020 01:50:00 | 122.523 | 4.4 | 09.06.2020 03:25:00 | 122.396 | \$ 50488.81 |
| 3368 | Sell | 09.06.2020 01:45:00 | 122.496 | 4.44 | 09.06.2020 03:25:00 | 122.397 | \$ 38516.87 |
| 3367 | Sell | 09.06.2020 01:40:00 | 122.483 | 4.48 | 09.06.2020 03:25:00 | 122.404 | \$ 29904.49 |
| 3366 | Sell | 09.06.2020 01:35:00 | 122.454 | 4.52 | 09.06.2020 03:25:00 | 122.39 | \$ 23393.35 |
| 3000 | Sell | 08.06.2020 23:00:00 | 1.27317 | 3.01 | 09.06.2020 04:05:00 | 1.2727 | \$ 13915.12 |
| 2999 | Sell | 08.06.2020 22:00:00 | 1.27241 | 3.04 | 09.06.2020 04:05:00 | 1.27262 | \$ -7739.22 |
| 887 | Buy | 08.06.2020 23:15:00 | 0.88692 | 0.25 | 09.06.2020 07:05:00 | 0.88792 | \$ 2961.48 |
| 886 | Buy | 08.06.2020 23:00:00 | 0.88717 | 0.25 | 09.06.2020 07:05:00 | 0.88781 | \$ 1736.41 |
| 2650 | Buy | 09.06.2020 21:50:00 | 1.33924 | 0.19 | 09.06.2020 22:20:00 | 1.34015 | \$ 1146.29 |
| 1630 | Sell | 09.06.2020 23:20:00 | 0.9508 | 1.0 | 10.06.2020 00:50:00 | 0.95024 | \$ 5874.15 |
| 1629 | Sell | 09.06.2020 23:00:00 | 0.95067 | 1.01 | 10.06.2020 00:50:00 | 0.95016 | \$ 5351.18 |
| 1628 | Sell | 09.06.2020 22:30:00 | 0.95036 | 1.02 | 10.06.2020 00:50:00 | 0.95014 | \$ 1996.73 |
| 1627 | Sell | 09.06.2020 22:00:00 | 0.95018 | 1.02 | 10.06.2020 00:50:00 | 0.95023 | \$ -1175.71 |
| 2313 | Buy | 09.06.2020 23:05:00 | 1.13348 | 1.38 | 10.06.2020 02:05:00 | 1.13412 | \$ 8495.33 |
| 2312 | Buy | 09.06.2020 23:00:00 | 1.13373 | 1.39 | 10.06.2020 02:05:00 | 1.13398 | \$ 2844.51 |

| | | | | | | | |
|------|------|---------------------|---------|------|---------------------|---------|--------------|
| 3001 | Buy | 10.06.2020 02:30:00 | 1.27187 | 3.04 | 10.06.2020 04:10:00 | 1.2728 | \$ 29791.62 |
| 3370 | Sell | 10.06.2020 21:30:00 | 122.165 | 4.57 | 10.06.2020 22:00:00 | 122.062 | \$ 41487.51 |
| 2374 | Buy | 10.06.2020 23:30:00 | 0.69895 | 0.2 | 11.06.2020 01:15:00 | 0.70007 | \$ 1980.13 |
| 2373 | Buy | 10.06.2020 23:25:00 | 0.69933 | 0.2 | 11.06.2020 01:15:00 | 0.7001 | \$ 1242.46 |
| 2372 | Buy | 10.06.2020 23:20:00 | 0.69993 | 0.2 | 11.06.2020 01:15:00 | 0.70013 | \$ 41.1 |
| 2371 | Buy | 10.06.2020 23:05:00 | 0.7003 | 0.2 | 11.06.2020 01:15:00 | 0.70017 | \$ -654.41 |
| 3005 | Buy | 10.06.2020 23:20:00 | 1.27441 | 2.97 | 11.06.2020 01:15:00 | 1.27503 | \$ 15601.43 |
| 3004 | Buy | 10.06.2020 23:15:00 | 1.27495 | 3.0 | 11.06.2020 01:15:00 | 1.2752 | \$ 4062.38 |
| 3003 | Buy | 10.06.2020 23:10:00 | 1.2752 | 3.03 | 11.06.2020 01:15:00 | 1.27505 | \$ -8668.43 |
| 3002 | Buy | 10.06.2020 23:05:00 | 1.27533 | 3.05 | 11.06.2020 01:15:00 | 1.27514 | \$ -10011.23 |
| 2314 | Buy | 10.06.2020 23:30:00 | 1.13661 | 1.4 | 11.06.2020 01:20:00 | 1.13807 | \$ 19069.2 |
| 2376 | Buy | 11.06.2020 01:45:00 | 0.69821 | 0.2 | 11.06.2020 02:24:00 | 0.69839 | \$ 132.37 |
| 2654 | Sell | 10.06.2020 23:20:00 | 1.34071 | 0.19 | 11.06.2020 04:10:00 | 1.34045 | \$ -9.25 |
| 2653 | Sell | 10.06.2020 23:15:00 | 1.34013 | 0.19 | 11.06.2020 04:10:00 | 1.34053 | \$ -1011.35 |
| 2652 | Sell | 10.06.2020 23:05:00 | 1.33965 | 0.19 | 11.06.2020 04:10:00 | 1.34049 | \$ -1679.43 |
| 2651 | Sell | 10.06.2020 23:00:00 | 1.33936 | 0.19 | 11.06.2020 04:10:00 | 1.34044 | \$ -2043.83 |
| 888 | Sell | 10.06.2020 22:00:00 | 0.89218 | 0.26 | 11.06.2020 08:05:00 | 0.89483 | \$ -9826.01 |
| 889 | Sell | 10.06.2020 22:10:00 | 0.89288 | 0.25 | 11.06.2020 08:15:00 | 0.89477 | \$ -6859.22 |
| 2375 | Buy | 11.06.2020 01:30:00 | 0.69889 | 0.2 | 11.06.2020 11:20:00 | 0.69447 | \$ -9562.78 |
| 1634 | Sell | 11.06.2020 21:50:00 | 0.94284 | 1.01 | 12.06.2020 00:30:00 | 0.94345 | \$ -7679.54 |
| 1633 | Sell | 11.06.2020 21:40:00 | 0.9425 | 1.02 | 12.06.2020 00:30:00 | 0.94328 | \$ -9753.04 |
| 1632 | Sell | 11.06.2020 21:35:00 | 0.94207 | 1.03 | 12.06.2020 00:30:00 | 0.94342 | \$ -16611.68 |
| 1631 | Sell | 11.06.2020 21:30:00 | 0.94193 | 1.03 | 12.06.2020 00:30:00 | 0.94333 | \$ -17204.93 |
| 2655 | Buy | 12.06.2020 01:00:00 | 1.36188 | 0.19 | 12.06.2020 01:10:00 | 1.36382 | \$ 2709.34 |
| 892 | Buy | 12.06.2020 00:05:00 | 0.89628 | 0.25 | 12.06.2020 01:20:00 | 0.8977 | \$ 4523.46 |
| 891 | Buy | 11.06.2020 23:30:00 | 0.89655 | 0.25 | 12.06.2020 01:20:00 | 0.8976 | \$ 3131.63 |
| 890 | Buy | 11.06.2020 21:25:00 | 0.89707 | 0.26 | 12.06.2020 01:20:00 | 0.89754 | \$ 1204.23 |
| 2021 | Buy | 15.06.2020 00:30:00 | 107.294 | 0.44 | 15.06.2020 01:05:00 | 107.493 | \$ 8212.57 |
| 893 | Buy | 15.06.2020 00:00:00 | 0.89768 | 0.26 | 15.06.2020 01:10:00 | 0.89896 | \$ 4208.92 |
| 1635 | Buy | 15.06.2020 00:20:00 | 0.95086 | 1.02 | 15.06.2020 01:10:00 | 0.95342 | \$ 30065.35 |
| 3006 | Sell | 15.06.2020 00:00:00 | 1.25119 | 3.05 | 15.06.2020 01:10:00 | 1.24875 | \$ 78455.8 |
| 2377 | Buy | 15.06.2020 01:00:00 | 0.68241 | 0.21 | 15.06.2020 02:26:00 | 0.68257 | \$ 94.73 |
| 2378 | Buy | 15.06.2020 01:10:00 | 0.68137 | 0.21 | 15.06.2020 02:26:00 | 0.68262 | \$ 2506.92 |
| 2657 | Buy | 15.06.2020 22:05:00 | 1.35561 | 0.19 | 15.06.2020 22:35:00 | 1.35767 | \$ 2891.46 |
| 2656 | Buy | 15.06.2020 21:25:00 | 1.35588 | 0.19 | 15.06.2020 22:35:00 | 1.35778 | \$ 2648.64 |
| 2380 | Sell | 15.06.2020 21:30:00 | 0.69168 | 0.2 | 16.06.2020 04:40:00 | 0.69358 | \$ -4291.01 |
| 2379 | Sell | 15.06.2020 21:25:00 | 0.69131 | 0.2 | 16.06.2020 04:40:00 | 0.69365 | \$ -5218.67 |
| 2315 | Sell | 16.06.2020 22:00:00 | 1.12713 | 1.42 | 16.06.2020 22:45:00 | 1.12571 | \$ 21257.49 |
| 894 | Sell | 16.06.2020 22:00:00 | 0.89618 | 0.26 | 17.06.2020 00:55:00 | 0.89534 | \$ 2615.8 |
| 2661 | Buy | 17.06.2020 00:00:00 | 1.35402 | 0.19 | 17.06.2020 01:10:00 | 1.35514 | \$ 1464.97 |
| 2660 | Buy | 16.06.2020 23:45:00 | 1.35421 | 0.19 | 17.06.2020 01:10:00 | 1.35518 | \$ 1183.93 |
| 2659 | Buy | 16.06.2020 23:40:00 | 1.35461 | 0.19 | 17.06.2020 01:10:00 | 1.35518 | \$ 576.92 |
| 2658 | Buy | 16.06.2020 23:30:00 | 1.35488 | 0.19 | 17.06.2020 01:10:00 | 1.3552 | \$ 197.53 |
| 3371 | Sell | 17.06.2020 02:30:00 | 120.963 | 4.63 | 17.06.2020 03:20:00 | 120.723 | \$ 105519.6 |
| 3007 | Sell | 17.06.2020 02:30:00 | 1.25753 | 3.07 | 17.06.2020 03:25:00 | 1.25559 | \$ 62787.83 |
| 2384 | Buy | 17.06.2020 22:45:00 | 0.6881 | 0.2 | 18.06.2020 01:30:00 | 0.68867 | \$ 820.94 |
| 2383 | Buy | 17.06.2020 22:40:00 | 0.68854 | 0.2 | 18.06.2020 01:30:00 | 0.68861 | \$ -232.89 |
| 2382 | Buy | 17.06.2020 22:25:00 | 0.68875 | 0.2 | 18.06.2020 01:30:00 | 0.68863 | \$ -633.34 |
| 2381 | Buy | 17.06.2020 22:00:00 | 0.6891 | 0.2 | 18.06.2020 01:30:00 | 0.68874 | \$ -1139.17 |
| 3373 | Sell | 18.06.2020 23:25:00 | 119.901 | 4.66 | 19.06.2020 00:50:00 | 119.789 | \$ 45565.11 |
| 3372 | Sell | 18.06.2020 23:00:00 | 119.886 | 4.7 | 19.06.2020 00:50:00 | 119.793 | \$ 37027.59 |
| 2022 | Sell | 18.06.2020 23:00:00 | 107.017 | 0.45 | 19.06.2020 03:05:00 | 106.909 | \$ 4117.47 |
| 3009 | Sell | 18.06.2020 23:40:00 | 1.24272 | 3.06 | 19.06.2020 03:05:00 | 1.24143 | \$ 40599.01 |
| 3008 | Sell | 18.06.2020 23:35:00 | 1.24267 | 3.08 | 19.06.2020 03:05:00 | 1.24143 | \$ 39240.85 |
| 2662 | Buy | 19.06.2020 02:30:00 | 1.35913 | 0.19 | 19.06.2020 03:30:00 | 1.3606 | \$ 1996.11 |
| 2387 | Buy | 22.06.2020 00:50:00 | 0.68172 | 0.21 | 22.06.2020 01:45:00 | 0.68287 | \$ 2285.61 |
| 2386 | Buy | 22.06.2020 00:45:00 | 0.68192 | 0.21 | 22.06.2020 01:45:00 | 0.68292 | \$ 1953.66 |
| 2385 | Buy | 22.06.2020 00:30:00 | 0.682 | 0.21 | 22.06.2020 01:45:00 | 0.68286 | \$ 1643.84 |
| 1636 | Buy | 22.06.2020 00:30:00 | 0.95061 | 1.03 | 22.06.2020 06:22:00 | 0.95153 | \$ 10904.07 |
| 1637 | Buy | 22.06.2020 00:36:00 | 0.95048 | 1.02 | 22.06.2020 06:22:00 | 0.95143 | \$ 11150.65 |

| | | | | | | | |
|------|------|---------------------|---------|------|---------------------|---------|--------------|
| 1638 | Buy | 22.06.2020 00:55:00 | 0.95019 | 1.02 | 22.06.2020 06:22:00 | 0.95152 | \$ 15614.99 |
| 2389 | Buy | 23.06.2020 23:00:00 | 0.69266 | 0.2 | 24.06.2020 01:05:00 | 0.69324 | \$ 930.95 |
| 2388 | Buy | 23.06.2020 21:25:00 | 0.69336 | 0.2 | 24.06.2020 01:05:00 | 0.69316 | \$ -713.01 |
| 2666 | Sell | 23.06.2020 22:50:00 | 1.35454 | 0.19 | 24.06.2020 01:25:00 | 1.35435 | \$ -2.62 |
| 2665 | Sell | 23.06.2020 22:10:00 | 1.35428 | 0.19 | 24.06.2020 01:25:00 | 1.35436 | \$ -412.57 |
| 2664 | Sell | 23.06.2020 22:05:00 | 1.35406 | 0.19 | 24.06.2020 01:25:00 | 1.35437 | \$ -761.8 |
| 2663 | Sell | 23.06.2020 21:25:00 | 1.35392 | 0.19 | 24.06.2020 01:25:00 | 1.3543 | \$ -868.08 |
| 2317 | Buy | 23.06.2020 23:00:00 | 1.13028 | 1.42 | 24.06.2020 02:55:00 | 1.13127 | \$ 13978.71 |
| 2316 | Buy | 23.06.2020 22:55:00 | 1.13066 | 1.43 | 24.06.2020 02:55:00 | 1.13135 | \$ 9556.56 |
| 895 | Buy | 29.06.2020 00:30:00 | 0.90867 | 0.26 | 29.06.2020 08:50:00 | 0.90964 | \$ 3111.81 |
| 2026 | Buy | 29.06.2020 23:10:00 | 107.553 | 0.44 | 30.06.2020 01:40:00 | 107.623 | \$ 2459.57 |
| 2025 | Buy | 29.06.2020 22:55:00 | 107.608 | 0.44 | 30.06.2020 01:40:00 | 107.615 | \$ -312.43 |
| 2024 | Buy | 29.06.2020 22:50:00 | 107.623 | 0.44 | 30.06.2020 01:40:00 | 107.625 | \$ -532.43 |
| 2023 | Buy | 29.06.2020 22:30:00 | 107.644 | 0.45 | 30.06.2020 01:40:00 | 107.614 | \$ -1984.53 |
| 2669 | Buy | 30.06.2020 00:00:00 | 1.3658 | 0.19 | 30.06.2020 03:05:00 | 1.36599 | \$ 53.67 |
| 2668 | Buy | 29.06.2020 23:50:00 | 1.36614 | 0.19 | 30.06.2020 03:05:00 | 1.36601 | \$ -485.35 |
| 2667 | Buy | 29.06.2020 23:30:00 | 1.36659 | 0.19 | 30.06.2020 03:05:00 | 1.36607 | \$ -1077.19 |
| 3013 | Sell | 29.06.2020 23:50:00 | 1.22947 | 3.03 | 30.06.2020 03:55:00 | 1.22975 | \$ -9949.79 |
| 3012 | Sell | 29.06.2020 23:10:00 | 1.22931 | 3.06 | 30.06.2020 03:55:00 | 1.22981 | \$ -17145.38 |
| 3011 | Sell | 29.06.2020 23:05:00 | 1.22922 | 3.08 | 30.06.2020 03:55:00 | 1.22984 | \$ -21153.87 |
| 3010 | Sell | 29.06.2020 23:00:00 | 1.22908 | 3.1 | 30.06.2020 03:55:00 | 1.22988 | \$ -27173.84 |
| 3014 | Buy | 01.07.2020 02:30:00 | 1.23916 | 3.09 | 01.07.2020 09:15:00 | 1.23762 | \$ -50143.75 |
| 2670 | Sell | 01.07.2020 21:30:00 | 1.35983 | 0.19 | 01.07.2020 22:40:00 | 1.35754 | \$ 3242.35 |
| 3015 | Buy | 02.07.2020 02:30:00 | 1.24726 | 3.07 | 02.07.2020 04:20:00 | 1.24765 | \$ 12616.55 |
| 3019 | Buy | 07.07.2020 22:45:00 | 1.25463 | 3.0 | 08.07.2020 00:45:00 | 1.25501 | \$ 10732.5 |
| 3018 | Buy | 07.07.2020 22:35:00 | 1.25487 | 3.03 | 08.07.2020 00:45:00 | 1.25496 | \$ 1580.53 |
| 3017 | Buy | 07.07.2020 22:05:00 | 1.25516 | 3.05 | 08.07.2020 00:45:00 | 1.25488 | \$ -10300.61 |
| 3016 | Buy | 07.07.2020 22:00:00 | 1.25547 | 3.08 | 08.07.2020 00:45:00 | 1.25497 | \$ -17542.13 |
| 3377 | Buy | 07.07.2020 23:20:00 | 121.2 | 4.56 | 08.07.2020 02:05:00 | 121.285 | \$ 31167.78 |
| 3376 | Buy | 07.07.2020 23:15:00 | 121.213 | 4.6 | 08.07.2020 02:05:00 | 121.278 | \$ 22240.91 |
| 3375 | Buy | 07.07.2020 23:05:00 | 121.219 | 4.63 | 08.07.2020 02:05:00 | 121.279 | \$ 20070.17 |
| 3374 | Buy | 07.07.2020 23:00:00 | 121.235 | 4.67 | 08.07.2020 02:05:00 | 121.277 | \$ 11836.58 |
| 2672 | Sell | 09.07.2020 01:10:00 | 1.35202 | 0.19 | 09.07.2020 03:05:00 | 1.35133 | \$ 813.0 |
| 2671 | Sell | 09.07.2020 01:00:00 | 1.35177 | 0.19 | 09.07.2020 03:05:00 | 1.35136 | \$ 387.86 |
| 2675 | Buy | 10.07.2020 00:50:00 | 1.35783 | 0.19 | 10.07.2020 03:05:00 | 1.35875 | \$ 1161.47 |
| 2674 | Buy | 10.07.2020 00:35:00 | 1.35791 | 0.19 | 10.07.2020 03:05:00 | 1.35886 | \$ 1207.0 |
| 2673 | Buy | 10.07.2020 00:30:00 | 1.358 | 0.19 | 10.07.2020 03:05:00 | 1.35881 | \$ 994.54 |
| 2679 | Sell | 13.07.2020 22:30:00 | 1.3602 | 0.19 | 14.07.2020 00:10:00 | 1.3602 | \$ -291.11 |
| 2678 | Sell | 13.07.2020 22:25:00 | 1.35985 | 0.19 | 14.07.2020 00:10:00 | 1.3602 | \$ -822.53 |
| 2677 | Sell | 13.07.2020 21:35:00 | 1.35964 | 0.19 | 14.07.2020 00:10:00 | 1.36008 | \$ -959.18 |
| 2676 | Sell | 13.07.2020 21:30:00 | 1.3588 | 0.19 | 14.07.2020 00:10:00 | 1.36018 | \$ -2386.43 |
| 2393 | Buy | 13.07.2020 22:20:00 | 0.69496 | 0.2 | 14.07.2020 01:30:00 | 0.69459 | \$ -1071.3 |
| 2392 | Buy | 13.07.2020 22:10:00 | 0.69532 | 0.2 | 14.07.2020 01:30:00 | 0.69458 | \$ -1851.13 |
| 2391 | Buy | 13.07.2020 21:35:00 | 0.69579 | 0.2 | 14.07.2020 01:30:00 | 0.6944 | \$ -3221.1 |
| 2390 | Buy | 13.07.2020 21:30:00 | 0.69615 | 0.2 | 14.07.2020 01:30:00 | 0.69446 | \$ -3853.4 |
| 2320 | Buy | 13.07.2020 22:35:00 | 1.13446 | 1.4 | 14.07.2020 02:40:00 | 1.13489 | \$ 5520.43 |
| 2319 | Buy | 13.07.2020 22:05:00 | 1.13506 | 1.41 | 14.07.2020 02:40:00 | 1.1349 | \$ -3206.29 |
| 2318 | Buy | 13.07.2020 22:00:00 | 1.13528 | 1.42 | 14.07.2020 02:40:00 | 1.1349 | \$ -6520.94 |
| 3381 | Buy | 13.07.2020 22:50:00 | 121.711 | 4.55 | 14.07.2020 03:05:00 | 121.775 | \$ 21521.55 |
| 3380 | Buy | 13.07.2020 22:35:00 | 121.717 | 4.59 | 14.07.2020 03:05:00 | 121.784 | \$ 23086.83 |
| 3379 | Buy | 13.07.2020 22:30:00 | 121.78 | 4.64 | 14.07.2020 03:05:00 | 121.778 | \$ -8679.96 |
| 3378 | Buy | 13.07.2020 22:00:00 | 121.788 | 4.67 | 14.07.2020 03:05:00 | 121.79 | \$ -6869.2 |
| 897 | Buy | 14.07.2020 21:35:00 | 0.90752 | 0.25 | 14.07.2020 23:40:00 | 0.90781 | \$ 678.09 |
| 896 | Buy | 14.07.2020 21:25:00 | 0.90766 | 0.26 | 14.07.2020 23:40:00 | 0.9078 | \$ 174.35 |
| 1640 | Sell | 14.07.2020 23:30:00 | 0.94058 | 1.03 | 15.07.2020 00:05:00 | 0.93917 | \$ 16135.59 |
| 1639 | Sell | 14.07.2020 23:00:00 | 0.94038 | 1.03 | 15.07.2020 00:05:00 | 0.93919 | \$ 13525.3 |
| 3020 | Sell | 14.07.2020 21:25:00 | 1.25607 | 3.07 | 15.07.2020 00:28:00 | 1.25589 | \$ 4806.7 |
| 3021 | Sell | 14.07.2020 21:35:00 | 1.25614 | 3.05 | 15.07.2020 01:00:00 | 1.25596 | \$ 4775.38 |
| 2680 | Buy | 15.07.2020 01:30:00 | 1.36002 | 0.19 | 15.07.2020 11:35:00 | 1.35807 | \$ -3193.84 |
| 2681 | Buy | 15.07.2020 01:50:00 | 1.35973 | 0.19 | 15.07.2020 11:55:00 | 1.35848 | \$ -2131.58 |

| | | | | | | | |
|------|------|---------------------|---------|------|---------------------|---------|--------------|
| 2324 | Buy | 16.07.2020 22:10:00 | 1.13727 | 1.38 | 17.07.2020 02:40:00 | 1.13857 | \$ 18092.89 |
| 2323 | Buy | 16.07.2020 22:05:00 | 1.13757 | 1.39 | 17.07.2020 02:40:00 | 1.13866 | \$ 15148.09 |
| 2322 | Buy | 16.07.2020 21:50:00 | 1.13769 | 1.4 | 17.07.2020 02:40:00 | 1.13865 | \$ 13339.25 |
| 2321 | Buy | 16.07.2020 21:25:00 | 1.13812 | 1.41 | 17.07.2020 02:40:00 | 1.13869 | \$ 7639.95 |
| 2325 | Buy | 20.07.2020 00:04:00 | 1.14087 | 1.43 | 20.07.2020 01:30:00 | 1.14429 | \$ 51534.7 |
| 1642 | Sell | 20.07.2020 00:40:00 | 0.93976 | 1.03 | 20.07.2020 03:46:00 | 0.9392 | \$ 6634.07 |
| 898 | Buy | 20.07.2020 00:30:00 | 0.90847 | 0.26 | 20.07.2020 04:05:00 | 0.91049 | \$ 6827.85 |
| 1641 | Sell | 20.07.2020 00:35:00 | 0.9393 | 1.04 | 20.07.2020 06:45:00 | 0.93996 | \$ -7917.3 |
| 899 | Sell | 20.07.2020 23:00:00 | 0.90432 | 0.26 | 21.07.2020 06:35:00 | 0.90371 | \$ 1800.99 |
| 2394 | Buy | 21.07.2020 23:00:00 | 0.71237 | 0.2 | 22.07.2020 00:15:00 | 0.71342 | \$ 1921.54 |
| 2684 | Sell | 21.07.2020 22:55:00 | 1.34593 | 0.19 | 22.07.2020 00:15:00 | 1.34504 | \$ 1060.22 |
| 2683 | Sell | 21.07.2020 22:40:00 | 1.34564 | 0.19 | 22.07.2020 00:15:00 | 1.34498 | \$ 711.0 |
| 2682 | Sell | 21.07.2020 22:35:00 | 1.3451 | 0.19 | 22.07.2020 00:15:00 | 1.34503 | \$ -184.83 |
| 3024 | Buy | 22.07.2020 00:25:00 | 1.27174 | 3.02 | 22.07.2020 02:55:00 | 1.27326 | \$ 48371.34 |
| 3023 | Buy | 21.07.2020 23:55:00 | 1.2722 | 3.04 | 22.07.2020 02:55:00 | 1.2734 | \$ 37143.48 |
| 3022 | Buy | 21.07.2020 23:00:00 | 1.27333 | 3.07 | 22.07.2020 02:55:00 | 1.27327 | \$ -3251.13 |
| 900 | Sell | 22.07.2020 00:30:00 | 0.90643 | 0.26 | 22.07.2020 03:10:00 | 0.90569 | \$ 2300.47 |
| 3383 | Sell | 21.07.2020 22:05:00 | 123.157 | 4.59 | 22.07.2020 03:10:00 | 123.195 | \$ -24118.29 |
| 3382 | Sell | 21.07.2020 21:45:00 | 123.127 | 4.63 | 22.07.2020 03:10:00 | 123.185 | \$ -33587.32 |
| 2327 | Buy | 22.07.2020 21:35:00 | 1.15645 | 1.41 | 22.07.2020 22:45:00 | 1.15739 | \$ 13966.41 |
| 2326 | Buy | 22.07.2020 21:25:00 | 1.15658 | 1.42 | 22.07.2020 22:45:00 | 1.15733 | \$ 11222.43 |
| 3386 | Buy | 22.07.2020 23:55:00 | 123.979 | 4.51 | 23.07.2020 01:05:00 | 124.055 | \$ 22555.19 |
| 3385 | Buy | 22.07.2020 23:30:00 | 124.003 | 4.54 | 23.07.2020 01:05:00 | 124.052 | \$ 10446.81 |
| 3384 | Buy | 22.07.2020 22:30:00 | 124.039 | 4.58 | 23.07.2020 01:05:00 | 124.044 | \$ -9615.16 |
| 2686 | Sell | 23.07.2020 21:40:00 | 1.34024 | 0.19 | 23.07.2020 22:07:00 | 1.34005 | \$ 53.82 |
| 3389 | Buy | 23.07.2020 22:55:00 | 123.809 | 4.52 | 23.07.2020 23:55:00 | 123.917 | \$ 43219.92 |
| 3388 | Buy | 23.07.2020 22:45:00 | 123.832 | 4.56 | 23.07.2020 23:55:00 | 123.916 | \$ 32657.76 |
| 3387 | Buy | 23.07.2020 22:30:00 | 123.84 | 4.59 | 23.07.2020 23:55:00 | 123.93 | \$ 35625.93 |
| 2689 | Sell | 23.07.2020 23:15:00 | 1.34149 | 0.19 | 24.07.2020 00:37:00 | 1.34122 | \$ 118.85 |
| 2329 | Buy | 23.07.2020 22:55:00 | 1.15896 | 1.42 | 24.07.2020 01:20:00 | 1.16023 | \$ 18168.42 |
| 2328 | Buy | 23.07.2020 22:30:00 | 1.15926 | 1.43 | 24.07.2020 01:20:00 | 1.1602 | \$ 13323.71 |
| 2688 | Sell | 23.07.2020 22:55:00 | 1.34113 | 0.19 | 24.07.2020 01:50:00 | 1.34008 | \$ 1303.15 |
| 2687 | Sell | 23.07.2020 22:30:00 | 1.34052 | 0.19 | 24.07.2020 01:50:00 | 1.34006 | \$ 407.33 |
| 2685 | Sell | 23.07.2020 21:30:00 | 1.33998 | 0.19 | 24.07.2020 01:50:00 | 1.34003 | \$ -367.03 |
| 2395 | Sell | 24.07.2020 02:00:00 | 0.71107 | 0.2 | 24.07.2020 03:18:00 | 0.71045 | \$ 1060.16 |
| 2027 | Sell | 27.07.2020 00:00:00 | 106.026 | 0.45 | 27.07.2020 01:15:00 | 105.963 | \$ 2279.22 |
| 3025 | Buy | 27.07.2020 00:30:00 | 1.27752 | 3.1 | 27.07.2020 02:35:00 | 1.2799 | \$ 77745.68 |
| 3390 | Sell | 27.07.2020 00:00:00 | 123.447 | 4.64 | 27.07.2020 04:50:00 | 123.578 | \$ -66512.54 |
| 2030 | Sell | 27.07.2020 22:15:00 | 105.433 | 0.45 | 27.07.2020 23:50:00 | 105.38 | \$ 1829.22 |
| 2029 | Sell | 27.07.2020 22:10:00 | 105.404 | 0.45 | 27.07.2020 23:50:00 | 105.38 | \$ 524.22 |
| 2028 | Sell | 27.07.2020 22:00:00 | 105.38 | 0.46 | 27.07.2020 23:50:00 | 105.389 | \$ -982.13 |
| 2331 | Buy | 27.07.2020 22:45:00 | 1.1743 | 1.43 | 27.07.2020 23:55:00 | 1.17503 | \$ 11000.09 |
| 2330 | Buy | 27.07.2020 22:40:00 | 1.17455 | 1.44 | 27.07.2020 23:55:00 | 1.17511 | \$ 8497.44 |
| 901 | Buy | 28.07.2020 00:30:00 | 0.91093 | 0.25 | 28.07.2020 02:30:00 | 0.91297 | \$ 6633.3 |
| 3026 | Buy | 28.07.2020 02:30:00 | 1.2874 | 3.11 | 28.07.2020 03:30:00 | 1.28811 | \$ 23267.85 |
| 3030 | Buy | 28.07.2020 23:40:00 | 1.29251 | 3.04 | 29.07.2020 03:10:00 | 1.29318 | \$ 20165.46 |
| 3029 | Buy | 28.07.2020 23:35:00 | 1.29286 | 3.07 | 29.07.2020 03:10:00 | 1.29324 | \$ 10982.93 |
| 3028 | Buy | 28.07.2020 23:30:00 | 1.29315 | 3.1 | 29.07.2020 03:10:00 | 1.29319 | \$ -16.27 |
| 3027 | Buy | 28.07.2020 23:00:00 | 1.29323 | 3.12 | 29.07.2020 03:10:00 | 1.29318 | \$ -2975.31 |
| 2332 | Buy | 29.07.2020 22:00:00 | 1.17665 | 1.45 | 29.07.2020 22:28:00 | 1.17802 | \$ 20932.75 |
| 2333 | Buy | 29.07.2020 22:05:00 | 1.17653 | 1.44 | 29.07.2020 22:28:00 | 1.17793 | \$ 21243.6 |
| 3031 | Buy | 29.07.2020 22:00:00 | 1.29642 | 3.13 | 29.07.2020 22:28:00 | 1.29872 | \$ 75859.46 |
| 3032 | Buy | 29.07.2020 22:05:00 | 1.29578 | 3.1 | 29.07.2020 22:28:00 | 1.29869 | \$ 95058.78 |
| 3391 | Sell | 30.07.2020 21:25:00 | 124.094 | 4.6 | 30.07.2020 23:05:00 | 124.039 | \$ 19591.4 |
| 2690 | Buy | 31.07.2020 00:00:00 | 1.34197 | 0.19 | 31.07.2020 00:25:00 | 1.34237 | \$ 372.36 |
| 2337 | Sell | 30.07.2020 22:00:00 | 1.18387 | 1.42 | 31.07.2020 00:30:00 | 1.18408 | \$ -3260.42 |
| 2336 | Sell | 30.07.2020 21:45:00 | 1.18344 | 1.43 | 31.07.2020 00:30:00 | 1.1841 | \$ -10067.35 |
| 2335 | Sell | 30.07.2020 21:40:00 | 1.18324 | 1.44 | 31.07.2020 00:30:00 | 1.18402 | \$ -11959.47 |
| 2334 | Sell | 30.07.2020 21:25:00 | 1.18303 | 1.46 | 31.07.2020 00:30:00 | 1.18409 | \$ -16435.26 |
| 2691 | Buy | 31.07.2020 00:30:00 | 1.34194 | 0.19 | 31.07.2020 01:19:00 | 1.34221 | \$ 175.07 |

| | | | | | | | |
|------|------|---------------------|---------|------|---------------------|---------|--------------|
| 2693 | Buy | 31.07.2020 02:20:00 | 1.34136 | 0.19 | 31.07.2020 03:25:00 | 1.34262 | \$ 1677.43 |
| 2692 | Buy | 31.07.2020 02:15:00 | 1.34172 | 0.19 | 31.07.2020 03:25:00 | 1.34268 | \$ 1222.17 |
| 2399 | Sell | 30.07.2020 22:00:00 | 0.71797 | 0.2 | 31.07.2020 06:05:00 | 0.71933 | \$ -3152.5 |
| 2398 | Sell | 30.07.2020 21:45:00 | 0.71714 | 0.2 | 31.07.2020 06:05:00 | 0.71941 | \$ -5071.09 |
| 2397 | Sell | 30.07.2020 21:40:00 | 0.71707 | 0.2 | 31.07.2020 06:05:00 | 0.71938 | \$ -5155.43 |
| 2396 | Sell | 30.07.2020 21:25:00 | 0.71692 | 0.2 | 31.07.2020 06:05:00 | 0.71946 | \$ -5640.35 |
| 3392 | Buy | 03.08.2020 00:05:00 | 124.54 | 4.59 | 03.08.2020 01:15:00 | 124.588 | \$ 16316.07 |
| 3393 | Buy | 03.08.2020 00:10:00 | 124.519 | 4.55 | 03.08.2020 01:15:00 | 124.596 | \$ 29369.2 |
| 3033 | Buy | 03.08.2020 00:40:00 | 1.30673 | 3.17 | 03.08.2020 01:40:00 | 1.30988 | \$ 105222.21 |
| 2033 | Buy | 03.08.2020 01:20:00 | 105.712 | 0.45 | 03.08.2020 02:55:00 | 105.895 | \$ 7679.22 |
| 2032 | Buy | 03.08.2020 01:15:00 | 105.758 | 0.45 | 03.08.2020 02:55:00 | 105.907 | \$ 6149.22 |
| 2031 | Buy | 03.08.2020 00:05:00 | 105.776 | 0.45 | 03.08.2020 02:55:00 | 105.899 | \$ 4979.22 |
| 2340 | Sell | 03.08.2020 01:50:00 | 1.17943 | 1.41 | 03.08.2020 03:15:00 | 1.17655 | \$ 42810.17 |
| 2339 | Sell | 03.08.2020 01:40:00 | 1.17908 | 1.43 | 03.08.2020 03:15:00 | 1.17649 | \$ 39045.52 |
| 2338 | Sell | 03.08.2020 01:30:00 | 1.1788 | 1.44 | 03.08.2020 03:15:00 | 1.17661 | \$ 33246.2 |
| 2400 | Sell | 03.08.2020 02:00:00 | 0.7148 | 0.2 | 03.08.2020 03:15:00 | 0.71331 | \$ 2894.41 |
| 3035 | Sell | 03.08.2020 02:05:00 | 1.31013 | 3.17 | 03.08.2020 03:15:00 | 1.30837 | \$ 58817.6 |
| 3034 | Sell | 03.08.2020 02:00:00 | 1.30983 | 3.2 | 03.08.2020 03:15:00 | 1.30852 | \$ 44193.32 |
| 3038 | Sell | 03.08.2020 21:40:00 | 1.30771 | 3.17 | 04.08.2020 00:10:00 | 1.30639 | \$ 43061.03 |
| 3037 | Sell | 03.08.2020 21:35:00 | 1.30723 | 3.2 | 04.08.2020 00:10:00 | 1.30642 | \$ 26263.51 |
| 3036 | Sell | 03.08.2020 21:30:00 | 1.30694 | 3.22 | 04.08.2020 00:10:00 | 1.3063 | \$ 20656.8 |
| 2343 | Sell | 03.08.2020 22:20:00 | 1.17634 | 1.45 | 04.08.2020 00:20:00 | 1.17599 | \$ 5231.04 |
| 2342 | Sell | 03.08.2020 22:10:00 | 1.17622 | 1.46 | 04.08.2020 00:20:00 | 1.17591 | \$ 4651.44 |
| 2341 | Sell | 03.08.2020 22:05:00 | 1.17609 | 1.47 | 04.08.2020 00:20:00 | 1.17591 | \$ 2668.67 |
| 2034 | Buy | 03.08.2020 22:00:00 | 105.984 | 0.46 | 04.08.2020 01:20:00 | 106.005 | \$ 317.37 |
| 1646 | Buy | 03.08.2020 23:05:00 | 0.91751 | 1.03 | 04.08.2020 02:15:00 | 0.91794 | \$ 5076.74 |
| 1645 | Buy | 03.08.2020 22:20:00 | 0.91764 | 1.04 | 04.08.2020 02:15:00 | 0.91781 | \$ 2011.6 |
| 1644 | Buy | 03.08.2020 21:40:00 | 0.91788 | 1.04 | 04.08.2020 02:15:00 | 0.91781 | \$ -863.27 |
| 1643 | Buy | 03.08.2020 21:35:00 | 0.91831 | 1.05 | 04.08.2020 02:15:00 | 0.91788 | \$ -5225.34 |
| 2347 | Sell | 04.08.2020 22:55:00 | 1.18017 | 1.44 | 05.08.2020 08:30:00 | 1.18126 | \$ -16665.54 |
| 2346 | Sell | 04.08.2020 22:40:00 | 1.17994 | 1.45 | 05.08.2020 08:30:00 | 1.18118 | \$ -19074.23 |
| 2345 | Sell | 04.08.2020 22:35:00 | 1.17984 | 1.46 | 05.08.2020 08:30:00 | 1.18111 | \$ -19667.53 |
| 2344 | Sell | 04.08.2020 22:30:00 | 1.17948 | 1.47 | 05.08.2020 08:30:00 | 1.18126 | \$ -27705.8 |
| 1649 | Sell | 05.08.2020 21:45:00 | 0.90892 | 1.04 | 06.08.2020 00:15:00 | 0.90809 | \$ 8165.06 |
| 1648 | Sell | 05.08.2020 21:40:00 | 0.9082 | 1.05 | 06.08.2020 00:15:00 | 0.90802 | \$ 381.6 |
| 1647 | Sell | 05.08.2020 21:25:00 | 0.90804 | 1.05 | 06.08.2020 00:15:00 | 0.90797 | \$ -948.88 |
| 2351 | Buy | 05.08.2020 21:40:00 | 1.18593 | 1.41 | 06.08.2020 01:05:00 | 1.18685 | \$ 11182.15 |
| 2350 | Buy | 05.08.2020 21:35:00 | 1.1861 | 1.42 | 06.08.2020 01:05:00 | 1.18699 | \$ 10812.56 |
| 2349 | Buy | 05.08.2020 21:30:00 | 1.18616 | 1.43 | 06.08.2020 01:05:00 | 1.18687 | \$ 8176.35 |
| 2348 | Buy | 05.08.2020 21:25:00 | 1.18652 | 1.44 | 06.08.2020 01:05:00 | 1.18681 | \$ 1860.45 |
| 3041 | Buy | 05.08.2020 23:05:00 | 1.31085 | 3.19 | 06.08.2020 01:10:00 | 1.3121 | \$ 37934.3 |
| 3040 | Buy | 05.08.2020 21:45:00 | 1.31113 | 3.22 | 06.08.2020 01:10:00 | 1.3121 | \$ 28790.44 |
| 3039 | Buy | 05.08.2020 21:30:00 | 1.31144 | 3.24 | 06.08.2020 01:10:00 | 1.31221 | \$ 22140.96 |
| 2401 | Buy | 05.08.2020 21:25:00 | 0.7191 | 0.2 | 06.08.2020 01:25:00 | 0.71962 | \$ 715.56 |
| 3042 | Buy | 06.08.2020 21:30:00 | 1.31388 | 3.27 | 06.08.2020 22:12:00 | 1.31402 | \$ 4824.06 |
| 3396 | Sell | 06.08.2020 21:45:00 | 125.419 | 4.49 | 07.08.2020 00:05:00 | 125.296 | \$ 48594.73 |
| 3395 | Sell | 06.08.2020 21:40:00 | 125.382 | 4.53 | 07.08.2020 00:05:00 | 125.3 | \$ 30455.87 |
| 3394 | Sell | 06.08.2020 21:35:00 | 125.348 | 4.57 | 07.08.2020 00:05:00 | 125.3 | \$ 15188.12 |
| 2694 | Buy | 10.08.2020 01:00:00 | 1.3368 | 0.19 | 10.08.2020 03:09:00 | 1.33816 | \$ 1829.18 |
| 2695 | Sell | 11.08.2020 22:35:00 | 1.33067 | 0.19 | 12.08.2020 00:02:00 | 1.33034 | \$ 209.94 |
| 2696 | Sell | 11.08.2020 22:45:00 | 1.33096 | 0.19 | 12.08.2020 00:02:00 | 1.33033 | \$ 665.45 |
| 2697 | Sell | 11.08.2020 22:50:00 | 1.3314 | 0.19 | 12.08.2020 00:02:00 | 1.33034 | \$ 1318.34 |
| 3046 | Buy | 11.08.2020 22:15:00 | 1.30525 | 3.19 | 12.08.2020 00:10:00 | 1.3052 | \$ -3042.06 |
| 3045 | Buy | 11.08.2020 22:10:00 | 1.30545 | 3.21 | 12.08.2020 00:10:00 | 1.30525 | \$ -8134.93 |
| 3044 | Buy | 11.08.2020 22:05:00 | 1.30568 | 3.24 | 12.08.2020 00:10:00 | 1.3052 | \$ -17770.59 |
| 3043 | Buy | 11.08.2020 22:00:00 | 1.30641 | 3.27 | 12.08.2020 00:10:00 | 1.30524 | \$ -41710.89 |
| 2403 | Buy | 11.08.2020 22:35:00 | 0.71363 | 0.2 | 12.08.2020 01:10:00 | 0.7146 | \$ 1752.93 |
| 2402 | Buy | 11.08.2020 22:30:00 | 0.71419 | 0.2 | 12.08.2020 01:10:00 | 0.71447 | \$ 298.66 |
| 3400 | Buy | 11.08.2020 22:20:00 | 125.031 | 4.45 | 12.08.2020 03:10:00 | 125.094 | \$ 20455.63 |
| 3399 | Buy | 11.08.2020 22:15:00 | 125.089 | 4.5 | 12.08.2020 03:10:00 | 125.104 | \$ -917.51 |

| | | | | | | | |
|------|------|---------------------|---------|------|---------------------|---------|--------------|
| 3398 | Buy | 11.08.2020 22:10:00 | 125.181 | 4.56 | 12.08.2020 03:10:00 | 125.089 | \$ -49726.21 |
| 3397 | Buy | 11.08.2020 22:05:00 | 125.266 | 4.6 | 12.08.2020 03:10:00 | 125.096 | \$ -86046.04 |
| 2352 | Buy | 11.08.2020 22:00:00 | 1.17445 | 1.46 | 12.08.2020 08:05:00 | 1.17135 | \$ -48551.16 |
| 2353 | Buy | 11.08.2020 22:05:00 | 1.1743 | 1.45 | 12.08.2020 08:10:00 | 1.17129 | \$ -46843.47 |
| 2355 | Buy | 11.08.2020 22:15:00 | 1.17334 | 1.42 | 12.08.2020 08:15:00 | 1.1714 | \$ -29863.62 |
| 2354 | Buy | 11.08.2020 22:10:00 | 1.17368 | 1.43 | 12.08.2020 08:15:00 | 1.17137 | \$ -35649.31 |
| 2698 | Sell | 12.08.2020 22:00:00 | 1.32525 | 0.19 | 13.08.2020 00:00:00 | 1.32444 | \$ 825.84 |
| 1650 | Sell | 12.08.2020 22:00:00 | 0.91214 | 1.04 | 13.08.2020 00:05:00 | 0.91156 | \$ 5170.03 |
| 3401 | Buy | 12.08.2020 22:00:00 | 125.933 | 4.54 | 13.08.2020 01:45:00 | 125.982 | \$ 10359.1 |
| 2356 | Buy | 12.08.2020 22:00:00 | 1.17836 | 1.41 | 13.08.2020 01:50:00 | 1.17909 | \$ 8359.15 |
| 2358 | Buy | 13.08.2020 21:40:00 | 1.17964 | 1.4 | 13.08.2020 23:05:00 | 1.18082 | \$ 17407.95 |
| 2357 | Buy | 13.08.2020 21:30:00 | 1.1799 | 1.41 | 13.08.2020 23:05:00 | 1.18088 | \$ 14560.72 |
| 3049 | Buy | 13.08.2020 22:10:00 | 1.30474 | 3.2 | 13.08.2020 23:25:00 | 1.30584 | \$ 37092.0 |
| 3048 | Buy | 13.08.2020 21:40:00 | 1.30492 | 3.23 | 13.08.2020 23:25:00 | 1.30576 | \$ 28590.34 |
| 3047 | Buy | 13.08.2020 21:25:00 | 1.30528 | 3.25 | 13.08.2020 23:25:00 | 1.30586 | \$ 19863.19 |
| 2407 | Buy | 13.08.2020 22:15:00 | 0.7137 | 0.19 | 13.08.2020 23:40:00 | 0.71497 | \$ 2308.21 |
| 2406 | Buy | 13.08.2020 22:00:00 | 0.71413 | 0.19 | 13.08.2020 23:40:00 | 0.71479 | \$ 1086.83 |
| 2405 | Buy | 13.08.2020 21:40:00 | 0.71431 | 0.19 | 13.08.2020 23:40:00 | 0.71481 | \$ 766.47 |
| 2404 | Buy | 13.08.2020 21:30:00 | 0.71448 | 0.2 | 13.08.2020 23:40:00 | 0.71486 | \$ 553.89 |
| 2699 | Sell | 13.08.2020 21:30:00 | 1.3228 | 0.19 | 13.08.2020 23:57:00 | 1.32262 | \$ 38.64 |
| 2700 | Sell | 13.08.2020 21:35:00 | 1.32308 | 0.19 | 13.08.2020 23:57:00 | 1.32268 | \$ 372.68 |
| 2701 | Sell | 13.08.2020 21:40:00 | 1.32363 | 0.19 | 13.08.2020 23:57:00 | 1.32265 | \$ 1253.32 |
| 3405 | Buy | 13.08.2020 21:55:00 | 126.173 | 4.41 | 14.08.2020 01:45:00 | 126.368 | \$ 78432.86 |
| 3404 | Buy | 13.08.2020 21:50:00 | 126.241 | 4.46 | 14.08.2020 01:45:00 | 126.367 | \$ 48545.54 |
| 3403 | Buy | 13.08.2020 21:45:00 | 126.257 | 4.5 | 14.08.2020 01:45:00 | 126.364 | \$ 40429.93 |
| 3402 | Buy | 13.08.2020 21:35:00 | 126.277 | 4.53 | 14.08.2020 01:45:00 | 126.367 | \$ 32997.38 |
| 2703 | Buy | 17.08.2020 00:40:00 | 1.32283 | 0.19 | 17.08.2020 03:20:00 | 1.32613 | \$ 4773.19 |
| 2702 | Buy | 17.08.2020 00:30:00 | 1.32364 | 0.19 | 17.08.2020 03:20:00 | 1.32596 | \$ 3286.01 |
| 2707 | Sell | 18.08.2020 01:00:00 | 1.32185 | 0.19 | 18.08.2020 03:05:00 | 1.32183 | \$ -204.3 |
| 2706 | Sell | 18.08.2020 00:40:00 | 1.32179 | 0.19 | 18.08.2020 03:05:00 | 1.32179 | \$ -234.66 |
| 2705 | Sell | 18.08.2020 00:30:00 | 1.32149 | 0.19 | 18.08.2020 03:05:00 | 1.32167 | \$ -507.96 |
| 2704 | Sell | 18.08.2020 00:00:00 | 1.32139 | 0.19 | 18.08.2020 03:05:00 | 1.32182 | \$ -887.55 |
| 2709 | Sell | 19.08.2020 21:35:00 | 1.32062 | 0.19 | 19.08.2020 22:20:00 | 1.3201 | \$ 554.89 |
| 2710 | Sell | 19.08.2020 21:40:00 | 1.32119 | 0.19 | 19.08.2020 22:20:00 | 1.32011 | \$ 1405.15 |
| 2410 | Buy | 19.08.2020 21:40:00 | 0.71896 | 0.2 | 19.08.2020 22:38:00 | 0.7194 | \$ 680.36 |
| 2411 | Buy | 19.08.2020 21:45:00 | 0.71871 | 0.19 | 19.08.2020 22:38:00 | 0.71939 | \$ 1126.87 |
| 2413 | Buy | 19.08.2020 22:50:00 | 0.71844 | 0.19 | 20.08.2020 01:45:00 | 0.71897 | \$ 699.79 |
| 2412 | Buy | 19.08.2020 22:40:00 | 0.71906 | 0.2 | 20.08.2020 01:45:00 | 0.71883 | \$ -865.18 |
| 2409 | Buy | 19.08.2020 21:35:00 | 0.71977 | 0.2 | 20.08.2020 01:45:00 | 0.71894 | \$ -2129.76 |
| 2408 | Buy | 19.08.2020 21:30:00 | 0.72014 | 0.2 | 20.08.2020 01:45:00 | 0.71883 | \$ -3141.43 |
| 3052 | Sell | 20.08.2020 01:45:00 | 1.31169 | 3.22 | 20.08.2020 03:05:00 | 1.31036 | \$ 45148.46 |
| 3051 | Sell | 20.08.2020 01:35:00 | 1.3115 | 3.25 | 20.08.2020 03:05:00 | 1.31047 | \$ 35290.35 |
| 3050 | Sell | 20.08.2020 01:30:00 | 1.31127 | 3.27 | 20.08.2020 03:05:00 | 1.31046 | \$ 27923.39 |
| 2359 | Sell | 20.08.2020 02:00:00 | 1.18512 | 1.42 | 20.08.2020 03:15:00 | 1.18411 | \$ 15119.77 |
| 2713 | Sell | 19.08.2020 23:20:00 | 1.32166 | 0.19 | 20.08.2020 03:45:00 | 1.32093 | \$ 704.38 |
| 2712 | Sell | 19.08.2020 22:50:00 | 1.32154 | 0.19 | 20.08.2020 03:45:00 | 1.32104 | \$ 355.15 |
| 2711 | Sell | 19.08.2020 22:40:00 | 1.32091 | 0.19 | 20.08.2020 03:45:00 | 1.32101 | \$ -555.85 |
| 2708 | Sell | 19.08.2020 21:30:00 | 1.32013 | 0.19 | 20.08.2020 03:45:00 | 1.32087 | \$ -1527.59 |
| 2416 | Sell | 20.08.2020 23:00:00 | 0.71989 | 0.19 | 21.08.2020 04:30:00 | 0.71977 | \$ -30.55 |
| 2415 | Sell | 20.08.2020 22:05:00 | 0.71954 | 0.2 | 21.08.2020 04:30:00 | 0.71986 | \$ -959.83 |
| 2414 | Sell | 20.08.2020 21:30:00 | 0.71907 | 0.2 | 21.08.2020 04:30:00 | 0.71984 | \$ -1908.59 |
| 2715 | Buy | 24.08.2020 00:20:00 | 1.31721 | 0.19 | 24.08.2020 01:20:00 | 1.31749 | \$ 190.25 |
| 1651 | Buy | 24.08.2020 00:30:00 | 0.91021 | 1.06 | 24.08.2020 03:00:00 | 0.91204 | \$ 22331.83 |
| 2714 | Buy | 24.08.2020 00:05:00 | 1.31755 | 0.19 | 24.08.2020 03:00:00 | 1.31802 | \$ 478.58 |
| 3054 | Sell | 24.08.2020 02:30:00 | 1.30994 | 3.27 | 24.08.2020 03:00:00 | 1.30931 | \$ 21718.19 |
| 3053 | Sell | 24.08.2020 01:30:00 | 1.3098 | 3.3 | 24.08.2020 03:00:00 | 1.30915 | \$ 22613.23 |
| 3409 | Sell | 24.08.2020 02:30:00 | 124.965 | 4.52 | 24.08.2020 03:05:00 | 124.895 | \$ 25991.08 |
| 3408 | Sell | 24.08.2020 01:50:00 | 124.959 | 4.56 | 24.08.2020 03:05:00 | 124.881 | \$ 29869.92 |
| 3407 | Sell | 24.08.2020 01:35:00 | 124.939 | 4.6 | 24.08.2020 03:05:00 | 124.879 | \$ 21852.44 |
| 3406 | Sell | 24.08.2020 01:30:00 | 124.904 | 4.64 | 24.08.2020 03:05:00 | 124.883 | \$ 3948.08 |

| | | | | | | | |
|------|------|---------------------|---------|------|---------------------|---------|---------------|
| 2717 | Buy | 25.08.2020 00:05:00 | 1.32141 | 0.19 | 25.08.2020 02:25:00 | 1.32196 | \$ 599.98 |
| 2716 | Buy | 25.08.2020 00:00:00 | 1.32168 | 0.19 | 25.08.2020 02:25:00 | 1.32202 | \$ 281.3 |
| 2719 | Sell | 26.08.2020 22:05:00 | 1.31604 | 0.19 | 26.08.2020 23:50:00 | 1.31458 | \$ 1982.13 |
| 2718 | Sell | 26.08.2020 22:00:00 | 1.31562 | 0.19 | 26.08.2020 23:50:00 | 1.31463 | \$ 1268.5 |
| 3055 | Sell | 27.08.2020 21:30:00 | 1.32173 | 3.31 | 27.08.2020 23:00:00 | 1.31966 | \$ 72232.67 |
| 2038 | Sell | 31.08.2020 01:15:00 | 105.714 | 0.44 | 31.08.2020 03:05:00 | 105.332 | \$ 16264.57 |
| 2037 | Sell | 31.08.2020 01:10:00 | 105.562 | 0.45 | 31.08.2020 03:05:00 | 105.344 | \$ 9254.22 |
| 2036 | Sell | 31.08.2020 01:05:00 | 105.482 | 0.46 | 31.08.2020 03:05:00 | 105.343 | \$ 5825.87 |
| 2035 | Sell | 31.08.2020 01:00:00 | 105.438 | 0.46 | 31.08.2020 03:05:00 | 105.344 | \$ 3755.87 |
| 3056 | Buy | 31.08.2020 01:30:00 | 1.33397 | 3.33 | 31.08.2020 03:05:00 | 1.33639 | \$ 84917.5 |
| 3413 | Sell | 31.08.2020 01:10:00 | 125.737 | 4.46 | 31.08.2020 03:15:00 | 125.536 | \$ 84038.44 |
| 3412 | Sell | 31.08.2020 01:05:00 | 125.606 | 4.55 | 31.08.2020 03:15:00 | 125.538 | \$ 25224.74 |
| 3411 | Sell | 31.08.2020 00:45:00 | 125.544 | 4.6 | 31.08.2020 03:15:00 | 125.532 | \$ -255.39 |
| 3410 | Sell | 31.08.2020 00:30:00 | 125.506 | 4.64 | 31.08.2020 03:15:00 | 125.529 | \$ -16495.8 |
| 3417 | Buy | 31.08.2020 22:20:00 | 126.335 | 4.52 | 31.08.2020 23:50:00 | 126.432 | \$ 38134.11 |
| 3416 | Buy | 31.08.2020 22:05:00 | 126.345 | 4.56 | 31.08.2020 23:50:00 | 126.437 | \$ 36190.71 |
| 3415 | Buy | 31.08.2020 21:50:00 | 126.377 | 4.6 | 31.08.2020 23:50:00 | 126.429 | \$ 18107.21 |
| 3414 | Buy | 31.08.2020 21:25:00 | 126.39 | 4.63 | 31.08.2020 23:50:00 | 126.437 | \$ 15909.47 |
| 2419 | Buy | 31.08.2020 23:25:00 | 0.7373 | 0.19 | 01.09.2020 02:35:00 | 0.73787 | \$ 864.38 |
| 2418 | Buy | 31.08.2020 23:20:00 | 0.73746 | 0.19 | 01.09.2020 02:35:00 | 0.73786 | \$ 524.0 |
| 2417 | Buy | 31.08.2020 23:00:00 | 0.7375 | 0.19 | 01.09.2020 02:35:00 | 0.73803 | \$ 784.28 |
| 2360 | Buy | 31.08.2020 22:35:00 | 1.1928 | 1.43 | 01.09.2020 02:40:00 | 1.19407 | \$ 18296.36 |
| 2720 | Sell | 31.08.2020 23:45:00 | 1.30492 | 0.2 | 01.09.2020 02:40:00 | 1.3038 | \$ 1483.62 |
| 2363 | Buy | 01.09.2020 21:55:00 | 1.19041 | 1.41 | 01.09.2020 23:20:00 | 1.19143 | \$ 15155.03 |
| 2362 | Buy | 01.09.2020 21:45:00 | 1.19089 | 1.42 | 01.09.2020 23:20:00 | 1.19145 | \$ 8379.42 |
| 2361 | Buy | 01.09.2020 21:40:00 | 1.19101 | 1.43 | 01.09.2020 23:20:00 | 1.19139 | \$ 5726.08 |
| 3421 | Buy | 01.09.2020 21:55:00 | 126.157 | 4.55 | 02.09.2020 01:15:00 | 126.273 | \$ 44978.57 |
| 3420 | Buy | 01.09.2020 21:45:00 | 126.183 | 4.59 | 02.09.2020 01:15:00 | 126.277 | \$ 35274.61 |
| 3419 | Buy | 01.09.2020 21:40:00 | 126.229 | 4.63 | 02.09.2020 01:15:00 | 126.275 | \$ 13356.76 |
| 3418 | Buy | 01.09.2020 21:30:00 | 126.234 | 4.67 | 02.09.2020 01:15:00 | 126.274 | \$ 10669.69 |
| 2721 | Buy | 02.09.2020 00:30:00 | 1.30589 | 0.2 | 02.09.2020 03:50:00 | 1.30634 | \$ 471.82 |
| 2367 | Sell | 02.09.2020 23:25:00 | 1.18537 | 1.41 | 03.09.2020 01:05:00 | 1.1852 | \$ 2179.33 |
| 2366 | Sell | 02.09.2020 23:15:00 | 1.18512 | 1.42 | 03.09.2020 01:05:00 | 1.18527 | \$ -2595.63 |
| 2365 | Sell | 02.09.2020 23:10:00 | 1.1849 | 1.43 | 03.09.2020 01:05:00 | 1.18525 | \$ -5629.01 |
| 2364 | Sell | 02.09.2020 23:00:00 | 1.18464 | 1.44 | 03.09.2020 01:05:00 | 1.18523 | \$ -9311.79 |
| 2423 | Sell | 02.09.2020 23:35:00 | 0.73359 | 0.19 | 03.09.2020 02:55:00 | 0.73318 | \$ 477.81 |
| 2422 | Sell | 02.09.2020 23:30:00 | 0.73345 | 0.19 | 03.09.2020 02:55:00 | 0.73311 | \$ 337.61 |
| 2421 | Sell | 02.09.2020 23:10:00 | 0.7334 | 0.19 | 03.09.2020 02:55:00 | 0.7332 | \$ 57.21 |
| 2420 | Sell | 02.09.2020 22:30:00 | 0.73322 | 0.19 | 03.09.2020 02:55:00 | 0.73308 | \$ -62.97 |
| 3423 | Sell | 02.09.2020 23:55:00 | 125.886 | 4.67 | 03.09.2020 03:00:00 | 125.809 | \$ 26955.61 |
| 3422 | Sell | 02.09.2020 23:30:00 | 125.874 | 4.71 | 03.09.2020 03:00:00 | 125.808 | \$ 22006.06 |
| 2725 | Buy | 02.09.2020 23:30:00 | 1.30418 | 0.19 | 03.09.2020 03:05:00 | 1.30543 | \$ 1502.0 |
| 2724 | Buy | 02.09.2020 23:25:00 | 1.30465 | 0.19 | 03.09.2020 03:05:00 | 1.30525 | \$ 515.61 |
| 2723 | Buy | 02.09.2020 23:20:00 | 1.30491 | 0.19 | 03.09.2020 03:05:00 | 1.30544 | \$ 409.38 |
| 2722 | Buy | 02.09.2020 23:00:00 | 1.305 | 0.2 | 03.09.2020 03:05:00 | 1.30525 | \$ -16.35 |
| 3424 | Sell | 03.09.2020 23:30:00 | 125.896 | 4.72 | 04.09.2020 00:40:00 | 125.76 | \$ 57197.2 |
| 2726 | Buy | 03.09.2020 23:30:00 | 1.31208 | 0.2 | 04.09.2020 01:20:00 | 1.31303 | \$ 1214.29 |
| 3425 | Buy | 04.09.2020 02:30:00 | 125.633 | 4.75 | 04.09.2020 03:35:00 | 125.834 | \$ 89507.24 |
| 2727 | Sell | 07.09.2020 01:30:00 | 1.30771 | 0.2 | 07.09.2020 03:50:00 | 1.30678 | \$ 1239.37 |
| 2728 | Sell | 10.09.2020 21:30:00 | 1.31864 | 0.2 | 11.09.2020 00:05:00 | 1.31909 | \$ -1025.64 |
| 2370 | Buy | 10.09.2020 22:20:00 | 1.18107 | 1.4 | 11.09.2020 00:25:00 | 1.18188 | \$ 11126.37 |
| 2369 | Buy | 10.09.2020 21:30:00 | 1.18233 | 1.42 | 11.09.2020 00:25:00 | 1.18194 | \$ -6670.58 |
| 2368 | Buy | 10.09.2020 21:25:00 | 1.18336 | 1.44 | 11.09.2020 00:25:00 | 1.18187 | \$ -23455.93 |
| 3429 | Buy | 10.09.2020 21:55:00 | 125.508 | 4.64 | 11.09.2020 00:25:00 | 125.466 | \$ -27413.35 |
| 3428 | Buy | 10.09.2020 21:45:00 | 125.54 | 4.68 | 11.09.2020 00:25:00 | 125.462 | \$ -44499.17 |
| 3427 | Buy | 10.09.2020 21:30:00 | 125.578 | 4.73 | 11.09.2020 00:25:00 | 125.469 | \$ -59639.58 |
| 3426 | Buy | 10.09.2020 21:25:00 | 125.688 | 4.77 | 11.09.2020 00:25:00 | 125.46 | \$ -116912.41 |
| 1655 | Sell | 10.09.2020 22:25:00 | 0.91074 | 1.04 | 11.09.2020 00:35:00 | 0.90998 | \$ 8505.16 |
| 1654 | Sell | 10.09.2020 22:20:00 | 0.91051 | 1.04 | 11.09.2020 00:35:00 | 0.91013 | \$ 3952.71 |
| 1653 | Sell | 10.09.2020 21:30:00 | 0.91016 | 1.05 | 11.09.2020 00:35:00 | 0.90997 | \$ 1692.59 |

| | | | | | | | |
|------|------|---------------------|---------|------|---------------------|---------|--------------|
| 1652 | Sell | 10.09.2020 21:25:00 | 0.90986 | 1.06 | 11.09.2020 00:35:00 | 0.91 | \$ -2320.77 |
| 2426 | Buy | 10.09.2020 22:40:00 | 0.72527 | 0.19 | 11.09.2020 01:30:00 | 0.72629 | \$ 1765.39 |
| 2425 | Buy | 10.09.2020 22:30:00 | 0.72548 | 0.19 | 11.09.2020 01:30:00 | 0.7262 | \$ 1164.72 |
| 2424 | Buy | 10.09.2020 21:30:00 | 0.72556 | 0.19 | 11.09.2020 01:30:00 | 0.72621 | \$ 1024.56 |
| 905 | Buy | 10.09.2020 23:30:00 | 0.92279 | 0.25 | 11.09.2020 02:40:00 | 0.92357 | \$ 2212.83 |
| 904 | Buy | 10.09.2020 23:25:00 | 0.92304 | 0.25 | 11.09.2020 02:40:00 | 0.92356 | \$ 1328.06 |
| 903 | Buy | 10.09.2020 23:20:00 | 0.92329 | 0.25 | 11.09.2020 02:40:00 | 0.92355 | \$ 443.28 |
| 902 | Buy | 10.09.2020 23:15:00 | 0.92342 | 0.25 | 11.09.2020 02:40:00 | 0.92344 | \$ -373.43 |
| 2729 | Buy | 14.09.2020 00:01:00 | 1.31803 | 0.2 | 14.09.2020 02:20:00 | 1.31903 | \$ 1350.39 |
| 2371 | Buy | 16.09.2020 22:00:00 | 1.17989 | 1.43 | 16.09.2020 22:09:00 | 1.18033 | \$ 6630.2 |
| 1658 | Sell | 16.09.2020 22:35:00 | 0.91079 | 1.06 | 16.09.2020 23:40:00 | 0.90951 | \$ 15618.89 |
| 1657 | Sell | 16.09.2020 22:30:00 | 0.91057 | 1.07 | 16.09.2020 23:40:00 | 0.90963 | \$ 11575.49 |
| 1656 | Sell | 16.09.2020 22:00:00 | 0.9103 | 1.07 | 16.09.2020 23:40:00 | 0.90955 | \$ 9233.6 |
| 2373 | Buy | 16.09.2020 22:40:00 | 1.1795 | 1.42 | 16.09.2020 23:45:00 | 1.18153 | \$ 30375.39 |
| 2372 | Buy | 16.09.2020 22:35:00 | 1.17956 | 1.43 | 16.09.2020 23:45:00 | 1.18154 | \$ 29835.87 |
| 2427 | Buy | 16.09.2020 22:30:00 | 0.72865 | 0.2 | 17.09.2020 01:25:00 | 0.73086 | \$ 4277.46 |
| 2730 | Sell | 16.09.2020 22:35:00 | 1.31811 | 0.2 | 17.09.2020 02:00:00 | 1.31702 | \$ 1316.82 |
| 3431 | Sell | 17.09.2020 01:45:00 | 124.076 | 4.73 | 17.09.2020 03:05:00 | 123.862 | \$ 95352.68 |
| 3430 | Sell | 17.09.2020 01:30:00 | 124.066 | 4.76 | 17.09.2020 03:05:00 | 123.854 | \$ 95006.41 |
| 2734 | Buy | 17.09.2020 22:35:00 | 1.3168 | 0.2 | 18.09.2020 03:55:00 | 1.31553 | \$ -2331.94 |
| 2733 | Buy | 17.09.2020 22:30:00 | 1.31718 | 0.2 | 18.09.2020 03:55:00 | 1.31552 | \$ -2954.92 |
| 2732 | Buy | 17.09.2020 22:15:00 | 1.3176 | 0.2 | 18.09.2020 03:55:00 | 1.31561 | \$ -3482.07 |
| 2731 | Buy | 17.09.2020 22:00:00 | 1.31778 | 0.2 | 18.09.2020 03:55:00 | 1.31545 | \$ -4025.18 |
| 907 | Buy | 21.09.2020 00:40:00 | 0.91543 | 0.25 | 21.09.2020 07:00:00 | 0.91573 | \$ 712.13 |
| 906 | Buy | 21.09.2020 00:30:00 | 0.91558 | 0.26 | 21.09.2020 07:00:00 | 0.91579 | \$ 422.09 |
| 2039 | Buy | 22.09.2020 00:00:00 | 104.641 | 0.47 | 22.09.2020 01:15:00 | 104.701 | \$ 2239.52 |
| 2377 | Sell | 21.09.2020 22:15:00 | 1.17691 | 1.41 | 22.09.2020 01:30:00 | 1.17657 | \$ 4938.09 |
| 2376 | Sell | 21.09.2020 22:10:00 | 1.17675 | 1.42 | 22.09.2020 01:30:00 | 1.17655 | \$ 2877.31 |
| 2375 | Sell | 21.09.2020 22:05:00 | 1.17628 | 1.44 | 22.09.2020 01:30:00 | 1.17642 | \$ -2243.68 |
| 2374 | Sell | 21.09.2020 21:30:00 | 1.17549 | 1.45 | 22.09.2020 01:30:00 | 1.17657 | \$ -16628.41 |
| 2431 | Sell | 21.09.2020 23:40:00 | 0.72253 | 0.2 | 22.09.2020 01:30:00 | 0.72215 | \$ 516.01 |
| 2430 | Sell | 21.09.2020 22:45:00 | 0.72223 | 0.2 | 22.09.2020 01:30:00 | 0.72209 | \$ 10.01 |
| 2429 | Sell | 21.09.2020 22:30:00 | 0.72202 | 0.2 | 22.09.2020 01:30:00 | 0.72215 | \$ -559.24 |
| 2428 | Sell | 21.09.2020 21:30:00 | 0.72167 | 0.2 | 22.09.2020 01:30:00 | 0.7221 | \$ -1191.74 |
| 3435 | Sell | 21.09.2020 22:15:00 | 123.3 | 4.7 | 22.09.2020 01:30:00 | 123.155 | \$ 61306.28 |
| 3434 | Sell | 21.09.2020 21:40:00 | 123.235 | 4.77 | 22.09.2020 01:30:00 | 123.146 | \$ 35511.31 |
| 3433 | Sell | 21.09.2020 21:30:00 | 123.198 | 4.81 | 22.09.2020 01:30:00 | 123.164 | \$ 9355.11 |
| 3432 | Sell | 21.09.2020 21:25:00 | 123.19 | 4.85 | 22.09.2020 01:30:00 | 123.163 | \$ 6039.03 |
| 2735 | Buy | 21.09.2020 23:15:00 | 1.33025 | 0.2 | 22.09.2020 01:53:00 | 1.33061 | \$ 271.82 |
| 2736 | Buy | 21.09.2020 23:35:00 | 1.33008 | 0.2 | 22.09.2020 01:53:00 | 1.33066 | \$ 623.25 |
| 2737 | Buy | 21.09.2020 23:40:00 | 1.32994 | 0.2 | 22.09.2020 01:53:00 | 1.33064 | \$ 814.94 |
| 2738 | Buy | 21.09.2020 23:45:00 | 1.32963 | 0.19 | 22.09.2020 01:53:00 | 1.33066 | \$ 1274.98 |
| 1659 | Buy | 21.09.2020 22:30:00 | 0.9142 | 1.08 | 22.09.2020 03:00:00 | 0.91542 | \$ 15150.26 |
| 3436 | Buy | 23.09.2020 22:00:00 | 122.891 | 4.9 | 24.09.2020 03:15:00 | 122.976 | \$ 28969.14 |
| 2739 | Buy | 24.09.2020 21:45:00 | 1.33339 | 0.2 | 24.09.2020 22:00:00 | 1.33525 | \$ 2724.15 |
| 909 | Sell | 28.09.2020 22:25:00 | 0.90906 | 0.26 | 29.09.2020 00:00:00 | 0.9083 | \$ 2332.39 |
| 908 | Sell | 28.09.2020 22:00:00 | 0.90883 | 0.26 | 29.09.2020 00:00:00 | 0.90845 | \$ 986.17 |
| 2740 | Buy | 29.09.2020 21:30:00 | 1.33829 | 0.2 | 29.09.2020 23:00:00 | 1.33927 | \$ 1318.44 |

Report generated by Quant Analyzer